FINAL

FOURTH FIVE-YEAR REVIEW REPORT

CORNHUSKER ARMY AMMUNITION PLANT
GRAND ISLAND, NEBRASKA

Prepared for:

United States Army Environmental Command
Fort Sam Houston, Texas

United States Army Corps of Engineers, Omaha District
Omaha, Nebraska

30821204

This page intentionally left blank.

FOURTH FIVE-YEAR REVIEW REPORT

CORNHUSKER ARMY AMMUNITION PLANT
GRAND ISLAND, NEBRASKA

Approved By:

18SEP20

Signature **Date**

Mark R. Himes, P.E.
Colonel, Corps of Engineers
District Commander

This page intentionally left blank.

FOURTH FIVE-YEAR REVIEW REPORT

CORNHUSKER ARMY AMMUNITION PLANT
GRAND ISLAND, NEBRASKA

Prepared By:

United States Army Corps of Engineers
Kansas City District
601 E 12th Street
Kansas City, Missouri 64106

Dawson Solutions, LLC
200 Spectrum Center Drive, Suite 1220
Irvine, California 92618

Prepared Under Contract: W912DQ19C3002
Task Order: W912DQ19R3048

This page intentionally left blank.

Executive Summary

Cornhusker Army Ammunition Plant (AAP) lies approximately 2 miles west of the City of Grand Island. Prior to decommissioning and transfer of property, it encompassed 11,936 acres in north-central Hall County, Nebraska. Cornhusker AAP served as a government-owned, contractor-operated facility constructed in 1942 to produce artillery shells, mines, bombs, and rockets for World War II and the Korean and Vietnam conflicts. Cornhusker AAP operated intermittently until 1973. Explosives wastes and residues associated with plant operations resulted in soil and groundwater contamination on site and groundwater contamination off site to the northeast of the site. Areas impacted at Cornhusker AAP have been designated as the following five Operable Units (OUs):

- OU 1 (Headquarters Army Environmental System [HQAES] 31135.1066) includes both the on-site and off-site explosives-contaminated groundwater plumes.
- OU 2[1] includes the Areas of Concern (AOCs): Administrative and Base Housing Areas, Abandoned Burning Area, Drainage Ditches, Magazine Areas, Miscellaneous Storage Areas, and Sewage Treatment Plants.
- OU 3 (HQAES 31135.1059) includes the AOCs: Pistol Range (three of the four subsites), Nitrate Area, Shop Area, and Sanitary Landfill.
- OU 4 (HQAES 31135.1060) includes the unsaturated soil zone of Load Lines 1 through 5 and the Gravel and Clay Pit Area.
- OU 5[1] includes the AOCs: the Pistol Range Area Sites (Firing Range and Static Ejection Test Site), the Burning Grounds, and the Fuze Destruction Areas on Tracts 19B and 20B. At the end of fiscal year 2004, OU 5 was re-assigned to the Military Munitions Response Program. A Record of Decision (ROD) has not yet been prepared for OU 5 and, as a result, was not evaluated as part of this Fourth Five-Year Review.

This statutory Five-Year Review was conducted in accordance with the Comprehensive Environmental Response, Compensation, and Liability Act (CERCLA) and the National Contingency Plan (NCP). Cornhusker AAP was added to the National Priorities List (NPL) in 1987.

The purpose of a Five-Year Review is to determine whether selected remedies for a site remain protective of human health and the environment. Five-Year Reviews also identify issues found during the review, if any, and provide recommendations to address them. This Five-Year Review has been prepared because hazardous substances, pollutants, or

[1] HQAES not assigned.

contaminants remain at the sites at levels that do not allow for unlimited use and unrestricted exposure.

OU 1 (HQAES 31135.1066)

Components of the remedy for OU 1 include groundwater extraction and treatment for the on-site plume, monitored natural attenuation (MNA) for the off-site plume, and institutional controls to limit public exposure to contaminated groundwater both on site (in the form of deed restrictions) and off site (in the form of a City Ordinance).

The remedy at OU 1 is protective of human health and the environment.

Operation of the Groundwater Treatment Facility has been effective at reducing groundwater contaminants on site. Operation of the groundwater extraction well EW-7 has been effective in preventing migration of explosives in groundwater off site. Groundwater analytical results from the on-site monitoring wells show decreasing trends, and groundwater analytical results observed in all off-site monitoring wells are below corresponding remedial goals. On-site institutional controls, including deed restrictions, prohibiting water supply well drilling in the impacted area, and enforcing the Hall County Reuse Plan, have been enforced since the Third Five-Year Review. No new domestic or irrigation wells were installed within the OU 1 plume boundaries. Off-site institutional controls, including providing municipal water supply to all impacted residents, informing the public through Public Meetings, and establishing a City “Overlay Zone” Ordinance prohibiting drinking water supply well drilling in the impacted areas, are all ongoing.

OU 2[2]

The remedy outlined in the September 1998 ROD for OU 2 identified no further action/no response action.

The remedy at OU 2 is protective of human health and the environment.

There have been no changes in site conditions or assumptions that went into selecting no further action at OU 2.

OU 3 (HQAES 31135.1059)

Components of the remedy for OU 3 include excavation and off-site disposal of contaminated soils, MNA of volatile organic compounds in groundwater at the Shop Area, and deed restrictions in the form of “proprietary institutional controls” to prevent residential use of the property.

The remedy at OU 3 is protective of human health and the environment.

---

[2] HQAES not assigned

Excavation and off-site disposal of contaminated soil has been achieved, and continued LTM indicates VOCs show a decreasing trend at the Shop Area AOC. Deed restrictions prevent residential use and are documented in real estate transactions. The remedial goals specified in the ROD continue to be within the acceptable Cancer Risk range of 10^{-6} to 10^{-4}. There has been no change to the standardized risk assessment methodology that could affect the protectiveness of the remedy.

OU 4 (HQAES 31135.1060)

The remedy for OU 4 includes institutional controls in the form of deed restrictions to prevent residential use.

The remedy at OU 4 is protective of human health and the environment.

Deeds for the OU 4 properties restrict land use to commercial, industrial, and agricultural and do not permit residential use of the land, and visual observation of the property during the site inspection confirmed no private residences, and the land is currently being used for agricultural or industrial purposes..

This page intentionally left blank.

Five-Year Review Summary Form

SITE IDENTIFICATION		
Site Name: Cornhusker Army Ammunition Plant		
EPA ID: NE2213820234		
Region: 7	**State:** NE	**City/County:** Grand Island, Hall County

SITE STATUS	
NPL Status: Final	
Multiple OUs? Yes	**Has the site achieved construction completion?** No

REVIEW STATUS
Lead agency: Other Federal Agency **If "Other Federal Agency" was selected above, enter Agency name:** United States (U.S.) Army
Author name (Federal or State Project Manager): U.S. Army Corps of Engineers
Author affiliation: U.S. Army Corps of Engineers, Omaha District
Review period: October 29, 2019 – September 3, 2020
Date of site inspection: December 4, 2019
Type of review: Statutory
Review number: 4
Triggering action date: September 20, 2015
Due date *(five-year cycle after triggering action date)*: September 14, 2020

Five-Year Review Summary Form (continued)

Issues/Recommendations
OU(s) without Issues/Recommendations Identified in the Five-Year Review:
OU 1, OU 2, OU 3, and OU 4

Protectiveness Statement(s)		
Operable Unit: OU 1	*Protectiveness Determination:* Protective	*Addendum Due Date (if applicable):* Not applicable.
Protectiveness Statement: The remedy at OU 1 is protective of human health and the environment. Operation of the Groundwater Treatment Facility has been effective at reducing groundwater contaminants on site. Operation of the groundwater extraction well EW-7 has been effective in preventing migration of explosives in groundwater off site. Groundwater analytical results from the on-site monitoring wells show decreasing trends, and groundwater analytical results observed in all off-site monitoring wells are below corresponding remedial goals. On-site institutional controls, including deed restrictions, prohibiting water supply well drilling in the impacted area, and enforcing the Hall County Reuse Plan, have been enforced since the Third Five-Year Review. No new domestic or irrigation wells were installed within the OU 1 plume boundaries. Off-site institutional controls, including providing municipal water supply to all impacted residents, informing the public through Public Meetings, and establishing a City "Overlay Zone" Ordinance prohibiting drinking water supply well drilling in the impacted areas, are all ongoing.		
Operable Unit: OU 2	*Protectiveness Determination:* Protective	*Addendum Due Date (if applicable):* Not applicable.
Protectiveness Statement: The remedy at OU 2 is protective of human health and the environment. There have been no changes in site conditions or assumptions that went into selecting no further action at OU 2.		
Operable Unit: OU 3	*Protectiveness Determination:* Protective	*Addendum Due Date (if applicable):* Not applicable.
Protectiveness Statement: The remedy at OU 3 is protective of human health and the environment. Excavation and off-site disposal of contaminated soil has been achieved, and continued LTM indicates VOCs show a decreasing trend at the Shop Area AOC. Deed restrictions prevent residential use and are documented in real estate transactions. The remedial goals specified in the ROD continue to be within the acceptable Cancer Risk range of 10^{-6} to 10^{-4}. There has been no change to the standardized risk assessment methodology that could affect the protectiveness of the remedy.		

Operable Unit:	*Protectiveness Determination:*	*Addendum Due Date (if applicable):*
OU 4	Protective	Not applicable.

Protectiveness Statement:
The remedy at OU 4 is protective of human health and the environment.

Deeds for the OU 4 properties restrict land use to commercial, industrial, and agricultural and do not permit residential use of the land, and visual observation of the property during the site inspection confirmed no private residences, and the land is currently being used for agricultural or industrial purposes.

This page intentionally left blank.

TABLE OF CONTENTS

1.0 INTRODUCTION 1
1.1 PURPOSE 1
1.2 AUTHORITY 2
2.0 BACKGROUND 3
2.1 PHYSICAL CHARACTERISTICS 3
2.2 GEOLOGY 3
2.3 HYDROGEOLOGY 3
2.4 LAND AND RESOURCE USE 4
3.0 FIVE-YEAR REVIEW PROCESS 7
3.1 ADMINISTRATIVE COMPONENTS 7
3.2 COMMUNITY NOTIFICATION 7
3.3 DOCUMENT REVIEW 7
3.4 SITE INSPECTION 7
3.5 INTERVIEWS 8
4.0 OPERABLE UNIT 1 (HQAES 31135.1066) 11
4.1 SITE CHRONOLOGY 11
4.2 PHYSICAL CHARACTERISTICS 12
4.3 HISTORY OF CONTAMINATION 12
4.4 INITIAL RESPONSE 12
4.5 BASIS FOR TAKING ACTION 12
4.6 REMEDIAL ACTIONS 12
4.6.1 REMEDIAL ACTION OBJECTIVES 12
4.6.2 REMEDY DESCRIPTION 13
4.6.3 REMEDY IMPLEMENTATION 13
4.6.4 OPERATIONS AND MAINTENANCE 15
4.7 PROGRESS SINCE THE THIRD FIVE-YEAR REVIEW 16
4.8 DOCUMENT REVIEW 23
4.9 DATA REVIEW 24
4.9.1 GROUNDWATER MONITORING PROGRAM 24
4.9.2 OU 1 GROUNDWATER SUMMARY 26

4.10 SITE INSPECTION 29
4.11 TECHNICAL ASSESSMENT 29
4.11.1 QUESTION A – IS THE REMEDY FUNCTIONING AS INTENDED BY THE DECISION DOCUMENTS? 29
4.11.2 QUESTION B – ARE THE EXPOSURE ASSUMPTIONS, TOXICITY DATA, CLEANUP LEVELS AND REMEDIAL ACTION OBJECTIVES USED AT THE TIME OF THE REMEDY SELECTION STILL VALID? 30
4.11.3 QUESTION C – HAS ANY OTHER INFORMATION COME TO LIGHT THAT COULD CALL INTO QUESTION THE PROTECTIVENESS OF THE REMEDY? 31
4.11.4 TECHNICAL ASSESSMENT SUMMARY 31
4.12 ISSUES 31
4.13 RECOMMENDATIONS AND FOLLOW-UP ACTIONS 31
4.14 OTHER FINDINGS 32
4.15 PROTECTIVENESS STATEMENT 33
5.0 OPERABLE UNIT 2 35
5.1 SITE CHRONOLOGY 35
5.2 PHYSICAL CHARACTERISTICS 35
5.3 HISTORY OF CONTAMINATION 36
5.4 INITIAL RESPONSE 36
5.5 BASIS FOR TAKING ACTION 37
5.6 REMEDIAL ACTIONS 37
5.6.1 REMEDIAL ACTION OBJECTIVES 37
5.6.2 REMEDY DESCRIPTION 37
5.6.3 REMEDY IMPLEMENTATION 37
5.6.4 OPERATIONS AND MAINTENANCE 37
5.7 PROGRESS SINCE THE THIRD FIVE-YEAR REVIEW 37
5.8 DOCUMENT REVIEW 39
5.9 DATA REVIEW 39
5.10 SITE INSPECTION 39
5.11 TECHNICAL ASSESSMENT 39
5.11.1 QUESTION A – IS THE REMEDY FUNCTIONING AS INTENDED BY THE DECISION DOCUMENTS? 39

5.11.2 QUESTION B – ARE THE EXPOSURE ASSUMPTIONS, TOXICITY DATA, CLEANUP LEVELS AND REMEDIAL ACTION OBJECTIVES USED AT THE TIME OF THE REMEDY SELECTION STILL VALID? 40
5.11.3 QUESTION C – HAS ANY OTHER INFORMATION COME TO LIGHT THAT COULD CALL INTO QUESTION THE PROTECTIVENESS OF THE REMEDY? 41
5.11.4 TECHNICAL ASSESSMENT SUMMARY 41
5.12 ISSUES 41
5.13 RECOMMENDATIONS AND FOLLOW-UP ACTIONS 41
5.14 PROTECTIVENESS STATEMENT 41
6.0 OPERABLE UNIT 3 (HQAES 31335.1059) 43
6.1 SITE CHRONOLOGY 43
6.2 PHYSICAL CHARACTERISTICS 43
6.3 HISTORY OF CONTAMINATION 44
6.4 INITIAL RESPONSE 45
6.5 BASIS FOR TAKING ACTION 46
6.6 REMEDIAL ACTIONS 46
6.6.1 REMEDIAL ACTION OBJECTIVES 46
6.6.2 REMEDY DESCRIPTION 47
6.6.3 REMEDY IMPLEMENTATION 49
6.6.4 OPERATIONS AND MAINTENANCE 51
6.7 PROGRESS SINCE THE THIRD FIVE-YEAR REVIEW 52
6.8 DOCUMENT REVIEW 52
6.9 DATA REVIEW 53
6.9.1 SOIL 53
6.9.2 GROUNDWATER MONITORING PROGRAM 53
6.10 SITE INSPECTION 54
6.11 TECHNICAL ASSESSMENT 54
6.11.1 QUESTION A – IS THE REMEDY FUNCTIONING AS INTENDED BY THE DECISION DOCUMENTS? 54
6.11.2 QUESTION B – ARE THE EXPOSURE ASSUMPTIONS, TOXICITY DATA, CLEANUP LEVELS AND REMEDIAL ACTION OBJECTIVES USED AT THE TIME OF THE REMEDY SELECTION STILL VALID? 55
6.11.3 QUESTION C – HAS ANY OTHER INFORMATION COME TO LIGHT THAT COULD CALL INTO QUESTION THE PROTECTIVENESS OF THE REMEDY? 57

6.11.4 TECHNICAL ASSESSMENT SUMMARY 57
6.12 ISSUES 57
6.13 RECOMMENDATIONS AND FOLLOW-UP ACTIONS 57
6.14 OTHER FINDINGS 58
6.15 PROTECTIVENESS STATEMENT 58
7.0 OPERABLE UNIT 4 (HQAES 31135.1060) 61
7.1 SITE CHRONOLOGY 61
7.2 PHYSICAL CHARACTERISTICS 61
7.3 HISTORY OF CONTAMINATION 61
7.4 INITIAL RESPONSE 62
7.5 BASIS FOR TAKING ACTION 63
7.5.1 HUMAN HEALTH RISK ASSESSMENT 63
7.5.2 ECOLOGICAL RISK 63
7.6 REMEDIAL ACTIONS 64
7.6.1 REMEDIAL ACTION OBJECTIVES 64
7.6.2 REMEDY DESCRIPTION 64
7.6.3 REMEDY IMPLEMENTATION 65
7.6.4 OPERATIONS AND MAINTENANCE 65
7.7 PROGRESS SINCE THE THIRD FIVE-YEAR REVIEW 65
7.8 DOCUMENT REVIEW 66
7.9 DATA REVIEW 66
7.10 SITE INSPECTION 66
7.11 TECHNICAL ASSESSMENT 66
7.11.1 QUESTION A – IS THE REMEDY FUNCTIONING AS INTENDED BY THE DECISION DOCUMENT? 66
7.11.2 QUESTION B – ARE THE EXPOSURE ASSUMPTIONS, TOXICITY DATA, CLEANUP LEVELS AND REMEDIAL ACTION OBJECTIVES USED AT THE TIME OF THE REMEDY SELECTION STILL VALID? 67
7.11.3 QUESTION C – HAS ANY OTHER INFORMATION COME TO LIGHT THAT COULD CALL INTO QUESTION THE PROTECTIVENESS OF THE REMEDY? 68
7.11.4 TECHNICAL ASSESSMENT SUMMARY 68
7.12 ISSUES 69
7.13 RECOMMENDATIONS AND FOLLOW-UP ACTIONS 69

7.14 PROTECTIVENESS STATEMENT 69
8.0 NEXT REVIEW 71
9.0 REFERENCES 73

LIST OF TABLES

Table 1 Cornhusker AAP Five-Year Review OU Crosswalk 1
Table 2 Cornhusker AAP Wells Installed Since 2015 5
Table 3 Chronology of OU 1 (HQAES 31135.1066) 11
Table 4 Abandoned/Installed Monitoring Wells Since 2014 15
Table 5 Actions Taken Since the Last Five-Year Review 17
Table 6 TNT and RDX Concentrations for Injection Treatment Zones, OU 1 On-Site Monitoring Wells and Piezometers (Brice/AECOM, 2019) 27
Table 7 Highest Historical OU 1 Off-Site Explosives-Contaminated Groundwater Plume Concentrations (Brice/AECOM, 2019) 28
Table 8 Chronology of OU 2 35
Table 9 OU 2 UU/UE Evaluation 38
Table 10 OU 2 Industrial Cleanup Levels for ROD Exceedances 40
Table 11 Chronology of OU 3 (HQAES 31335.1059) 43
Table 12 OU 3 Summary of Preferred Remedial Alternatives 48
Table 13 OU 3 Remedial Goals Risk Evaluation 55
Table 14 Chronology of OU 4 (HQAES 31135.1060) 61
Table 15 OU 4 Soil Remedial Goals 67

LIST OF FIGURES

Figure 1 Site Location
Figure 2 Cornhusker Army Ammunition Plant OU 1 (Plume Boundary at Time of Record of Decision)
Figure 3 2017 Extent of Explosives Plume and 2018 Sampling Locations, Load Line 1, Load Line 2, and Between EW-6 and EW-7 (OU 1)
Figure 4 2018 Extent of Explosives Plume, Load Line 1, Load Line 2, and Between EW-6 and EW-7 (OU 1)
Figure 5 On-Post Explosives Plume (OU 1) March 2018
Figure 6 RDX Plume (OU 1) August 2016

LIST OF FIGURES (Continued)

Figure 7	RDX Plume (OU 1) August 2014
Figure 8	TNT Plume (OU 1) August 2016
Figure 9	TNT Plume (OU 1) August 2014
Figure 10	OU 1 2015/2016 Extent of Explosives Plume and 2016 Subsurface Injection Locations, Load Line 1 and Load Line 2
Figure 11	Load Line 1 Subsurface Injection Locations 2016
Figure 12	Load Line 2 Subsurface Injection Locations 2016
Figure 13	Off-Post Explosives Plume (OU 1) March 2018
Figure 14	Cornhusker Army Ammunition Plant OU 2
Figure 15	Cornhusker Army Ammunition Plant OU 3
Figure 16	VOC Plume – Shop Area (OU 3) March 2018
Figure 17	VOC Plume – Shop Area (OU 3) August 2016
Figure 18	VOC Plume – Shop Area (OU 3) August 2014
Figure 19	Cornhusker Army Ammunition Plant OU 4

LIST OF APPENDICES

APPENDIX A	CORNHUSKER AAP WELL INVENTORY
APPENDIX B	PUBLIC NOTICE AFFIDAVIT
APPENDIX C	SITE INSPECTION FORMS
APPENDIX D	SITE INSPECTION PHOTOGRAPH LOG
APPENDIX E	INTERVIEWS
APPENDIX F	DATA TABLES
APPENDIX G	DEEDS AND FINDING OF SUITABILITY TO TRANSFER
APPENDIX H	APPLICABLE OR RELEVANT AND APPROPRIATE REQUIREMENTS
APPENDIX I	2015 ECOLOGICAL RISK ASSESSMENT EVALUATION
APPENDIX J	REGULATOR COMMENTS (PLACEHOLDER)

This page intentionally left blank.

ACRONYMS AND ABBREVIATIONS

1,1,2-TCA	1,1,2-trichloroethane
1,2-DCA	1,2-dichloroethane
1,3,5-TNB	1,3,5-trinitrobenzene
2-Am-DNT	2-amino-4,6-dinitrotoluene
2,4-DNT	2,4-dinitrotoluene
2,6-DNT	2,6-dinitrotoluene
4-Am-DNT	4-amino-2,6-dinitrotoluene
µg/L	micrograms per liter
AAP	Army Ammunition Plant
ARARs	Applicable or Relevant and Appropriate Requirements
Army	U.S. Department of the Army
bgs	below ground surface
Cape	Cape Environmental Management, Inc.
CERCLA	Comprehensive Environmental Response, Compensation, & Liability Act
CET	CET Environmental Services, Inc.
CFR	Code of Federal Regulations
COPC	Chemical of Potential Concern
CPNRD	Central Platte Natural Resource District
DAWSON	Dawson Solutions, LLC
DNX	hexahydro-1,3-dinitroso-5-nitro-1,3,5-triazine
EPA	U.S. Environmental Protection Agency
ERA	Ecological Risk Assessment
FOST	Finding Of Suitability to Transfer
Freon 113	1,1,2-trichloro-1,2,2-trifluoroethane
FS	Feasibility Study
GAC	Granular Activated Carbon
GIS	Geographic Information System
gpm	gallons per minute
GWTF	Groundwater Treatment Facility
HAL	Health Advisory Level
HHRA	Human Health Risk Assessment
HI	Hazard Index
HMX	Cyclotetramethylenete-tranitramine
HQ	Hazard Quotient
HQAES	Headquarters Army Environmental System
ICF KE	ICK Kaiser Engineers
IRA	Interim Removal Action
IT	IT Corporation
k	thousand
LTM	Long-Term Monitoring
LUC	Land Use Control
MCL	Maximum Contaminant Level

ACRONYMS AND ABBREVIATIONS (continued)

mg/kg	milligrams per kilogram
MNA	monitored natural attenuation
MNX	hexahydro-1-nitroso-1,3,5-dinitro-1,2,5-triazine
NCP	National Oil and Hazardous Substances Pollution Contingency Plan
NDEE	Nebraska Department of Environment and Energy
NDEQ	Nebraska Department of Environmental Quality
NHSS	Nebraska Health and Human Services System
NPL	National Priorities List
O&M	Operations and Maintenance
OSWER	Office of Solid Waste and Emergency Response
OU	Operable Unit
PAH	Polycyclic Aromatic Hydrocarbons
PUC	Potential Unit of Contamination
RAO	Remedial Action Objective
RBC	Risk-Based Concentration
RDX	Cyclotrimethylenetrinitramine
RI	Remedial Investigation
RKG	RKG Associates, Inc.
ROD	Record of Decision
RSL	Regional Screening Level
TBC	To Be Considered
TNT	2,4,6-trinitrotoluene
TNX	hexahydro-1,3,5-trinitroso-1,3,5-triazine
TRV	Toxicity Reference Value
URS	URS Corporation
U.S.	United States
USACE	U.S. Army Corps of Engineers
USAEC	U.S. Army Environmental Command
USATHAMA	U.S. Army Toxic and Hazardous Materials Agency
UU/UE	Unlimited Use/Unrestricted Exposure
VOC	Volatile Organic Compound

1.0 INTRODUCTION

This is the Fourth Five-Year Review for Cornhusker Army Ammunition Plant (AAP) located near Grand Island, Nebraska. This review includes four Operable Units (OUs), OUs 1, 2, 3, and 4 as listed in **Table 1** below. A Record of Decision (ROD) has not yet been prepared for OU 5 and, as a result, was not evaluated as part of this Fourth Five-Year Review.

Table 1 Cornhusker AAP Five-Year Review OU Crosswalk

OU	OU Description	HQAES ID	AEDB-R ID
OU 1	On-site and off-site explosives-contaminated groundwater plumes	31135.1066	CAAP-010
OU 2	Administrative and Base Housing Areas, Abandoned Burning Area, Drainage Ditches, Magazine Areas, Miscellaneous Storage Areas, and Sewage Treatment Plants.	Not Assigned	Not Assigned
OU 3	Pistol Range (three of the four subsites), Nitrate Area, Shop Area, and Sanitary Landfill.	31135.1059	CAAP-003
OU 4	Unsaturated soil zone of Load Lines 1 through 5 and the Gravel and Clay Pit Area.	31135.1060	CAAP-004

Cornhusker AAP was listed on the National Priorities List (NPL) on July 22, 1987.

1.1 PURPOSE

The purpose of the Five-Year Review is to determine whether site remedies remain protective of human health and the environment. Five-year reviews also identify issues discovered during the review, if any, and provide recommendations to address them. This Five-Year Review has been prepared because hazardous substances, pollutants, or contaminants remain at the site above levels that allow for Unlimited Use and Unrestricted Exposure (UU/UE).

1.2 AUTHORITY

The United States (U.S.) Army, assisted by the Army Environmental Command (USAEC) with support from the US Army Corps of Engineers (USACE), Kansas City District and Dawson Solutions, LLC (DAWSON), is preparing this Five-Year Review pursuant to the Comprehensive Environmental Response, Compensation, and Liability Act (CERCLA) Section (§) 121, 42 U.S. Code (USC) § 9621, and the National Oil and Hazardous Substances Pollution Contingency Plan (NCP), 40 Code of Federal Regulations (CFR) Part 300. CERCLA §121 (c) states the following:

> *"If the President selects a remedial action that results in any hazardous substances, pollutants, or contaminants remaining at the site, the President shall review such remedial action no less often than each five years after the initiation of such remedial action to assure that human health and the environment are being protected by the remedial action being implemented. In addition, if upon such review it is the judgment of the President that action is appropriate at such site in accordance with section [104] or [106], the President shall take or require such action. The President shall report to the Congress a list of facilities for which such review is required, the results of all such reviews, and any actions taken as a result of such reviews."*

The NCP, at 40 CFR § 300.430(f)(4)(ii), states:

> *"If a remedial action is selected that results in hazardous substances, pollutants, or contaminants remaining at the site above levels that allow for unlimited use and unrestricted exposure, the lead agency shall review such action no less often than every five years after initiation of the selected remedial action."*

Army is the lead agency for Cornhusker AAP. The U.S. Environmental Protection Agency (EPA), Region 7 and Nebraska Department of Environment and Energy (NDEE) are the lead regulatory agencies that provide regulatory oversight support concerning environmental investigations, risk management, and cleanup activities.

2.0 BACKGROUND

Cornhusker AAP operated as a Government-owned, contractor-operated facility constructed in 1942 to produce artillery shells, mines, bombs, and rockets for World War II and the Korean and Vietnam conflicts. Cornhusker AAP operations ceased in 1973. Much of the former 11,936-acre property (approximately 97 percent) has been excessed and is no longer owned by the U.S. Government. No property transfers of the remaining former Cornhusker AAP property have occurred in the past five years.

2.1 PHYSICAL CHARACTERISTICS

Cornhusker AAP is approximately 2 miles west of Grand Island, Nebraska and encompassed 11,936 acres in north-central Hall County (**Figure 1**). This acreage included five ammunition load line production areas, a fertilizer production area, two Magazine Areas, a sanitary landfill, burning grounds, and an administration base housing area. Slightly more than 400 acres remain the property of the United States.

2.2 GEOLOGY

The geological units underlying Cornhusker AAP include alluvial silty clay and topsoil near the ground surface to approximately 5 feet deep. Alluvial sands and gravels of the Grand Island Formation extend 50 to 60 feet beyond the depth of alluvial silty clay and topsoil, followed by a low-permeability, alluvial silty clay unit of the Fullerton Formation that is approximately 5 to 15 feet thick. Alluvial sands and gravels of the Holdrege Formation complete the underlying geological units and extend up to 200 feet (Brice/AECOM, 2019).

2.3 HYDROGEOLOGY

Shallow groundwater underlying Cornhusker AAP occurs as an unconfined water table aquifer within the alluvial sands and gravels of the Grand Island Formation. In 2018, the total saturated thickness of the unconfined water table aquifer averaged between 43 to 55 feet. Depth to groundwater ranged from 7.2 to 20.5 feet below top of casing in wells located off the Cornhusker AAP property. Depth to groundwater ranged from 13.5 to 22.9 feet below top of casing in wells located on Cornhusker AAP property. Hydraulic conductivity values average between 300 to 400 feet per day (USACE, 1994; Brice/AECOM, 2019).

The underlying Fullerton Formation, also referred to as the Blue Clay aquitard, is a low-permeability unit that acts as a vertical barrier to groundwater flow between aquifers at Cornhusker AAP, as observed by the absence of contamination below the Fullerton Formation. The sands and gravels of the Holdrege Formation are an aquifer unit, the Paleovalley Fill aquifer, confined by the clays of the overlying Fullerton Formation. Based on historic annual groundwater level data, the Holdrege Formation is not hydraulically connected to the upper Grand Island Formation. No contamination has been detected in wells screened in this deeper aquifer unit (USACE, 1994; Brice/AECOM, 2019).

2.4 LAND AND RESOURCE USE

In December 1997, a Comprehensive Reuse Plan was adopted by the Hall County Reuse Committee in order to transition Cornhusker AAP property from military to private use. In accordance with Public Law 103-337, Section 2836, after completion of environmental restoration of areas on Cornhusker AAP, the Army may convey the real estate parcels to the Hall County Board of Supervisors or their designees, and the transferees may only use the property consistent with the uses allowed in the Cornhusker AAP Reuse Committee Comprehensive Reuse Plan. According to the reuse plan, Cornhusker AAP land was zoned for agriculture, recreation, conservation, warehousing, industry, and special events. This zoning also includes restriction of sites against residential use (RKG,1997).

The four general land use categories defined in the Comprehensive Reuse Plan include (RKG,1997):

- Agriculture/Recreation/Conservation – The majority of the northern third of Cornhusker AAP as well as the southeast corner of the installation is zoned for agricultural, recreational, and conservation activities. The southeast corner of the installation is a shooting club and a planned recreational vehicle park by the City of Grand Island. The northernmost area of the installation is intended for agricultural use combined with walking and riding trails.
- Agriculture/Warehouse – The north and south storage magazine areas are designated for a combination of agricultural activities and storage-type uses.
- Industrial/Agriculture – This use designation intended to capitalize on DTE Rail Services Inc., the largest private sector employer at Cornhusker AAP, and on the availability of support facilities, including existing rail lines. Most of the buildings (excluding storage magazines) are included in this area, together with a substantial amount of land that could be developed for rail/industrial utilization or could revert to agricultural activities. Given the potential demand for industrial tracts, specifically near existing rail lines, an industrial/agricultural overlay district has been included. The industrial/agricultural overlay is designed to allow for expansion of rail-related industrial activities, if certain conditions are met, onto portions of adjacent sites.
- Husker Harvest Days/Agriculture/Special Events – This land use designation intended to allow for the continued support and retention of the Husker Harvest Days program and provide an opportunity for additional support activities on adjacent sites. The Agriculture/Special Events sites could be used to expand Husker Harvest Days, to provide for other activities relating to the shooting club or similar activities requiring a large land area or could revert to agricultural purposes.

Current U.S. Government operations at Cornhusker AAP are limited to groundwater remediation activities. Other current land use is limited to agriculture/recreation/ conservation with irrigated crop land throughout the former Cornhusker AAP and wildlife management, industrial/agriculture with railcar maintenance operations and Hornaday

Manufacturing operations, and agriculture/warehouse use with leasing of property in the former magazine areas for storage and limited manufacturing.

The area surrounding Cornhusker AAP is primarily rural and agricultural with the City of Grand Island located east of the former plant. The economy of the area is based primarily on agriculture with some commerce related to manufacturing, retail and wholesale trade, services, and government. A large cattle feedlot is located adjacent to the northeast boundary of Cornhusker AAP.

The Grand Island Formation aquifer is used regionally as the water supply source for irrigation and potable water. Near Cornhusker AAP and near the on-site plume, there are only two active irrigation wells. Near the historic off-site plume, all private domestic water is supplied by the City of Grand Island. On-site institutional controls prohibit the use of groundwater as a potable water source (Brice/AECOM, 2019).

On January 5, 2006, Central Platte Natural Resource District (CPNRD) suspended drilling of new wells and the issuance of permits to construct new wells exceeding pumping rates of 50 gallons per minute in Grand Island and surrounding areas (CPNRD, 2013). The area covered by this suspension includes 6 to 8 miles along the Platte River throughout the CPNRD, which includes the Cornhusker AAP plume area. This suspension is for the installation of all new wells including municipal, industrial, and irrigation wells. The suspension does not include domestic wells, which are registered through the Nebraska Department of Natural Resources, and replacement wells. A replacement well is defined as including a “water well” that “replaces a water well that will not be used after construction of the new water well and the original water well is decommissioned within 180 days of construction of the new water well.” Since the Third Five-Year Review, eight wells have been installed and include four replacement wells, two domestic wells, and two “other” wells (**Table 2**). As noted in Section 4.0, one “domestic” well was installed at OU 1 in 2017. Section 6.0 identifies two “domestic” wells installed at OU 3 in 2007. An inventory of wells installed at Cornhusker AAP, excluding U.S. Government-owned groundwater monitoring or recovery wells, are presented in **Appendix A.**

Table 2 Cornhusker AAP Wells Installed Since 2015

Registration Number	Well Use Description	Registration Date	Completion Date	Associated Operable Unit	Deed Restriction?
G-174701*	Domestic	3/22/2016	3/7/2016	OU 4	No
G-181584	Domestic	1/10/2017	7/12/2016	None	No
G-184005	Domestic	12/7/2017	10/9/2017	OU 1 and OU 4	Yes
G-175677*	Heat Pump Well - Open Loop Heat Pump Well	10/13/2016	8/17/2016	OU 4	No
G-111191*	Irrigation	7/27/2016	3/10/2016	None	No
G-123405*	Irrigation	10/6/2019	5/14/2019	OU 4	No
G-180615	Other	10/2/2016	8/7/2016	None	No
G-186171	Other	10/21/2018	7/9/2018	OU 1 and OU 4	No

* Replacement well

This page intentionally left blank.

3.0 FIVE-YEAR REVIEW PROCESS

3.1 ADMINISTRATIVE COMPONENTS

The Army initiated the Fourth Five-Year Review Report for Cornhusker AAP on October 29, 2019, with a kick-off call with USACE - Kansas City District, USAEC, and DAWSON personnel to discuss the sites and any items of interest pertaining to the protectiveness of the remedies currently in place. The Cornhusker AAP Five-Year Review team was led by Michelle Wilson, USACE - Kansas City District, and included DAWSON personnel with expertise in remediation, regulatory compliance, geology, hydrology, geochemistry, and risk assessment. A review schedule was established that included:

- Community notification,
- Document review,
- Site inspection,
- Interviews, and
- Five-Year Review report development and review.

3.2 COMMUNITY NOTIFICATION

A public notice was issued in *The Grand Island Independent* on December 22, 2019, notifying the public the Army was initiating the Five-Year Review at Cornhusker AAP. Contact information was provided for the public to submit comments. The Public Notice affidavit is included in **Appendix B**. Upon completion of the Fourth Five-Year Review Report, a public notice will be placed in *The Grand Island Independent* to announce availability of the report in the site information repository.

The results of the review and the report will be made available at the site information repository located at the Grand Island Public Library, 211 North Washington Street, Grand Island, Nebraska 68802.

3.3 DOCUMENT REVIEW

The Fourth Five-Year Review included a review of relevant site documents, including but not limited to decision/remedy selection documents, design and implementation reports, investigations, annual reports and related monitoring data, and regulatory documents. Reviewed documents are listed in the document review section of each site.

3.4 SITE INSPECTION

The site inspection occurred on December 4, 2019. In attendance were Jeff Gill, USACE, Omaha District; Michelle Wilson, USACE, Kansas City District; Nancy Harris, NDEE; and the DAWSON Fourth Five-Year Review team.

The purpose of the site inspection was to verify that the site conditions and applicable land use controls (LUCs) were implemented and protective of human health and the environment. The site inspection checklists are presented in **Appendix C**. The site inspection photograph logs are presented in **Appendix D**. Applicable site inspection information for each site is presented in each respective section.

3.5 INTERVIEWS

During the Fourth Five-Year Review, interviews were conducted to document any perceived problems or successes with the remedy that has been implemented to date at each of the OUs at Cornhusker AAP. The project team conducted interviews with the following individuals:

- Jeff Gill, Project Manager, USACE, Omaha District
- Bill Gresham, Remedial Project Manager, EPA Region 7
- Nancy Harris, Groundwater Geologist, NDEE
- Gary Carson, Groundwater Treatment Facility (GWTF) Operator, Brice Engineering
- Corey Schwabenlander, Lead Project Manager, Brice Engineering
- Craig Lewis, City of Grand Island Building Department Director
- Dr. Brandi Flyer and Jesse Mintkin, CPNRD
- Dan Clement, CPNDR

During the interviews, operations and maintenance (O&M), regulatory issues, site history, and annual groundwater sampling were discussed. Interviews are summarized below, and interview summaries are presented in **Appendix E**.

Jeff Gill feels the project continues to progress towards completion and is protective of human health and the environment. Mr. Gill stated he would investigate the condition and status of the monitoring wells on site. He had no other comments or recommendations.

Bill Gresham acknowledged that USACE manages the site seriously and effectively, with an eye toward timely completion of remedial action objectives (RAOs). He believes the remedies for OUs 1, 2, 3, and 4 are protective of human health and the environment. Site operation is satisfactory from the regulatory perspective. EPA wishes to continue holding regular monthly conference calls to stay up to date on site activities. EPA's position relative to the fourth Five-Year Review at the site is that the report acknowledge the results of the 2016 perchlorate sampling effort; and a memorandum be completed soon that is consistent with the "other finding[s]" from the Third Five-Year Review articulating how LUCs are addressed and enforced at the site, so that it may be referenced in the Fourth Five-Year Review Report.

Nancy Harris indicated NDEE's overall impression of the project is "*OK*" and feels well informed about the site's activities and progress. Ms. Harris recommended that monitoring wells be repaired throughout Cornhusker AAP.

Gary Carson has an overall good impression of the Cornhusker AAP project. Mr. Carson identified October 28, 2019, as the last day of operation of the pump and treat system. Mr. Carson stated that monitoring data shows that the levels have decreased since the start of the project, and in the last five years, the levels have been lower than health advisory levels (HALs). Mr. Carson noted that sampling was evaluated periodically to make sure Cornhusker AAP is meeting Nebraska requirements. According to Mr. Carson, plant O&M optimization was performed at the beginning of project, and nothing significant has been completed at the pump and treat system in the last five years.

Corey Schwabenlander indicated the OU 1/OU 3 Cornhusker AAP project has been and continues to be very successful. Implementation of the OU 1 Rebound Study is a good example of working with stakeholders to optimize the remedy, reduce the remedial timeframe, and decrease life cycle costs. The remedy (i.e., pump/treat and monitored natural attenuation [MNA]) has continued to meet RAOs while "voluntary optimization efforts" (i.e., in situ bioremediation via direct subsurface injections) have significantly reduced remedial timeframes at the site. The ongoing subsurface injections and concurrent Rebound Study that was implemented in October 2019 is expected to make the final push towards meeting RAOs at the site.

Craig Lewis identified that the Cornhusker AAP project is working very well, and the project had very little effect on the surrounding community and all effects were positive. Mr. Lewis is unaware of any community concerns regarding Cornhusker AAP. Mr. Lewis confirmed the City of Grand Island received annual updated GIS plume maps and did not have any suggestions or recommendations regarding Cornhusker AAP site management or operation.

Mr. Mintken stated CPNRD's overall impression of the project is positive and noted the yearly meetings are enough to stay informed. CPNRD is not aware of any effects on the surrounding community as a result of remediation efforts. Dr. Flyr did not identify any community concerns regarding Cornhusker AAP. Mr. Mintken confirmed CPNRD receives GIS plume maps. Both Mr. Mintken and Dr. Flyr had no comments, suggestions, or recommendations regarding management or operations at Cornhusker AAP. Mr. Mintken did inquire about the status of the monitoring and extraction wells and indicated CPNRD might be interested in keeping extraction and monitoring wells "open" after the project to continue monitoring efforts in connection to their regional program.

Mr. Clement stated CPNRD regulates the installation of new wells exceeding pumping rates of 50 gallons per minute in Grand Island and the surrounding areas. The CPNRD Groundwater Management Plan restricts the installation of new wells at Cornhusker AAP but allows for replacement wells. Mr. Clement stated there are no permitting requirements for wells that do not exceed 50 gallons per minute, which typically includes domestic wells. Mr. Clement indicated a property owner hires a well driller, the driller installs the well, and then registers the well with the Nebraska Department of Natural Resources.

This page intentionally left blank.

4.0 OPERABLE UNIT 1 (HQAES 31135.1066)

4.1 SITE CHRONOLOGY

Information on site chronology for OU 1 (HQAES 31135.1066) is presented below in **Table 3**.

Table 3 Chronology of OU 1 (HQAES 31135.1066)

Event	Date (Year)
Operation of Cornhusker AAP	1942 - 1973 (intermittently)
Discovery of Groundwater Contamination	1981
Completion of OU 1 Focused Feasibility Study	March 1994
Signature of Interim Record of Decision	September 29, 1994
Completion of site-wide Remedial Investigation/Feasibility Study	November 1996
Explanation of Significant Differences	February 7, 1997
Initiation of Groundwater Treatment Facility construction (remedial action)	August 1997
Initiation and completion of groundwater long-term monitoring	June 1998 - Present
Activation of Groundwater Treatment Facility operation	December 1998
Initiation of extraction well EW-7 operation	March 2000
Inactivation of extraction wells EW-1, EW-2, and EW-3 due to non-detection of contaminants	March 2000
Finalization of Record of Decision Amendment	September 26, 2001
Signature of First Five-Year Review Report	September 17, 2004
Implementation of subsurface injection pilot study	November 2006
Continuation of subsurface injections	2006 - Present
Inactivation of extraction wells EW-4 and EW-5 due to excessive iron and manganese precipitation in the Groundwater Treatment Facility	November 2007
Inactivation of extraction well EW-6 to allow subsurface injection activities near the well	July 2009
Signature of Second Five-Year Review Report	September 14, 2010
Signature of Third Five-Year Review Report	August 13, 2015
Completion of Perchlorate sampling by EPA	October 2016
Inactivation of extraction well EW-7 to allow subsurface injection activities near the well	October 2019
Mothballing of Groundwater Treatment Facility	End of 2019

4.2 PHYSICAL CHARACTERISTICS

OU 1 (HQAES 31135.1066) is referred to as OU 1 Groundwater and consists of both the on-site and off-site explosives-contaminated groundwater plume caused by operations at Load Lines 1 through 5, located in the central portion of Cornhusker AAP (**Figure 2**).

4.3 HISTORY OF CONTAMINATION

Explosive waste and residues associated with munitions loading, assembly, and packing operations resulted in an explosives-contaminated groundwater plume that originated near the Cornhusker AAP load lines and extends northeastward to Grand Island, Nebraska. The explosive compounds migrated east-northeast with the direction of groundwater flow. The more mobile compounds, cyclotrimethylenetrinitramine (RDX) and cyclotetramethylene-tetranitramine (HMX) migrated the greater distances, and the highly sorbing compounds, such as 2,4,6-trinitrotoluene (TNT), migrated the shorter distances (USAEC, 2001).

4.4 INITIAL RESPONSE

From 1987 to 1988, the Army excavated and incinerated explosive contaminated soils from cesspools and leach pits at the load lines identified to be the source of groundwater contamination. Additional source removal areas were excavated in 1994 (USACE, 1997).

4.5 BASIS FOR TAKING ACTION

Groundwater plumes, resulting from operations at the load lines, contained high concentrations of RDX and TNT, as well as degradation products of each of the explosives. These explosives cause cancer risk estimates of up to $4x10^{-3}$ for potential residential exposures, exceeding the NCP acceptable range (i.e., the target risk range of one in one million to one in ten thousand, $1x10^{-6}$ to $1x10^{-4}$) for human health protection at Superfund sites. These chemicals also caused a hazard index (HI) of 2,000 for the residential exposure scenario. An HI greater than 1.0 indicates that adverse non-cancer health effects would be possible (ICF KE, 1996).

The 1996 risk assessment identified unacceptable risks to human health associated with both the on- and off-site portions of the explosives-contaminated groundwater plume with unacceptable concentrations of explosives compounds (RDX, HMX, and TNT) identified in both portions of the plume, with the off-site portion of the plume being an increased risk due to a child's ingestion of groundwater (ICF KE, 1996).

4.6 REMEDIAL ACTIONS

4.6.1 REMEDIAL ACTION OBJECTIVES

The RAOs for OU 1 as described in the 2001 OU 1 ROD Amendment were as follow (USAEC, 2001):

- *"Protect human health and the environment*

- *Clean up groundwater to below health advisory levels (HALs)*
- *Contain high concentrations of explosives in groundwater on post"*

4.6.2 Remedy Description

The remedy selected in the OU 1 ROD Amendment included the following components, some of which had been initially selected as part of the interim ROD in 1994 (USAEC, 2001):

- *"On-post groundwater extraction and treatment (completed December 1998) using optimized extraction rates and an additional extraction well [EW] (completed March 2000)*
- *Disposal of treated water to Silver Creek*
- *Monitored natural attenuation of the off-post plume*
- *Institutional controls designed to limit public exposure to contaminated groundwater on and off post"*

4.6.3 Remedy Implementation

The on-site groundwater extraction and treatment selected as the remedy in the 1994 Interim ROD included the construction of the GWTF, initiated in August 1997 and operational in December 1998. The on-site groundwater extraction and treatment system included seven EWs (USAEC, 2001).

EWs-1, -2, and -3 were taken off-line in 2000 due to non-detection of contaminants. A ROD amendment dated 2001 incorporated EW-7 as part of the system and implemented MNA for the off-post portion of the plume.

A subsurface injection program was initiated in 2007 to accelerate remediation of the groundwater plume and reduce cost through the addition of groundwater amendments. The groundwater amendment comprised a 9.8 percent (%) by volume mixture of Wesblend 66-10, which is a combination of blackstrap molasses mixed with whey (80%), hydrolyzed vegetable oil (10%), and cornsteep (10%). EWs-4 and -5 were taken off-line in 2007 and EW-6 was taken off-line in 2009. EW-7 was taken off-line in October 2019 and the GWTF was mothballed at the end of 2019. Remedial action operation at OU 1 are projected to continue until 2048. The objectives of the LTM program is to continue to monitor explosives concentrations and migration trends for the on- and off-site portions of the plume (USAEC, 2001; Brice/AECOM, 2019). Groundwater monitoring and Five-Year Reviews will continue to be conducted, and subsurface injections will continue to be used to accelerate the cleanup.

4.6.3.1 Institutional Controls

Institutional controls, including deed restrictions, have been implemented in order to prevent human exposure to contaminated soil and groundwater and to protect the

integrity of the remedy. Section 4.3.2 of the ROD Amendment defined the on-post institutional controls as follows (USAEC, 2001):

> *"Land use restrictions will be placed on excessed property. The land use restrictions will include: 1) restrictive covenants or easements prohibiting drinking water supply well drilling in the plume vicinity until groundwater is cleaned up to health advisory levels…"*

Whereas, Table 2 of the ROD Amendment defined the on-post institutional controls as follows (USAEC, 2001):

> *"Prohibit water supply well drilling in the impacted area."*

As noted in the Third Five-Year Review, the phrasing in the above sections of the ROD Amendment are inconsistent. Section 4.3.1 of the ROD Amendment defines "water supply well drilling" as both drinking and irrigation wells; however, Section 4.3.2 only refers to "drinking water supply well drilling" (USAEC, 2001).

Since January 5, 2006, CPNRD restricts installation of irrigation wells or wells with pumping rates greater than 50 gallons per minute at Cornhusker AAP in accordance with the CPNRD Groundwater Management Plan, which cites Chapter 46, Reissue Revised Statutes of Nebraska; Article 7 of the Nebraska Groundwater Management and Protection Act (46-701 – 46-756); and the Nebraska Chemigation Act (46-1104 through 46-1116.01). The restriction does not include replacement wells, as presented in Section 2.4. **Appendix A** presents an inventory of wells installed at Cornhusker AAP, excluding wells identified as U.S. Government-owned monitoring or recovery wells.

Based on a review of registered groundwater wells on the Nebraska Department of Natural Resources Groundwater Interactive Map, no new domestic or irrigation wells have been installed within the plume boundaries of OU 1 since the Third Five-Year Review. One domestic well, well G-184005, and one "other" well, well G-186171, have been installed at Load Line 3 in 2017 and 2018, respectively (**Appendix A**). The wells are registered with the Nebraska Department of Natural Resources. As identified in Section 4.9, no explosive contaminant plumes remain at Load Line 3 and no explosive contaminants have been detected above remedial goals at Load Line 3 in data reviewed for the Fourth Five-Year Review.

The City of Grand Island established an "Overlay Zone" Ordinance that designates an institutional control area that prohibits drilling drinking water supply wells into the explosives-contaminated groundwater plume. The City of Grand Island continues to monitor and enforce the ordinance by denying plumbing permits to connect residences to private wells near the previous explosives-contaminated groundwater plume. As part of the Five-Year Review site inspection, a visual survey confirmed no construction activities that would potentially impact groundwater. The City of Grand Island Building Department Director indicated that City water supply has been extended to the area surrounding Cornhusker AAP. Mr. Lewis also confirmed the City of Grand Island received annually updated GIS explosives-contaminated groundwater plume maps.

4.6.4 Operations and Maintenance

In the last five years, O&M activities at Cornhusker AAP included the continued operation and upkeep of the GWTF, canal maintenance, inspections and maintenance of security fencing across the site, maintenance of the groundwater extraction and monitoring wells, completion of annual groundwater monitoring, and sampling of the effluent from the GWTF. O&M activities have been conducted by on-site personnel and routine maintenance and monitoring of the various components of the remedies have been conducted daily (Brice/AECOM, 2019).

O&M costs at OU 1 from 2014 to 2018 included GWTF O&M ($492,000 [k] annually) to include GWTF component and structure maintenance, LTM ($464k annually) to include sampling and monitoring efforts and monitoring well maintenance, and annual reporting ($131k annually). O&M costs for 2019 included LTM ($338k) and annual reporting ($134k). Annual O&M costs estimated in the OU 1 ROD Amendment were anticipated to be $800k per year.

The GWTF operated effectively and reliably during the last five-year period. In 2018, the GWTF up time was 97 percent with downtime schedule for routine maintenance activities, including granular activated carbon (GAC) vessel backwash events and monthly specific capacity measurements. Unscheduled downtime was limited to weather-related power outages (Brice/AECOM, 2019).

Groundwater extraction occurred exclusively at extraction well EW-7 from 2014 to 2018. While operating, the average pumping rate at extraction well EW-7 in 2018 was 300 gallons per minute (gpm). The total volume of groundwater pumped by the GWTF in 2018 was 147.7 million gallons. The GAC treatment system operated effectively and reliably for the year. A lead GAC vessel change out event was not required in 2018 (Brice/AECOM, 2019).

According to Mr. Schwabenlander, there was continuous on-site O&M presence until the OU 1 Rebound Study was initiated in October 2019. As part of the rebound study, the pump and treat system, including extraction well EW-7 and the GWTF, was temporarily shut down/mothballed. The mothballing process was completed at the end of 2019. Mr. Schwabenlander noted monthly inspections will occur at the GWTF (**Appendix E**).

Since the Third Five-Year Review, there have been 13 monitoring wells abandoned and one monitoring well installed as shown in **Table 4**, below.

Table 4 Abandoned/Installed Monitoring Wells Since 2014

Monitoring Well	Abandoned or Installed	Date Abandoned/Installed
G0009	Abandoned	2017
G0016	Abandoned	2016
G0019	Abandoned	2014

Monitoring Well	Abandoned or Installed	Date Abandoned/Installed
G0020	Abandoned	2014
G0028	Abandoned	2016
G0047	Abandoned	2014
CA250	Abandoned	2017
CA251	Abandoned	2017
CA252	Abandoned	2017
CA253	Abandoned	2017
NW030	Abandoned	2017
NW031	Abandoned	2017
NW032	Abandoned	2017
G0121	Installed	2016

Based on a review of registered domestic groundwater wells on the Nebraska Department of Natural Resources Groundwater Interactive Map, no new domestic or irrigation wells have been installed within the plume boundaries or radius of influence of OU 1 since the Third Five-Year Review.

4.7 PROGRESS SINCE THE THIRD FIVE-YEAR REVIEW

The following presents the protectiveness statement presented in the Third Five-Year Review Report for OU 1 (USACE, 2015):

> *"The remedy at OU 1 is protective of human health and the environment; however, the OU 1 institutional controls portion of the remedy require further evaluation as they are not being consistently enforced per the following observations: domestic and high yield irrigation wells have been installed and screened within the contaminated aquifer, and well restriction language has not been consistently incorporated into deeds for excessed property. It is recommended that the installation generate a memorandum clarifying the OU 1 institutional controls."*

There were no issues or recommendations identified during the Third Five-Year Review. The Third Five-Year Review issues section stated, "*no issues related to current site operations, conditions, or activities were identified during this five-year review that prevents the remedy from being protective now or in the future; however, clarification is needed regarding the OU 1 institutional controls*" (USACE, 2015).

The Third Five-Year Review Report listed recommendations not related to protectiveness issues (USACE, 2015). A summary of these recommendations and their status are provided in **Table 5** below.

Table 5 Actions Taken Since the Last Five-Year Review

Recommendation not Related to Protectiveness	Party Responsible	Oversight Agency	Action Taken and Outcome	Date of Action
Prior to the next five-year review in 2020, the Army should initiate discussions regarding the long-term strategy for OU 1 to determine if the ROD should be revised/finalized, based on the effectiveness of the remedial activities and the need for continued active treatment (i.e., a reduction in level of treatment may be warranted).	USACE	EPA and NDEE	Army initiated discussions regarding the long-term strategy for OU 1 and is currently in the process of completing a rebound study. Upon completion of the rebound study and ongoing subsurface injections, it is anticipated the remedial timeframe will be reduced by approximately 7 years and life cycle will be reduced by approximately $6 Million. The Army will prepare an Explanation of Significant Differences in 2020.	Ongoing
Generate a memorandum to provide clarity regarding the OU 1 institutional controls, including what type of wells can be installed within the vicinity of the plume, what responsibilities are in place for different parties involved with the site, and a summary of the agreement in place between CPNRD and USACE regarding well installation.	USACE	EPA and NDEE	Army prepared a Land Use Control Implementation Plan in 2019 to address the implementation of land use controls at Cornhusker AAP (DAWSON, 2019). The Land Use Control Implementation Plan documents how land use controls and responsibilities will be shared with Army representatives, the Central Platte Natural Resource District, the City of Grand Island (institutional control enforcement within 2 miles of City limits), Hall County (domestic well licenses beyond the 2-mile radius), the State of Nebraska (irrigation well licenses), property owners and operators, and other relevant parties.	2019
Excavate source areas in Load Line 1 and Load Line 2.	USACE	EPA and NDEE	To date, no additional source areas have been excavated at Load Line 1 and Load Line 2. However, 2016 subsurface injection activities at the source areas significantly changed the general explosives-	Not appropriate at this time

Recommendation not Related to Protectiveness	Party Responsible	Oversight Agency	Action Taken and Outcome	Date of Action
			contaminated groundwater plume shape, thickness, and concentrations within the subsurface injection treatment zones, including several on-site areas of explosives concentrations falling below 2 µg/L for the first time.	
Eliminate MNA analytical sampling for off-site plume area.	USACE	EPA and NDEE	Army initiated Rebound Study event for OU 1 that will include two years of quarterly groundwater monitoring and MNA in select OU 1 on- and off-site locations, proximal to the former facility boundary.	Not appropriate at this time
Eliminate MNA analytical sampling for on-site plume area if subsurface injections cease.	USACE	EPA and NDEE	Subsurface injections continue at OU 1. MNA analytical sampling will continue.	Not appropriate at this time
Eliminate groundwater modeling.	USACE	EPA and NDEE	Groundwater modeling will continue to predict extraction well capture zone and to optimize the current remedial system for maximum containment of the on-site explosives plume.	Not appropriate at this time

Recommendation not Related to Protectiveness	Party Responsible	Oversight Agency	Action Taken and Outcome	Date of Action
Eliminate monitoring wells that are no longer in the plume areas and have been non-detect for the past 5 years with specific wells targeted for abandonment. documented in the annual LTM reports.	USACE	EPA and NDEE	As indicated above, several monitoring wells have been abandoned since the Third Five-Year Review. In addition, following the March 2018 annual groundwater sampling results, 16 additional OU 1 off-site monitoring wells were recommended for removal from the OU 1 monitoring program and to be abandoned. These wells located at five well clusters (CA270, CA290R, CA330, CA310, and CA342) near distal end of historic explosives-contaminated groundwater plume have been below HALs for five years or longer, meeting the same criteria approved for removing similar wells from OU 1 LTM program (i.e., 2013 and 2016). Upon completion of the abandonment field activities, a Monitoring Well Installation and Abandonment Memorandum will be prepared and submitted.	Ongoing
Reduce off-site sampling from remaining well to once every 5 years.	USACE	EPA and NDEE	During the Rebound Study, Army will continue annual monitoring of explosives concentrations and trends in three OU 1 off-site monitoring wells.	Not appropriate at this time
Dedicate a set of monitoring wells within the plume for annual monitoring in order to make remedial decisions based on reproducible data.	USACE	EPA and NDEE	During the Rebound Study, Army will continue annual monitoring of explosives concentrations and trends in 58 OU 1 on-site monitoring wells and 16 piezometers to determine current conditions of on-site explosives concentrations.	To be determined following the Rebound Study.

Recommendation not Related to Protectiveness	Party Responsible	Oversight Agency	Action Taken and Outcome	Date of Action
Eliminate the use of temporary wells for groundwater contaminant monitoring (mass calculations, etc.).	USACE	EPA and NDEE	According to the 2018 Annual Groundwater Monitoring Report, temporary monitoring wells will be installed at up to 20 performance monitoring locations per sampling event (quarterly). Temporary monitoring wells will be used to provide a higher quality groundwater sample that has lower turbidity (compared to direct push screen point samples) and is representative of the aquifer. Per Nebraska Administrative Code Title 178, Chapter 12 (NAC 2014), temporary wells (i.e., test holes) can be used in conjunction with groundwater investigations and may be retained for up to 90 days with Nebraska Department of Health and Human Services approval. If temporary wells are to be in place for longer than 10 days, Nebraska Department of Health and Human Services requires 30 days prior notification with a description of the type of surface seal to be used. Therefore, upon completion of sample collection, all temporary monitoring wells will be abandoned within 90 days of installation by a Nebraska-licensed well driller.	Not appropriate at this time
Evaluate bringing extraction wells EW-5 and EW-6 back online.	USACE	EPA and NDEE	Bringing EW-5 and EW-6 online is premature pending the results of the Rebound Study.	Not appropriate at this time

Recommendation not Related to Protectiveness	Party Responsible	Oversight Agency	Action Taken and Outcome	Date of Action
Continue annual provision of updated GIS plume maps to CPNRD and the City of Grand Island.	USACE	EPA and NDEE	CPNRD and the City of Grand Island Building Department confirmed receipt of annually updated GIS explosives-contaminated groundwater plume maps.	Ongoing
Continue annual inspection of land utilization improvements over the contaminant plume and documentation of the inspection findings in annual Long-Term Monitoring reports and Five-Year Reviews.	USACE	EPA and NDEE	Annual inspections of land use improvements at Cornhusker AAP are conducted and documented in annual Long-Term Monitoring reports.	Ongoing

Notes:
EPA= Environmental Protection Agency
USACE= United States Army Corps of Engineers
NA=Not Applicable

This page intentionally left blank.

4.8 DOCUMENT REVIEW

The primary documents reviewed for this Five-Year Review were:

Bay West/URS, 2015a. 2013 Subsurface Injection Annual Report, OU 1 Remedial Action Operations, Cornhusker Army Ammunition Plant. January.

Bay West/URS, 2015b. 2014 Annual Groundwater Monitoring Report, Remedial Action Operations, Groundwater Treatment Facility at OU 1 and Groundwater Monitoring at OU 1 and OU 3. December.

Bay West/URS, 2017a. 2015 Annual Groundwater Monitoring Report, Remedial Action Operations, Groundwater Treatment Facility at OU 1 and Groundwater Monitoring at OU 1 and OU 3. January.

Bay West/AECOM, 2017b. 2016 Annual Groundwater Monitoring Report, Remedial Action Operations, Groundwater Treatment Facility at OU 1 and Groundwater Monitoring at OU 1 and OU 3. November.

Bay West/AECOM, 2018. 2017 Annual Groundwater Monitoring Report, Remedial Action Operations, Groundwater Treatment Facility at OU 1 and Groundwater Monitoring at OU 1 and OU 3. August.

Brice/AECOM, 2019. 2018 Annual Groundwater Monitoring Report, Remedial Action Operations, Groundwater Treatment Facility at OU 1 and Groundwater Monitoring at OU 1 and OU 3. May.

CET Environmental Services, Inc., 1999a. Cornhusker Army Ammunitions Depot, Instrumentation and Controls Operations Manuals, Volumes I through IV. January.

CET Environmental Services, Inc., 1999b. Operation and Maintenance Manuals, Volumes 1 through 3, Operable Unit 1, Groundwater Treatment Plant, Cornhusker Army Ammunition Plant, Grand Island, Nebraska. March.

Central Platte Natural Resource District (CPNRD), 2013. Groundwater Management Plan, Rules, and Regulations, Vol. 1. http://www.cpnrd.org/Management%20 plants.html

HydroGeoLogic, Inc. (HGL) and URS, 2002. March 2002 Annual Sampling Event for the Long-Term Monitoring Program, Cornhusker Army Ammunition Plant, Grand Island, Nebraska. June.

HGL, 2004. First Five-Year Review, Cornhusker Army Ammunition Plant, Grand Island, Nebraska. September.

ICF Kaiser Engineers (ICF KE), 1996. U.S. Army Environmental Center, Cornhusker Army Ammunition Plant, Final Remedial Investigation/Feasibility Study. November.

RKG Associates, Inc. and Black & Veatch Special Projects Corp., 1997. Comprehensive Reuse Plan for the Cornhusker Army Ammunition Plant. December.

URS Corporation, 2001. OU 1 ROD Amendment, Cornhusker Army Ammunition Plant, Grand Island, Nebraska. August.

USAEC, 1993. Site Characterization Document, Cornhusker Army Ammunition Plant. Prepared by Watkins-Johnson Environmental, Inc. for USAEC. June.

USACE, 1994. Interim Action Record of Decision, Cornhusker Army Ammunition Plant, Operable Unit 1 – Groundwater, Grand Island, Nebraska. September.

USACE, 1997. Explanation of Significant Differences, Cornhusker Army Ammunition Plant, Operable Unit One. February.

USACE, 2015. Third Five-Year Review, Cornhusker Army Ammunition Plant. September.

4.9 DATA REVIEW

Annual groundwater monitoring reports document the progress of natural attenuation and groundwater treatment at OU 1. The groundwater monitoring program tracks plume migration trends and contaminant concentrations for site chemicals of potential concern (COPCs) at monitoring wells both on and off-site. HALs were established as remedial goals for OU 1 in the OU 1 Interim ROD (USACE, 1994) and OU 1 ROD Amendment (URS Corporation, 2001). These levels are:

- 2 µg/L for RDX
- 2 µg/L for TNT
- 400 µg/L for HMX

4.9.1 GROUNDWATER MONITORING PROGRAM

Groundwater samples for 2013 to 2018 OU 1 groundwater sampling events have been analyzed and reported in annual groundwater monitoring reports. Groundwater samples are sampled from off-site monitoring wells, on-site monitoring wells, and on-site piezometers. **Appendix F** presents the analytical data for the 2013 through 2018 monitoring events and includes historical data through 1982. Explosives-contaminated groundwater plume locations, their current delineations, and plume maps for OU 1 for the previous five years can be found in **Figures 3 through 9.**

In 2016, groundwater monitoring program field activities included subsurface injections that included collection of 25 direct push groundwater samples for explosives analysis at 25 data gap locations and completion of 600 subsurface injection points along 42 transects. The data gap locations were located within Load Line1 and Load Line2, and between extraction wells EW-6 and EW-7 (LL1-DP136 through LL1-DP146, LL2-DP110 through LL2-DP117, and EW7-DP40 through EW7-DP45, respectively), as shown on **Figures 10, 11, and 12**, respectively. These pre-injection groundwater investigation samples were collected for screening-level data to fill data gaps at locations without

permanent monitoring wells identified at Load Line1 and Load Line2 and between extraction wells EW-6 and EW-7 (BayWest/URS, 2017b).

4.9.1.1 On-Site Plume Extent

Explosives-contaminated groundwater plumes at OU 1 are found exclusively in the shallow and intermediate shallow portions of the Grand Island Formation aquifer (BayWest/URS, 2017b). The primary contaminants detected in groundwater on-site at OU 1 are RDX, TNT, and HMX. Contaminant breakdown products detected include hexahydro-1-nitroso-1,3,5-dinitro-1,2,5-triazine (MNX), 1,3,5-trinitrobenzene, 2,4-dinitrotoluene, 2-amino-4,6-dinitrotoluene (2-Am-DNT), 2-nitrotoluene, 4-nitrotoluene, 3-nitrotoluene, nitrobenzene, and 4-amino-2,6-dinitrotoluene (4-Am-DNT) (BayWest/URS, 2017b). The 2018 extent of the groundwater explosives plume is limited to between extraction wells EW-6 and EW-7 and within portions of Load Line 1 and Load Line 2 (**Figures 3, 4,** and **5**). The interpolated eastern boundary of the TNT plume exceeding the 2 µg/L HAL extends beyond the former Cornhusker AAP property boundary toward the feedlot area (**Figure 5**). (Brice/AECOM, 2019). No explosive contaminants have been found above remedial goals at Load Line 3, Load Line 4, Load Line 5, or the Decant Station in data reviewed for the Fourth Five-Year Review (**Appendix F**).

Maximum on-site plume concentrations found in the 2018 groundwater sampling event included 76 (µg/L) RDX and 41 (µg/L) HMX, both in the source area of Load Line 2, and 87 (µg/L) TNT found slightly upgradient of extraction well EW-7 (**Figures 4** and **5**) (Brice/AECOM, 2019). The explosives-contaminated groundwater plume on site is thought to encompass multiple small plumes with discontinuities across an area approximately 1.7 miles long and 900 feet wide. **Figures 6** and **7** and **Figures 8** and **9** illustrate on-site plume reduction from March 2014 to 2016 for both RDX and TNT.

Although contaminant concentrations are overall decreasing, some wells in the residual source areas of Load Line 1 saw rebounding concentrations of RDX during the annual 2016 and 2017 sampling events (Brice/AECOM, 2019). This rebounding is believed to be tied to rising water table levels from 2014 to 2016, causing desorption and dissolution of RDX stuck within the vadose zone. RDX levels at Load Line 1 increased above the remedial goal in 2016 and 2017 (wells G0094 and G0096) but decreased considerably in 2018 (Brice/AECOM, 2019). Rebounding levels were noted in the 2018 sampling event for Load Line 2.

4.9.1.2 Groundwater Treatment Facility

Groundwater samples taken from the GWTF during 2018 sampling events were analyzed and maximum RDX, HMX, and TNT influent concentrations detected were 0.56 micrograms per liter (µg/L), 0.54 (µg/L), and 7 (µg/L), respectively (Brice/AECOM, 2019). Groundwater monitoring data from 2015 to 2018 demonstrates the effectiveness of the GWTF at remediating groundwater contamination to levels protective of human health and the environment in the GWTF effluent.

4.9.1.3 Off-Site Plume Extent

All off-site monitoring wells sampled in the 2018 annual monitoring event had contaminant concentrations below the remedial goals. Explosives-contaminated groundwater plumes off-site at OU 1 have historically consisted of RDX, HMX, and TNT. Groundwater sampling results show contaminants have been below remedial goals since the 2014 event (Brice/AECOM, 2019). All off-site monitoring wells had contaminant concentrations below remedial goals in 2018, off-site concentrations of 0.85 µg/L of RDX, 0.34 µg/L of TNT, and 0.79 µg/L of HMX were detected (Brice/AECOM, 2019). MNX was not detected at any off-site monitoring wells during sampling events reviewed for the fourth five-year review. **Figure 13** shows the 2018 off-site explosives plume.

Off-site plume reduction may have been caused by several reasons: the on-site GWTF has proven effective at maintaining the on-site explosives-contaminated groundwater plume and has reduced migration off-site, anerobic degradation processes such as iron and sulfate reduction, methanogenesis, and denitrification are occurring in the feedlot area, natural attenuation processes, and continuous pumping efforts at extraction well EW-7 maintaining hydraulic containment of the on-site plume.

4.9.2 OU 1 Groundwater Summary

In 1994, the extent of the explosives groundwater plume at OU 1 measured approximately 6 miles long and 0.5 mile wide (USACE, 1994). The reduction of contaminants in the off-site plume demonstrates the efficacy of natural attenuation processes, the biodegradation of contaminants beneath and downgradient of the nearby feedlot, and on-site selected remedies.

Breakdown products of RDX include MNX, hexahydro-1,3,5-trinitroso-1,3,5-triazine (TNX), and hexahydro-1,3-dinitroso-5-nitro-1,3,5-triazine (DNX); presence of these products indicate contaminant degradation is taking place. Groundwater sampling in 2018 revealed detectable levels of MNX in three on-site monitoring wells (G0094-18A, G0096-18A, and G0099-18A) and six direct push groundwater investigation locations (EW7-DP47-25, EW7-DP48-45, EW7-DP50-35, LL2-DP118-25, LL2-DP119-25, and LL2-DP121-25) (Brice/AECOM, 2019). Breakdown products of TNT, including 4-Am-DNT and/or 2-Am-DNT were present in all but one direct push groundwater investigation locations, 22 on-site monitoring wells and 7 piezometers (Brice/AECOM, 2019). HMX has not been found above HAL during any monitoring event, either on- or off-site, in the data reviewed for this report (**Appendix E**, Tables E.1.1-1 through E.1.1-84).

Table 6 illustrates a comparison of explosives concentrations at the treatment zones of the explosives-contaminated groundwater plumes. **Table 7** summarizes the highest historical OU 1 off-site contaminant concentrations from 2009 to 2018.

Table 6 TNT and RDX Concentrations for Injection Treatment Zones, OU 1 On-Site Monitoring Wells and Piezometers (Brice/AECOM, 2019)

	TNT (µg/L)				RDX (µg/L)			
Monitoring Locations[1]	**August 2015**	**August 2016**	**March 2017**	**March 2018**	**August 2015**	**August 2016**	**March 2017**	**March 2018**
Load Line 1								
G0084	ND	ND	ND	ND	12	ND	2.1	0.18
G0093	9.9	ND	4.8	3.5	1.7	14	1.4	0.62
G0098	ND	ND	0.14	ND	3.7	ND	1.3	ND
G0114	ND	ND	0.11	ND	9.5	3.2	5.8	0.3
G0094	ND	0.39	ND	4.9	9.5	9.7	59	16.0
G0096	0.45	0.41	0.35	0.27	1.8	32	54	19.0
Load Line 2								
G0085	ND	ND	ND	ND	7.0	1.9	1.8	ND
G0119	ND	ND	ND	ND	4.0	ND	ND	ND
PZ011	1.5	ND	ND	ND	8.9	1.6	0.66	0.31
G0121*	6.5	ND	2.8	ND	17	2.2	5.7	1.7

Notes:

[1]Monitoring well and piezometer locations were selected based on 2015 through 2018 sampling results within previous subsurface injection treatment zones. Wells G0094 and G0096 were last treated with injections in 2011 and 2014, respectively. Wells G0084, G0085, G0093, G0098, G0114, G0119, G0121, and PZ011 were last treated with injections in 2016.

*Pre-injection sample data for monitoring well G0121 was obtained from direct push location LL2-DP116 and sampled February 2016. G0121 was installed and sampled in November 2016

µg/L = micrograms per liter

ND = nondetect

OU 1 RA(O) = Operable Unit 1 Remedial Action Operation

RDX = hexahydro-1,3,5-trinitro-1,3,5-triazine

TNT = 2,4,6-trinitrotoluene

Table 7 Highest Historical OU 1 Off-Site Explosives-Contaminated Groundwater Plume Concentrations (Brice/AECOM, 2019)

Highest Off-Site Concentrations (µg/L)										
Compound Detected	**March 2009**	**March 2010**	**March 2011**	**March 2012**	**March 2013**	**August 2014**	**August 2015**	**August 2016**	**March 2017**	**March 2018**
RDX	*4.2*	*2.5*	*2.4*	*2.2*	*2.1*	1.6	1.6	0.89	0.76	0.85
TNT	*3.1*	1.7	1.1	0.88	0.70	0.41	0.29	0.36	0.33	0.34
HMX	3.3 (4.7)*	2.7	2.2 (2.9)*	2	1.7	0.79	0.85	0.52	1.1	0.79
1,3,5-Trinitrobenzene	ND	0.28	0.37	0.38	0.5	0.32	ND	ND	0.25	0.22
2,4-Dinitrotoluene	ND	ND	ND	ND	ND	ND	ND	ND	ND	ND
2-Amino-4,6-Dinitrotoluene	7.6	8.9	7.3	5.9	6.5	5.5	2.3	4.3	3.9	3.3
4-Amino-2,6-Dinitrotoluene	4.2 (7.5)*	3.4 (4.9)*	3.2 (5.9*	3.0	3.6	3.7	0.85	2.0	2.1	1.5

Notes:
*Concentrations measured in feed lot well clusters (installed May 1998 and December 1999) were often higher than other off-site locations and are shown in parentheses.
µg/L = micrograms per liter
HMX = octahydro-1,3,5,7-tetranitro-1,3,5,7-tetrazocine
ND = not detected
RDX = hexahydro-1,3,5-trinitro-1,3,5-triazine
Italicized numbers indicate levels above remedial goals
RDX and TNT remedial goals: 2 µg/L
HMX remedial goals: 400 µg/L

An analysis of the historical concentrations of off-site contaminants indicates the following:

- TNT, RDX, and HMX concentrations in the off-site plume have decreased steadily over time and have fallen below remedial goals (**Appendix F, Tables E.1.3-1** through **E.1.3-40** and **Tables E.1.4-1** through **E.1.4-32**).
- Contaminant degradation is occurring as indicated by TNT and RDX breakdown products (**Appendix F, Tables E.1.3-1** through **E.1.3-40**).
- Biodegradation is enhanced beneath the nearby man-made feedlot, where an in-situ anerobic/reducing treatment area is thought to exist, accelerating contaminant denitrification (**Appendix F, Tables E.1.5-1** through **E.1.5-11** and **Tables E.2.5-1** through **E.2.5-11**).
- No on-site plume migration has occurred, groundwater is sufficiently monitored, and GWTF efforts maintain explosives-contaminated groundwater plumes in OU 1 (**Figures 6** through **9**).

4.10 SITE INSPECTION

The Five-Year Review inspection of OU 1 was conducted on December 4, 2019. In attendance were Jeff Gill, USACE, Omaha District; Michelle Wilson, USACE, Kansas City District; Nancy Harris, NDEE; and Chris Cicerale and Breanna Stout, DAWSON.

The purpose of the inspection was to assess the protectiveness of the selected remedies, including access restrictions, the integrity of the components of the GWTF, and the overall site condition. Site inspection findings are presented below. A site inspection checklist is presented in **Appendix C**. The site inspection photograph log is presented in **Appendix D**.

The GWTF is managed by a subcontractor (Brice Engineering/AECOM). The inspection team observed and photographed the interior and exterior of the GWTF with no issues noted.

The inspection team traveled to extraction well pump houses to observe and photograph conditions. Note that USACE did not have keys to unlock gates or pump houses at the time of the site inspection. Site observations were made from the exterior of the fences and/or pump houses, except where gates were already opened, or damaged fences/pump houses allowed access. Mr. Gill informed the inspection team that all extraction wells were offline following the October 28, 2019, shut down of the last remaining well, extraction well EW-7. The pump and stem of extraction well EW-7 were pulled on November 1, 2019.

The pump houses at EW-1, EW-2, EW-3, EW-4, EW-5, and EW-7 were secured by fencing and appeared in good condition. At the extraction well EW-6 pump house, the fence surrounding the pump house was not intact with the eastern side of the fence damaged and allowing access to the pump house. The pump house was secure and overall appeared in good condition.

Monitoring wells at extraction wells EW-4, EW-5, and EW-7 had pads that were cracked and/or shifted out of place.

The team observed the area east of extraction well EW-7 and all other areas within OU 1. Land use remained limited to agricultural or industrial use.

4.11 TECHNICAL ASSESSMENT

4.11.1 QUESTION A – IS THE REMEDY FUNCTIONING AS INTENDED BY THE DECISION DOCUMENTS?

Yes, the remedy is functioning as intended by the decision document. The RAOs for Cornhusker AAP groundwater are:

- Protect human health and the environment
- Clean up groundwater to below remedial goals

- Contain high concentrations of explosives in groundwater on post

A review of site documents, annual LTM reports, Applicable or Relevant and Appropriate Requirements (ARARs) (**Appendix H**), risk assumptions, and the results of the site inspection indicate the remedy implemented at OU 1 is functioning as intended by the ROD. Contamination located on site has been decreasing and off-site contamination is below remedial goals in all monitoring wells. Extraction well EW-7 has been effective in preventing migration of explosives in groundwater off post.

Institutional controls designed to limit public exposure to contaminated groundwater on and off post have been effective since the Third Five-Year Review. Based on a review of registered domestic groundwater wells on the Nebraska Department of Natural Resources Groundwater Interactive Map, no new domestic or irrigation wells have been installed within the plume boundaries of OU 1 since the Third Five-Year Review.

The OU 1 O&M continued until the Rebound Study was initiated in October 2019. The pump and treat system, including extraction well EW-7 and the GWTF, have been temporarily shut down/mothballed. The mothballing process for the GWTF was completed in January 2020 and at that time, monthly inspections began at the GWTF. Upon completion of the Rebound Study and ongoing subsurface injections, it is anticipated the remedial timeframe will be reduced by approximately 7 years and life cycle costs will be reduced by approximately $6 Million. Long term monitoring at OU 1 will continue.

4.11.2 Question B – Are the exposure assumptions, toxicity data, cleanup levels and remedial action objectives used at the time of the remedy selection still valid?

Yes, the exposure assumptions, cleanup levels, and RAOs used at the time of the remedy selection are still valid. No changes in exposure assumptions have occurred at the site as groundwater is still prohibited from being used as drinking water and institutional controls prohibit residential use of the property. The COPCs for OU 1 have not had any changes in toxicity criteria or remedial goals, and there are no newly promulgated chemical specific ARARs for explosives.

The ARAR evaluation determined there are no newly promulgated or modified requirements of federal or state environmental laws that would change the protectiveness of the remedy (**Appendix H**). The Cornhusker AAP National Pollutant Discharge Elimination System permit could not be in available records to confirm discharge requirements are being met; however, O&M weekly reports document quarterly sampling of effluent to meet National Pollutant Discharge Elimination System Permit discharge requirements.

In August 2016, EPA conducted perchlorate sampling from 15 groundwater monitoring wells at Cornhusker AAP. Samples from two of the locations contained perchlorate concentrations exceeding the EPA regional screening level (RSL) of 2 µg/L, monitoring well G0087 (at 2.03 µg/L) located northeast of Load Line 1, and monitoring well G0103 (at 44.9 µg/L) located north of Load Line 4. The sample from G0103 also exceeded the

Nebraska Voluntary Cleanup Program Remedial Goal (15 µg/L) and proposed EPA perchlorate Maximum Contaminant Level Goal (15 µg/L) . All other samples did not have detections above the laboratory reporting limit of 2 µg/L. The method detection limit for these samples was 0.68 µg/L (PE, 2016). Perchlorate is not identified in the 2001 ROD as a site COPC, and none of the values used for comparison with perchlorate detections are promulgated. The EPA regional screening level and Nebraska Voluntary Cleanup Program Remedial Goal would not be considered ARARs.

4.11.3 Question C – Has any other information come to light that could call into question the protectiveness of the remedy?

There is no other information that calls into question the protectiveness of the remedy. No new ecological risks have been identified. There have been no impacts from natural disaster events or weather-related events that have affected the protectiveness of the remedy.

4.11.4 Technical Assessment Summary

The remedy at OU 1 was implemented and is functioning as intended. Groundwater treatment at the GWTF has been effective at reducing groundwater contaminants on site. Contamination located on site has been decreasing and off-site contamination is below remedial goals in all monitoring wells. Extraction well EW-7 has been effective in preventing migration of explosives in groundwater off site. Optimization efforts have further reduced on-site contaminant concentrations and despite temporary shut-down of the GWTF, continued quarterly monitoring and a rebound study will continue to protect human health and the environment. The remedy is functioning and achieving the results intended in the ROD.

Review of groundwater well databases and deeds issued for excessed property indicate that the institutional controls, including deed restrictions, have not been consistently enforced, but there have been no new domestic or irrigation wells installed within the plume boundaries or radius of influence of OU 1 since the Third Five-Year Review.

There were no changes in the toxicity factors that were used in calculation of remedial goals for COPCs specified in the ROD and there has been no change to the standardized risk assessment methodology that could affect the protectiveness of the remedy.

4.12 ISSUES

No issues were identified during this Five-Year Review that prevent the remedy from being protective now or in the future.

4.13 RECOMMENDATIONS AND FOLLOW-UP ACTIONS

No recommendations or follow-up actions are required since there are no issues identified during this Five-Year Review that affect current or future protectiveness of the remedy.

4.14 OTHER FINDINGS

The following presents recommendations identified during the site inspection that do not affect current or future protectiveness of the remedy:

- The current O&M contractor should perform a thorough field inspection of all wells deemed necessary. Inspection of monitoring wells should note any damages or deficiencies, utilizing Nebraska State regulations as guidance. Inspections should answer the following key questions, at a minimum:
    - What is the condition of well pad (cracked or lifted)?
    - What is the condition of stickup casing, hinge, and lid?
    - Is well locked, or lockable?
    - Is there a functioning J-plug or expanding cap?
    - Is there a significant quantity of sediment in the well, requiring redevelopment?
    - Is the well clearly labeled?
- All wells deemed necessary, including those retained for gauging, the Rebound Study, potential future long-term monitoring or extraction, or potential future use by the CPNRD or another party will be repaired as necessary to maintain well integrity, prevent vertical contaminant transport, and otherwise meet Nebraska State requirements. Monitoring or extraction wells that are damaged beyond repair or are no longer needed will be abandoned/plugged with Agency consultation.
- Extraction wells deemed necessary in their inactive state should have repairs made to damaged fence, gates, locks, and pump houses, as noted in the Site Inspection Report, **Appendix B**.
- In response to the 2016 groundwater sampling by EPA for perchlorates, additional discussions should be had with the project team to determine if additional perchlorate sampling should be completed as part of future monitoring events. However, historical Army operations do not indicate any perchlorate use and the limited occurrence of perchlorates in the 2016 sampling event does not appear to warrant adding it as a site COC.
- Long term monitoring will continue at OU 1.

Recommendations from the previous Five-Year Review not affecting protectiveness that are still valid include the following:

- *"Initiate discussions regarding the long-term strategy for OU 1 to determine if the ROD should be revised/finalized, based on the effectiveness of the remedial activities and the need for continued active treatment (i.e., a reduction in level of treatment may be warranted)."*

- Eliminate monitoring wells if they meet the following criteria: no longer located within COC plumes, sampling results have been non-detect for the past 5 years or are not required for gauging or sampling purposes.
- *"Continue annual provision of updated GIS plume maps to CPNRD and the City of Grand Island."*
- *"Continue annual inspection of land utilization improvements over the contaminant plume and documentation of the inspection findings in annual Long-Term Monitoring reports and Five-Year Reviews."*

4.15 PROTECTIVENESS STATEMENT

The remedy at OU 1 is protective of human health and the environment.

Operation of the Groundwater Treatment Facility has been effective at reducing groundwater contaminants on site. Operation of the groundwater extraction well EW-7 has been effective in preventing migration of explosives in groundwater off site. Groundwater analytical results from the on-site monitoring wells show decreasing trends, and groundwater analytical results observed in all off-site monitoring wells are below corresponding remedial goals. On-site institutional controls, including deed restrictions, prohibiting water supply well drilling in the impacted area, and enforcing the Hall County Reuse Plan, have been enforced since the Third Five-Year Review. No new domestic or irrigation wells were installed within the OU 1 plume boundaries. Off-site institutional controls, including providing municipal water supply to all impacted residents, informing the public through Public Meetings, and establishing a City "Overlay Zone" Ordinance prohibiting drinking water supply well drilling in the impacted areas, are all ongoing.

This page intentionally left blank.

5.0 OPERABLE UNIT 2

5.1 SITE CHRONOLOGY

Information on site chronology for OU 2 is presented below in **Table 8**.

Table 8 Chronology of OU 2

Event	Date (Year)
Operation of Cornhusker AAP	1942 – 1973 (intermittently)
Completion of site-wide Remedial Investigation/Feasibility Study	November 1996
Completion of OU 2 Remedial Investigation Addendum	November 1996
Signature of OU 2 ROD	September 30, 1998
Signature of First Five-Year Review Report	September 17, 2004
Signature of Second Five-Year Review Report	September 14, 2010
Signature of Third Five-Year Review Report	August 13, 2015

5.2 PHYSICAL CHARACTERISTICS

OU 2 comprises six Areas of Concern (AOCs): Administrative and Base Housing Areas, Abandoned Burning Area, Drainage Ditches, Magazine Areas, Miscellaneous Storage Areas, and Sewage Treatment Plants (**Figure 14**).

The Administrative and Base Housing Areas are in the southeastern corner of Cornhusker AAP and encompass approximately one square mile. The property is currently zoned "Special Recreation/Conservation Zone," which allows for special outdoor recreational shooting facilities, recreational vehicle campgrounds, as well as low impact recreational uses associated with pedestrian and equestrian trails.[3] Portions of this property are cultivated for growing various crops; however, most of the property comprises the Heartland Shooting Park and a planned campground with concrete pads for recreational vehicle parking (USACE, 1998).

The Abandoned Burning Area is in the northwest corner of the installation and measured approximately 100 by 150 feet. This property is also currently cultivated for growing crops (USACE, 1998)

Cornhusker APP included three north-south trending drainage ditches that run through the length of the facility. The Railroad Drainage Channel, West Drainage Channel, and

[3] Chapter 36 Zoning, §36-59. http://city.grand-island.com/City_Code/cc36.htm#B36_059

East Drainage Channel received effluent from the OU 1 well extraction system, which is currently not active (USACE, 1998).

The Magazine Areas AOC comprises the North Magazine Area and the South Magazine Area. They were each situated north and south of the Load Lines, respectively. Some of the magazines remain and are currently used as storage areas by farmers (USACE, 1998)

The Miscellaneous Storage Areas AOC consisted of two buildings, Building I-4 and Building F-3. Both buildings are located north of the South Magazine Area (USACE, 1998).

The Sewage Treatment Plants AOC consists of two inactive sewage treatment plants, the Northwest Sewage Treatment Plant located north of Load Line 4, and the Southeast Sewage Treatment Plant located east of the Administrative and Base Housing Areas. Both sites of the inactive sewage treatment plants are covered with native vegetation. The physical structures of the Northwest Sewage Treatment Plant are still present at Cornhusker AAP (USACE, 1998).

5.3 HISTORY OF CONTAMINATION

Limited information is available regarding the history of contamination at each of the AOCs comprising OU 2.

The Abandoned Burn Area AOC was used for a short time for small-scale disposal or burning operations (USACE, 1998).

The Railroad Drainage Channel received runoff from the Nitrate Area, Shop Area, and Load Line 1. The West Channel received runoff from Load Line 5, a portion of Load Line 4, the Sanitary Landfill, and the eastern half of the Burning Grounds. The East Drainage Channel received runoff from Load Lines 2 and 3 and the Magazine Areas (USACE, 1998). These three drainage channels make up the Drainage Ditches AOC.

The Magazine Areas AOC served as the primary storage facilities for raw materials and manufactured ammunition during production. After production ceased in 1973, the magazines were steam cleaned to remove any explosives residue (USACE, 1998).

Building F-3, of the Miscellaneous Storage Areas AOC, was used to store pesticide spray containers. Building I-4 was part of a group of buildings known as the Inert Storage Area (USACE, 1998).

The Northwest Sewage Treatment Plant served Load Lines 4 and 5 and ceased operating in 1973. The Southeast Sewage Treatment Plant served the Administration and Base Housing Areas from 1942 to 1974 (USACE, 1998).

5.4 INITIAL RESPONSE

There have been no initial responses at any of the OU 2 sites.

5.5 BASIS FOR TAKING ACTION

Based on anticipated future industrial and agricultural land use and exposure scenarios, no further action was found to be acceptable at OU 2. The risk-based industrial remedial goals are protective for agricultural worker pathways of exposure. But the ROD specified if land use or exposure assumptions change for the AOCs at OU 2, to include residential use, the Army will reevaluate the decision to take no action. Five-Year Review of the site will be necessary to ensure the decision of no further action/no response action is protective of human health and the environment (USACE, 1998).

5.6 REMEDIAL ACTIONS

5.6.1 REMEDIAL ACTION OBJECTIVES

The 1998 ROD did not identify any RAOs for OU 2.

5.6.2 REMEDY DESCRIPTION

The OU 2 ROD identified no significant risks associated with exposures to low levels of contamination present at OU 2. As a result, the ROD stated as follows (USACE, 1998):

> *OU 2 has been designated for no further remedial action because there is no indication of adverse effects from contact with environmental media at this operable unit. In addition, there is no migration of hazardous contaminants from OU 2 at concentrations that would harm human health based on the results of the human health risk assessment. It should be noted that cleanup criteria were not driven by ecological risk because the areas that comprise OU 2 have poor quality habitat due to past and present uses and/or abundance of manmade structures making extensive use by terrestrial receptors unlikely.*

5.6.3 REMEDY IMPLEMENTATION

There was no remedial action implementation at OU 2. The ROD indicated Five-Year Reviews will be necessary to ensure the decision of no further action/no response is protective of human health and the environment.

5.6.4 OPERATIONS AND MAINTENANCE

There are no O&M costs associated with OU 2.

5.7 PROGRESS SINCE THE THIRD FIVE-YEAR REVIEW

The following presents the protectiveness statement presented in the Third Five-Year Review Report for OU 2 (USACE, 2015):

> *The remedy at OU 2 is protective of human health and the environment.*

There were no issues or recommendations identified during the Third Five-Year Review. The Third Five-Year Review Report listed one recommendation not related to protectiveness (USACE, 2015). The recommendation was:

> *"Review OU 2 data to determine whether OU 2 has achieved unlimited use/unlimited exposure (UU/UE) and can be removed from the Five-Year Review process."*

The Fourth Five-Year Review evaluated OU 2 data collected during completion of the RI to evaluate whether OU 2 has achieved UU/UE. **Table 9** presents an evaluation of the OU 2 COPCs that exceeded EPA Region III Residential Risk-Based Criteria identified in the ROD and compares those values with current RSLs and facility and regional background values.

Table 9 OU 2 UU/UE Evaluation

COC/ Maximum RI Concentration	Media/ AOC(s)	Residential Remedial Goals		Continued Risk?
Arsenic/ 11.70 mg/kg	Soil/ Sewage Treatment Plants	ROD	0.43 mg/kg	No. Arsenic values exceed the residential RSLs but are within facility and regional background ranges.
		Current*	0.68 mg/kg	
		Background Range	4.58 – 12 mg.kg	
Benzo(a)pyrene/ 0.11 mg/kg	Soil/ Misc. Storage Areas and Sewage Treatment Plants	ROD	0.088 mg/kg	Yes. Benzo(a)pyrene levels in soil detected during the RI are equal to the residential RSLs.
		Current*	0.11 mg/kg	
		Background Range	Not Applicable	
Iron/ 29,000 mg/kg	Soil/ Major Drainage Ditches	ROD	23,000 mg/kg	No. Iron levels in soil detected during the RI do not exceed residential RSLs and are within facility and regional background ranges.
		Current*	55,000 mg/kg	
		Background Range	16,000 - >100,000 mg/kg	
TNT/ 29 mg/kg	Soil/ Magazine Areas	ROD	21 mg/kg	Yes. TNT levels in soil detected during the RI continue to exceed residential RSLs.
		Current*	21 mg/kg	
		Background Range	Not Applicable	

* Calculated industrial RSL based on cancer risk of 10^{-6} and HQ 1.

Benzo(a)pyrene and TNT continue to pose a risk under a residential land use scenario. Arsenic and iron are both within the facility and background ranges and can be eliminated as site COCs.

5.8 DOCUMENT REVIEW

The primary documents reviewed for this Fourth Five-Year Review were:

USACE, 1998. Record of Decision, Operable Unit Two, Cornhusker Army Ammunition Plant. September.

USACE, 2015. Third Five-Year Review, Cornhusker Army Ammunition Plant. September.

5.9 DATA REVIEW

Monitoring is not a component of the remedy and, as a result, there are no data to review.

5.10 SITE INSPECTION

The Five-Year Review inspection of OU 2 was conducted on December 4, 2019. In attendance were Jeff Gill, USACE, Omaha District; Michelle Wilson, USACE, Kansas City District; Nancy Harris, NDEE; and Chris Cicerale and Breanna Stout, DAWSON.

The purpose of the inspection was to visit, observe, and photograph the AOCs to confirm agricultural and industrial use of the properties. The AOCs comprising OU 2 were observed to be used for agricultural or industrial purposes. A site inspection checklist is presented in **Appendix C**. The site inspection photograph log is presented in **Appendix D**.

5.11 TECHNICAL ASSESSMENT

5.11.1 QUESTION A – IS THE REMEDY FUNCTIONING AS INTENDED BY THE DECISION DOCUMENTS?

Yes, the remedy is functioning as intended by the decision document.

At OU 2, a no further action/no response action was selected as the preferred alternative in the ROD; however, Five-Year Reviews will be necessary to ensure that this alternative remains protective of human health and the environment. The decision was based on the current and reasonably anticipated future industrial and agricultural land use and exposures. These properties have all been sold to various entities and are in either industrial or agricultural use, and tax assessor data indicate the properties to be zoned industrial, agricultural, or commercial. Therefore, the remedy for OU 2 is functioning as intended by the 1998 ROD.

5.11.2 Question B – Are the exposure assumptions, toxicity data, cleanup levels and remedial action objectives used at the time of the remedy selection still valid?

Yes, the exposure assumptions, toxicity data, cleanup levels and RAOs used at the time of the remedy are still valid at OU 2.

For soils in OU 2, the 1998 ROD did not identify any chemical-specific ARARs. The Army calculated risk-based cleanup goals for COPCs in soil based on exposure to industrial workers. Concentrations of COPCs were compared to calculated risk-based industrial remedial goals for soil.

Exposure factors have not changed since the Third Five-Year Review. Exposure assumptions remain the same. At OU 2 current and reasonably anticipated future industrial and agricultural land use and exposures are protective. The 2015 ecological risk evaluation presented in **Appendix I**, based on a review of the ERA, including comparison to current ecological screening levels, indicates that ecological risk issues do not affect the protectiveness of the remedy.

The calculated risk-based industrial remedial goals for soil at the time of the ROD were calculated to be protective of workers in an industrial use scenario. For COPCs that exceeded residential risk-based remedial goals per the ROD at OU 2 (i.e. arsenic, benzo(a)pyrene, lead, and TNT), **Table 10** presents the remedial goal at the time of the ROD, as well as the current (2019) RSL and indicates whether there is a potential change in risk. There were no potential changes in risk identified.

Table 10 OU 2 Industrial Cleanup Levels for ROD Exceedances

COPC/ Highest RI Concentration	Media	Remedial Goal		Potential Change in Risk?
Arsenic/ 11.70 mg/kg	Soil	ROD	3.82 mg/kg	No. Arsenic values within regional background range 4.58 to 12 mg/kg.
		EPA RSL	3.0 mg/kg	
Benzo(a)pyrene/ 0.11 mg/kg	Soil	ROD	7.8 mg/kg	No. ROD remedial goal within acceptable risk range (less than HQ 1 and within Cancer Risk range of 10^{-6} to 10^{-4}).
		EPA RSL	2.10 mg/kg	
Iron/ 29,000 mg/kg	Soil	ROD	613,200 mg/kg	No. ROD remedial goal less than risk based industrial RSL.
		EPA RSL	820,000 mg/kg	
TNT/ 29 mg/kg	Soil	ROD	191 mg/kg	No. ROD remedial goal within acceptable risk range (less than HQ 1 and within Cancer Risk range of 10^{-6} to 10^{-4}).
		EPA RSL	96 mg/kg	

* Calculated industrial RSL based on cancer risk of 10^{-6} and HQ 1.

Based on the site inspection, current property use remains consistent with the 1997 Reuse Plan. Physical site conditions have not changed in a way that would negatively affect protectiveness of the remedy at OU 2.

5.11.3 Question C – Has any other information come to light that could call into question the protectiveness of the remedy?

There is no other information that calls into question the protectiveness of the remedy. No new ecological risks have been identified. There have been no impacts from natural disaster events or weather-related events that have affected the protectiveness of the remedy.

5.11.4 Technical Assessment Summary

There continues to be no indication of adverse effects from contact with environmental media at OU 2 and no indication the remedy of no further remedial action is not functioning as intended. There have been no changes in land use at the AOCs comprising OU 2 in the last five years. And there have been no changes to exposure assumptions, toxicity data, or remedial goals that result in the need for additional or a changed remedy.

5.12 ISSUES

No issues were identified during this Five-Year Review that prevent the remedy from being protective now or in the future.

5.13 RECOMMENDATIONS AND FOLLOW-UP ACTIONS

No recommendations or follow-up actions are required since there are no issues identified during this Five-Year Review that affect current or future protectiveness of the remedy.

5.14 PROTECTIVENESS STATEMENT

The remedy at OU 2 is protective of human health and the environment.

There have been no changes in site conditions or assumptions that went into selecting no further action at OU 2.

This page intentionally left blank.

6.0 OPERABLE UNIT 3 (HQAES 31335.1059)

6.1 SITE CHRONOLOGY

Information on site chronology for OU 3 (HQAES 31335.1059) is presented below in **Table 11**.

Table 11 Chronology of OU 3 (HQAES 31335.1059)

Event	Date (Year)
Operation of Cornhusker AAP	1942 - 1973 (intermittently)
Completion of interim removal action	November 1994
Initiation and completion of groundwater long-term monitoring	June 1998 - Present
Signature of OU 3 Record of Decision	December 14, 1999
Initiation of Remedial Action	June 2000
Thermal decomposition and demolition of Nitrate Area buildings and Shop Area buildings	March 2004
Signature of First Five-Year Review Report	September 17, 2004
Installation of fence at Pistol Range	March 2005
Signature of Second Five-Year Review Report	September 14, 2010
Signature of Third Five-Year Review Report	August 13, 2015

6.2 PHYSICAL CHARACTERISTICS

OU 3 comprises four AOCs: Nitrate Area, Pistol Range, Sanitary Landfill, and Shop Area (**Figure 15**).

The Nitrate Area is in the southeast part of the installation, between the Shop Area and the Administrative and Base Housing Areas. The Nitrate Area was constructed in 1942 as part of the original Cornhusker AAP facility (USACE, 1999).

The Pistol Range includes the following four potential AOCs located near the western boundary of Cornhusker AAP: Burning Pit Area; Storage Pad; Firing Range/Backstop Berm/Static Election Test Site; and Decanting Station and Leaching Pit Area. The Pistol Range comprises approximately 30 acres and is surrounded by cultivated fields (USACE, 1999).

The Sanitary Landfill is in the northwest section of the installation, southeast of the Burning Grounds, and southwest of the intersection of Ninth Avenue and Tenth Street. The landfill site encompasses an area of 55 acres. The Sanitary Landfill includes four potential units of contamination (PUCs): Disposal Area PUC; Destruction Area PUC;

Interim Removal Action (IRA) Site 2 PUC; and Freon-Contaminated Groundwater PUC (USACE, 1999).

The Shop Area is in the east-central area of Cornhusker AAP, immediately south of Load Line 1. The Shop Area covers about 3,000,000 square feet and includes 28 buildings and sheds. Shop Area buildings and areas included the installation laundry and a settling basin for laundry wastewater, maintenance facilities for vehicles, equipment and other operations, rail loading and unloading areas, and open storage areas. Buildings at the Shop Area are currently used for storage purposes and office space (USACE, 1999). The property comprising the Shop Area was subdivided into two parcels, Parcel 8A and Parcel 8B, in 2005 (**Appendix G**; Hall County, 2019).

Based on a review of registered domestic and irrigation groundwater wells on the Nebraska Department of Natural Resources Groundwater Interactive Map, two domestic groundwater wells (Registration Nos. G-145780 and G-145781) completed in 2007 are located within the Shop Area on Parcel 8A. Well G-145781 is identified as being used for hand washing and restroom facilities. Use information could not be located for Well G-145780 on the Nebraska Department of Natural Resources website or as part of the interview process. No new wells have been installed at the Shop Area since the Third Five-Year Review.

6.3 HISTORY OF CONTAMINATION

During World War II, the Nitrate Area was converted to produce nitrate crystals from nitrate liquor. The crystalline ammonium-nitrate was used in bomb production. The plant produced ammonium nitrate fertilizer from 1946 to 1948. In 1968, Building N-2 was modified and converted to provide a mine test facility in support of operations at Load Line 5. Testing operations began in May 1968 and stopped sometime before mine production ceased near the end of the Vietnam conflict. Building N-17, the Railcar Loading Area, and adjacent open storage areas have been leased to CRS since 1979 for railroad car rebuilding, repair, and refurbishing. Railcars are currently staged throughout Cornhusker AAP on unused rail sidings awaiting repair or refurbishment.

The Pistol Range was the site of a destruction area for rejected scrap and explosives generated by activities conducted at Load Line 5. Operations at the Pistol Range, specifically the Burning Pit Area, included static ejection of mines from canisters; burning of RDX and desensitized lead azide; detonation of mines, canisters, and bulk lead azide; disposal of RDX-contaminated material and explosives-contaminated Freon; and burning of XM45E1 mines.

The Sanitary Landfill operated from 1957 to 1988. The Disposal Area PUC includes the Sanitary Waste Disposal Area, the Burning Cage Areas, the Capped Landfill Area, the Flammable Liquids Disposal Area, and the Metal Disposal Area. The Disposal Area PUC was used for disposal of non-explosive wastes. Rubbish, trash, scrap wood, and construction debris were disposed of in the Sanitary Waste Disposal Area in 6- to 10-ft deep trenches. Explosives-contaminated wood, paper, and foil from TNT boxes were burned in the Burning Cage Area. The Metal Disposal Area was used to stage and

dispose of scrap metal. These materials were flashed (burned to remove surficial explosives residue) at the Burning Grounds (OU 5) before disposal in the Metal Disposal Area. Acetone, thinner, and other unspecified solvents were disposed of in the Flammable Liquids Disposal Area. These liquids were not poured onto the ground or into trenches but evaporated in long metal troughs (ICF KE, 1996).

The Destruction Area PUC includes the Fuze Destruction Area and the Explosive Parking Area. The Explosives Parking Area temporarily stored or staged materials designated for destruction. The Fuze Destruction Area was used to flash defective or obsolete fuzes (ICF KE, 1996). The IRA Site 2 PUC was a 180- by 200-foot area containing explosives-contaminated soils (ICF KE, 1996).

The 1991 Environmental Assessment and 1993 Site Characterization Document detected 1,1,2-trichloro-1,2,2-trifluoroethane (Freon113) in 11 wells in the vicinity of the Burning Grounds (OU 5), the Sanitary Landfill, and the Pistol Range (3 of 4 subsites) at concentrations up to 3,000 µg/L, exceeding the EPA Region 7 MCL of 1,200 µg/L (USAEC, 1991 and USAEC, 1993). The distribution and concentration of Freon 113 detections suggested the possibility of multiple Freon sources at Cornhusker AAP. However, there was no historical record indicating that Freon 113 was used or disposed of in the Sanitary Landfill Area or Pistol Range (ICF KE, 1996).

Areas of environmental concern associated with the Shop Area include the North Ditch, the Paint Shop, the Paint Spray Shop and Pesticide Mixing Building, the Laundry Settling Basin, the West Ditch, the South Ditch Area, the Former Paint Storage Shed Location, the Sanitary Leach field, five underground storage tanks, and five aboveground storage tanks. The laundry generated wastewaters at the Shop Area during periods of ammunition production. According to aerial photographs, leach fields were used in the 1950s for containing and possibly treating wastewaters (USACE, 1999). An area of ground scarring north of Building SPSS-1 corresponds to the location of the Sanitary Leach field. The five aboveground storage tanks and five underground storage tanks have been removed and were identified in tank inventories to contain used oil, road oil, and diesel fuel. One aboveground storage tank, located on Parcel 8B, is identified in current monitoring reports as having leaked, resulting in a release of diesel fuel (USACE, 1999; Brice/AECOM, 2019).

6.4 INITIAL RESPONSE

USACE completed an interim soil removal action (IRA) in 1994 at 25 sites at Cornhusker AAP. At OU 3, at the Sanitary Landfill IRA Site 2 PUC, approximately 20 tons of soil were removed (USACE, 1999).

In 2004, diesel-contaminated soil was removed from an area where the leaking aboveground storage tank had been (Brice/AECOM, 2019).

6.5 BASIS FOR TAKING ACTION

Nitrate Area

At the Nitrate Area, lead was detected in soils at concentrations greater than the NDEE to be considered (TBC) chemical-specific guidance (400 mg/kg) (USACE, 1999).

Pistol Range

Soil contamination posed levels of human health risk that may be considered unacceptable. RDX was detected at concentrations greater than the non-residential risk-based remedial goal (52 mg/kg). Lead was detected above the NDEE TBC chemical-specific guidance (USACE, 1999).

Sanitary Landfill

RDX contamination in soil posed levels of human health risk that may be considered unacceptable. Explosives compound RDX was detected in one location at a concentration greater than the risk-based remedial goal considered protective of human health under non-residential conditions (USACE, 1999).

Shop Area

COPCs, lead in soil in the vicinity of Building S-22 and chlorinated VOCs (e.g., 1,1,2-TCA and 1,2-DCA) in groundwater in the vicinity of the aboveground storage tank area, were detected at concentrations greater than remedial goals (USACE, 1999).

6.6 REMEDIAL ACTIONS

6.6.1 REMEDIAL ACTION OBJECTIVES

The 1999 ROD listed the following as the RAOs for soil at OU 3 (USACE, 1999):

> *"Results of the HHRA indicate that potential risks associated with exposure to chemicals at [Cornhusker AAP] were within acceptable range for carcinogens and below the HI trigger value of 1.0 for noncarcinogens for the worst contaminated site in OU 3 (i.e., Pistol Range). However, from a comparative analysis, the Army indicated that risks associated with other, less contaminated sites should be lower than those at the Pistol Range. Because a risk assessment was not performed for each site, the Army, EPA and [NDEE] agreed to develop cleanup levels using industrial exposure scenarios combined with a health-protective target risk of 10^{-6} for carcinogens and a HI of one for noncarcinogens. When completed, remedial activities achieving these risk-based cleanup objectives ([RAOs]) will ensure the protection of both agricultural and industrial workers. It should be noted that for lead and polycyclic hydrocarbons, numerical standards provided by [NDEE] were used to achieve RAOs.*

For lead, the results of the IEUBK model show that adverse effects are possible from exposure of lead to children (incidental ingestion). The potential adverse effect triggered the need for RAOs for lead. The [NDEE], To-Be-Considered (TBC) guidance of 400 [milligrams per kilogram (mg/kg)] is considered to be protective of human health under non-residential conditions.

Polycyclic aromatic hydrocarbons (PAHs) were also identified as soil COPCs at several AOCs at OU 3. The risk-based cleanup levels calculated were far below the numerical cleanup level typical of sites in Nebraska. With concurrence from [EPA], the [NDEE] guidance of 33 mg/kg is considered protective of non-residential use."

The 1999 ROD listed the following as the RAOs for groundwater at OU 3:

"The RAO for groundwater was to achieve standards required for the groundwater classification at [Cornhusker AAP]. The groundwater at [Cornhusker AAP] has been classified by the state as GA, which is for public drinking water supply. Also, groundwater at [Cornhusker AAP] is considered Class 1, representing a current source of drinking water of varying value (USATHAMA, 1992). Maximum Contaminant Levels (MCLs), which are the National Primary Drinking Water Standards (40 CFR Part 141), are considered to be chemical-specific [ARARs] for groundwater at [Cornhusker AAP]. If there were no MCLs available for COPCs for groundwater at [Cornhusker AAP], cleanup levels were calculated based on risk from exposure to industrial workers. Furthermore, the State of Nebraska has established numeric water quality standards for groundwater under the Nebraska Administrative Code, Title 118, Groundwater Quality Standards and Use Classification, revised effective September 3, 1991."

6.6.2 Remedy Description

Table 12 presents the summary of preferred remedial alternatives for OU 3 and the COPCs, affected media, and applicable remedial goals.

Table 12 OU 3 Summary of Preferred Remedial Alternatives

AOC	Media	COC	RG	Selected Remedy
Nitrate Area	Soil	Lead	400 mg/kg*	Excavation, Off-Site Disposal of Lead-Contaminated Soil, and Deed Restriction to Prevent Residential Use
Pistol Range	Soil	Lead	400 mg/kg*	Excavation, Off-Site Disposal or RDX- and Lead-Contaminated Soil, and Deed Restriction to Prevent Residential Use
		RDX	52 mg/kg**	
Sanitary Landfill	Soil	RDX	52 mg/kg**	Excavation, Off-Site Disposal of RDX-Contaminated Soil and Deed Restriction to Prevent Residential Use
Shop Area	Soil	Lead	400 mg/kg*	Soil Excavation, Long-term Monitoring for Natural Attenuation of Groundwater, and Deed Restriction to Prevent Residential Use
	Groundwater	1,1,2-TCA	5 µg/L	
		1,2-DCA	5 µg/L	

Notes:
* NDEE TBC Guidance.
** Calculated risk-based value.

The 1999 ROD selected the following remedies for each of the AOCs at OU 3:

> *"**Nitrate Area**: The alternative that has been selected as the preferred remedy for protecting human health under non-residential conditions at the Nitrate Area consists of excavation, off-site disposal of lead contaminated soil, and deed restriction to prevent residential use.*
>
> ***Pistol Range**: The alternative that has been selected as the preferred remedy for protecting human health under non-residential conditions at the Pistol Range consists of excavation, off-site disposal of RDX- and lead-contaminated soil, and deed restriction to prevent residential use.*
>
> ***Sanitary Landfill**: The alternative that has been selected as the preferred remedy for protecting human health under non-residential conditions at the Sanitary Landfill consists of excavation, off-site disposal of RDX contaminated soil, and deed restriction to prevent residential use.*
>
> ***Shop Area**: The alternative that has been selected as the preferred remedy for protecting human health under non-residential conditions at the Shop Area consists of the following:*
>
> - *Excavation, off-site disposal of lead-contaminated soil, and deed restriction to prevent residential use.*

• Long-term monitoring for natural attenuation of chlorinated organic compounds in groundwater and deed restriction to prevent groundwater use.

The deed restrictions will include proprietary institutional controls restricting the future use of the property such as easements or restrictive covenants that are legally enforceable against subsequent. Property owners and instituted, depending on state law, by conveyance or contract. The U.S. Army will be responsible for implementing and maintaining the effectiveness of institutional controls."

6.6.3 REMEDY IMPLEMENTATION

The following presents the implementation of the selected remedies at each of the AOCs, as detailed in the Closeout Report for the Soil Investigation and Excavation of OU 3 (Cape, 2001).

Nitrate Area

Remedial action initiation at the Nitrate Area began in May 2000. Prior to excavation activities, the 75- by 60-foot area located within the General Storage Area/Salvage Yard, where lead-contaminated soils were identified in the 1996 RI, was divided into 20- by 20-foot sections for composite sampling. Composite sampling included four soil samples collected from locations equally distributed within each 20- by 20-foot section. The analytical results of all composite samples were below the selected remedial goal for lead (400 mg/kg). Based on the results of the composite sampling, concentrations of lead in soil at the Nitrate Area were not confirmed above NDEE guidance concentrations. As a result, the remedial goal for lead in soil at the Nitrate Area has been achieved (Cape, 2001).

Most of the buildings in the Nitrate Area, except Building N-17, underwent thermal decomposition and demolition in 2003 and 2004. Following building removal, a geophysical survey did not find any munitions and sampling of soil beneath the building sites determined any COPCs present in the soil occurred at levels that were less than established OU 3 remedial goals.

In August and September 2005, use of field test kits for explosives and an inspection of Building N-17 determined that it was safe for DTE Rail Services, Inc. (which purchased the property in October 2002) to continue using the building for railroad car repair operations. However, because not all building surfaces or wall cavities could be inspected, U.S. Army Technical Center for Explosives Safety determined that any future major structural modification or demolition of the building must be performed by personnel qualified in explosives removal. This restriction was placed in the deed for the property when the property was transferred to DTE Rail Services Inc. in October 2002. The deed also restricted use of the property to commercial, industrial, or agricultural purposes (Hall County, 2019).

Pistol Range

Remedial action initiation at the Pistol Range began in May 2000 with preparations to excavate contaminated soils. Prior to intrusive actions at the site, a magnetic survey was conducted as the site had a potential for unexploded ordnance. On May 24 and 25, 2000, excavation of the two trenches resulted in the removal of 280 cubic yards of lead- and RDX-impacted soil (Cape, 2001).

Following the initial excavation activities, confirmation samples collected and analyzed for lead and RDX found one soil sample exceeded the remedial goal for lead of 400 mg/kg. All other samples collected were below remedial goals. Approximately two additional cubic yards of soil were excavated from the vicinity of the elevated sample location, followed by collection of three additional confirmation samples to confirm contaminated soils were successfully removed from the Pistol Range. All confirmation samples were below remedial goals for lead. On July 12, 2000 through July 14, 2000, fourteen 20-cubic yard roll-off containers of excavated soils were disposed of at the Grand Island Municipal Landfill (Cape, 2001).

Based on confirmation sampling results, the remedial goal for lead and RDX in soil at the Test Trenches within Pistol Range has been achieved, and the concentrations of all remaining soil contamination at the AOC are below the protective levels for industrial use established in the ROD (Cape, 2001).

The remedy for the Pistol Range also includes the implementation of institutional controls to prevent residential land use. The Pistol Range area is currently owned by the U.S. Government (Hall County, 2019).

Sanitary Landfill

The Fuze Destruction Area of the Sanitary Landfill AOC contained surface soil with concentrations of RDX above levels considered to be protective of human health and the environment. Preparations to excavate RDX-contaminated soils began in May 2000 and centered on an area identified in the RI that measured 45 feet by 100 feet where RDX concentrations exceeded 52 mg/kg. Prior to excavation, the Fuze Destruction Area was divided into ten 22.5- by 20-foot sections for further investigation. Composite sampling occurred in each section between 0.5 and 1 foot below ground surface (bgs). The composite samples were analyzed for RDX. Analyses showed RDX contamination to be limited to the one area having an RDX exceedance during the RI (Cape, 2001).

June 2000 soil excavation activities removed 40 cubic yards of soil to approximately 2 to 3 feet bgs, at which point the water table was encountered. Following excavation activities, five confirmation soil samples confirmed RDX contaminated soils were removed from the Fuze Destruction Area. Confirmation sample results were below the cleanup level for RDX (52 mg/kg). The excavated soil was disposed of at the Grand Island Municipal Landfill. Based on the results of the confirmation sampling, concentrations of RDX in soil at the Sanitary Landfill no longer remain above the RAO. As a result, the remedial goal for RDX in soil at the Sanitary Landfill has been achieved, and the

concentrations of all remaining soil contamination at this site are below the protective levels for industrial use established in the ROD (Cape, 2001).

The remedy for the Sanitary Landfill also includes implementation of institutional controls to prevent residential land use. The Sanitary Landfill area is shown in Hall County Records to have been last sold in February 2019. The U.S. Government is identified as the current owner (Hall County, 2019).

Shop Area

The 1999 ROD identified concentrations of lead in soil and VOCs in groundwater to pose an unacceptable risk to human health and the environment at the Shop Area. Lead-contamination soils were identified in the Shop Area AOC, directly east/northeast of Building S-22. In May 2000, nine composite soil samples further delineated contamination east and north of Building S-22, with concentrations of lead detected above the remedial goal at concentrations ranging from 463 mg/kg to 18,300 mg/kg. Six additional soil samples were collected to further delineate lead concentrations at the site, as documented in the Closeout Report for the Soil Investigation and Excavation of OU 3 (Cape, 2001).

In June 2000, soil excavation activities included the removal of a surface area of approximately 1,000 square feet to a depth of 2 feet bgs. Following excavation, seven confirmation samples were analyzed to confirm contaminated soils were removed. The excavated soil was disposed of at the Grand Island Municipal Landfill. Based on the results of the confirmation sampling, concentrations of lead in soil at the Shop Area no longer remain above RAO remedial goals specified in the ROD (400 mg/kg). The concentrations of all remaining soil contamination at this site are below the protective levels for industrial use established in the ROD. (Cape, 2001).

The remedy for the Shop Area also included the implementation of institutional controls to prevent residential land use and deed restrictions to prevent groundwater use. DTE Rail Services, Inc. purchased Parcel 8A and Parcel 8B in December 2005. The deeds restricted use of the property to commercial, industrial, or agricultural purposes. The deed for Parcel 8B also restricted groundwater use (**Appendix G**) (Hall County, 2019).

The remedy for the Shop Area also includes MNA of VOCs in groundwater, which is conducted during the LTM groundwater sampling events at Cornhusker AAP.

6.6.4 Operations and Maintenance

O&M costs at OU 3 included annual LTM and reporting. The O&M costs for OU 3 during the last five years included approximately $15k annually for LTM and $131k annually for reporting. Annual O&M costs estimated in the OU 3 ROD were anticipated to be $108,250 per year.

6.7 PROGRESS SINCE THE THIRD FIVE-YEAR REVIEW

The following presents the protectiveness statement presented in the Third Five-Year Review Report for OU 3 (USACE, 2015):

"The remedy at OU 3 is protective of human health and the environment."

There were no issues or recommendations identified during the Third Five-Year Review.

6.8 DOCUMENT REVIEW

The primary documents reviewed for this Fourth Five-Year Review were:

Bay West/URS, 2015b. 2014 Annual Groundwater Monitoring Report, Remedial Action Operations, Groundwater Treatment Facility at OU 1 and Groundwater Monitoring at OU 1 and OU 3. December.

Bay West/URS, 2017a. 2015 Annual Groundwater Monitoring Report, Remedial Action Operations, Groundwater Treatment Facility at OU 1 and Groundwater Monitoring at OU 1 and OU 3. January.

Bay West/AECOM, 2017b. 2016 Annual Groundwater Monitoring Report, Remedial Action Operations, Groundwater Treatment Facility at OU 1 and Groundwater Monitoring at OU 1 and OU 3. November.

Bay West/AECOM, 2018. 2017 Annual Groundwater Monitoring Report, Remedial Action Operations, Groundwater Treatment Facility at OU 1 and Groundwater Monitoring at OU 1 and OU 3. August.

Brice/AECOM, 2019. 2018 Annual Groundwater Monitoring Report, Remedial Action Operations, Groundwater Treatment Facility at OU 1 and Groundwater Monitoring at OU 1 and OU 3. May.

Cape, 2001. Closeout Report, Soil Investigation and Excavation, Operable Unit No. 3, Cornhusker Army Ammunition Plant, Grand Island, Nebraska. January.

Hall County, 2019. Hall County Assessor Real Estate Search Web Site. https://hall.nebraskaassessors.com/. Accessed January.

USACE, 1999. Record of Decision for Remedial Action, Operable Unit Three, Cornhusker Army Ammunition Plant, Nebraska. October. Prepared by IT Corporation.

USACE, 2015. Third Five-Year Review, Cornhusker Army Ammunition Plant. September.

6.9 DATA REVIEW

6.9.1 SOIL

The 1999 ROD selected similar alternatives as the preferred remedies for the Nitrate Area, Pistol Range, Sanitary Landfill, and Shop Area. Each site required soil excavation, off-site disposal of contaminated soils, and deed restriction to prevent residential use. Confirmation sampling indicated remedial goals based on protection of industrial workers had been met at all sites and require no further soil monitoring.

6.9.2 GROUNDWATER MONITORING PROGRAM

The most recent groundwater sampling event available for review was the 2018 Annual Groundwater Monitoring Report provided by Brice/AECOM. Groundwater samples were taken from two Shop Area monitoring wells (Brice/AECOM, 2019). **Appendix F** presents the historical and analytical data from the OU 3 groundwater monitoring program.

The primary contaminants detected in OU 3 groundwater include 1,1,2-TCA, 1,2-DCA, 2-hexanone, benzene, chloroethane, ethyl benzene, vinyl chloride, and xylenes (total) (Bay West/URS, 2017a).

MCLs at OU 3 were established based on Federal MCLs as remedial goals for 1,2-DCA and 1,1,2-TCA in the OU 3 ROD (USACE, 1999). Remedial goals and MCLs are:

- 5 µg/L for 1,2-DCA, Benzene, and 1,1,2-TCA
- 2 µg/L for vinyl chloride

Recent annual groundwater monitoring reports indicate VOC concentrations exceeded their MCLs for compounds 1,2-DCA and vinyl chloride; however, all other contaminants have been below MCLs since 2014. The 2018 levels of contaminants detected at OU 3 were 11 µg/L for 1,2-DCA and 3.5 µg/L for vinyl chloride (Brice/AECOM, 2019). Benzene has not been detected above the MCL since 2003. Review of historical data suggests 1,1,2-TCA concentrations have been declining since 2001 from 88 µg/L to 2.9 µg/L and has been below the MCL since 2010. Historically, vinyl chloride had only been detected in small amounts in 2000, 2008, and 2016, but 2018 sampling resulted in detections above the MCL for the first time. Vinyl chloride is a breakdown product of 1,1,2-TCA, indicating natural attenuation is occurring at OU 3. Conditions favoring natural attenuation for OU 3 at Cornhusker AAP include:

- Low oxidation/reduction potential values at wells in and immediately downgradient of the 1,2-DCA/vinyl chloride plume support a reducing environment for chlorinated solvents.
- Low dissolved oxygen concentrations at wells in and immediately downgradient of the 1,2-DCA/vinyl chloride plume are favorable for reductive dechlorination of chlorinated solvents.

- Higher methane concentrations at wells in and immediately downgradient of the 1,2-DCA/vinyl chloride plume indicate that microbial degradation of petroleum hydrocarbons using nitrate, Fe3+, sulfate, and CO2 (methanogenesis) is occurring.

Figures 16 through **18** show the VOC plume in the Shop Area AOC from August 2014 to March 2018.

6.10 SITE INSPECTION

The Five-Year Review site inspection of OU 3 was conducted on December 4, 2019. In attendance were Jeff Gill, USACE, Omaha District; Michelle Wilson, USACE, Kansas City District; Nancy Harris, NDEE; and Chris Cicerale and Breanna Stout, DAWSON.

The purpose of the inspection was to visit, observe, and photograph the AOCs to confirm land use restrictions and to observe monitoring wells associated with MNA at the Shop Area AOC. The AOCs comprising OU 3 were observed to be restricted to agricultural or industrial use.

The team observed and photographed the monitoring wells within the Shop Area. All monitoring wells were noted to be in good condition. A site inspection checklist is presented in **Appendix C**. The site inspection photograph log is presented in **Appendix D**.

6.11 TECHNICAL ASSESSMENT

6.11.1 QUESTION A – IS THE REMEDY FUNCTIONING AS INTENDED BY THE DECISION DOCUMENTS?

Yes, the remedy is functioning as intended by the decision document.

Selected remedies for each of the four AOCs at OU 3 included excavation and disposal of contaminated soils, MNA of groundwater (Shop Area only), and institutional controls to prevent residential use. The selected soil remedies for OU 3 are functioning and achieving the desired results as intended in the ROD. Excavation of contaminated soils has been completed, confirmation sampling has been conducted, and institutional controls remain in place. Buildings in the Nitrate Area underwent thermal decomposition and demolition in 2003 and 2004. Following demolition, soil under the building sites was sampled, and it was determined that any chemicals present in the soil occurred at levels less than established OU 3 remedial goals.

DTE Rail Services, Inc. purchased Shop Area AOC and Nitrate Area AOC, including Building N-17, in December 2005 and October 2002, respectively, to continue using the building for railroad car repair operations. Deed restrictions indicate that any future major structural modification or demolition of the building must be performed by personnel qualified in explosives removal. The deed also restricted use of the property to commercial, industrial, or agricultural purposes. The Pistol Range AOC and Sanitary Landfill AOC are currently owned by the U.S. Government (Hall County, 2019).

The remedy for the Shop Area also includes MNA of VOCs in groundwater, which is conducted during the LTM groundwater sampling events at Cornhusker AAP. In the 2018 sampling event, VOC concentrations exceeded their MCLs for compounds 1,2-DCA and vinyl chloride; however, all other contaminants have been below MCLs since 2014. The levels of contaminants detected at OU 3 were 11 µg/L for 1,2-DCA and 3.5 µg/L for vinyl chloride, both breakdown products of 1,1,2-TCA, indicating that natural attenuation is occurring. 1,1,2-TCA has been below its MCL since 2010 (Brice/AECOM, 2019).

6.11.2 Question B – Are the exposure assumptions, toxicity data, cleanup levels and remedial action objectives used at the time of the remedy selection still valid?

Yes, the exposure assumptions, toxicity data, and RAOs used at the time of the remedy selection are not still valid.

Based on the site inspection, current property use remains consistent with the 1997 Reuse Plan. Physical site conditions have not changed in a way that would negatively affect protectiveness of the remedy at OU 3. The exposure assumptions identified in the HHRA for future land use remain the same based on current property use. The 2015 ecological risk evaluation presented in **Appendix I**, based on a review of the ERA, including comparison to current ecological screening levels, indicates that ecological risk issues do not affect the protectiveness of the remedy.

The 2000 ROD specified MCLs for groundwater at OU 3 and NDEE TBC Guidance for industrial soils for PAHs and EPA Region 3 industrial soil RBCs for TNT. The RBCs have since been replaced by RSLs, and NDEE established Nebraska Voluntary Cleanup Program industrial soil remedial goals in 2018 for the PAHs identified in the 2000 ROD as COPCs. **Table 13** presents the remedial goal at the time of the ROD and indicates whether there is a potential change in risk. There were no potential changes in risk identified.

Table 13 OU 3 Remedial Goals Risk Evaluation

COPC	Media	Remedial Goal		Potential Change in Risk?
Lead	Soil	ROD	400 mg/kg*	No. ROD remedial goal equivalent to risk based residential RSL
		EPA RSL	800 mg/kg	
Benzo[a]anthracene	Soil	ROD	33 mg/kg*	No. ROD remedial goal within acceptable risk range (within Cancer Risk range of 10^{-6} to 10^{-4}) and still valid. Concentrations detected during the 1996 RI were below the NDEE TBC Guidance value.
		NDEE TBC Guidance	3.0 mg/kg	

COPC	Media	Remedial Goal		Potential Change in Risk?
Benzo[a]pyrene	Soil	ROD	33 mg/kg*	No. ROD remedial goal within acceptable risk range (less than HQ 1 and within Cancer Risk range of 10^{-6} to 10^{-4}) and still valid. Concentrations detected during the 1996 RI were below the NDEE TBC Guidance value.
		NDEE TBC Guidance	19 mg/kg	
Benzo[b]fluoranthene	Soil	ROD	33 mg/kg*	No. No remedial goal identified in the 2018 Nebraska Voluntary Cleanup Program Guidance Document. ROD remedial goal within acceptable risk range (less than HQ 1 and within Cancer Risk range of 10-6 to 10-4) and still valid.
		NDEE TBC Guidance	N/A**	
Benzo[k]fluoranthene	Soil	ROD	33 mg/kg*	No. ROD remedial goal less than risk-based industrial remedial goals.
		NDEE TBC Guidance	1,900 mg/kg	
Chrysene	Soil	ROD	33 mg/kg*	No. ROD remedial goal less than risk-based industrial remedial goals.
		NDEE TBC Guidance	19,000 mg/kg	
Dibenz[a,h]anthracene	Soil	ROD	33 mg/kg*	No. ROD remedial goal within acceptable risk range (within Cancer Risk range of 10^{-6} to 10^{-4}) and still valid. Concentrations detected during the 1996 RI were below the EPA RSL value.
		EPA RSL	19 mg/kg	
Indeno[1,2,3-c,d] pyrene	Soil	ROD	33 mg/kg*	No. ROD remedial goal within acceptable risk range (within Cancer Risk range of 10^{-6} to 10^{-4}).
		EPA RSL	190 mg/kg	
RDX	Soil	ROD	52 mg/kg***	No. ROD remedial goal within acceptable risk range (less than HQ 1 and within the Cancer Risk range of 10^{-6} to 10^{-4}) and still valid.
		EPA RSL	38 mg/kg	
1,1,2-TCA	Groundwater	ROD	5 µg/L	No. No change in MCL.

COPC	Media	Remedial Goal		Potential Change in Risk?
		EPA MCL	5 µg/L	
1,2-DCA	Groundwater	ROD	5 µg/L	No. No change in MCL.
		EPA MCL	5 µg/L	
Benzene	Groundwater	ROD	5 µg/L	No. No change in MCL.
		EPA MCL	5 µg/L	

Notes:
* NDEE TBC Guidance
** No value listed in the 2018 Nebraska Voluntary Cleanup Program Guidance Document.
*** Calculated industrial RSL based on cancer risk of 10^{-6} and HQ 1.

6.11.3 Question C – Has any other information come to light that could call into question the protectiveness of the remedy?

There is no other information that calls into question the protectiveness of the remedy. No new ecological risks have been identified. There have been no impacts from natural disaster events or weather-related events that have affected the protectiveness of the remedy.

6.11.4 Technical Assessment Summary

The remedy at OU 3 is functioning as intended. Excavation and off-site disposal of contaminated soil has been achieved, and continued LTM indicates VOCs show a decreasing trend at the Shop Area AOC. Deed restrictions prevent residential use and are documented in real estate transactions.

There have been changes in the toxicity factors that were used in calculation of remedial goals for COPCs specified in the ROD, specifically for PAHs; however, the remedial goals specified in the ROD continue to be within the acceptable Cancer Risk range of 10^{-6} to 10^{-4}. There has been no change to the standardized risk assessment methodology that could affect the protectiveness of the remedy.

6.12 ISSUES

No issues were identified during this Five-Year Review that prevent the remedy from being protective now or in the future.

6.13 RECOMMENDATIONS AND FOLLOW-UP ACTIONS

No recommendations or follow-up actions are required since there are no issues identified during this Five-Year Review that affect current or future protectiveness of the remedy.

6.14 OTHER FINDINGS

After the diesel contaminated soil removal actions took place at OU 3, total petroleum hydrocarbons – diesel range organic (TPH-DRO) was added to the groundwater monitoring sampling parameters beginning in 2004. All detections of TPH-DRO have been below the Nebraska risk-based concentration (RBC) (10 milligrams per liter [mg/L]) for groundwater (NDEQ, 2009). In March 2018, the TPH-DRO concentration was reported to be 2.1 mg/L. In addition, all buildings at OU 3 are located upgradient to the monitoring well SHGW03 where TPH-DRO has been detected (Brice/AECOM, 2019). Risk for vapor intrusion at OU 3 is negligible since the TPH-DRO detections are below the Nebraska risk-based concentration of 10 mg/L.

Registered domestic and irrigation groundwater wells on the Nebraska Department of Natural Resources Groundwater Interactive Map identify two domestic groundwater wells (Registration Nos. G-145780 and G-145781), completed in 2007, located within the Shop Area AOC. Well G-145781 is identified as being used for hand washing and restroom facilities. No new wells have been installed at the Shop Area AOC since the Third Five-Year Review; however, the presence of these wells in the Shop Area AOC indicate the remedy element to abide by deed restrictions to prevent groundwater use at the Shop Area AOC is not functioning as intended by the ROD.

Upon evaluation of the transfer of the Shop Area AOC property, the property was subdivided to include two parcels, Parcel 8A and Parcel 8B. The deeds transferring each parcel included deed restrictions that restricted the use of the property for domestic purposes. Parcel 8A contains the two registered domestic wells. The deed transferring Parcel 8B, which includes the VOC plume, further included groundwater use restrictions. Both deeds included reference to a May 2005 Finding Of Suitability to Transfer (FOST) that documents the environmental suitability of Parcels 8A and 8B at Cornhusker AAP for transfer through negotiated sale by USACE – Omaha District. The FOST also identifies the land use restrictions as specified in Environmental Protection Provisions necessary to protect human health or the environment after such transfer. **Appendix G** includes the referenced deeds and May 2005 FOST.

As evidenced by the presence of the domestic wells within the Shop Area AOC (located on Parcel 8A), the remedy element to abide by deed restrictions to prevent groundwater use at the Shop Area AOC would appear to not be functioning as intended by the ROD. The Fourth Five-Year Review recommends the completion of a Memorandum to File to document that the Shop Area has been subdivided into two parcels. The Memorandum to File should include descriptions of each parcel and identify the applicable deed restrictions for each parcel.

6.15 PROTECTIVENESS STATEMENT

The remedy at OU 3 is protective of human health and the environment.

Excavation and off-site disposal of contaminated soil has been achieved, and continued LTM indicates VOCs show a decreasing trend at the Shop Area AOC. Deed restrictions

prevent residential use and are documented in real estate transactions. The remedial goals specified in the ROD continue to be within the acceptable Cancer Risk range of 10^{-6} to 10^{-4}. There has been no change to the standardized risk assessment methodology that could affect the protectiveness of the remedy.

This page intentionally left blank.

7.0 OPERABLE UNIT 4 (HQAES 31135.1060)

7.1 SITE CHRONOLOGY

Information on site chronology for OU 4 (HQAES 31135.1060) is presented below in **Table 14**.

Table 14 Chronology of OU 4 (HQAES 31135.1060)

Event	Date (Year)
Operation of Cornhusker AAP	1942 - 1973 (intermittently)
Completion of Incineration Project and soil removal	1987 -1988
Completion of Interim Removal Action	December 1994
Completion of site-wide Remedial Investigation/Feasibility Study	November 1996
Signature of OU 4 Record of Decision	February 18, 2000
Initiation of Remedial Action	July 2001
Signature of First Five-Year Review Report	September 17, 2004
Completion of Remedial Action	October 2007
Signature of Second Five-Year Review Report	September 14, 2010
Signature of Third Five-Year Review Report	August 13, 2015

7.2 PHYSICAL CHARACTERISTICS

OU 4 includes Load Lines 1 through 5 and Gravel and Clay Pit Areas. Load Lines 1 through 5 are in the central portion of Cornhusker AAP (**Figure 19**). The Gravel and Clay Pit Area is in the western part of Cornhusker AAP, between the perimeter fence of Load Line 4 and Ninth Avenue. The Gravel and Clay Pit Area measures approximately 600 feet by 1,800 feet (approximately 25 acres) and is covered by natural grassland vegetation and some wooded areas (USACE, 2000).

7.3 HISTORY OF CONTAMINATION

Major operations conducted at Load Lines 1 through 4 included screening, melting and mixing; rod and pellet manufacturing; remelting; and refilling. Air-borne explosive material generated during production was removed from the buildings by ventilation systems equipped with Schneible wet scrubbers. The water from the Schneible units ran through settling tanks and was recycled through the scrubber. Interior building drains disposed of the wastewater from this process to concrete pits containing canvas-like filter bags, known as sack sumps, that were designed to filter out solid explosive particles. The filtered wastewater was discharged via open concrete channels into earthen impoundments referred to as explosive wastewater cesspools. These impoundments had brick or masonry-lined sidewalls but were open at the bottom, allowing wastewater to

infiltrate directly into the alluvial Grand Island Formation aquifer. Water that did not infiltrate the bottom of the impoundment was routed through an overflow pipe into a leaching pit (USACE, 2000).

The limited filtering effectiveness of the sack sumps allowed solid particles containing explosives to flow into the earthen impoundments. The residue was periodically scrapped from the bottom of the earthen impoundments and leaching pits and ignited at the Burning Grounds (OU 5), located in the northwest section of Cornhusker AAP. Wastewater was also generated from periodic washing of machinery, interior-building surfaces, and carts used for transporting the munitions through the process areas. This wash water also discharged to the sack sumps, explosive wastewater cesspools, and leaching pits (USATHAMA, 1980).

The 1980 Installation Assessment indicated the Gravel and Clay Pit Area was used for clay and borrow activities as well as for the disposal of construction debris and other trash (USATHAMA, 1980). Eight areas within the Gravel and Clay Pit Area were identified as AOCs: the Clay Pit Area, the Low-Lying Area, the Excavation South of the Low-Lying Area, the Northeast Depression, IRA Site 25, the Tree-Surrounded Impoundment, the Lumber-Filled Excavation, and the Debris Pile.

7.4 INITIAL RESPONSE

Contaminated soil as a result of munitions manufacturing operations at Cornhusker AAP was identified at 58 impoundments, cesspools, and leach pits. Incineration of contaminated soil began in August 1987 as part of an Installation Restoration Incineration Program. Upon completion in August 1988, the Installation Restoration Incineration Program incinerated 44,722 tons of contaminated soil and ash. Incineration ash was placed into trenches northeast of Load Line 2 and south of the North Magazine Area. Ash disposal trenches were approximately 15 feet wide, 6 feet deep, and varying lengths. After the level of the compacted ash within a trench was brought up to grade, a 2-foot cap of topsoil was applied. The site was then fertilized and seeded. Excavations were filled to within 2 feet of existing grade at each site and covered with 2 feet of rich black loam. Sites were then brought to final grade and fertilized and seeded (USACE, 2000).

USACE completed an IRA in 1994 at 25 sites at Cornhusker AAP. At OU 4, removal actions at 23 AOCs resulted in the removal of approximately 5,000 tons of explosives contaminated soil based on remedial goals of 5 mg/kg for TNT and/or RDX in soils. Contaminated soil was removed from each IRA Site (USACE, 2000).

Based on the site screening results, a second phase of soil removal occurred in December 1994 to remove additional soil from portions of IRA Sites 3, 4, 5, 6, 7, 8, 10, 11, 14, 15, 17, 18, and 22. IRA Sites 3, 4, 5, 6, and 7 were located at Load Line 1; IRA Sites 8, 10, and 11 were located at Load Line 2; IRA Sites 14 and 15 were located at Load Line 3; and IRA Sites 17, 18, and 22 were located at Load Line 4. Following excavation, waste classification sampling of the removed soils was conducted, and all soil was removed offsite to the Highway 36 Land Development Company located near

Deer Trail, Colorado. Except for IRA Site 25; the excavations were not backfilled to allow for 1995 RI confirmation sampling (USACE, 2000).

Except for one detection of TNT at IRA Site 4, COPCs detected at the load lines following removal actions were all below the calculated risk-based remedial goals based on non-residential use (i.e., industrial and agricultural) and below EPA Region 3 residential soil RBCs (USACE, 2000).

7.5 BASIS FOR TAKING ACTION

7.5.1 HUMAN HEALTH RISK ASSESSMENT

The HHRA concluded that for Load Line 1, excess lifetime cancer risks in surface and subsurface soil for current and future land use scenarios were within the NCP $1x10^{-6}$ to $1x10^{-4}$ risk range. HIs were less than 1.0 for non-carcinogens (USACE, 2000).

Results of the model predicted that the soil lead concentrations (arithmetic mean surface soil exposure point concentration of 5,900 mg/kg) at the “Pistol Range” are likely to have an adverse effect on the exposed child resident.

7.5.2 ECOLOGICAL RISK

An ERA assessed the potential for adverse effects to ecological receptors resulting from exposure to site-related chemicals detected in surface soil, surface water, and sediment at Cornhusker AAP. The receptor species and/or groups selected for quantitative evaluation included terrestrial plants, earthworms, aquatic life, deer mouse, deer, and the American robin (USACE, 2000).

Results of the ERA indicated exposures that derive from constituent concentrations in soil exceed the TRVs (i.e., guidelines that represent levels that are protective of terrestrial plants, earthworms, deer mouse, deer and American robin). The ERA indicated there is potential for adverse effects to terrestrial plants and earthworms. However, risks associated with exposures to chemicals in surface soils at OU 4 are considered an overestimation because the areas comprising OU 4 are considered to have poor-quality habitat due to past and present uses (i.e., industrial operations) and abundance of manmade structures. As a result of the poor-quality habitat, extensive use of these areas by terrestrial receptors is not expected (USACE, 2000).

7.6 REMEDIAL ACTIONS

7.6.1 REMEDIAL ACTION OBJECTIVES

The 2000 ROD listed the following as qualitative and quantitative RAOs for OU 4 (USACE, 2000):

Qualitative RAO

"The qualitative RAO for OU 4 is to allow land use for purposes other than residential."

Quantitative RAOs

"Results of the HHRA indicate that potential risks associated with exposure to chemicals at [Cornhusker AAP] were within acceptable range for carcinogens and below the HI trigger value of 1.0 for noncarcinogens for the most contaminated site in OU 4 (i.e., Load Line 1). From a comparative analysis, the Army indicated that risks associated with other, less contaminated sites in OU 4 should be lower than those at Load Line 1. However, because a risk assessment was not performed for each site, the Army, EPA and [NDEE] agreed to develop cleanup levels using industrial exposure scenarios combined with a health-protective target risk of 10^{-6} for carcinogens and a HI of [1.0] for noncarcinogens. When completed, remedial activities achieving these risk-based cleanup goals will ensure the protection of both agricultural and industrial workers.

For lead, the results of the IEUBK model show that adverse effects are possible from exposure of lead to children (incidental ingestion). The potential adverse effect triggered the need for RAOs for lead. The [NDEE] TBC guidance of 400 mg/kg is considered to be protective of human health under non-residential conditions.

[PAHs] were also identified as soil COPCs at the Gravel and Clay Pit Area at OU 4. The risk-based cleanup levels calculated were far below the numerical cleanup level typical of sites in Nebraska. With concurrence from [EPA], the [NDEE] guidance of 33 mg/kg is considered protective of non-residential use."

7.6.2 REMEDY DESCRIPTION

The 2000 ROD selected the following remedy at OU 4 (USACE, 2000):

"The selected remedy for addressing soil contamination in the Unsaturated Zone at Load Lines 1-5 is Alternative 2 – Deed restrictions to prevent residential use. The deed restrictions will include proprietary institutional controls restricting the future use of the property such as easements or restrictive covenants that are legally enforceable against subsequent

property owners and instituted, depending on state law, by conveyance or contract. The U.S. Army will be responsible for implementing and maintaining the effectiveness of the institutional controls."

7.6.3 Remedy Implementation

Since the ROD, deeds transferring OU 4 property have included deed restrictions limiting use of the property to agricultural or industrial use. Five-year review site inspections confirm no change in land use.

When activities were initiated to excess the load lines, it was determined that additional actions were required for the buildings, piping, and other equipment at Load Lines 1 through 4. In order to facilitate transfer of the load lines to the public, EPA informally agreed to expedite explosive safety actions. These explosive safety actions are not deemed to be environmental actions subject to CERCLA. Instead, remedial activities associated with the actual load line buildings are subject to the National Defense Authorization Act (Public Law 103-337), which was enacted on October 5, 1994, prior to the signing of the OU 4 ROD in February 2000 (USACE, 2015).

Building demolition activities at the load lines included removal of roofing and siding made of transite (a non-friable asbestos-containing cement building material), flashing and burning, demolition, and restoration of the site, leaving only the foundations in place. A succession of actions at the load lines included removal of asbestos-containing materials, thermal decomposition and demolition of load line buildings, removal of sewer lines, and remediation of explosives contaminated soil (USACE, 2015).

All explosive safety actions to certify the load line tracts as safe for public transfer were conducted in accordance with Department of Defense Explosives Safety Board regulations. In addition, all explosive safety actions were performed in compliance with Federal, State, and local regulations. At the conclusion of these actions, the load line properties were certified as safe for sale to the general public with regard to explosive hazards. In addition, explosives-contaminated soil beneath the load line buildings was excavated until sampling confirmed concentrations to be below the industrial remedial goals specified in the OU 4 ROD (USACE, 2015).

7.6.4 Operations and Maintenance

There are no O&M costs associated with OU 4.

7.7 PROGRESS SINCE THE THIRD FIVE-YEAR REVIEW

The following presents the protectiveness statement presented in the Third Five-Year Review Report for OU 4 (USACE, 2015):

"The remedy at OU 4 is protective of human health and the environment."

There were no issues or recommendations identified during the Third Five-Year Review.

7.8 DOCUMENT REVIEW

The primary documents reviewed for this Fourth Five-Year Review were:

Hall County, 2019. Hall County Assessor Real Estate Search Web Site. https://hall.nebraskaassessors.com/. Accessed January.

USACE, 2000. Final Record of Decision for Institutional Controls, Operable Unit Four, Cornhusker Army Ammunition Plant. February. Prepared by IT Corporation.

USACE, 2015. Third Five-Year Review, Cornhusker Army Ammunition Plant. September.

USATHAMA, 1980. Installation Assessment of Cornhusker Army Ammunition Plant, Report 155. March.

USATHAMA, 1986. Installation Restoration Program, Cornhusker Army Ammunition Plant, Summary Remedial Investigation/Feasibility Study, Report AMXTH-IR-86086. Prepared for: Commander, U.S. Toxic and Hazardous Materials Agency, Aberdeen Proving Ground, Maryland.

7.9 DATA REVIEW

No soil sampling data has been generated during this Fourth Five-Year Review period. Groundwater monitoring is not required by the ROD, and as a result no updated monitoring data has been produced since the ROD.

7.10 SITE INSPECTION

The Five-Year Review inspection of OU 4 was conducted on December 4, 2019. In attendance were Jeff Gill, USACE, Omaha District; Michelle Wilson, USACE, Kansas City District; Nancy Harris, NDEE; and Chris Cicerale and Breanna Stout, DAWSON.

The purpose of the inspection was to visit, observe, and photograph the AOCs to confirm land use restrictions. The AOCs comprising OU 4 were observed to be restricted to agricultural or industrial use. A site inspection checklist is presented in **Appendix C**. The site inspection photograph log is presented in **Appendix D**.

7.11 TECHNICAL ASSESSMENT

7.11.1 QUESTION A – IS THE REMEDY FUNCTIONING AS INTENDED BY THE DECISION DOCUMENT?

Yes, the remedy is functioning as intended by the decision document, which identified the remedy as institutional controls to prevent residential use. The remedy for OU 4 is functioning and achieving the desired results as intended in the associated ROD document. Most of the Cornhusker AAP property has been transferred out of U.S. Government ownership. The deeds for the former load line properties restrict land use to commercial, industrial, and agricultural and do not permit residential use of the land (Hall County, 2019). Visual observation of the property during the site inspection also

confirmed no private residences, and the land is currently being used for agricultural or industrial purposes.

7.11.2 Question B – Are the exposure assumptions, toxicity data, cleanup levels and remedial action objectives used at the time of the remedy selection still valid?

Yes, the exposure assumptions, toxicity data, and RAOs used at the time of the remedy selection are still valid.

Based on the site inspection, current property use remains consistent with the 1997 Reuse Plan. Physical site conditions have not changed in a way that would negatively affect protectiveness of the remedy at OU 4. The exposure assumptions identified in the HHRA for future land use remain the same based on current property use. The 2015 ecological risk evaluation presented in **Appendix I**, based on a review of the ERA, including comparison to current ecological screening levels, indicates that ecological risk issues do not affect the protectiveness of the remedy.

For soils at OU 4, the 2000 ROD specified NDEE TBC Guidance for industrial soils for PAHs and EPA Region 3 industrial soil RBCs for TNT. The RBCs have since been replaced by RSLs, and NDEE established Nebraska Voluntary Cleanup Program industrial soil remedial goals in 2018 for the PAHs identified in the 2000 ROD as COPCs. **Table 15** presents the remedial goal at the time of the ROD, as well as the current (2019) remedial goals and indicates whether there is a potential change in risk. There were no potential changes in risk identified.

Table 15 OU 4 Soil Remedial Goals

COPC	Remedial Goal		Potential Change in Risk?
Benzo[a]anthracene	ROD	33 mg/kg	No. ROD remedial goal within acceptable risk range (within the Cancer Risk range of 10^{-6} to 10^{-4}) and still valid. Concentrations detected during the 1996 RI were below the NDEE TBC Guidance values.
	Current*	3.0 mg/kg	
Benzo[a]pyrene	ROD	33 mg/kg	No. ROD remedial goal within acceptable risk range (less than HQ 1 and within the Cancer Risk range of 10^{-6} to 10^{-4}) and still valid. Concentrations detected during the 1996 RI were below the NDEE TBC Guidance values.
	Current*	19 mg/kg	
Benzo[b]fluoranthene	ROD	33 mg/kg	No. No remedial goal identified in the 2018 Nebraska Voluntary
	Current*	N/A	

COPC	Remedial Goal		Potential Change in Risk?
			Cleanup Program Guidance Document.
Benzo[k]fluoranthene	ROD	33 mg/kg	No. ROD remedial goal less than risk-based industrial remedial goals.
	Current*	1,900 mg/kg	
Chrysene	ROD	33 mg/kg	No. ROD remedial goal less than risk-based industrial remedial goals.
	Current*	19,000 mg/kg	
Dibenz[a,h]anthracene	ROD	33 mg/kg	No. ROD remedial goal within acceptable risk range (within the Cancer Risk range of 10^{-6} to 10^{-4}) and still valid. Concentrations detected during the 1996 RI were below the NDEE TBC Guidance values.
	Current*	19 mg/kg	
Indeno[1,2,3-c,d] pyrene	ROD	33 mg/kg	No. ROD remedial goal within acceptable risk range (less than Cancer Risk 10^{-4}).
	Current*	190 mg/kg	
TNT	ROD	191 mg/kg	No. ROD remedial goal within acceptable risk range (less than HQ 1 and within the Cancer Risk range of 10^{-6} to 10^{-4}) and still valid.
	Current*	96 mg/kg	

* Calculated industrial RSL based on cancer risk of 10^{-6} and HQ 1.
** No value listed in the 2018 Nebraska Voluntary Cleanup Program Guidance Document.

7.11.3 Question C – Has any other information come to light that could call into question the protectiveness of the remedy?

There is no other information that calls into question the protectiveness of the remedy. No new ecological risks have been identified. There have been no impacts from natural disaster events or weather-related events that have affected the protectiveness of the remedy.

7.11.4 Technical Assessment Summary

The remedy at OU 4 was implemented and is functioning as intended. Deed restrictions to prevent residential use are documented in real estate transactions. The review of documents, ARARs, risk assumptions, and the results of the site inspections indicate that the remedy of deed restrictions at OU 4 is functioning as intended in the ROD. Changes in toxicity factors have resulted in RSLs that are lower than ROD remedial goals; however, the ROD remedial goals continue to be within the acceptable risk range.

7.12 ISSUES

No issues were identified during this Five-Year Review that prevent the remedy from being protective now or in the future.

7.13 RECOMMENDATIONS AND FOLLOW-UP ACTIONS

No recommendations or follow-up actions are required since there are no issues identified during this Five-Year Review that affect current or future protectiveness of the remedy.

7.14 PROTECTIVENESS STATEMENT

The remedy at OU 4 is protective of human health and the environment.

Deeds for the OU 4 properties restrict land use to commercial, industrial, and agricultural and do not permit residential use of the land, and visual observation of the property during the site inspection confirmed no private residences, and the land is currently being used for agricultural or industrial purposes.

This page intentionally left blank.

8.0 NEXT REVIEW

The next Five-Year Review will be due by September 20, 2025.

This page intentionally left blank.

9.0 REFERENCES

Bay West/URS, 2015a. 2013 Subsurface Injection Annual Report, OU 1 Remedial Action Operations, Cornhusker Army Ammunition Plant. January.

Bay West/URS, 2015b. 2014 Annual Groundwater Monitoring Report, Remedial Action Operations, Groundwater Treatment Facility at OU 1 and Groundwater Monitoring at OU 1 and OU 3. December.

Bay West/URS, 2017a. 2015 Annual Groundwater Monitoring Report, Remedial Action Operations, Groundwater Treatment Facility at OU 1 and Groundwater Monitoring at OU 1 and OU 3. January.

Bay West/AECOM, 2017b. 2016 Annual Groundwater Monitoring Report, Remedial Action Operations, Groundwater Treatment Facility at OU 1 and Groundwater Monitoring at OU 1 and OU 3. November.

Bay West/AECOM, 2018. 2017 Annual Groundwater Monitoring Report, Remedial Action Operations, Groundwater Treatment Facility at OU 1 and Groundwater Monitoring at OU 1 and OU 3. August.

Brice/AECOM, 2019. 2018 Annual Groundwater Monitoring Report, Remedial Action Operations, Groundwater Treatment Facility at OU 1 and Groundwater Monitoring at OU 1 and OU 3. May.

Cape, 2001. Closeout Report, Soil Investigation and Excavation, Operable Unit No. 3, Cornhusker Army Ammunition Plant, Grand Island, Nebraska. January.

CET Environmental Services, Inc., 1999a. Cornhusker Army Ammunitions Depot, Instrumentation and Controls Operations Manuals, Volumes I through IV. January.

CET Environmental Services, Inc., 1999b. Operation and Maintenance Manuals, Volumes 1 through 3, Operable Unit 1, Groundwater Treatment Plant, Cornhusker Army Ammunition Plant, Grand Island, Nebraska. March.

Central Platte Natural Resource District (CPNRD), 2013. Groundwater Management Plan, Rules, and Regulations, Vol. 1. http://www.cpnrd.org/Management%20 plants.html

DAWSON, 2019. Land Use Control Implementation Plan, Former Cornhusker Army Ammunition Plant, Grand Island, Nebraska. August.

Title 40, Code of Federal Regulations (CFR), Section 300. The National Oil and Hazardous Substances Pollution Contingency Plan.

EPA, 1989a. Risk Assessment Guidance for Superfund, Volume I: Human Health Evaluation Manual (Part A), Interim Final. EPA/540/1-89/002, Office of Emergency and Remedial Response, Washington: USEPA

EPA, December 1989b. Federal Facility Agreement (Docket No. VII-90-F-0004) in the Matter of the United States Department of the Army, Cornhusker Army Ammunition Plant, Hall County, Nebraska.

EPA, 1991. Human Health Evaluation Manual, Supplemental Guidance: "Standard Default Exposure Factors", OSWER Directive 9285.6-03, March.

EPA, 2001. Comprehensive Five-Year Review Guidance. Office of Solid Waste and Emergency Response (OSWER) Directive Number 9355.7-038-P. June 2001.

EPA, 2004. Risk Assessment Guidance for Superfund Volume I: Human Health Evaluation Manual (Part E, Supplemental Guidance for Dermal Risk Assessment), Final. OSWER 9285.7-02EP, July.

EPA, 2014. Human Health Evaluation Manual, Supplemental Guidance: Update of Standard Default Exposure Factors. Office of Superfund Remediation and Technology Innovation. OSWER Directive 9200.1-120. February 2014.

Hall County, 2019. Hall County Assessor Real Estate Search Web Site. https://hall.nebraskaassessors.com/. Accessed January.

HydroGeoLogic, Inc. (HGL) and URS, 2002. March 2002 Annual Sampling Event for the Long-Term Monitoring Program, Cornhusker Army Ammunition Plant, Grand Island, Nebraska. June.

HGL, 2004. First Five-Year Review, Cornhusker Army Ammunition Plant, Grand Island, Nebraska. September.

ICF Kaiser Engineers (ICF KE), 1996. U.S. Army Environmental Center, Cornhusker Army Ammunition Plant, Final Remedial Investigation/Feasibility Study. November.

NDEQ, 2009. Risk-Based Corrective Action at Petroleum Release Sites; Tier 1/Tier 2 Assessments & Reports. May.

RKG Associates, Inc. and Black & Veatch Special Projects Corp., 1997. Comprehensive Reuse Plan for the Cornhusker Army Ammunition Plant. December.

USAEC, 2001. OU 1 ROD Amendment, Cornhusker Army Ammunition Plant, Grand Island, Nebraska. August. Prepared by URS Corporation.

USAEC, 1993. Site Characterization Document, Cornhusker Army Ammunition Plant. Prepared by Watkins-Johnson Environmental, Inc. for USAEC. June.

USACE, 1994. Interim Action Record of Decision, Cornhusker Army Ammunition Plant, Operable Unit 1 – Groundwater, Grand Island, Nebraska. September.

USACE, 1997. Explanation of Significant Differences, Cornhusker Army Ammunition Plant, Operable Unit One. February.

USACE, 1998. Record of Decision, Operable Unit Two, Cornhusker Army Ammunition Plant. September. Prepared by ICF Kaiser Engineers.

USACE, 1999. Record of Decision for Remedial Action, Operable Unit Three, Cornhusker Army Ammunition Plant, Nebraska. October. Prepared by IT Corporation.

USACE, 2000. Final Record of Decision for Institutional Controls, Operable Unit Four, Cornhusker Army Ammunition Plant. February. Prepared by IT Corporation.

USACE, 2015. Third Five-Year Review, Cornhusker Army Ammunition Plant. September.

USATHAMA, 1980. Installation Assessment of Cornhusker Army Ammunition Plant, Report 155. March.

USATHAMA, 1986. Installation Restoration Program, Cornhusker Army Ammunition Plant, Summary Remedial Investigation/Feasibility Study, Report AMXTH-IR-86086. Prepared for: Commander, U.S. Toxic and Hazardous Materials Agency, Aberdeen Proving Ground, Maryland.

This page intentionally left blank.

FIGURES

This page intentionally left blank.

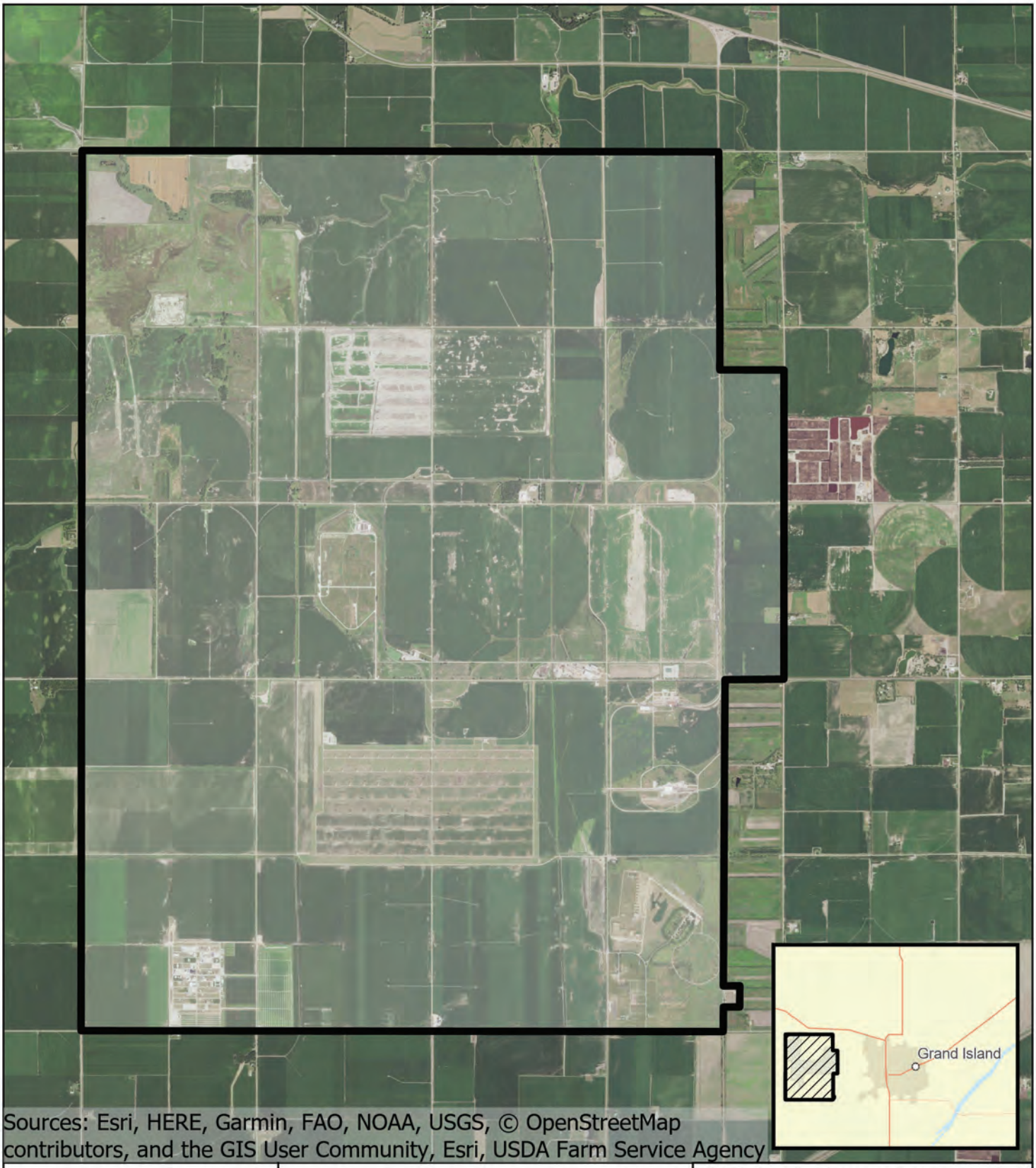

Sources: Esri, HERE, Garmin, FAO, NOAA, USGS, © OpenStreetMap contributors, and the GIS User Community, Esri, USDA Farm Service Agency

DAWSON

Legend

Facility Boundary

N

0 0.5 1 2 Miles

Figure 1: Cornhusker Army Ammunition Plant Site Location

Fourth Five-Year Review Report
Cornhusker Army Ammunition Plant

Project No. 10624
January 2020

This page intentionally left blank.

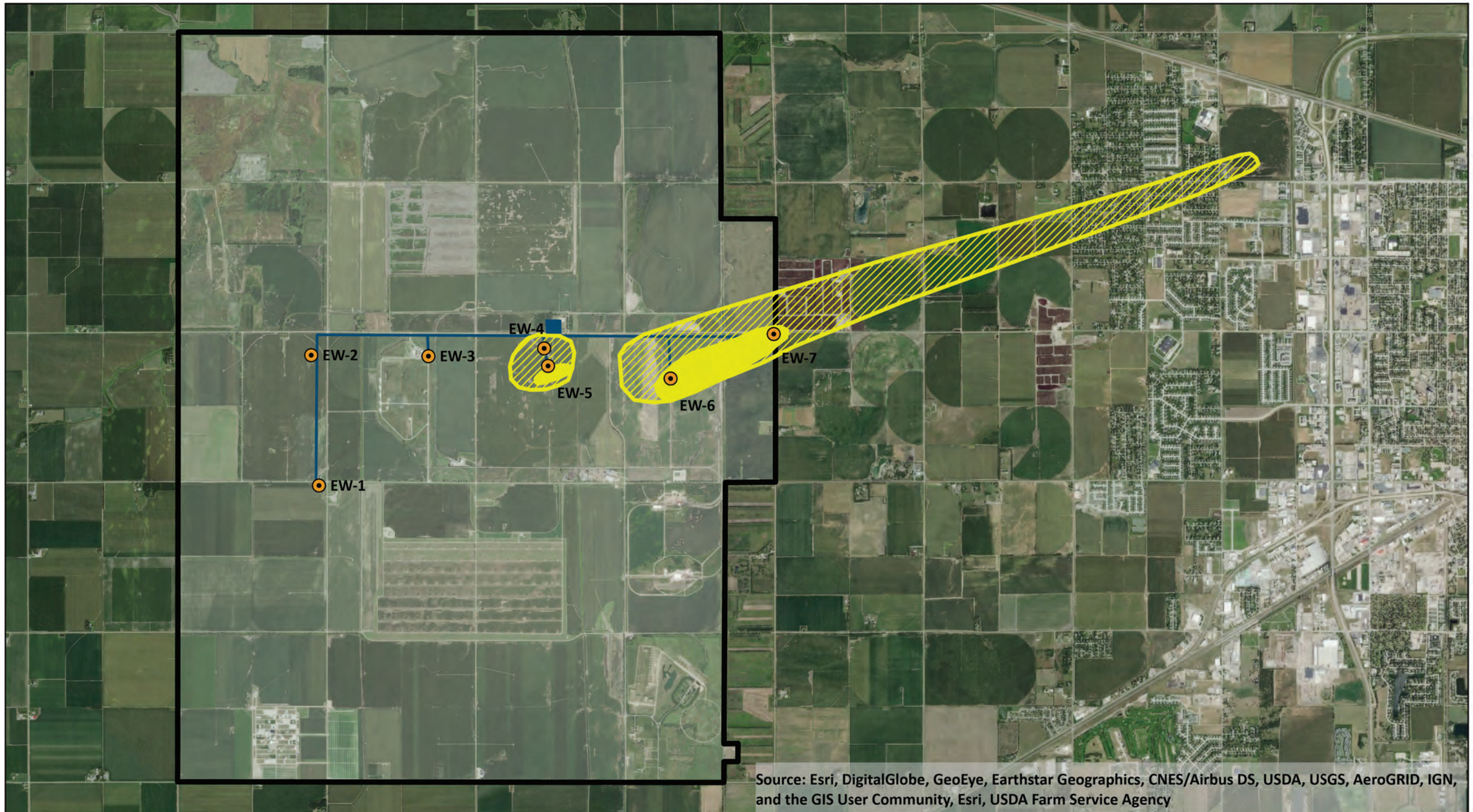

DAWSON

N

0 0.5 1 2 Miles

Groundwater Extraction Wells

Interpreted horizontal extent of total explosives >2 µg/L

Interpreted horizontal extent of total explosives >200 µg/L

Groundwater Treatment Facility

Goundwater Piping

Facility Boundary

Figure 2: Cornhusker Army Ammunition Plant OU 1

Fourth Five-Year Review Report Cornhusker Army Ammunition Plant

Project No. 10624
January 2020

This page intentionally left blank.

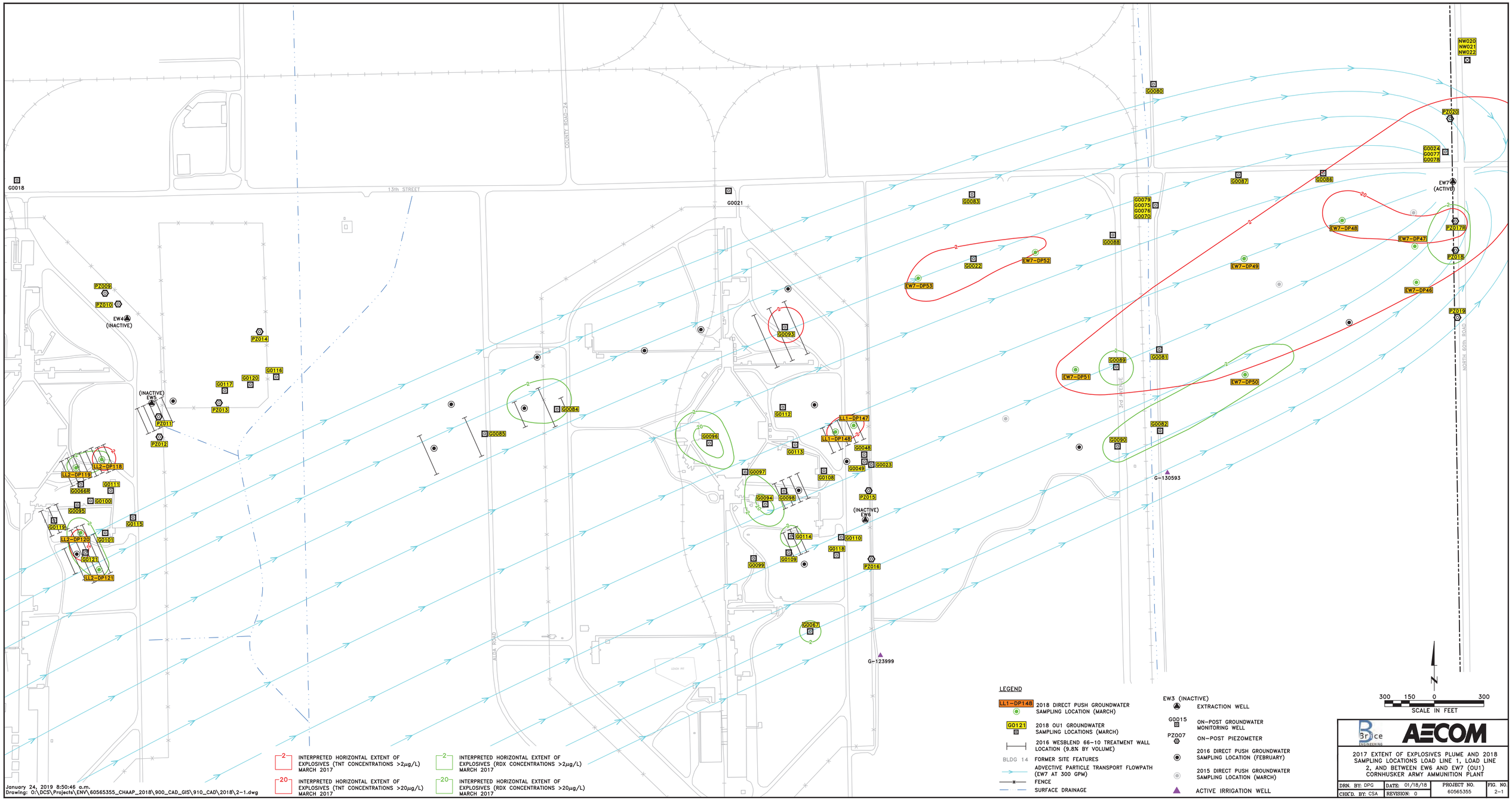

Figure 3: 2017 Extent of Explosives Plume and 2018 Sampling Locations, Load Line 1, Load Line 2, and Between EW6 and EW7 (OU1)

This page intentionally left blank.

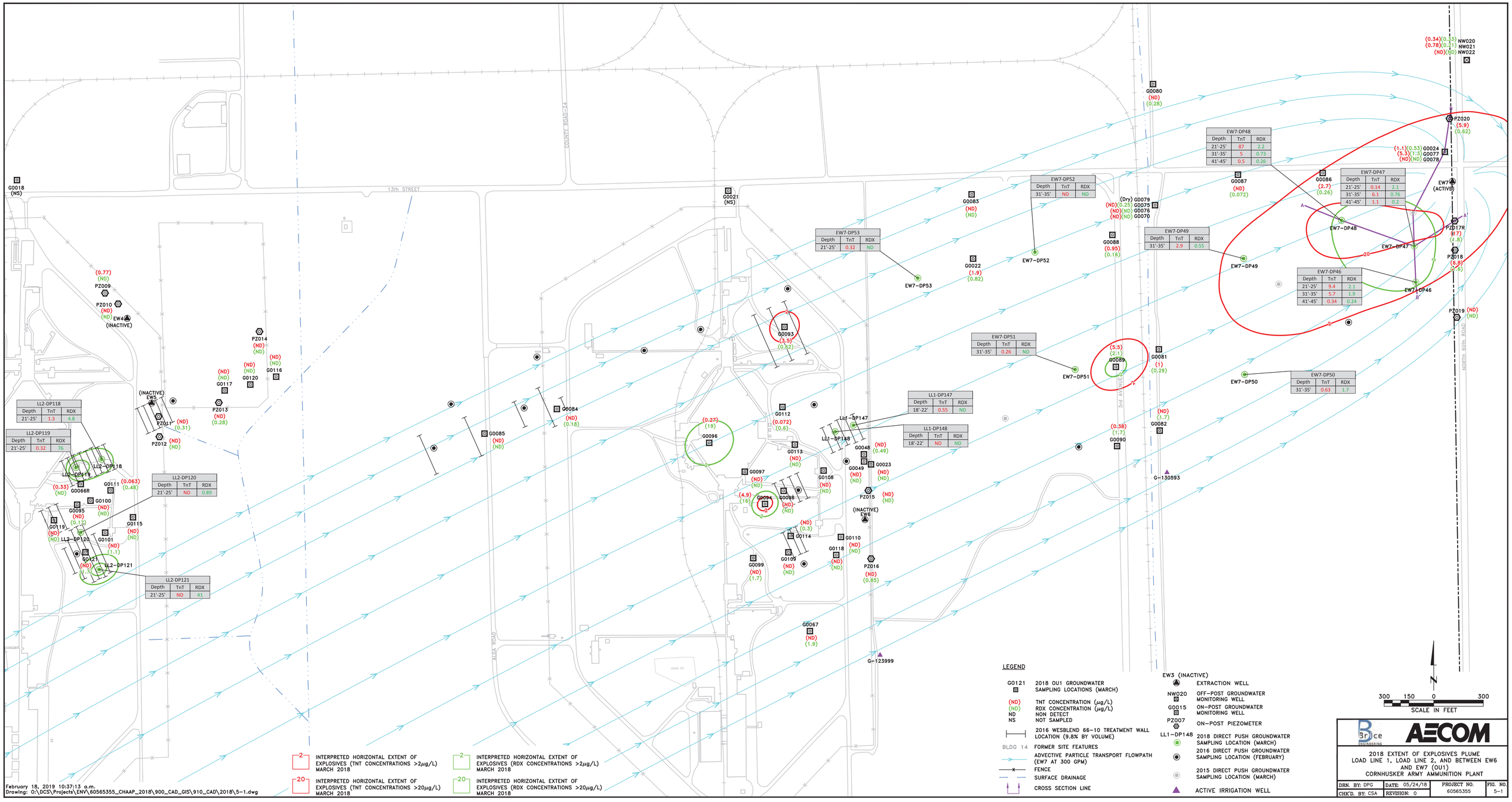

EW7-DP48		
Depth	TnT	RDX
21'-25'	87	2.2
31'-35'	5	0.73
41'-45'	0.5	0.26

EW7-DP47		
Depth	TnT	RDX
21'-25'	0.14	2.1
31'-35'	6.1	0.76
41'-45'	1.1	0.2

EW7-DP46		
Depth	TnT	RDX
21'-25'	9.4	2.1
31'-35'	5.7	1.9
41'-45'	0.34	0.24

EW7-DP49		
Depth	TnT	RDX
31'-35'	2.9	0.55

EW7-DP50		
Depth	TnT	RDX
31'-35'	0.63	1.7

EW7-DP51		
Depth	TnT	RDX
31'-35'	0.26	ND

EW7-DP52		
Depth	TnT	RDX
31'-35'	ND	ND

EW7-DP53		
Depth	TnT	RDX
21'-25'	0.32	ND

LL1-DP147		
Depth	TnT	RDX
18'-22'	0.55	ND

LL1-DP148		
Depth	TnT	RDX
18'-22'	ND	ND

LL2-DP118		
Depth	TnT	RDX
21'-25'	1.3	4.8

LL2-DP119		
Depth	TnT	RDX
21'-25'	0.32	76

LL2-DP120		
Depth	TnT	RDX
21'-25'	ND	0.89

LL2-DP121		
Depth	TnT	RDX
21'-25'	ND	41

Figure 4: 2018 Extent of Explosives Plume and 2018 Sampling Locations, Load Line 1, Load Line 2, and Between EW6 and EW7 (OU1)

This page intentionally left blank.

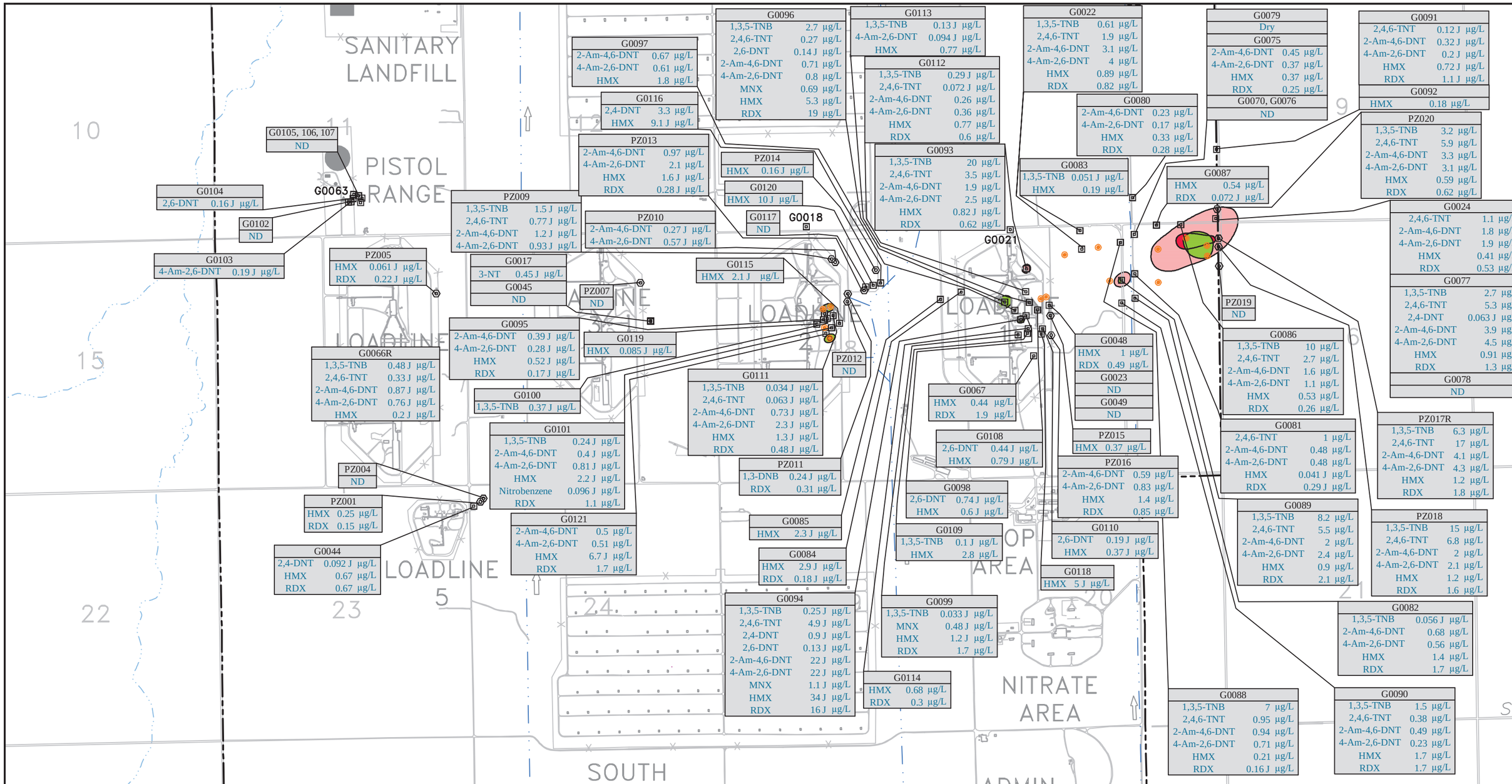

LEGEND:

- FACILITY BOUNDARY
- GRAND ISLAND CITY LIMITS
- DRAINAGE DITCH FLOW DIRECTION
- SURFACE DRAINAGE
- 1 SECTION NUMBER
- ON-POST GROUNDWATER MONITORING WELL
- ON-POST PIEZOMETER
- DIRECT PUSH GROUNDWATER SAMPLE LOCATION – MARCH 2018
- PZ016 EXPLOSIVES GROUNDWATER SAMPLING RESULTS – MARCH 2018
- 2 HORIZONTAL EXTENT OF TARGET CLEANUP EXPLOSIVES (2,4,6-TNT CONCENTRATIONS >2µg/L) – MARCH 2018
- 20 HORIZONTAL EXTENT OF TARGET EXPLOSIVES (2,4,6-TNT CONCENTRATIONS >20µg/L) – MARCH 2018
- 2 HORIZONTAL EXTENT OF TARGET CLEANUP EXPLOSIVES (RDX CONCENTRATIONS >2µg/L) – MARCH 2018
- 20 HORIZONTAL EXTENT OF TARGET CLEANUP EXPLOSIVES (RDX CONCENTRATIONS >20µg/L) – MARCH 2018

1,3,5-TNB = 1,3,5-TRINITROBENZENE
2-AM-4,6-DNT = 2-AMINO-4,6-DINITROTOLUENE
2,4,6-TNT = 2,4,6-TRINITROTOLUENE
2,6-DNT = 2,6-DINITROTOLUENE
2-NT = 2-NITROTOLUNE
3-NT = 3-NITROTOLUNE
4-AM-4,6-DNT = 4-AMINO-2,6-DINITROTOLUENE
HMX = OCTAHYDRO-1,3,5,7-TETRANITRO-1,3,5,7-TETRAZOCINE
J = ESTIMATED QUALIFIER
MNX = MONO-NITROSO-RDX
ND = NONDETECT
OU = OPERABLE UNIT
RAO = REMEDIAL ACTION OPERATION
RDX = HEXAHYDRO-1,3,5-TRINITRO-1,3,5-TRIAZINE
µg/L = MICROGRAMS PER LITER

N

0 2000 4000
SCALE FEET

NOTE:
EXPLOSIVES PLUME BASED ON 2018 SAMPLING RESULTS AND HISTORIC OU1 RAO GROUNDWATER INVESTIGATION RESULTS.

Bruce ENGINEERING AECOM

ON-POST EXPLOSIVES PLUME
(OU1) MARCH 2018
CORNHUSKER ARMY AMMUNITION PLANT

DRN. BY: DPG	DATE: 01/28/19	PROJECT NO.	FIG. NO.
CHK'D. BY: DC	DATE: 01/28/19	60565355	5-2

February 05, 2019 3:16:01 p.m.
Drawing: O:\DCS\Projects\ENV\60565355_CHAAP_2018\900_CAD_GIS\910_CAD\2018\5-2.dwg

Figure 5: On-Post Explosives Plume (OU1) March 2018

This page intentionally left blank.

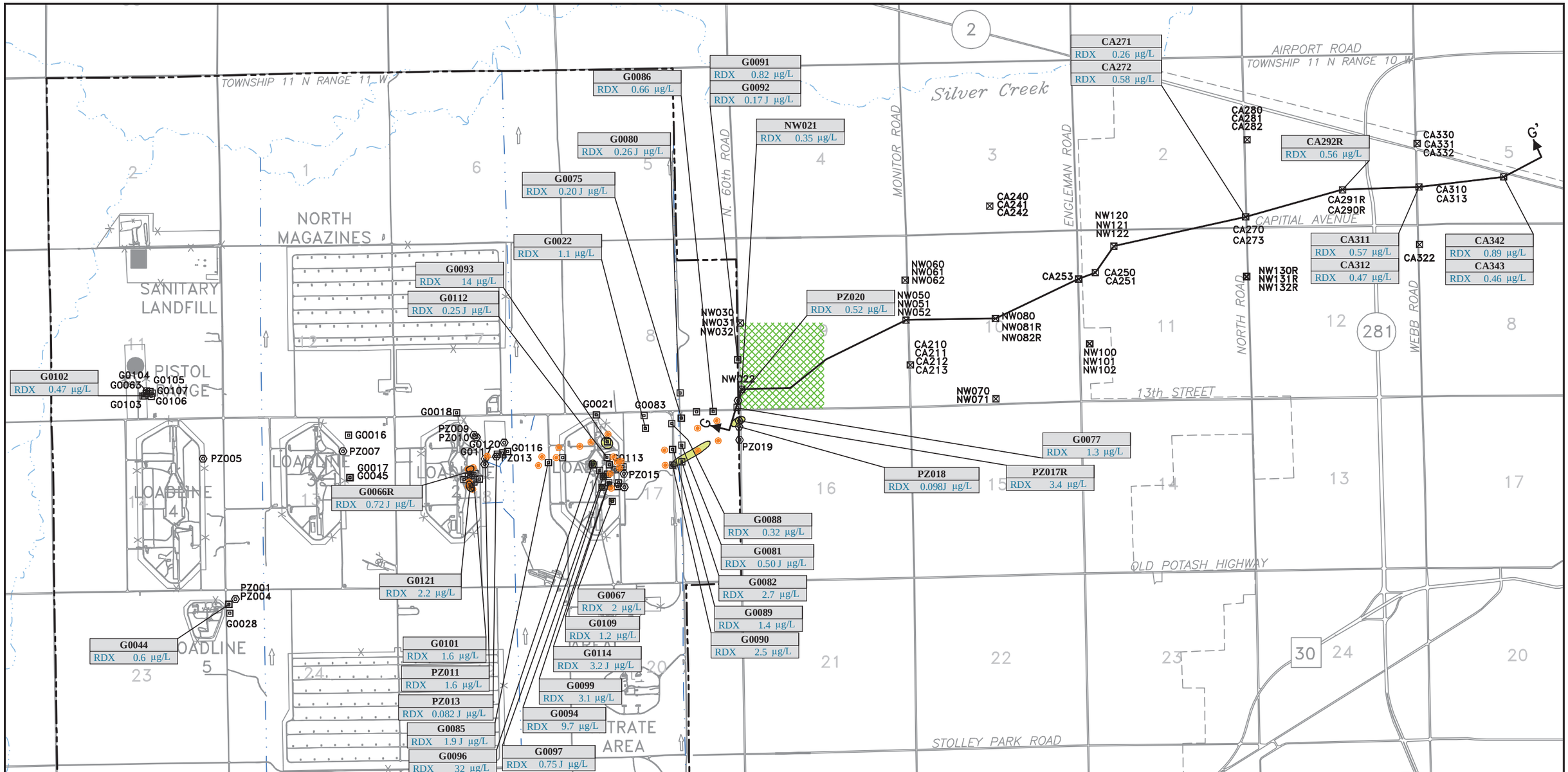

LEGEND:

- FACILITY BOUNDARY
- GRAND ISLAND CITY LIMITS
- DRAINAGE DITCH FLOW DIRECTION
- SURFACE DRAINAGE
- 1 SECTION NUMBER
- ON-POST GROUNDWATER MONITORING WELL
- NW082 OR CA211 OFF-POST GROUNDWATER MONITORING WELL
- ON-POST PIEZOMETER
- DIRECT PUSH GROUNDWATER SAMPLE LOCATION (FEBRUARY 2016)
- D D' GEOLOGIC CROSS SECTION
- 2 HORIZONTAL EXTENT OF RDX (CONCENTRATIONS >2µg/L)–AUGUST 2016
- 20 HORIZONTAL EXTENT OF RDX (CONCENTRATIONS >20µg/L)–AUGUST 2016
- FEEDLOT AREA
- PZ015 DETECTED RDX CONCENTRATIONS – FEBRUARY/AUGUST 2016

J = ESTIMATED QUALIFIER
LTM = LONG-TERM MONITORING
OU = OPERABLE UNIT
RAO = REMEDIAL ACTION OPERATION
RDX = HEXAHYDRO-1,3,5-TRINITRO-1,3,5-TRIAZINE
µg/L = MICROGRAMS PER LITER

NOTE:
1. RDX PLUME BASED ON 2016 SAMPLING RESULTS AND HISTORIC OU1 RAO GROUNDWATER INVESTIGATION RESULTS.
2. ALL MONITORING WELLS SHOWN WERE SAMPLED AND ANALYZED FOR RDX. DETECTED RDX CONCENTRATIONS ARE SHOWN. ALL OTHER WELLS WERE "NON-DETECT" FOR RDX OR THE WELL WAS NOT SAMPLED.

N

0 3000 6000
SCALE FEET

Bruce ENGINEERING AECOM

RDX PLUME
(OU1) AUGUST 2016
CORNHUSKER ARMY AMMUNITION PLANT

DRN. BY: DPG	DATE: 01/24/19	PROJECT NO. 60565355	FIG. NO. 5-3
CHK'D. BY: DC	DATE: 01/24/19		

January 24, 2019 9:06:55 a.m.
Drawing: O:\DCS\Projects\ENV\60565355_CHAAP_2018\900_CAD_GIS\910_CAD\2018\5-3.dwg

Figure 6: RDX Plume (OU1) August 2016

This page intentionally left blank.

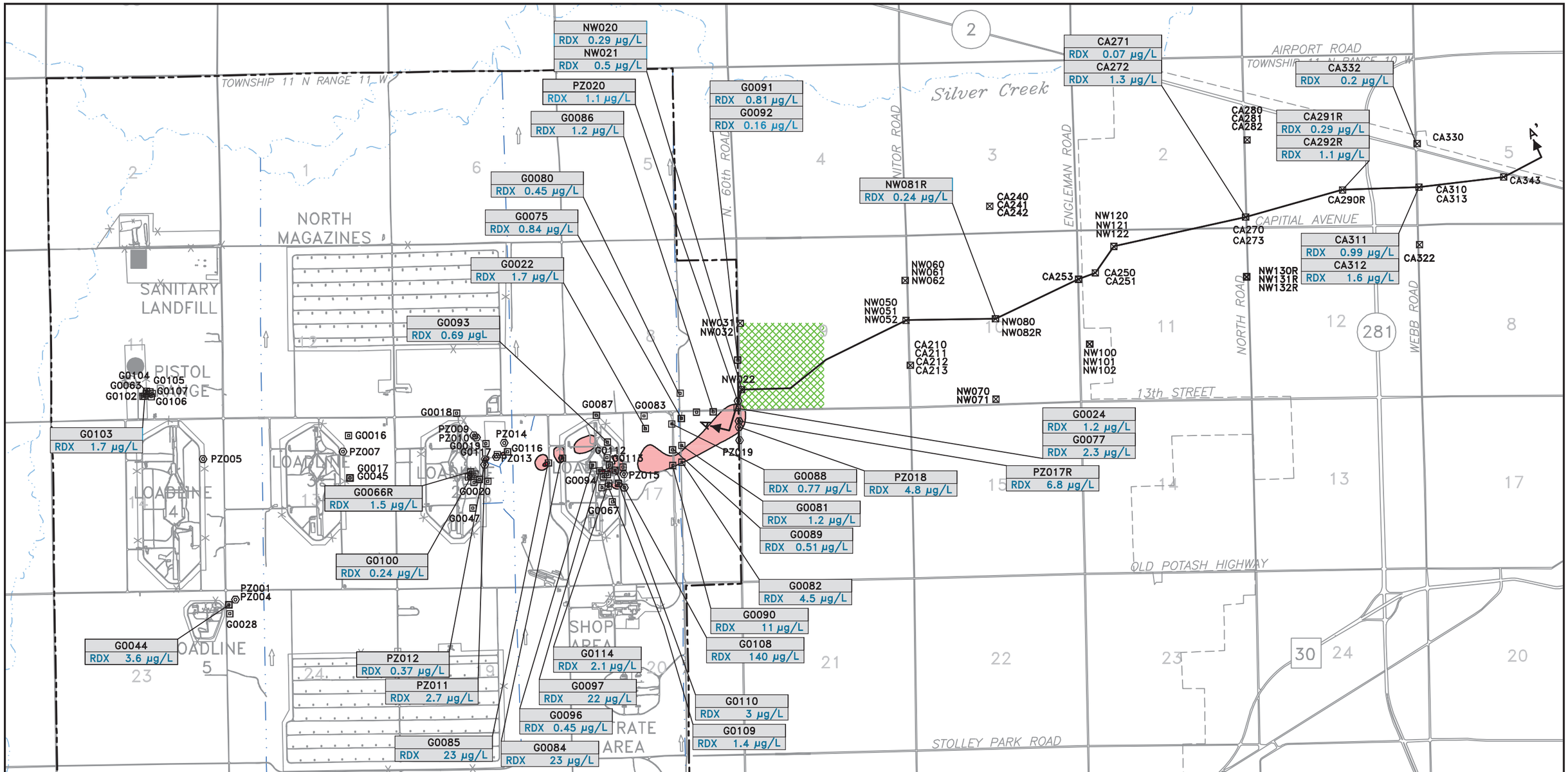

LEGEND:

- FACILITY BOUNDARY
- GRAND ISLAND CITY LIMITS
- DRAINAGE DITCH FLOW DIRECTION
- SURFACE DRAINAGE
- 1 SECTION NUMBER
- ON-POST GROUNDWATER MONITORING WELL
- NW082 OR CA211 OFF-POST GROUNDWATER MONITORING WELL
- ON-POST PIEZOMETER
- A A' GEOLOGIC CROSS SECTION
- 2 HORIZONTAL EXTENT OF RDX (CONCENTRATIONS >2µg/L)-AUGUST 2014
- 20 HORIZONTAL EXTENT OF RDX (CONCENTRATIONS >20µg/L) - AUGUST 2014
- FEEDLOT AREA
- PZ015 DETECTED RDX CONCENTRATIONS - AUGUST 2014

J = ESTIMATED QUALIFIER
LTM = LONG-TERM MONITORING
OU = OPERABLE UNIT
RAO = REMEDIAL ACTION OPERATION
RDX = HEXAHYDRO-1,3,5-TRINITRO-1,3,5-TRIAZINE
µg/L = MICROGRAMS PER LITER

NOTE:
1. RDX PLUME BASED ON 2014 SAMPLING RESULTS AND HISTORIC OU1 RAO GROUNDWATER INVESTIGATION RESULTS.
2. ALL MONITORING WELLS SHOWN WERE SAMPLED AND ANALYZED FOR RDX. DETECTED RDX CONCENTRATIONS ARE SHOWN. ALL OTHER WELLS WERE "NON-DETECT" FOR RDX OR THE WELL WAS NOT SAMPLED.

N

0 3000 6000
SCALE FEET

Bryce ENGINEERING AECOM

RDX PLUME
(OU1) AUGUST 2014
CORNHUSKER ARMY AMMUNITION PLANT

DRN. BY: DPG	DATE: 01/24/19	PROJECT NO. 60565355	FIG. NO. 5-4
CHK'D. BY: DC	DATE: 01/24/19		

January 24, 2019 9:13:50 a.m.
Drawing: O:\DCS\Projects\ENV\60565355_CHAAP_2018\900_CAD_GIS\910_CAD\2018\5-4.dwg

Figure 7: RDX Plume (OU1) August 2014

This page intentionally left blank.

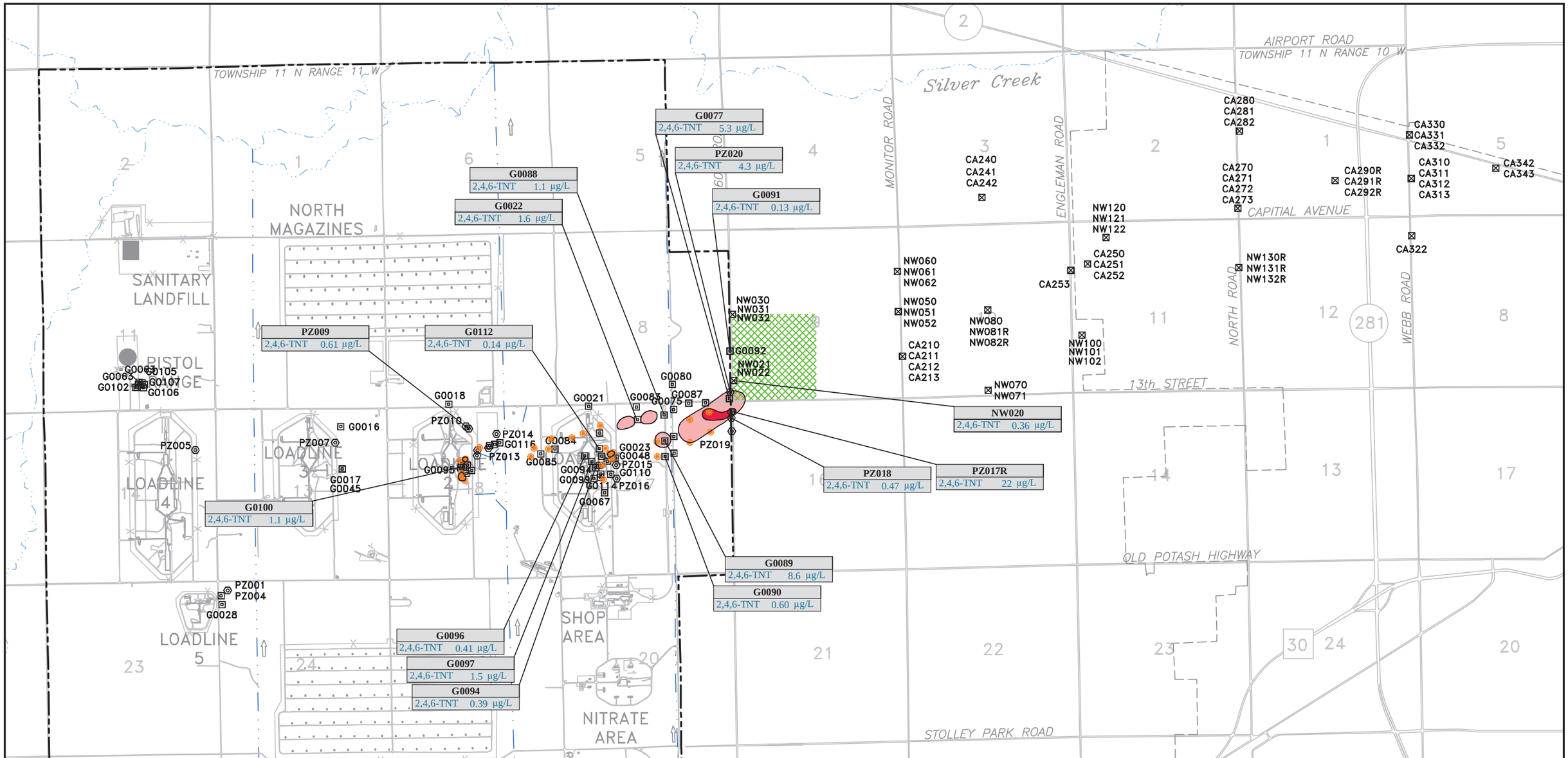

LEGEND:

- FACILITY BOUNDARY
- GRAND ISLAND CITY LIMITS
- DRAINAGE DITCH FLOW DIRECTION
- SURFACE DRAINAGE
- 1 SECTION NUMBER
- ON-POST GROUNDWATER MONITORING WELL
- NW082 OR CA211 OFF-POST GROUNDWATER MONITORING WELL
- ON-POST PIEZOMETER
- DIRECT PUSH GROUNDWATER SAMPLE LOCATION – (FEBRUARY 2016)
- PZ015 DETECTED 2,4,6-TNT CONCENTRATIONS – FEBERARY/AUGUST 2016
- 2 HORIZONTAL EXTENT OF TNT (CONCENTRATIONS >2µg/L) – AUGUST 2016
- 20 HORIZONTAL EXTENT OF TNT (CONCENTRATIONS >20µg/L) – AUGUST 2016
- FEEDLOT AREA

2,4,6-TNT = 2,4,6-TRINITROTOLUENE
J = ESTIMATED QUALIFIER
LTM = LONG-TERM MONITORING
OU = OPERABLE UNIT
RAO = REMEDIAL ACTION OPERATION
µg/L = MICROGRAMS PER LITER

NOTE:
1. TNT PLUME BASED ON 2016 SAMPLING RESULTS AND HISTORIC OU1 RAO GROUNDWATER INVESTIGATION RESULTS.
2. ALL MONITORING WELLS SHOWN WERE SAMPLED AND ANALYZED FOR TNT. DETECTED TNT CONCENTRATIONS ARE SHOWN. ALL OTHER WELLS WERE "NON-DETECT" FOR TNT OR THE WELL WAS NOT SAMPLED.

N

0 3000 6000
SCALE FEET

Brice ENGINEERING AECOM

TNT PLUME
(OU1) AUGUST 2016
CORNHUSKER ARMY AMMUNITION PLANT

DRN. BY: DPG	DATE: 01/24/19	PROJECT NO. 60565355	FIG. NO. 5–15
CHK'D. BY: DC	DATE: 01/24/19		

January 24, 2019 10:04:33 a.m.
Drawing: O:\DCS\Projects\ENV\60565355_CHAAP_2018\900_CAD_GIS\910_CAD\2018\5-15.dwg

Figure 8: TNT Plume (OU1) August 2016

This page intentionally left blank.

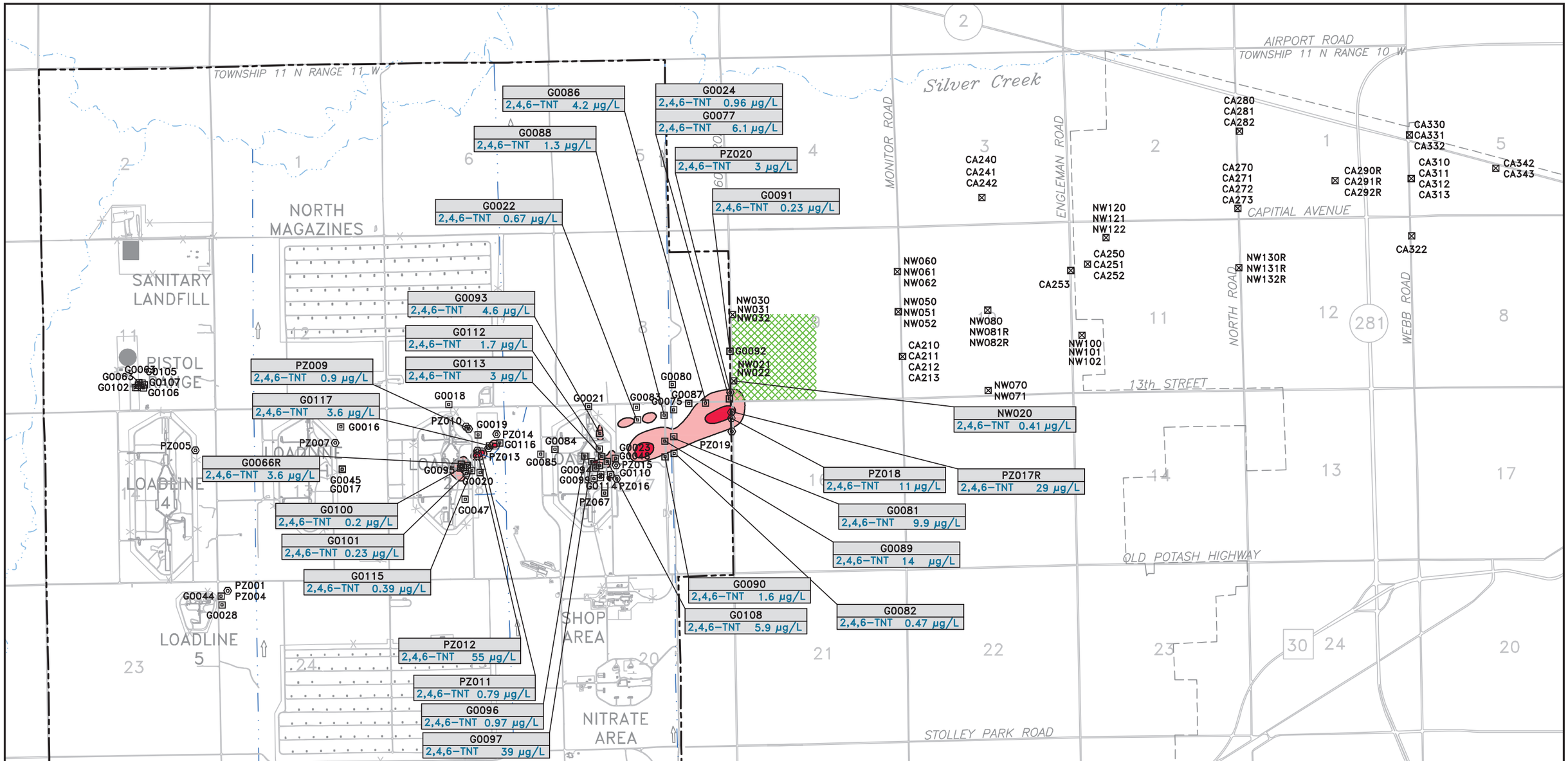

LEGEND:

- FACILITY BOUNDARY
- GRAND ISLAND CITY LIMITS
- DRAINAGE DITCH FLOW DIRECTION
- SURFACE DRAINAGE
- 1 SECTION NUMBER
- ON-POST GROUNDWATER MONITORING WELL
- NW082 OR CA211 OFF-POST GROUNDWATER MONITORING WELL
- ON-POST PIEZOMETER
- PZ015 DETECTED 2,4,6-TNT CONCENTRATIONS – AUGUST 2014
- 2 HORIZONTAL EXTENT OF TNT (CONCENTRATIONS >2µg/L) – AUGUST 2014
- 20 HORIZONTAL EXTENT OF TNT (CONCENTRATIONS >20µg/L) – AUGUST 2014
- FEEDLOT AREA

2,4,6-TNT = 2,4,6-TRINITROTOLUENE
J = ESTIMATED QUALIFIER
LTM = LONG-TERM MONITORING
OU = OPERABLE UNIT
RAO = REMEDIAL ACTION OPERATION
µg/L = MICROGRAMS PER LITER

NOTE:
1. TNT PLUME BASED ON 2014 SAMPLING RESULTS AND HISTORIC OU1 RAO GROUNDWATER INVESTIGATION RESULTS.
2. ALL MONITORING WELLS SHOWN WERE SAMPLED AND ANALYZED FOR TNT. DETECTED TNT CONCENTRATIONS ARE SHOWN. ALL OTHER WELLS WERE "NON-DETECT" FOR TNT OR THE WELL WAS NOT SAMPLED.

N

0 3000 6000
SCALE FEET

Bryce ENGINEERING AECOM

TNT PLUME
(OU1) AUGUST 2014
CORNHUSKER ARMY AMMUNITION PLANT

DRN. BY: DPG	DATE: 01/24/19	PROJECT NO. 60565355	FIG. NO. 5-16
CHK'D. BY: DC	DATE: 01/24/19		

January 24, 2019 10:06:27 a.m.
Drawing: O:\DCS\Projects\ENV\60565355_CHAAP_2018\900_CAD_GIS\910_CAD\2018\5-16.dwg

Figure 9: TNT Plume (OU1) August 2014

This page intentionally left blank.

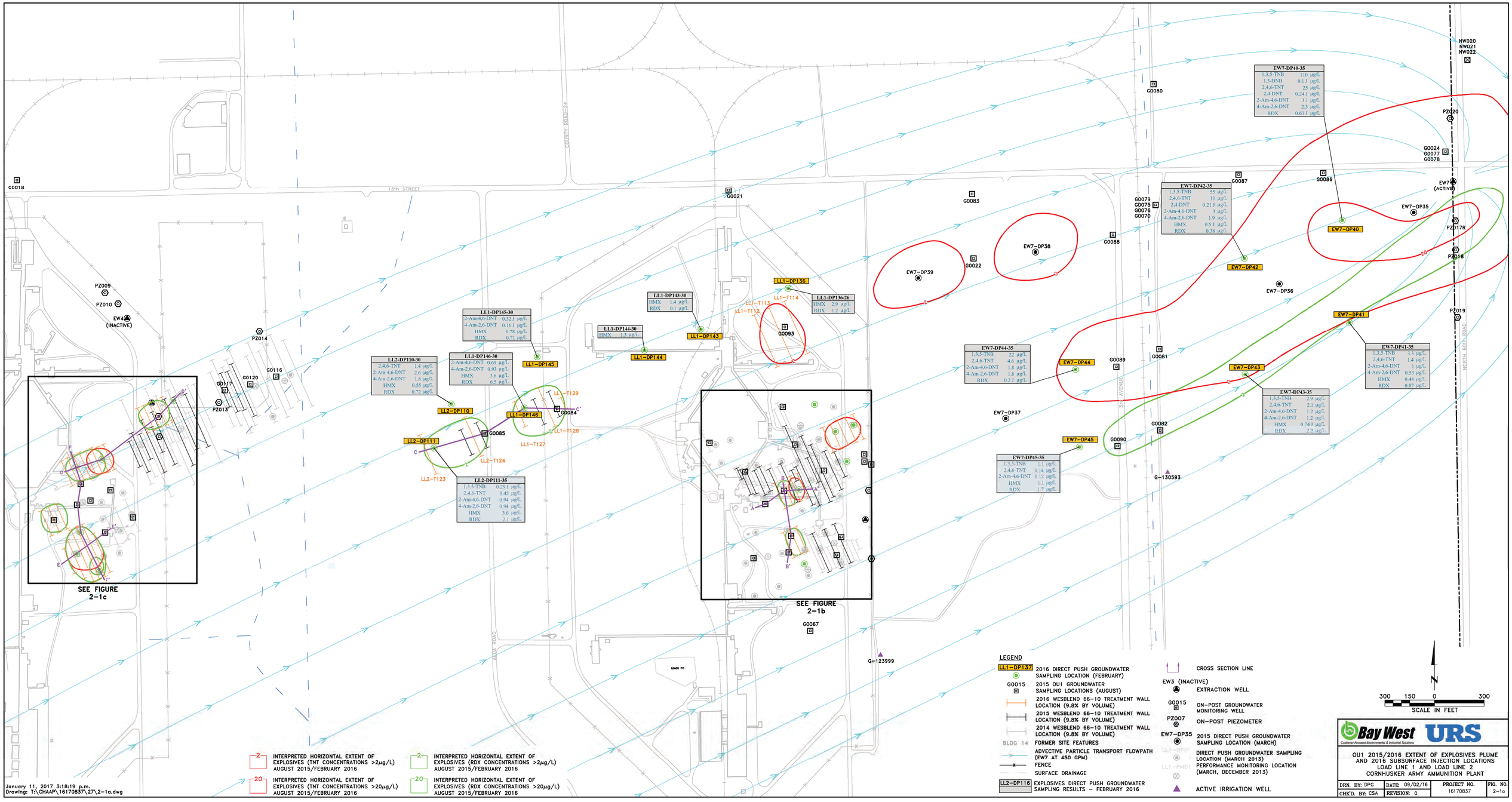

Figure 10: OU1 2015/2016 Extent of Explosives Plume and 2016 Subsurface Injection Locations, Load Line 1 and Load Line 2

This page intentionally left blank.

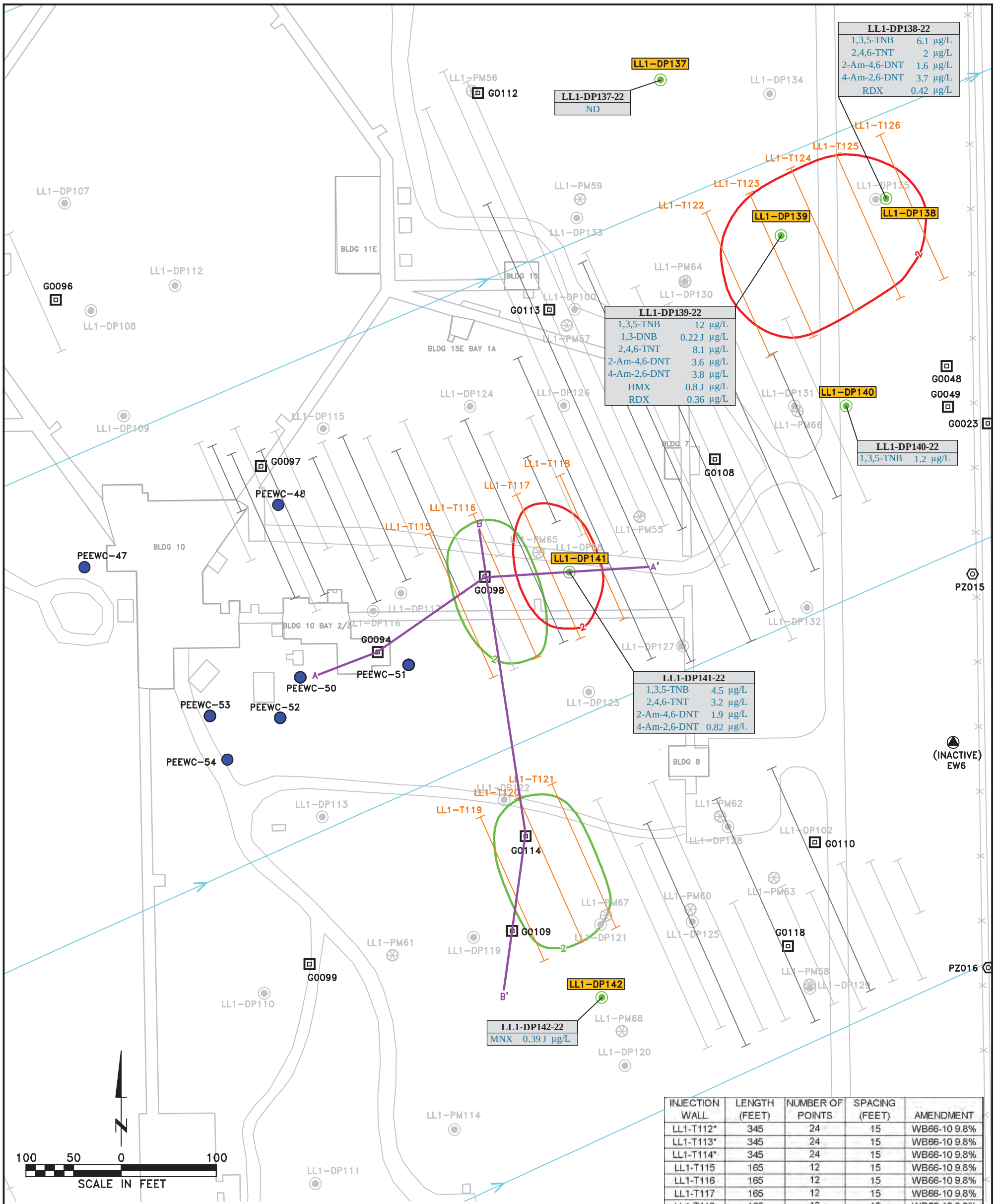

INJECTION WALL	LENGTH (FEET)	NUMBER OF POINTS	SPACING (FEET)	AMENDMENT
LL1-T112*	345	24	15	WB66-10 9.8%
LL1-T113*	345	24	15	WB66-10 9.8%
LL1-T114*	345	24	15	WB66-10 9.8%
LL1-T115	165	12	15	WB66-10 9.8%
LL1-T116	165	12	15	WB66-10 9.8%
LL1-T117	165	12	15	WB66-10 9.8%
LL1-T118	165	12	15	WB66-10 9.8%
LL1-T119	165	12	15	WB66-10 9.8%
LL1-T120	165	12	15	WB66-10 9.8%
LL1-T121	165	12	15	WB66-10 9.8%
LL1-T122	165	12	15	WB66-10 9.8%
LL1-T123	165	12	15	WB66-10 9.8%
LL1-T124	165	12	15	WB66-10 9.8%
LL1-T125	165	12	15	WB66-10 9.8%
LL1-T126	165	12	15	WB66-10 9.8%
LL1-T127*	165	12	15	WB66-10 9.8%
LL1-T128*	255	18	15	WB66-10 9.8%
LL1-T129*	75	6	15	WB66-10 9.8%
LL1 TOTAL	3510	252	WB66-10=WESBLEND 66-10	

*LL1-T112, 113, 114, 127, 128, and 129 are shown on Figure 2-1a

LEGEND

- LL1-DP137 — 2016 DIRECT PUSH GROUNDWATER SAMPLE LOCATION (FEBRUARY)
- G0015 — 2015 OU1 GROUNDWATER SAMPLING LOCATIONS (AUGUST)
- 2016 WESBLEND 66-10 TREATMENT WALL LOCATION (9.8% BY VOLUME)
- 2015 WESBLEND 66-10 TREATMENT WALL LOCATION (9.8% BY VOLUME)
- 2014 WESBLEND 66-10 TREATMENT WALL LOCATION (9.8% BY VOLUME)
- ADVECTIVE PARTICLE TRANSPORT FLOWPATH – (EW7 AT 450 GPM)
- FENCE
- SURFACE DRAINAGE
- PEEWC-52 — APPROXIMATE LOCATION OF PREVIOUSLY EXCAVATED EXPLOSIVES WASTEWATER CESSPOOLS (PEEWC) (ICF KA, 1996)
- LL2-DP116 — EXPLOSIVES DIRECT PUSH GROUNDWATER SAMPLING RESULTS – FEBRUARY 2016
- CROSS SECTION LINE
- EW3 (INACTIVE) — EXTRACTION WELL
- G0015 — ON-POST GROUNDWATER MONITORING WELL
- PZ007 — ON-POST PIEZOMETER
- LL1-DP01 — DIRECT PUSH GROUNDWATER SAMPLING LOCATION (MARCH 2013)
- LL1-PM01 — PERFORMANCE MONITORING LOCATION (MARCH, DECEMBER 2013)
- 2 — INTERPRETED HORIZONTAL EXTENT OF EXPLOSIVES (TNT CONCENTRATIONS >2µg/L) AUGUST 2015/ FEBRUARY 2016
- 2 — INTERPRETED HORIZONTAL EXTENT OF EXPLOSIVES (RDX CONCENTRATIONS >2µg/L) AUGUST 2015/ FEBRUARY 2016

Bay West — Customer-Focused Environmental & Industrial Solutions
URS

LOAD LINE 1 SUBSURFACE INJECTION LOCATIONS 2016
CORNHUSKER ARMY AMMUNITION PLANT

DRN. BY: DPG	DATE: 09/02/16	PROJECT NO. 16170837	FIG. NO. 2-1b
CHK'D. BY: CSA	REVISION: 0		

January 11, 2017 3:20:06 p.m.
Drawing: T:\CHAAP\16170837\27\2-1a.dwg

Figure 11: Load Line 1 Subsurface Injection Locations 2016

This page intentionally left blank.

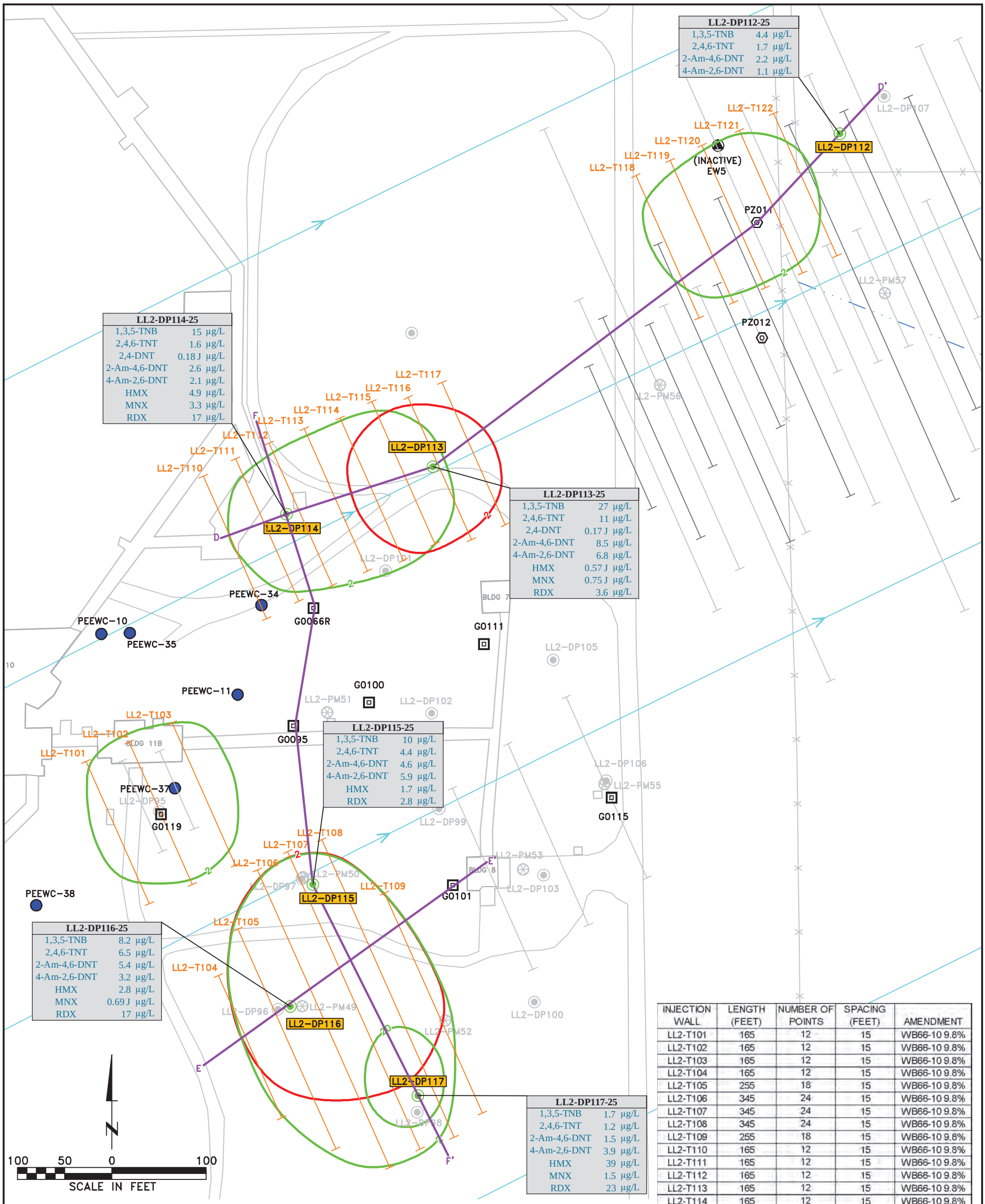

INJECTION WALL	LENGTH (FEET)	NUMBER OF POINTS	SPACING (FEET)	AMENDMENT
LL2-T101	165	12	15	WB66-10 9.8%
LL2-T102	165	12	15	WB66-10 9.8%
LL2-T103	165	12	15	WB66-10 9.8%
LL2-T104	165	12	15	WB66-10 9.8%
LL2-T105	255	18	15	WB66-10 9.8%
LL2-T106	345	24	15	WB66-10 9.8%
LL2-T107	345	24	15	WB66-10 9.8%
LL2-T108	345	24	15	WB66-10 9.8%
LL2-T109	255	18	15	WB66-10 9.8%
LL2-T110	165	12	15	WB66-10 9.8%
LL2-T111	165	12	15	WB66-10 9.8%
LL2-T112	165	12	15	WB66-10 9.8%
LL2-T113	165	12	15	WB66-10 9.8%
LL2-T114	165	12	15	WB66-10 9.8%
LL2-T115	165	12	15	WB66-10 9.8%
LL2-T116	165	12	15	WB66-10 9.8%
LL2-T117	165	12	15	WB66-10 9.8%
LL2-T118	165	12	15	WB66-10 9.8%
LL2-T119	165	12	15	WB66-10 9.8%
LL2-T120	165	12	15	WB66-10 9.8%
LL2-T121	165	12	15	WB66-10 9.8%
LL2-T122	165	12	15	WB66-10 9.8%
LL2-T123*	255	18	15	WB66-10 9.8%
LL2-T124*	255	18	15	WB66-10 9.8%
LL2 TOTAL	4860	348	WB66-10=WESBLEND 66-10	

*LL2-123 and 124 are shown on Figure 2-1a

LEGEND

- LL2-DP110 — 2016 DIRECT PUSH GROUNDWATER SAMPLE LOCATION (FEBRUARY)
- G0015 — 2015 OU1 GROUNDWATER SAMPLING LOCATIONS (AUGUST)
- 2016 WESBLEND 66-10 TREATMENT WALL LOCATION (9.8% BY VOLUME)
- 2015 WESBLEND 66-10 TREATMENT WALL LOCATION (9.8% BY VOLUME)
- 2014 WESBLEND 66-10 TREATMENT WALL LOCATION (9.8% BY VOLUME)
- ADVECTIVE PARTICLE TRANSPORT FLOWPATH – (EW7 AT 450 GPM)
- FENCE
- SURFACE DRAINAGE
- PEEWC-52 — APPROXIMATE LOCATION OF PREVIOUSLY EXCAVATED EXPLOSIVES WASTEWATER CESSPOOLS (PEEWC) (ICF KA, 1996)
- LL2-DP116 — EXPLOSIVES DIRECT PUSH GROUNDWATER SAMPLING RESULTS – FEBRUARY 2016
- CROSS SECTION LINE
- EW3 (INACTIVE) — EXTRACTION WELL
- G0015 — ON-POST GROUNDWATER MONITORING WELL
- PZ007 — ON-POST PIEZOMETER
- LL1-DP01 — DIRECT PUSH GROUNDWATER SAMPLING LOCATION (MARCH 2013)
- LL1-PM01 — PERFORMANCE MONITORING LOCATION (MARCH, DECEMBER 2013)
- 2 — INTERPRETED HORIZONTAL EXTENT OF EXPLOSIVES (TNT CONCENTRATIONS >2µg/L) AUGUST 2015/ FEBRUARY 2016
- 2 — INTERPRETED HORIZONTAL EXTENT OF EXPLOSIVES (RDX CONCENTRATIONS >2µg/L) AUGUST 2015/ FEBRUARY 2016
- 20 — INTERPRETED HORIZONTAL EXTENT OF EXPLOSIVES (RDX CONCENTRATIONS >20µg/L) AUGUST 2015/ FEBRUARY 2016

Bay West — Customer-Focused Environmental & Industrial Solutions
URS

LOAD LINE 2 SUBSURFACE INJECTION LOCATIONS 2016
CORNHUSKER ARMY AMMUNITION PLANT

DRN. BY: DPG	DATE: 09/02/16	PROJECT NO. 16170837	FIG. NO. 2-1c
CHK'D. BY: CSA	REVISION: 0		

January 11, 2017 3:21:01 p.m.
Drawing: T:\CHAAP\16170837\27\2-1a.dwg

Figure 12: Load Line 2 Subsurface Injection Locations 2016

This page intentionally left blank.

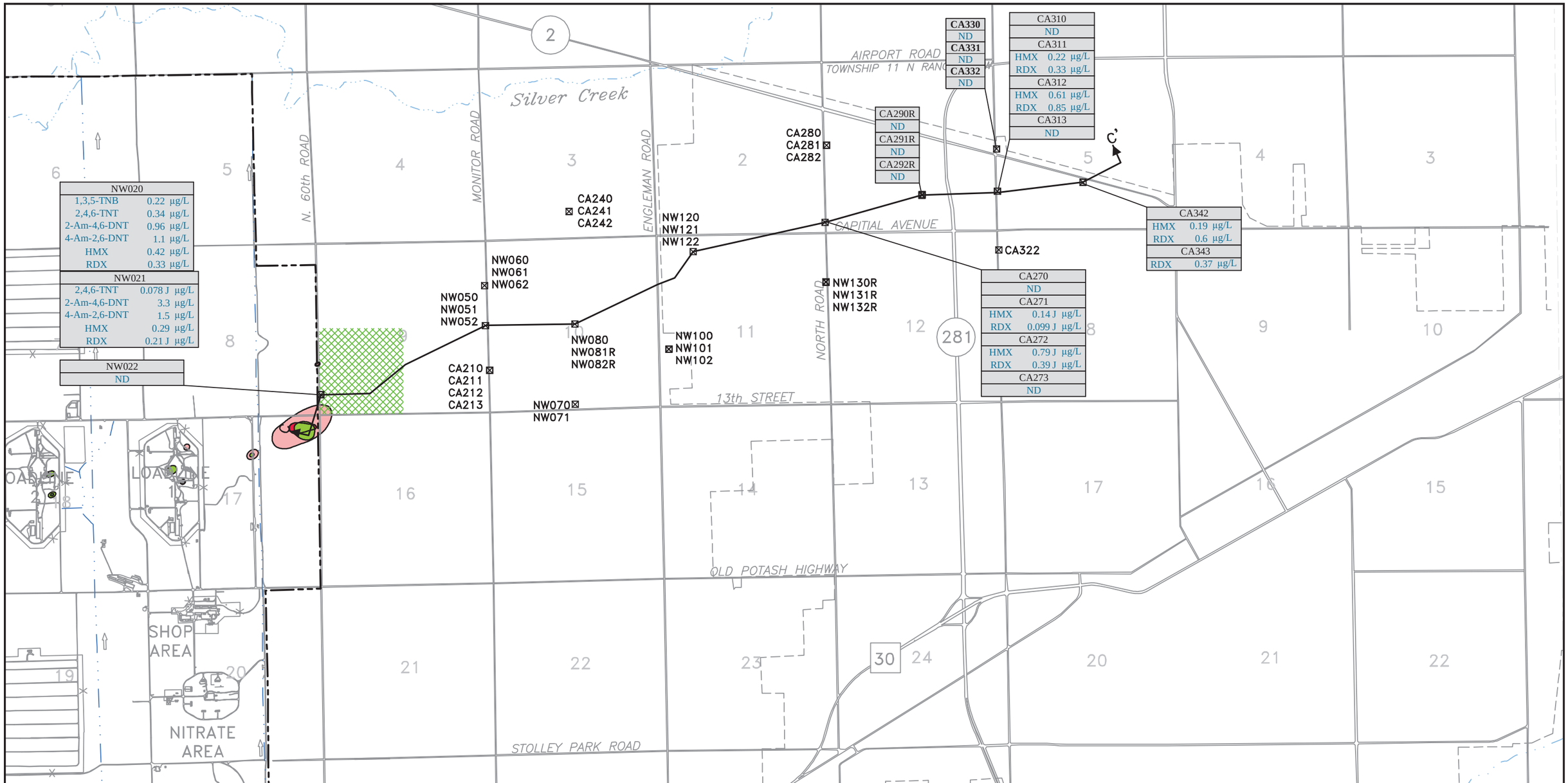

LEGEND:

- FACILITY BOUNDARY
- GRAND ISLAND CITY LIMITS
- DRAINAGE DITCH FLOW DIRECTION
- 1 SURFACE DRAINAGE SECTION NUMBER
- NW082 OR CA211 — OFF-POST GROUNDWATER MONITORING WELL
- PZ016 — EXPLOSIVES GROUNDWATER SAMPLING RESULTS – MARCH 2018
- C C' — GEOLOGIC CROSS-SECTION
- 2 — HORIZONTAL EXTENT OF TARGET CLEANUP EXPLOSIVES (2,4,6-TNT CONCENTRATIONS >2µg/L) – MARCH 2018
- 20 — HORIZONTAL EXTENT OF TARGET EXPLOSIVES (2,4,6-TNT CONCENTRATIONS >20µg/L) – MARCH 2018
- 2 — HORIZONTAL EXTENT OF TARGET CLEANUP EXPLOSIVES (RDX CONCENTRATIONS >2µg/L) – MARCH 2018
- 20 — HORIZONTAL EXTENT OF TARGET CLEANUP EXPLOSIVES (RDX CONCENTRATIONS >20µg/L) – MARCH 2018
- FEEDLOT AREA

1,3,5-TNB = 1,3,5-TRINITROBENZENE
2-AM-4,6-DNT = 2-AMINO-4,6-DINITROTOLUENE
2,4,6-TNT = 2,4,6-TRINITROTOLUENE
4-AM-4,6-DNT = 4-AMINO-2,6-DINITROTOLUENE
HMX = OCTAHYDRO-1,3,5,7-TETRANITRO-1,3,5,7-TETRAZOCINE
J = ESTIMATED QUALIFIER
LTM = LONG-TERM MONITORING
ND = NONDETECT
OU = OPERABLE UNIT
RDX = HEXAHYDRO-1,3,5-TRINITRO-1,3,5-TRIAZINE
µg/L = MICROGRAMS PER LITER

NOTE: EXPLOSIVES PLUME BASED ON 2018 SAMPLING RESULTS AND HISTORIC OU1 RAO GROUNDWATER INVESTIGATION RESULTS.

N

0 3000 6000
SCALE FEET

Bruce ENGINEERING AECOM

OFF-POST EXPLOSIVES PLUME
(OU1) MARCH 2018
CORNHUSKER ARMY AMMUNITION PLANT

DRN. BY: DPG	DATE: 01/28/19	PROJECT NO. 60565355	FIG. NO. 5-28
CHK'D. BY: DC	DATE: 01/28/19		

February 11, 2019 8:25:19 a.m.
Drawing: O:\DCS\Projects\ENV\60565355_CHAAP_2018\900_CAD_GIS\910_CAD\2018\5-28.dwg

Figure 13: Off-Post Explosives Plume (OU1) March 2018

This page intentionally left blank.

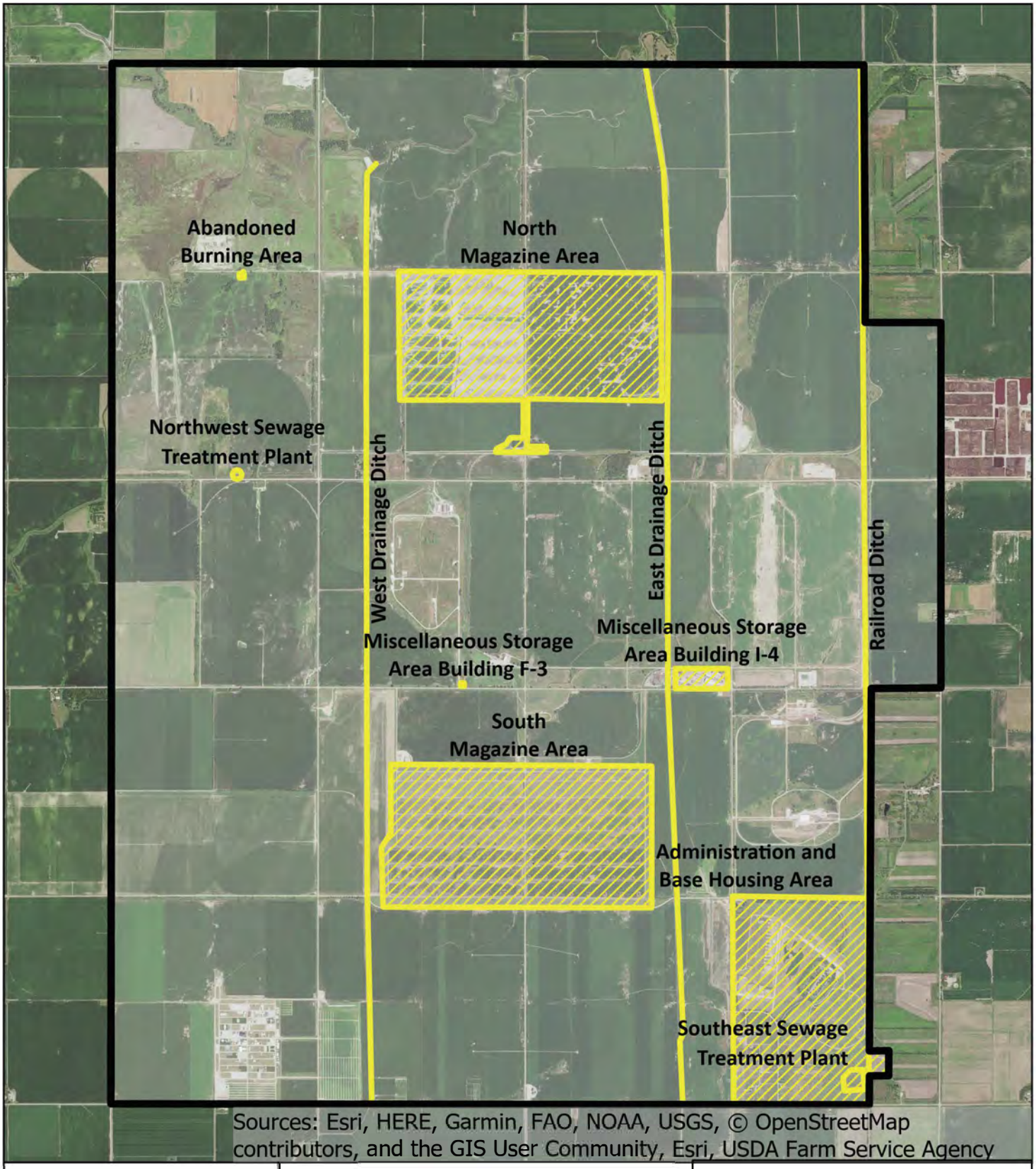

DAWSON

Legend

N

Areas of Concern Designated as OU 2

Facility Boundary

0 0.5 1 2 Miles

Figure 14: Cornhusker Army Ammunition Plant OU 2

Fourth Five-Year Review Report
Cornhusker Army Ammunition Plant

Project No. 10624
January 2020

This page intentionally left blank.

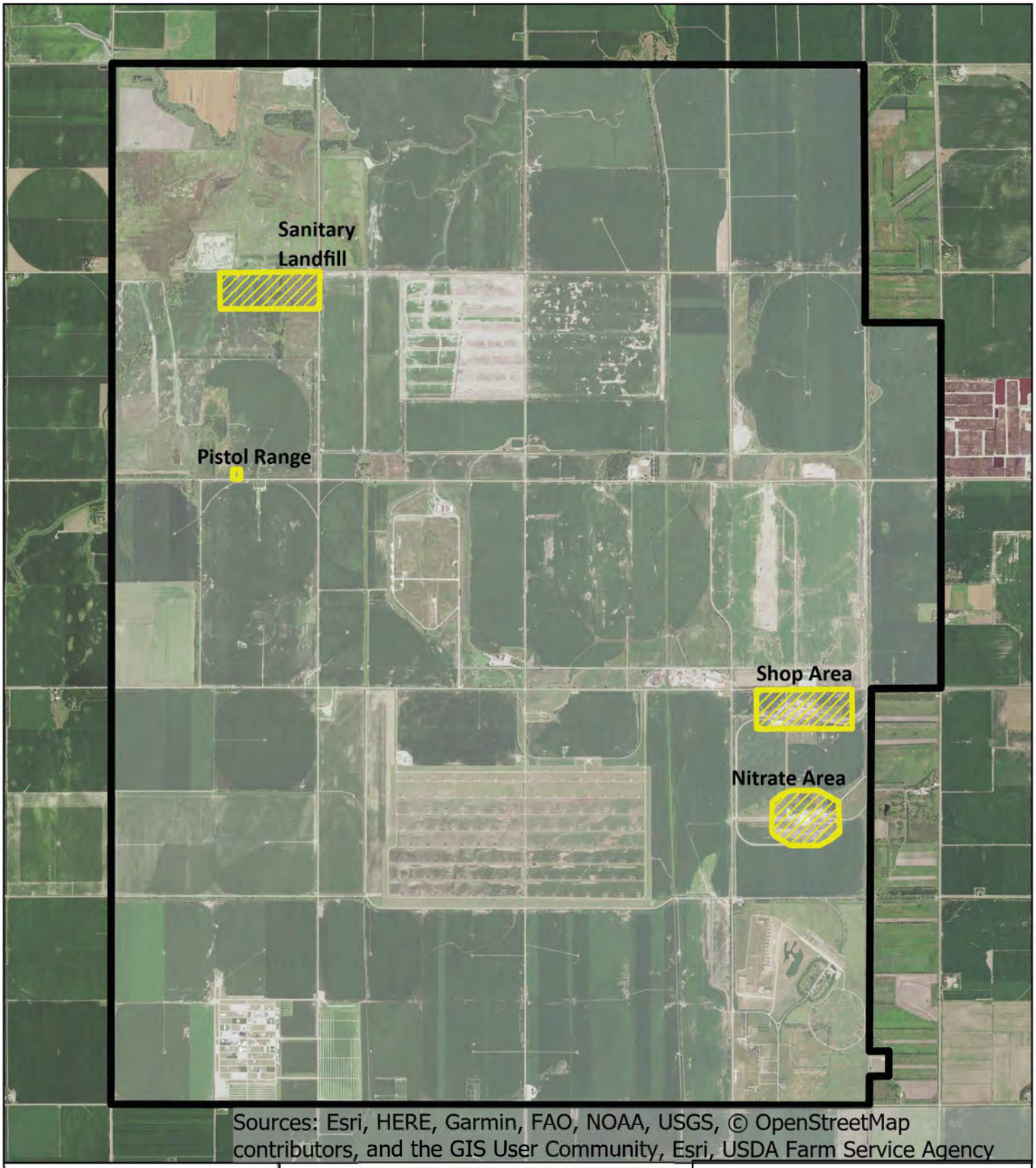

DAWSON

Legend

N

Areas of Concern Designated as OU 3

Facility Boundary

0 0.5 1 2 Miles

Figure 15: Cornhusker Army Ammunition Plant OU 3

Fourth Five-Year Review Report
Cornhusker Army Ammunition Plant

Project No. 10624
January 2020

This page intentionally left blank.

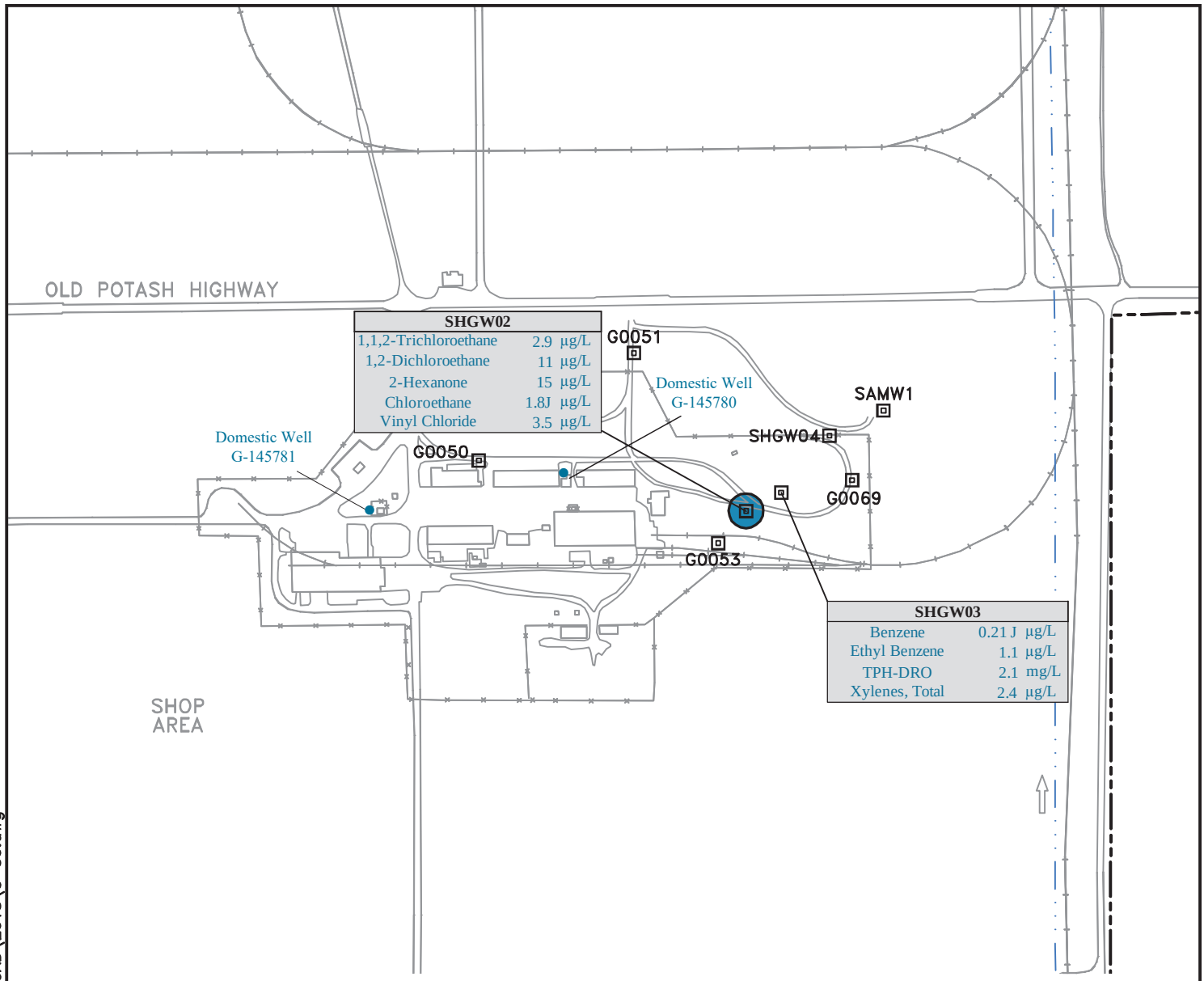

LEGEND:

ON-POST GROUNDWATER MONITORING WELL

VOC CONCENTRATIONS > MCL
(1,2-DCA MCL IS 5 µg/L, VINYL CHLORIDE IS 2 µg/L)

FACILITY BOUNDARY

DRAINAGE DITCH FLOW DIRECTION

1,2-DCA = 1,2-DICHLOROETHANE
J = ESTIMATED QUALIFIER
MCL = MAXIMUM CONTAMINANT LEVEL
Mg/L = MILLIGRAMS PER LITER
ND = NONDETECT
OU = OPERABLE UNIT
µg/L = MICROGRAMS PER LITER
VOC = VOLATILE ORGANIC COMPOUND
TPH-DRO = TOTAL PETROLEUM HYDROCARBON-DIESEL RANGE ORGANICS

0 500 1000
SCALE FEET

N

Brice ENGINEERING AECOM

VOC PLUME
SHOP AREA (OU3) MARCH 2018
CORNHUSKER ARMY AMMUNITION PLANT

DRN. BY: DPG	DATE: 01/24/19	PROJECT NO. 60565355	FIG. NO. 5-30
CHK'D. BY: DC	DATE: 01/24/19		

February 11, 2019 8:40:43 a.m.
Drawing: O:\DCS\Projects\ENV\60565355_CHAAP_2018\900_CAD_GIS\910_CAD\2018\5-30.dwg

Figure 16: VOC Plume – Shop Area (OU3) March 2018

This page intentionally left blank.

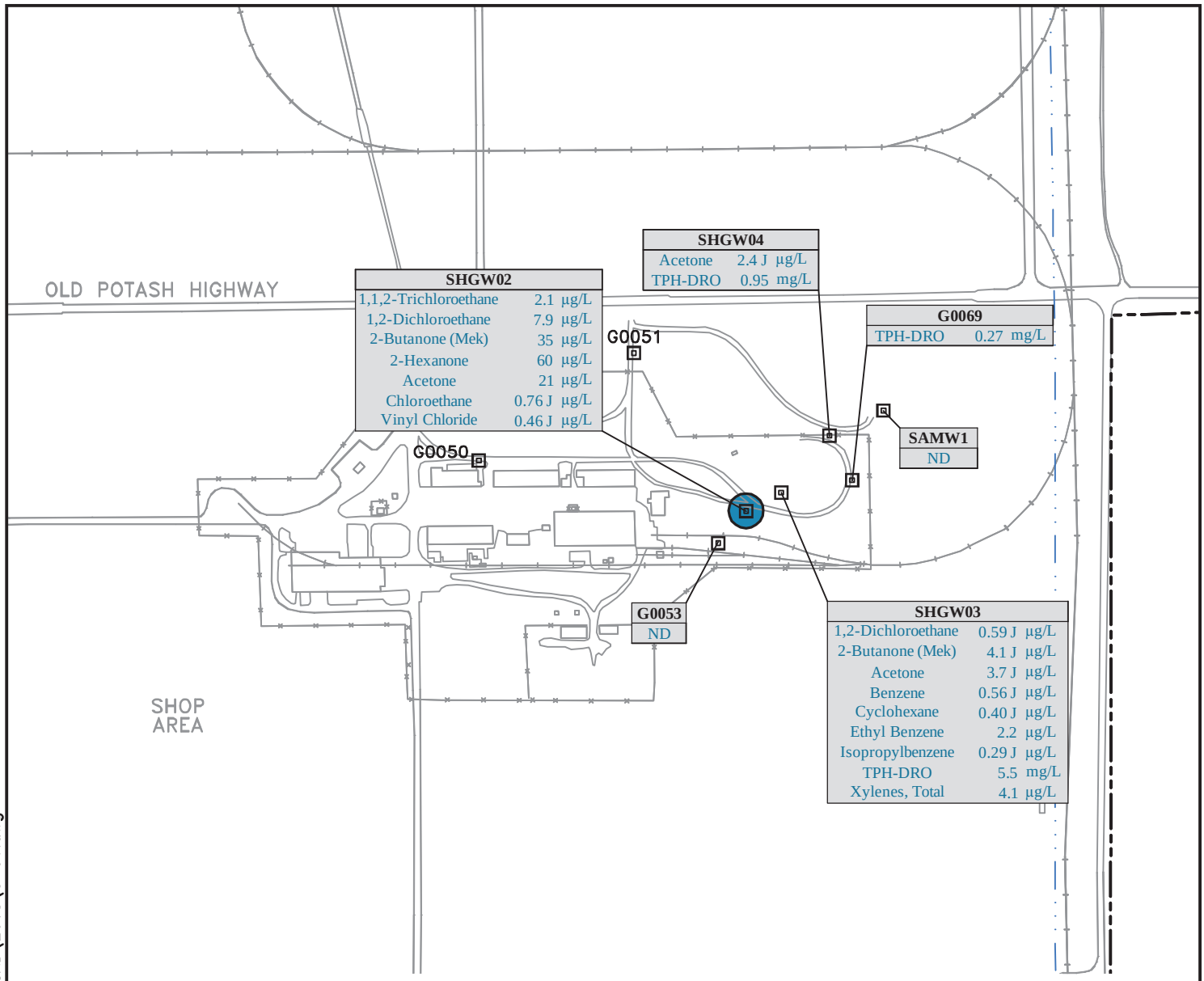

LEGEND:

ON-POST GROUNDWATER MONITORING WELL

VOC CONCENTRATIONS > MCL
(1,2-DCA MCL IS 5 µg/L)

FACILITY BOUNDARY

DRAINAGE DITCH FLOW DIRECTION

1,2-DCA = 1,2-DICHLOROETHANE
J = ESTIMATED QUALIFIER
MCL = MAXIMUM CONTAMINANT LEVEL
Mg/L = MILLIGRAMS PER LITER
ND = NONDETECT
OU = OPERABLE UNIT
µg/L = MICROGRAMS PER LITER
VOC = VOLATILE ORGANIC COMPOUND
TPH-DRO = TOTAL PETROLEUM HYDROCARBON-DIESEL RANGE ORGANICS

0 500 1000
SCALE FEET

N

Brice ENGINEERING AECOM

VOC PLUME
SHOP AREA (OU3) AUGUST 2016
CORNHUSKER ARMY AMMUNITION PLANT

DRN. BY: DPG	DATE: 01/24/19	PROJECT NO. 60565355	FIG. NO. 5-31
CHK'D. BY: DC	DATE: 01/24/19		

February 04, 2019 9:25:30 a.m.
Drawing: O:\DCS\Projects\ENV\60565355_CHAAP_2018\900_CAD_GIS\910_CAD\2018\5-31.dwg

Figure 17: VOC Plume – Shop Area (OU3) August 2016

This page intentionally left blank.

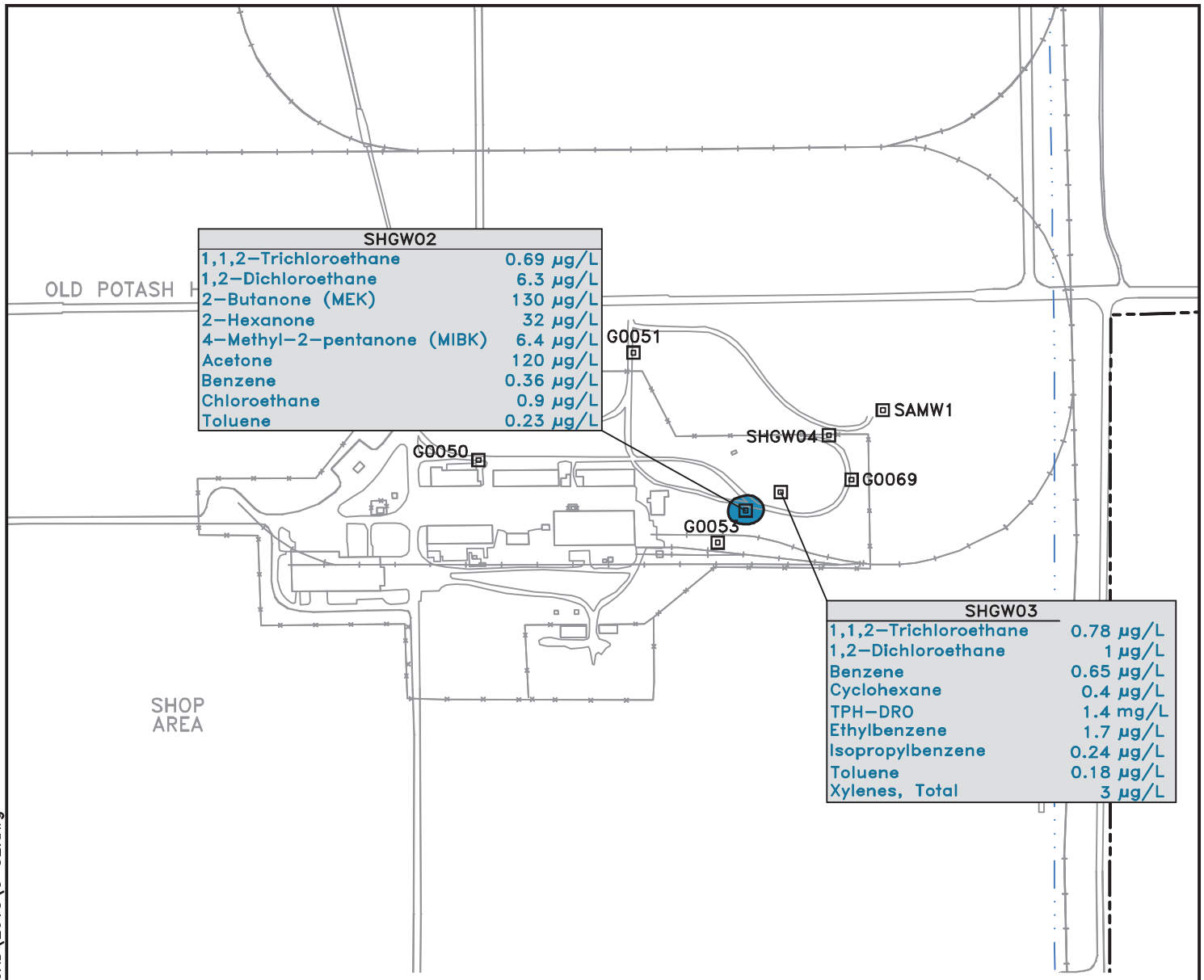

LEGEND:

ON–POST GROUNDWATER MONITORING WELL

VOC CONCENTRATIONS > MCL (1,2–DCA MCL IS 5 µg/L)

FACILITY BOUNDARY

DRAINAGE DITCH FLOW DIRECTION

1,2–DCA = 1,2–DICHLOROETHANE
J = ESTIMATED QUALIFIER
MCL = MAXIMUM CONTAMINANT LEVEL
Mg/L = MILLIGRAMS PER LITER
OU = OPERABLE UNIT
µg/L = MICROGRAMS PER LITER
VOC = VOLATILE ORGANIC COMPOUND
TPH–DRO = TOTAL PETROLEUM HYDROCARBON–DIESEL RANGE ORGANICS

0 500 1000
SCALE FEET

N

Brice ENGINEERING AECOM

VOC PLUME
SHOP AREA (OU3) AUGUST 2014
CORNHUSKER ARMY AMMUNITION PLANT

DRN. BY: DPG	DATE: 01/24/19	PROJECT NO. 60565355	FIG. NO. 5–32
CHK'D. BY: DC	DATE: 01/24/19		

February 04, 2019 9:26:18 a.m.
Drawing: O:\DCS\Projects\ENV\60565355_CHAAP_2018\900_CAD_GIS\910_CAD\2018\5-32.dwg

Figure 18: VOC Plume – Shop Area (OU3) August 2014

This page intentionally left blank.

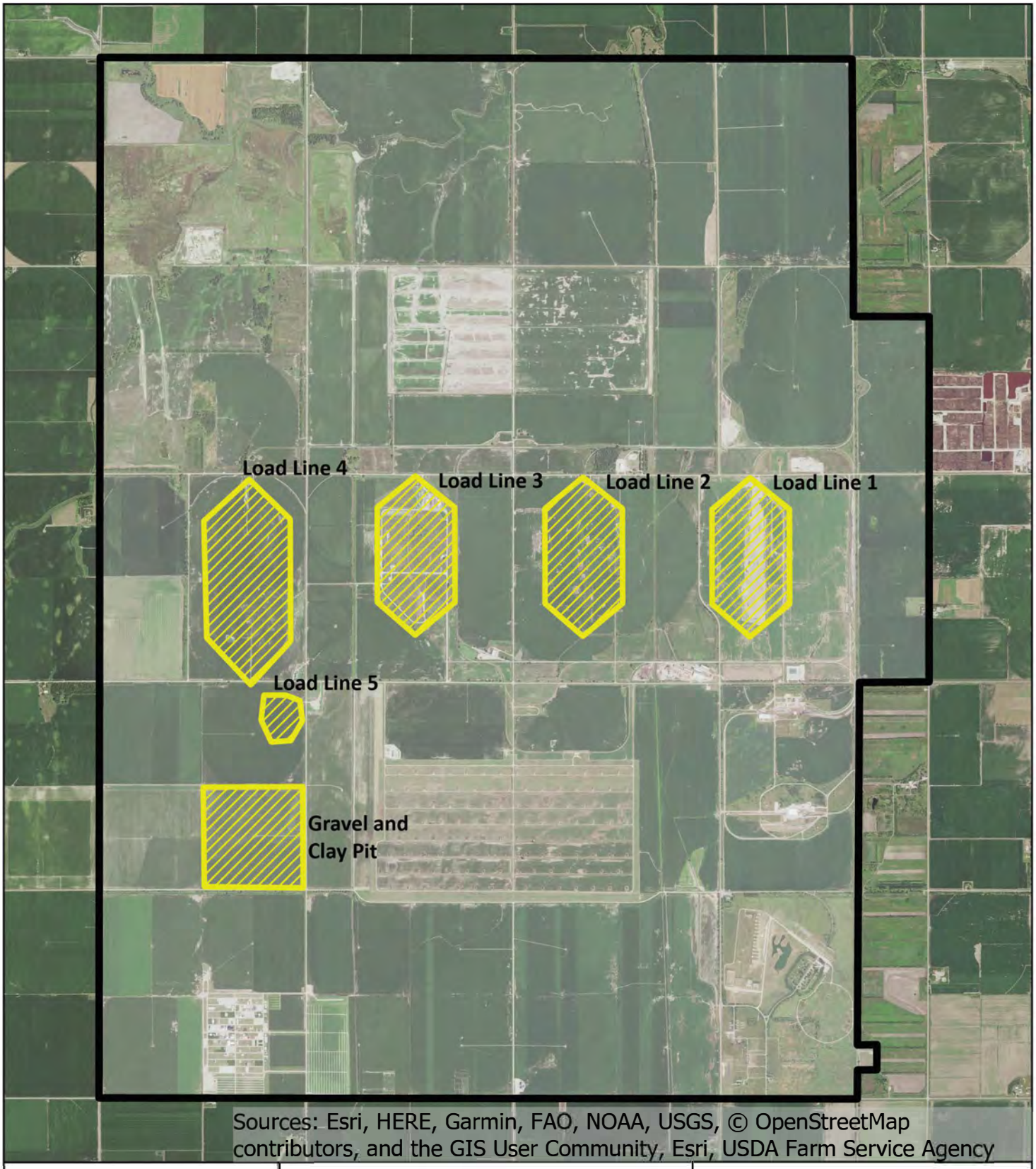

DAWSON

Legend

N

Facility Boundary

Areas of Concern Designated as OU 4

0 0.5 1 2 Miles

Figure 19: Cornhusker Army Ammunition Plant OU 4

Fourth Five-Year Review Report
Cornhusker Army Ammunition Plant

Project No. 10624
January 2020

This page intentionally left blank.

APPENDIX A

CORNHUSKER AAP WELL INVENTORY

This page intentionally left blank.

Active Registered Wells, Cornhusker Army Ammunition Plant

Registration Number	Well Use Description	Registration Date	Completion Date
G-126639	Commercial/Industrial	4/4/2004	12/31/1941
G-126638	Commercial/Industrial	4/4/2004	11/24/1942
G-093857	Domestic	12/11/1997	8/22/1996
G-141766	Domestic	9/18/2006	6/4/2002
G-152899	Domestic	5/28/2009	8/2/2004
G-132461	Domestic	2/17/2005	11/17/2004
G-138773	Domestic	2/8/2006	7/11/2005
G-139427	Domestic	3/30/2006	8/9/2005
G-140276	Domestic	6/11/2006	11/11/2005
G-145780	Domestic	8/12/2007	6/14/2007
G-145778	Domestic	8/12/2007	6/18/2007
G-145779	Domestic	8/12/2007	6/27/2007
G-145781	Domestic	8/12/2007	6/28/2007
G-148135	Domestic	1/29/2008	10/4/2007
G-153923	Domestic	9/10/2009	7/31/2009
G-155913	Domestic	5/20/2010	3/24/2010
G-174701*	Domestic	3/22/2016	3/7/2016
G-181584	Domestic	1/10/2017	7/12/2016
G-184005	Domestic	12/7/2017	10/9/2017
G-175677*	Heat Pump well - Open Loop Heat Pump Well	10/13/2016	8/17/2016
G-118934	Irrigation	12/10/2002	12/31/1939
G-131372	Irrigation	12/9/2004	12/31/1939
G-175831	Irrigation	4/2/2015	12/31/1944
G-136902	Irrigation	10/12/2005	12/31/1949
G-136903	Irrigation	10/12/2005	12/31/1949
G-136905	Irrigation	10/12/2005	12/31/1949
G-136904	Irrigation	10/12/2005	12/31/1949
G-106397	Irrigation	7/13/2000	6/9/1957
G-019311	Irrigation	1/14/1959	7/5/1957
G-109409	Irrigation	3/21/2001	4/1/1967
G-145775	Irrigation	8/12/2007	4/26/1970
G-118494	Irrigation	11/17/2002	6/10/1970
G-126642	Irrigation	4/4/2004	12/31/1973
G-124529	Irrigation	11/19/2003	6/5/1977
G-061430	Irrigation	5/6/1979	5/21/1978
G-060379	Irrigation	8/21/1978	6/1/1978
G-060595	Irrigation	10/17/1978	7/30/1978
G-113426	Irrigation	12/16/2001	6/3/1979
G-123998	Irrigation	10/20/2003	12/31/1983
G-124000	Irrigation	10/20/2003	12/31/1983
G-123999	Irrigation	10/20/2003	12/31/1983
G-124464	Irrigation	11/16/2003	12/31/1984
G-113425	Irrigation	12/16/2001	7/24/1985
G-070506	Irrigation	6/23/1987	5/11/1987

Registration Number	Well Use Description	Registration Date	Completion Date
G-116650	Irrigation	7/28/2002	4/25/1989
G-114919	Irrigation	3/7/2002	6/7/1989
G-157786	Irrigation	12/12/2010	12/31/1995
G-157785	Irrigation	12/12/2010	12/31/1995
G-157784	Irrigation	12/12/2010	12/31/1995
G-106396	Irrigation	7/13/2000	8/31/1996
G-106395	Irrigation	12/3/2000	7/19/2000
G-106399	Irrigation	12/3/2000	7/20/2000
G-106400	Irrigation	10/1/2000	7/23/2000
G-019308	Irrigation	10/1/2000	7/24/2000
G-110174	Irrigation	6/4/2001	4/16/2001
G-110175	Irrigation	6/4/2001	4/19/2001
G-115469	Irrigation	4/28/2002	3/13/2002
G-115468	Irrigation	4/28/2002	3/17/2002
G-117407	Irrigation	9/10/2002	4/29/2002
G-116266	Irrigation	6/26/2002	5/22/2002
G-062407	Irrigation	7/18/2002	5/22/2002
G-119233	Irrigation	12/26/2002	6/25/2002
G-115726	Irrigation	8/29/2002	7/10/2002
G-118165	Irrigation	10/27/2002	7/29/2002
G-103305	Irrigation	4/29/2003	11/8/2002
G-126643	Irrigation	4/4/2004	12/1/2003
G-126641	Irrigation	4/4/2004	12/30/2003
G-126156	Irrigation	2/29/2004	2/24/2004
G-124416	Irrigation	1/10/2005	6/30/2004
G-132049	Irrigation	1/20/2005	10/13/2004
G-130333	Irrigation	6/22/2005	4/17/2005
G-109410	Irrigation	6/9/2005	4/18/2005
G-150510	Irrigation	12/13/2006	7/4/2005
G-103304	Irrigation	1/26/2006	10/27/2005
G-118495	Irrigation	8/2/2006	4/13/2006
G-152664	Irrigation	4/26/2009	6/30/2008
G-060552	Irrigation	5/18/2009	5/11/2009
G-162093	Irrigation	3/8/2012	5/15/2011
G-161200	Irrigation	12/11/2011	6/1/2011
G-162092	Irrigation	3/8/2012	6/1/2011
G-161201	Irrigation	12/11/2011	6/7/2011
G-160046	Irrigation	8/16/2011	6/30/2011
G-168866	Irrigation	9/15/2013	4/4/2012
G-157787	Irrigation	7/5/2012	5/17/2012
G-135463	Irrigation	6/13/2013	5/8/2013
G-124001	Irrigation	6/10/2013	5/31/2013
G-171352	Irrigation	3/10/2014	6/18/2013
G-171354	Irrigation	3/10/2014	6/25/2013
G-175341	Irrigation	1/28/2015	6/30/2013
G-175343	Irrigation	1/28/2015	9/30/2013

Registration Number	Well Use Description	Registration Date	Completion Date
G-172973	Irrigation	7/22/2014	5/29/2014
G-172589	Irrigation	6/17/2014	6/1/2014
G-175342	Irrigation	1/28/2015	7/30/2014
G-176310	Irrigation	5/20/2015	4/6/2015
G-111191*	Irrigation	7/27/2016	3/10/2016
G-123405*	Irrigation	10/6/2019	5/14/2019
G-112966	Irrigation	11/18/2001	
G-084311	Livestock	4/3/1995	9/15/1994
G-084312	Livestock	4/3/1995	9/15/1994
G-118739	Livestock	12/3/2002	3/31/2002
G-141812	Livestock	9/21/2006	9/4/2006
G-150717	Livestock	10/6/2008	8/11/2008
G-150718	Livestock	10/6/2008	8/12/2008
G-138475	Observation (Ground Water Levels)	1/18/2006	12/14/2005
G-138504	Observation (Ground Water Levels)	1/18/2006	12/14/2005
G-138506	Observation (Ground Water Levels)	1/18/2006	12/14/2005
G-149640	Other	6/25/2008	4/22/2008
G-149641	Other	6/25/2008	4/24/2008
G-172671	Other	6/25/2014	5/13/2014
G-180615	Other	10/2/2016	8/7/2016
G-186171	Other	10/21/2018	7/9/2018

* Replacement Wells
Blue = Wells installed

This page intentionally left blank.

APPENDIX B

PUBLIC NOTICE AFFIDAVIT

This page intentionally left blank.

REFERENCE: 31128737
20577509
Public Notice - Five-Year Review for Cornhusker Army Ammunition Plant

Debra Smith being first duly sworn on his/her oath, deposes and says that he/she is the Legals Clerk of the Grand Island Independent, a newspaper printed and published at Grand Island, in Hall County, Nebraska, and of general circulation in Hall County, Nebraska, and as such has charge of the records and files of the Grand Island Independent, and affiant knows of his/her own personal knowledge that said newspaper has a bona fide circulation of more than 500 copies of each issue, has been published at Grand Island, Nebraska, for more than 52 weeks successively prior to the first publication of the annexed printed notice, and is a legal newspaper under the statutes of the State of Nebraska; that the annexed printed notice was published in said newspaper.

Debra Smith

PUBLISHED ON:
12/22/19

TOTAL COST: 578.55
AD SPACE:

Subscribed in my presence and sworn to before me this 10 th day of January, 2020.

My commission expires 4-2, 20 22

Leann L Wilsey
Notary Public

State of Nebraska – General Notary
LEANN L WILSEY
My Commission Expires
April 2, 2022

PUBLIC NOTICE:

Five-Year Review for Cornhusker Army Ammunition Plant

Grand Island, Nebraska

The Army is initiating the fourth Five-Year Review for the former Cornhusker Army Ammunition Plant (AAP) located in Grand Island, Nebraska. The Army, with oversight by U.S. Environmental Protection Agency and Nebraska Department of Environment and Energy, is conducting this Five-Year Review as required by the Comprehensive Environmental Response, Compensation, and Liability Act, commonly known as Superfund, and the National Oil and Hazardous Substances Pollution Contingency Plan, known as NCP. Cornhusker AAP was added to the National Priorities List in 1987. The purpose of the Five-Year Review is to determine whether the selected remedy at a site remains protective of human health and the environment. If any issues are identified that impact the remedial actions' protectiveness, the Five-Year Review report will include recommendations to address them. This review evaluates protectiveness of the remedies for Operable Units (OU): OU1, OU2, OU3, and OU4. Pursuant to Records of Decision (ROD) in 1994, 1998, 1999, and 2000, an Explanation of Significant Difference in 1996, and a ROD Amendment in 2001.

Components of the selected remedy for OU1 include groundwater extraction and treatment for the on-site plume, monitored natural attenuation (MNA) for the off-site plume, and institutional controls to limit public exposure to contaminated groundwater both on-site (in the form of deed restrictions) and off-site (in the form of a City Ordinance).

The selected remedy outlined in the September 1998 ROD for OU2 identified no further action/no response action.

Components of the selected remedy for OU3 include excavation and off-site disposal of contaminated soils, MNA of volatile organic compounds in groundwater at the Shop Area, and deed restrictions to prevent residential use in the form of proprietary institutional controls restricting future use of the property.

The selected remedy for OU4 includes institutional controls in the form of deed restrictions to prevent residential use.

The fourth Cornhusker AAP Five-Year Review Report is anticipated to be signed in September 2020. The final report will be available in the administrative record located at:

Grand Island Public Library
211 North Washington Street
Grand Island, Nebraska 68802

Should members of the community have questions or comments about the fourth Cornhusker AAP Five-Year Review or are interested in additional site information, please contact Mr. Gill or Ms. Albrecht. Their contact information is:

U.S. Army Corps of Engineers
Jeff Gill
1616 Capitol Avenue
Omaha, Nebraska 68102
402-995-2776
Jeff.gill@usace.army.mil

U.S. Army Environmental Command
Linda Albrecht
2455 Reynolds Road
Fort Sam Houston, Texas 78234
210-466-0823
Linda.b.albrecht.civ@mail.mil

APPENDIX C

SITE INSPECTION FORMS

This page intentionally left blank.

I. SITE INFORMATION	
Site name: Cornhusker Army Ammunition Plant (AAP) Operable Units (OU): OU1, OU2, OU3, OU4	**Date of inspection:** December 4, 2019
Location and Region: Grand Island, Nebraska	**EPA ID:** NE2213820234
Agency, office, or company leading the five-year review: Dawson Solutions, LLC	**Weather/temperature:** Clear, 34°F.

Remedy Includes: (Check all that apply)

☐ Landfill cover/containment
☐ Access controls
☒ Institutional controls
☒ Groundwater pump and treatment
☐ Surface water collection and treatment
☒ Other No Further Action/ No Response Action
☒ Monitored natural attenuation
☐ Groundwater containment
☐ Vertical barrier walls

Attachments: ☒ Inspection team roster attached ☐ Site map attached

II. INTERVIEWS (Check all that apply)

1. **O&M site manager** Corey Schwabenlander Lead Project Manager December 18, 2019
   Name Title Date
   Interviewed ☐ at site ☐ at office ☐ by phone Phone no. 801-558-6032
   Problems, suggestions; ☒ Report attached Interview questions answered via email. Interview summary provided in Enclosure C.

2. **O&M staff** Gary Carson GWTF Plant Operator December 11, 2019
   Name Title Date
   Interviewed ☐ at site ☐ at office ☒ by phone Phone no. 308-379-7542
   Problems, suggestions; ☒ Report attached Interview summary provided in Enclosure C.

3. **Local regulatory authorities and response agencies** (i.e., State and Tribal offices, emergency response office, police department, office of public health or environmental health, zoning office, recorder of deeds, or other city and county offices, etc.) Fill in all that apply.

Agency USACE, Omaha District
Contact Jeff Gill Project Manager December 4, 2019 402-995-2776
Name Title Date Phone no.
Problems; suggestions; ☒ Report attached Interview summary provided in Enclosure C.

Agency Nebraska Department of Environment and Energy
Contact Nancy Harris Groundwater Geologist December 4, 2019 402-471-1748
Name Title Date Phone no.
Problems; suggestions; ☒ Report attached Interview summary provided in Enclosure C.

Agency U.S. Environmental Protection Agency
Contact Bill Gresham Remedial Project Manager December 11, 2019 913-551-7804
Name Title Date Phone no.
Problems; suggestions; ☒ Report attached Interview summary provided in Enclosure C.

Agency _____
Contact _____
Name Title Date Phone no.
Problems; suggestions; ☐ Report attached _____

4. **Other interviews** (optional) ☐ Report attached.

III. ON-SITE DOCUMENTS & RECORDS VERIFIED (Check all that apply)

1. **O&M Documents**

☒ O&M manual	☒ Readily available	☒ Up to date	☐ N/A
☒ As-built drawings	☒ Readily available	☒ Up to date	☐ N/A
☒ Maintenance logs	☒ Readily available	☒ Up to date	☐ N/A

Remarks: _____

2. **Site-Specific Health and Safety Plan** ☒ Readily available ☒ Up to date ☐ N/A
☒ Contingency plan/emergency response plan ☒ Readily available ☒ Up to date ☐ N/A
Remarks: _____

3. **O&M and OSHA Training Records** ☐ Readily available ☐ Up to date ☐ N/A
Remarks: The site inspection team was unable to verify records during inspection due to lack of O&M personnel on site.

4. **Permits and Service Agreements**

☐ Air discharge permit	☐ Readily available	☐ Up to date	☒ N/A
☒ Effluent discharge	☒ Readily available	☒ Up to date	☐ N/A
☐ Waste disposal, POTW	☐ Readily available	☐ Up to date	☒ N/A
☐ Other permits_____	☐ Readily available	☐ Up to date	☒ N/A

Remarks: _____

5. **Gas Generation Records** ☐ Readily available ☐ Up to date ☒ N/A
Remarks: _____

6. **Settlement Monument Records** ☐ Readily available ☐ Up to date ☒ N/A
Remarks: _____

7. **Groundwater Monitoring Records** ☒ Readily available ☒ Up to date ☐ N/A
Remarks: _____

8. **Leachate Extraction Records** ☐ Readily available ☐ Up to date ☒ N/A
Remarks: _____

9. **Discharge Compliance Records**

☐ Air	☐ Readily available	☐ Up to date	☒ N/A
☒ Water (effluent)	☐ Readily available	☐ Up to date	☐ N/A

Remarks: The site inspection team was unable to verify records during inspection due to lack of O&M personnel on site.

10. **Daily Access/Security Logs** ☐ Readily available ☐ Up to date ☐ N/A
Remarks: The site inspection team was unable to verify records during inspection due to lack of O&M personnel on site.

IV. O&M COSTS

1. **O&M Organization**

☐ State in-house ☐ Contractor for State
☐ PRP in-house ☐ Contractor for PRP
☐ Federal Facility in-house ☒ Contractor for Federal Facility
☐
Other_____
_____

2. **O&M Cost Records**

☐ Readily available ☐ Up to date ☒ N/A
☐ Funding mechanism/agreement in place
Original O&M cost estimate_____ ☐ Breakdown attached

Total annual cost by year for review period if available

From_____ To_____ _____ ☐ Breakdown attached
Date Date Total cost
From_____ To_____ _____ ☐ Breakdown attached
Date Date Total cost
From_____ To_____ _____ ☐ Breakdown attached
Date Date Total cost
From_____ To_____ _____ ☐ Breakdown attached
Date Date Total cost
From_____ To_____ _____ ☐ Breakdown attached
Date Date Total cost

3. **Unanticipated or Unusually High O&M Costs During Review Period**
Describe costs and reasons: _____
_____
_____
_____
_____
_____

V. ACCESS AND INSTITUTIONAL CONTROLS ☒ Applicable ☐ N/A

A. Fencing

1. **Fencing damaged** ☐ Location shown on site map ☒ Gates secured ☐ N/A
Remarks: _____

B. Other Access Restrictions

1. **Signs and other security measures** ☐ Location shown on site map ☐ N/A
Remarks: The inspection team noted signs were installed and visible on fencing and buildings.

C. Institutional Controls (ICs)

1. **Implementation and enforcement**
Site conditions imply ICs not properly implemented ☐Yes ☒ No ☐N/A
Site conditions imply ICs not being fully enforced ☐Yes ☒ No ☐N/A

Type of monitoring (*e.g.*, self-reporting, drive by) _____
Frequency _____
Responsible party/agency _____
Contact _____
Name Title Date Phone no.

Reporting is up-to-date ☒Yes ☐No ☐N/A
Reports are verified by the lead agency ☒Yes ☐No ☐N/A

Specific requirements in deed or decision documents have been met ☒Yes ☐No ☐N/A
Violations have been reported ☐Yes ☒No ☐N/A
Other problems or suggestions: ☐Report attached
IC review is included in the fourth Five-Year Review.

2. **Adequacy** ☒ ICs are adequate ☐ ICs are inadequate ☐ N/A
Remarks: IC review is included in the fourth Five-Year Review.

D. General

1. **Vandalism/trespassing** ☐ Location shown on site map ☒ No vandalism evident
Remarks: _____

2. **Land use changes on site** ☒ N/A
Remarks: _____

3. **Land use changes off site** ☒ N/A
Remarks: _____

VI. GENERAL SITE CONDITIONS

A. Roads ☒ Applicable ☐ N/A

1. **Roads damaged** ☐ Location shown on site map ☒ Roads adequate ☐ N/A
Remarks: _____

B. Other Site Conditions

Remarks: The site inspection team noted that gates and fencing surrounding pump houses should be evaluated for damage, repair, and maintenance.

VII. LANDFILL COVERS ☐ Applicable ☒ N/A

A. Landfill Surface

1. **Settlement** (Low spots) ☐ Location shown on site map ☐ Settlement not evident
Areal extent_____ Depth_____
Remarks_____

2. **Cracks** ☐ Location shown on site map ☐ Cracking not evident
Lengths_____ Widths_____ Depths_____
Remarks_____

3. **Erosion** ☐ Location shown on site map ☐ Erosion not evident
Areal extent_____ Depth_____
Remarks_____

4. **Holes** ☐ Location shown on site map ☐ Holes not evident
Areal extent_____ Depth_____
Remarks_____

5. **Vegetative Cover** ☐ Grass ☐ Cover properly established ☐ No signs of stress
☐ Trees/Shrubs (indicate size and locations on a diagram)
Remarks_____

6. **Alternative Cover (armored rock, concrete, etc.)** ☐ N/A
Remarks_____

7. **Bulges** ☐ Location shown on site map ☐ Bulges not evident
Areal extent_____ Height_____
Remarks_____
_____

8. **Wet Areas/Water Damage** ☐ Wet areas/water damage not evident
☐ Wet areas ☐ Location shown on site map Areal extent_____
☐ Ponding ☐ Location shown on site map Areal extent_____
☐ Seeps ☐ Location shown on site map Areal extent_____
☐ Soft subgrade ☐ Location shown on site map Areal extent_____
Remarks_____
_____

9. **Slope Instability** ☐ Slides ☐ Location shown on site map ☐ No evidence of slope instability
Areal extent_____
Remarks_____
_____

B. Benches ☐ Applicable ☐ N/A
(Horizontally constructed mounds of earth placed across a steep landfill side slope to interrupt the slope in order to slow down the velocity of surface runoff and intercept and convey the runoff to a lined channel.)

1. **Flows Bypass Bench** ☐ Location shown on site map ☐ N/A or okay
Remarks_____
_____

2. **Bench Breached** ☐ Location shown on site map ☐ N/A or okay
Remarks_____
_____

3. **Bench Overtopped** ☐ Location shown on site map ☐ N/A or okay
Remarks_____
_____

C. Letdown Channels ☐ Applicable ☐ N/A
(Channel lined with erosion control mats, riprap, grout bags, or gabions that descend down the steep side slope of the cover and will allow the runoff water collected by the benches to move off of the landfill cover without creating erosion gullies.)

1. **Settlement** ☐ Location shown on site map ☐ No evidence of settlement
Areal extent_____ Depth_____
Remarks_____
_____

2. **Material Degradation** ☐ Location shown on site map ☐ No evidence of degradation
Material type_____ Areal extent_____
Remarks_____
_____

3. **Erosion** ☐ Location shown on site map ☐ No evidence of erosion
Areal extent_____ Depth_____
Remarks_____
_____

4. **Undercutting** ☐ Location shown on site map ☐ No evidence of undercutting
Areal extent_____ Depth_____
Remarks_____
_____

5. **Obstructions** Type_____ ☐ No obstructions
☐ Location shown on site map Areal extent_____
Size_____
Remarks_____
_____

6. **Excessive Vegetative Growth** Type_____
☐ No evidence of excessive growth
☐ Vegetation in channels does not obstruct flow
☐ Location shown on site map Areal extent_____
Remarks_____
_____

D. Cover Penetrations ☐ Applicable ☐ N/A

1. **Gas Vents** ☐ Active ☐ Passive
☐ Properly secured/locked ☐ Functioning ☐ Routinely sampled ☐ Good condition
☐ Evidence of leakage at penetration ☐ Needs Maintenance
☐ N/A
Remarks_____
_____

2. **Gas Monitoring Probes**
☐ Properly secured/locked ☐ Functioning ☐ Routinely sampled ☐ Good condition
☐ Evidence of leakage at penetration ☐ Needs Maintenance ☐ N/A
Remarks_____
_____

3. **Monitoring Wells** (within surface area of landfill)
☐ Properly secured/locked ☐ Functioning ☐ Routinely sampled ☐ Good condition
☐ Evidence of leakage at penetration ☐ Needs Maintenance ☐ N/A
Remarks_____
_____

4. **Leachate Extraction Wells**
☐ Properly secured/locked ☐ Functioning ☐ Routinely sampled ☐ Good condition
☐ Evidence of leakage at penetration ☐ Needs Maintenance ☐ N/A
Remarks_____
_____

5. **Settlement Monuments** ☐ Located ☐ Routinely surveyed ☐ N/A
Remarks_____
_____

E. Gas Collection and Treatment ☐ Applicable ☐ N/A

1. **Gas Treatment Facilities**
☐ Flaring ☐ Thermal destruction ☐ Collection for reuse
☐ Good condition ☐ Needs Maintenance
Remarks_____
_____

2. **Gas Collection Wells, Manifolds and Piping**
☐ Good condition ☐ Needs Maintenance
Remarks_____
_____

3. **Gas Monitoring Facilities** (*e.g.*, gas monitoring of adjacent homes or buildings)
☐ Good condition ☐ Needs Maintenance ☐ N/A
Remarks_____
_____

F. Cover Drainage Layer ☐ Applicable ☐ N/A

1. **Outlet Pipes Inspected** ☐ Functioning ☐ N/A
Remarks_____
_____

2. **Outlet Rock Inspected** ☐ Functioning ☐ N/A
Remarks_____
_____

G. Detention/Sedimentation Ponds ☐ Applicable ☐ N/A

1. **Siltation** Areal extent_____ Depth_____ ☐ N/A
☐ Siltation not evident
Remarks_____
_____

2. **Erosion** Areal extent_____Depth_____
☐ Erosion not evident
Remarks_____
_____

3. **Outlet Works** ☐ Functioning ☐ N/A
Remarks_____
_____

4. **Dam** ☐ Functioning ☐ N/A
Remarks_____
_____

H. Retaining Walls ☐ Applicable ☐ N/A

1.	**Deformations** ☐ Location shown on site map ☐ Deformation not evident Horizontal displacement_____ Vertical displacement_____ Rotational displacement_____ Remarks_____ _____
2.	**Degradation** ☐ Location shown on site map ☐ Degradation not evident Remarks_____ _____
I. Perimeter Ditches/Off-Site Discharge	☐ Applicable ☐ N/A
1.	**Siltation** ☐ Location shown on site map ☐ Siltation not evident Areal extent_____ Depth_____ Remarks_____ _____
2.	**Vegetative Growth** ☐ Location shown on site map ☐ N/A ☐ Vegetation does not impede flow Areal extent_____ Type_____ Remarks_____ _____
3.	**Erosion** ☐ Location shown on site map ☐ Erosion not evident Areal extent_____ Depth_____ Remarks_____ _____
4.	**Discharge Structure** ☐ Functioning ☐ N/A Remarks_____

VIII. VERTICAL BARRIER WALLS ☐ Applicable ☒ N/A
1. **Settlement** ☐ Location shown on site map ☐ Settlement not evident Areal extent_____ Depth_____ Remarks_____
2. **Performance Monitoring** Type of monitoring_____ ☐ Performance not monitored Frequency_____ ☐ Evidence of breaching Head differential_____ Remarks_____
IX. GROUNDWATER/SURFACE WATER REMEDIES ☒ Applicable ☐ N/A
A. Groundwater Extraction Wells, Pumps, and Pipelines ☒ Applicable ☐ N/A
1. **Pumps, Wellhead Plumbing, and Electrical** ☒ Good condition ☐ All required wells properly operating ☐ Needs Maintenance ☐ N/A Remarks: All groundwater extraction pumps are currently off-line as part of a planned shut-down. The site inspection team noted that equipment inside the GWTF was in good standing. All pump houses were locked and secured, the inspection team was unable to access pump houses to verify proper operation during the site inspection.
2. **Extraction System Pipelines, Valves, Valve Boxes, and Other Appurtenances** ☒ Good condition ☐Needs Maintenance Remarks: _____
3. **Spare Parts and Equipment** ☒ Readily available ☒ Good condition ☐ Requires upgrade ☐ Needs to be provided Remarks: _____
B. Surface Water Collection Structures, Pumps, and Pipelines ☐ Applicable ☒ N/A
1. **Collection Structures, Pumps, and Electrical** ☐ Good condition ☐ Needs Maintenance Remarks: _____
2. **Surface Water Collection System Pipelines, Valves, Valve Boxes, and Other Appurtenances** ☐ Good condition ☐ Needs Maintenance Remarks: _____
3. **Spare Parts and Equipment** ☐ Readily available ☐ Good condition ☐ Requires upgrade ☐ Needs to be provided Remarks: _____ _____

C. Treatment System ☒ Applicable ☐ N/A

1. **Treatment Train** (Check components that apply)
   ☐ Metals removal ☐ Oil/water separation ☐ Bioremediation
   ☐ Air stripping ☒ Carbon adsorbers
   ☐ Filters_____
   ☐ Additive (*e.g.*, chelation agent, flocculent) _____
   ☐ Others _____
   ☒ Good condition ☐ Needs Maintenance
   ☒ Sampling ports properly marked and functional
   ☒ Sampling/maintenance log displayed and up to date
   ☒ Equipment properly identified
   ☒ Quantity of groundwater treated annually ~147.7 million gallons
   ☐ Quantity of surface water treated annually_____
   Remarks: _____

2. **Electrical Enclosures and Panels** (properly rated and functional)
   ☐ N/A ☒ Good condition ☐ Needs Maintenance
   Remarks: _____

3. **Tanks, Vaults, Storage Vessels**
   ☐ N/A ☒ Good condition ☒ Proper secondary containment ☐ Needs Maintenance
   Remarks: _____

4. **Discharge Structure and Appurtenances**
   ☐ N/A ☒ Good condition ☐ Needs Maintenance
   Remarks: _____

5. **Treatment Building(s)**
   ☐ N/A ☒ Good condition (esp. roof and doorways) ☐ Needs repair
   ☒ Chemicals and equipment properly stored
   Remarks: _____

6. **Monitoring Wells** (pump and treatment remedy)
   ☐ Properly secured/locked ☒ Functioning ☒ Routinely sampled ☐ Good condition
   ☒ All required wells located ☒ Needs Maintenance ☐ N/A
   Remarks: The site inspection team observed damage such as cracked well pads/broken covers at several wells. A complete monitoring well inventory and inspection is recommended.

D. Monitoring Data

1. Monitoring Data
   ☒ Is routinely submitted on time ☒ Is of acceptable quality

2. Monitoring data suggests:
   ☒ Groundwater plume is effectively contained ☐ Contaminant concentrations are declining

E. Monitored Natural Attenuation
1. **Monitoring Wells** (natural attenuation remedy) ☐ Properly secured/locked ☒ Functioning ☒ Routinely sampled ☐ Good condition ☒ All required wells located ☒ Needs Maintenance ☐ N/A Remarks: The site inspection team observed damage such as cracked well pads/broken covers at several wells. A complete monitoring well inventory and inspection is recommended.
X. OTHER REMEDIES
If there are remedies applied at the site which are not covered above, attach an inspection sheet describing the physical nature and condition of any facility associated with the remedy. An example would be soil vapor extraction.

XI. OVERALL OBSERVATIONS

A. Implementation of the Remedy

Describe issues and observations relating to whether the remedy is effective and functioning as designed. Begin with a brief statement of what the remedy is to accomplish (i.e., to contain contaminant plume, minimize infiltration and gas emission, etc.).

OU1

The selected remedy at OU1 includes institutional controls to limit public exposure to contaminants, plume containment, groundwater extraction and treatment of the on-post plume and monitored natural attenuation of the off-post plume, in order to remediate groundwater to acceptable health advisory levels. The site inspection team confirmed that no residential land use is taking place at OU1. This area is limited to agricultural and industrial use. Groundwater monitoring data suggests that the contaminant plume has been contained. The site inspection team observed the groundwater extraction and treatment system and monitored natural attenuation wells on site. Based on the site inspection, the selected remedy is effective and functioning as designed.

OU2

The selected remedy at OU2 includes no further action/no response action with institutional controls in place to limit public exposure to contaminants. The site inspection team confirmed that no residential land use is taking place at OU2. This area is limited to agricultural and industrial use. Based on the site inspection, the selected remedy is effective and functioning as designed.

OU3

The selected remedy at OU3 includes institutional controls to limit public exposure to contaminants, excavation and removal of contaminated soils, and monitored natural attenuation of volatile organic compounds in order to remediate groundwater to acceptable health advisory levels. The soil sampling results indicate that concentrations of contaminants remain below the protective levels for industrial use as established in the Record of Decision. The site inspection team confirmed no residential land use is taking place at OU3, and the area is limited to agricultural and industrial use. Based on the site inspection, the selected remedy is effective and functioning as designed.

OU4

The selected remedy at OU4 includes institutional controls to limit public exposure to contaminants. Established deed restrictions do not permit residential development or residential contact with contaminated soils within OU4. The site inspection team confirmed that no residential land use is taking place at OU4 and the area is limited to agricultural, commercial, and industrial use. Based on the site inspection, the selected remedy is effective and functioning as designed.

B.	**Adequacy of O&M**
	Describe issues and observations related to the implementation and scope of O&M procedures. In particular, discuss their relationship to the current and long-term protectiveness of the remedy. No issues or observations were noted at the GWTF. Maintenance issues were noted at various inactive monitoring well sites and pump houses. The maintenance issues do not affect the current or long-term protectiveness of the remedy, as they are presently inactive.
C.	**Early Indicators of Potential Remedy Problems**
	Describe issues and observations such as unexpected changes in the cost or scope of O&M or a high frequency of unscheduled repairs, that suggest that the protectiveness of the remedy may be compromised in the future. There were no issues or observations as related to unexpected changes in the cost or scope of O&M to suggest that the protectiveness of the remedy is compromised.
D.	**Opportunities for Optimization**
	Describe possible opportunities for optimization in monitoring tasks or the operation of the remedy. OU1 is currently in the process of having an Explanation of Significant Differences prepared for the selected remedy. The site inspection team did not identify any opportunities for optimization of the remedy that will not be addressed in the Explanation of Significant Differences.

Figure 1- Site Inspection Team Roster

DAWSON

SAFETY MEETING ATTENDANCE LOG
Five-Year Review Site Inspections
Cornhusker Army Ammunition Plan
Grand Island, Nebraska

Contract Number: W912DQ-19-C-3002

Date: 12/4/19

Person Briefing: Chris Ciccerale

Weather: clear; 22°F; high 47°F expected

DAWSON Emergency Numbers
Jessica Berg – (240) 285-5074
Craig Vrabel – (808) 798-6669

Safety Briefing Topic: **Site orientation; AAPP and AHA review; General site hazards; trips/slips/falls; biological hazards.**

NAME	ROLE	RADIO CALL SIGN	TIME IN	TIME OUT	SIGNATURE
Jeff Gill	USACE		8:30		
Nancy Harris	NDEE		8:30		
Michelle Wilson	USACE-KC		8:30		
Breanna Stout	DAWSON		8:30		

SSHO Signature: **Date:** 12/4/19

APPENDIX D

SITE INSPECTION PHOTOGRAPH LOG

This page intentionally left blank.

Photograph 1	
Location: Cornhusker Army Ammunition Plant (AAP)	
Date: December 4, 2019	
Description: Air Compressor 1 in Ground Water Treatment Facility (GWTF).	

Photograph 2 **Location:** Cornhusker AAP **Date:** December 4, 2019 **Description:** Air Compressor Switchover Panel in GWTF.	
Photograph 3 **Location:** Cornhusker AAP **Date:** December 4, 2019 **Description:** Air Dryer in GWTF.	

Photograph 4	
Location: Cornhusker AAP	
Date: December 4, 2019	
Description: Granular Activated Carbon (GAC) Unit Control Panel in GWTF.	

Photograph 5 **Location:** Cornhusker AAP **Date:** December 4, 2019 **Description:** GAC Feed Pumps 1 and 2 in GWTF.	
Photograph 6 **Location:** Cornhusker AAP **Date:** December 4, 2019 **Description:** Lead GAC Unit in GWTF.	

Photograph 7 **Location:** Cornhusker AAP **Date:** December 4, 2019 **Description:** Main Instrument Panel in GWTF.	
Photograph 8 **Location:** Cornhusker AAP **Date:** December 4, 2019 **Description:** Motor Control Center – Main Electrical Panel in GWTF.	

Photograph 9 **Location:** Cornhusker AAP **Date:** December 4, 2019 **Description:** Filter Press in GWTF.	
Photograph 10 **Location:** Cornhusker AAP **Date:** December 4, 2019 **Description:** Filter Cake Chute in GWTF.	

Photograph 11	
Location: Cornhusker AAP	
Date: December 4, 2019	
Description: Current Site Conditions. Looking Northeast at GWTF.	
Photograph 12	
Location: Cornhusker AAP	
Date: December 4, 2019	
Description: Current Site Conditions. Looking West at Abandoned Burning Area.	

Photograph 13 **Location:** Cornhusker AAP **Date:** December 4, 2019 **Description:** Current Site Conditions. Looking Southwest at North Magazine Area.	
Photograph 14 **Location:** Cornhusker AAP **Date:** December 4, 2019 **Description:** Current Site Conditions. Looking East at EW-07 Pumphouse.	

Photograph 15	
Location: Cornhusker AAP	
Date: December 4, 2019	
Description: Current Site Conditions. Looking West at EW-04 Pumphouse.	
Photograph 16	
Location: Cornhusker AAP	
Date: December 4, 2019	
Description: Open Gate at EW-05 Pumphouse.	

Photograph 17 **Location:** Cornhusker AAP **Date:** December 4, 2019 **Description:** Current Site Conditions. Looking East at EW-06 Pumphouse.	
Photograph 18 **Location:** Cornhusker AAP **Date:** December 4, 2019 **Description:** Monitoring Well Pad Damage at EW-04 Pumphouse.	

Photograph 19	
Location: Cornhusker AAP	
Date: December 4, 2019	
Description: Erosion at EW-07 Pumphouse.	
Photograph 20	
Location: Cornhusker AAP	
Date: December 4, 2019	
Description: Fence Damage at EW-06 Pumphouse.	

Photograph 21	
Location: Cornhusker AAP	
Date: December 4, 2019	
Description: G0069 Monitoring Well.	
Photograph 22	
Location: Cornhusker AAP	
Date: December 4, 2019	
Description: SAMW 1 Monitoring Well.	

APPENDIX E

INTERVIEWS

This page intentionally left blank.

INTERVIEW RECORD

Site Name: Cornhusker Army Ammunition Plant
Subject: Five-Year Review **Date:** December 18, 2019
Type: ☐ Telephone ☐ Visit ☒ Other ☐ Incoming ☐ Outgoing
Location of Visit: N/A

Contact Made By:

Name: Breanna Stout
Title: Project Specialist
Organization: Dawson Solutions, LLC

Individual Contacted:

Name: Corey Schwabenlander
Title: Lead Project Manager
Organization: Brice Engineering
Telephone No: 801-558-6032
E-Mail Address: cschwabenlander@briceenvironmental.com
Street Address: 314 West Broadway, Suite 200
City: Salt Lake City **State:** Utah **Zip:** 84101

1. What is your overall impression of the project? (general sentiment)

The selected remedy and ongoing voluntary optimization efforts at OU 1 at CHAAP have been very successful.

2. Is the remedy functioning as expected? How well is the remedy performing?

Yes. The selected remedy (i.e., pump/treat and MNA) has continued to meet RAOs while voluntary optimization efforts (i.e., in situ bio remediation via direct subsurface injections) have significantly reduced remedial timeframes at the site. The ongoing injections and concurrent Rebound Study that was implemented in October 2019 is expected to make the final push towards meeting RAOs at the site.

3. What does the monitoring data show? Are there any trends that show contaminant levels are decreasing?

Implementing subsurface injections at CHAAP has significantly accelerated the cleanup process. The 2019 and 2020 injections associated with the OU 1 Rebound Study are expected to reduce the remedial timeframe by approximately 7 years and life cycle costs by approximately $6M.

4. Is there a continuous on-site O&M presence? If so, please describe staff and activities. If there is not a continuous on-site presence, describe staff and frequency of site inspections and activities.

There was continuous on-site O&M presence until the OU 1 Rebound Study was initiated in October 2019. As part of the rebound study, the pump and treat system (one groundwater extraction well and the groundwater treatment facility [GWTF]) was temporarily shut down/mothballed. The mothballing process is expected to be completed in January 2020. At that time, monthly inspections will occur at the GWTF.

5. Have there been any significant changes in the O&M requirements, maintenance schedules, or sampling routines since start-up or in the last five years? If so, do they affect the protectiveness or effectiveness of the remedy? Please describe changes and impacts.

Yes. See response above regarding implementation of the OU 1 Rebound Study. Multiple comparative numerical fate and transport modeling simulations have suggested that the explosives plume will NOT migrate after shutdown of the pump and treat system. A robust quarterly monitoring program is being implemented as part of the Rebound Study to monitor potential plume migration. Further, the Rebound Study Work Plan (Addendum 3 to the UFP-QAPP) outlined a detailed contingency plan that provides clear red flags, decision points, and contingency actions.

6. Have there been unexpected O&M difficulties or costs at the site since start-up or in the last five years? If so, please give details.

No.

7. Have there been opportunities to optimize O&M, or sampling efforts? Please describe changes and resultant or desired cost savings or improved efficiency.

Yes. See responses above regarding implementation of the Rebound Study and subsurface injections. All told, the 2019 and 2020 injections associated with the OU 1 Rebound Study are expected to reduce the remedial timeframe by approximately 7 years and life cycle costs by approximately $6M.

8. Do you have any comments, suggestions, or recommendations regarding the project?

The OU 1/OU 3 CHAAP project has been and continues to be very successful. Implementation of the OU 1 Rebound Study is a good example of working with stakeholders to optimize the remedy, reduce the remedial timeframe, decrease life cycle costs.

INTERVIEW RECORD

Site Name: Cornhusker Army Ammunition Plant
Subject: Five-Year Review **Date:** December 11, 2019
Type: ☒ Telephone ☐ Visit ☐ Other ☐ Incoming ☐ Outgoing
Location of Visit: N/A

Contact Made By:

Name: Breanna Stout
Title: Project Specialist
Organization: Dawson Solutions, LLC

Individual Contacted:

Name: Gary Carson
Title: Plant Operator
Organization: Brice Engineering
Telephone No: 308-379-7542
E-Mail Address: gcarson@briceeng.com
Street Address: 7502 W. 13th Street
City: Grand Island **State:** Nebraska **Zip:** 68883

The following summary was prepared based on responses provided during a telephone interview and is not a direct transcription of answers provided.

1. What is your overall impression of the project? (general sentiment)

Mr. Carson has an overall good impression of the project. Mr. Carson stated that the pump and treat system is coming to an end at an accelerated rate due to the injection program.

2. Is the remedy functioning as expected? How well is the remedy performing?

Mr. Carson replied yes, the remedy is functioning as expected, the 28th of October was the last day of the pump and treat system. Mr. Carson noted that the groundwater treatment plant worked well but has been outpaced by the groundwater bioremediation injections.

3. What does the monitoring data show? Are there any trends that show contaminant levels are decreasing?

Mr. Carson stated that monitoring data shows that the levels have decreased since the start of the project. According to Mr. Carson, in the last five years, the levels have been lower than HALs.

4. Is there a continuous on-site O&M presence? If so, please describe staff and activities. If there is not a continuous on-site presence, describe staff and frequency of site inspections and activities.

Mr. Carson informed DAWSON that CHAAP has gone from 1 full-time and 2 part-time employees at the start of the project to 1 part-time employee five years ago. Bay West was the initial contractor and it is now Brice Engineering.

5. Have there been any significant changes in the O&M requirements, maintenance schedules, or sampling routines since start-up or in the last five years? If so, do they affect the protectiveness or effectiveness of the remedy? Please describe changes and impacts.

Mr. Carson answered that process sampling was changed from monthly to quarterly in January 2014. The number of extraction wells was decreased to one well, pumping at 300gpm. Mr. Carson stated that these changes do not affect the protectiveness of the remedy.

6. Have there been unexpected O&M difficulties or costs at the site since start-up or in the last five years? If so, please give details.

Mr. Carson responded no, all equipment has worked as expected in the last five years.

7. Have there been opportunities to optimize O&M, or sampling efforts? Please describe changes and resultant or desired cost savings or improved efficiency.

Mr. Carson noted that sampling was evaluated periodically to make sure CHAAP is meeting Nebraska requirements. According to Mr. Carson, plant O&M optimization was done at the beginning of project, and nothing significant has been done at the pump and treat system in the last five years.

8. Do you have any comments, suggestions, or recommendations regarding the project?

Mr. Carson stated that in terms of the pump and treat system, the groundwater treatment process was optimized very well. Mr. Carson thinks the CHAAP system is unique in that it is housed indoors, and all extraction well pump houses were enclosed, therefore maintenance was much easier to do from a man power perspective.

INTERVIEW RECORD

Site Name: Cornhusker Army Ammunition Plant
Subject: Five-Year Review **Date:** December 4, 2019
Type: ☐ Telephone ☒ Visit ☐ Other ☐ Incoming ☐ Outgoing
Location of Visit: Grand Island, Nebraska

Contact Made By:

Name: Chris Cicerale
Title: Project Manager
Organization: Dawson Solutions, LLC

Individual Contacted:

Name: Jeff Gill
Title: Project Manager
Organization: United States Army Corps of Engineers, Omaha District
Telephone No: 402-995-2776
E-Mail Address: Jeff.Gill@usace.army.mil
Street Address: 1616 Capitol Avenue #3300
City: Omaha **State:** Nebraska **Zip:** 68102

The following summary was prepared based on responses provided during a recorded interview and is not a direct transcription of answers provided.

1. **What is your overall impression of the project?**

Mr. Gill feels the project continues to progress towards completion and is protective of human health and the environment.

2. **Have there been routine communication or activities conducted by your office regarding the Site?**

Mr. Gill has been with the project since 3 September 2019. Since his involvement with the project he has conducted monthly site visits to observe activities.

3. **Have there been any complaints, violations, or other incidents related to the site requiring a response by your office?**

Mr. Gill stated he is not aware of any complaints or violations and no issues came out of a recent public meeting.

4. **Do you feel well informed about the sites' activities and progress?**

Mr. Gill stated he is well informed of site activities.

5. **Do you have any comments, suggestions, or recommendations regarding the sites' management or operation?**

Mr. Gill stated as part of an earlier response that he would investigate the condition and status of the monitoring wells on site. He had no other comments or recommendations.

This page intentionally left blank.

INTERVIEW RECORD

Site Name: Cornhusker Army Ammunition Plant
Subject: Five-Year Review **Date:** December 11, 2019
Type: ☐ Telephone ☐ Visit ☒ Other ☐ Incoming ☐ Outgoing
Location of Visit: N/A

Contact Made By:

Name: Breanna Stout
Title: Project Specialist
Organization: Dawson Solutions, LLC

Individual Contacted:

Name: Bill Gresham
Title: Remedial Project Manager
Organization: United States Environmental Protection Agency
Telephone No: 913-551-7804
E-Mail Address: Gresham.Bill@epa.gov
Street Address: 11201 Renner Boulevard
City: Lenexa **State:** Kansas **Zip:** 66219

1. What is your overall impression of the project? (general sentiment)

I acknowledge that USACE manages the site seriously and effectively, with an eye toward timely completion of remedial action objectives. I believe the remedies for OUs 1, 2, 3 and 4 are protective of human health and the environment.

2. Have there been routine communications or activities (site visits, inspections, reporting activities, etc.) conducted by your office regarding the site? If so, please give purpose and results.

EPA maintains regular contact with USACE regarding activities at the site. There is a site open house every year, which EPA regularly attends. EPA last conducted sampling at the site in 2016, to evaluate presence of perchlorates in the groundwater. EPA also regularly participates in monthly conference calls to discuss current site activities and provides review of planning and reporting documents as submitted by USACE, related to the site.

3. Have there been any complaints, violations, or other incidents related to the site requiring a response by your office? If so, please give details of the events and results of the responses.

No.

4. Do you feel well informed about the site's activities and progress?

Yes.

5. Do you have any comments, suggestions, or recommendations regarding the site's management or operation?

Site operation is satisfactory from the regulatory perspective. EPA wishes to continue holding regular monthly conference calls to stay up to date on site activities. EPA's position relative to the fourth five year review at the site is that: the FYR needs to acknowledge the results of the 2016 1perchlorate sampling effort; and that, soon, a memorandum consistent with the "other finding" from the 2015 FYR, articulating how land use controls (LUCs) are addressed and enforced at the site needs to be completed, so that it may be referenced in the new FYR.

This page intentionally left blank.

INTERVIEW RECORD

Site Name: Cornhusker Army Ammunition Plant
Subject: Five-Year Review **Date:** December 4, 2019
Type: ☐ Telephone ☒ Visit ☐ Other ☐ Incoming ☐ Outgoing
Location of Visit: Grand Island, Nebraska

Contact Made By:

Name: Chris Cicerale
Title: Project Manager
Organization: Dawson Solutions, LLC

Individual Contacted:

Name: Nancy Harris
Title: Groundwater Geologist
Organization: Nebraska Department of Environment and Energy
Telephone No: 402-471-1748
E-Mail Address: Nancy.Harris@nebraska.gov
Street Address: Suite 400, The Atrium, 1200 N Street,
City: Lincoln **State:** Nebraska **Zip:** 68509-8922

1. What is your overall impression of the project? (general sentiment)

NDEE Response: OK.

2. Have there been routine communications or activities (site visits, inspections, reporting activities, etc.) conducted by your office regarding the site? If so, please give purpose and results.

NDEE Response: Yes, there have been meetings and conference calls to discuss the site's status and any proposed changes, such as the shutdown of EX7 by the USACE.

3. Have there been any complaints, violations, or other incidents related to the site requiring a response by your office? If so, please give details of the events and results of the responses.

NDEE Response: Not to my knowledge.

4. Do you feel well informed about the site's activities and progress?

NDEE Response: Yes.

5. Do you have any comments, suggestions, or recommendations regarding the site's management or operation?

NDEE Response: Yes, fix monitoring wells.

This page intentionally left blank.

INTERVIEW RECORD

Site Name: Cornhusker Army Ammunition Plant
Subject: Five-Year Review **Date:**
Type: ☒ Telephone ☐ Visit ☐ Other ☐ Incoming ☐ Outgoing
Location of Visit: N/A

Contact Made By:

Name: Breanna Stout
Title: Project Specialist
Organization: Dawson Solutions, LLC

Individuals Contacted:

Name: Dr. Brandi Flyr; Mr. Jesse Mintkin
Title: Hydrologist; Assistant Manager
Organization: Central Platte Natural Resources Division
Telephone No: 308-385-6282
E-Mail Address: fylr@cpnrd.org; mintken@cpnrd.org
Street Address: 215 Kauffman Avenue
City: Grand Island **State:** Nebraska **Zip:** 68803

The following summary was prepared based on responses provided during a telephone interview and is not a direct transcription of answers provided.

1. What is your overall impression of the project? (general sentiment)

Mr. Mintken stated that CPNRDs overall impression of the project is that the contractor did a great job and was able to get done ahead of schedule. Mr. Minkten noted the yearly meetings were sufficient throughout the scope of the project to stay informed.

2. What effects have site operations had on the surrounding community?

Mr. Mintken stated that CPNRD is not aware of any effects on the surrounding community from the remediation efforts; he noted the community has been well aware of the project.

3. Are you aware of any community concerns regarding the site or its operation and administration? If so, please give details.

Dr. Flyr stated that CPNRD is not aware of any community concerns regarding the site or its operation and administration.

4. Are you aware of any events, incidents, or activities at the site such as vandalism, trespassing, or emergency responses from local authorities? If so, please give details.

Mr. Mintken replied that CPNRD is not aware of any incidents. He noted that most of the property is private property, and there has been no vandalism to CPNRDs knowledge on either public or private land.

5. Do you feel well informed about the site's activities and progress?

Dr. Flyr answered yes, CPNRD feels well informed of site activities and progress.

6. Does your office receive annually updated GIS plume maps?

Mr. Mintken informed that Cornhusker AAP gives CPNRD a report every year, and he noted that he believes last year was their finishing year. Mr. Minken mentioned there were always maps and graphs accompanying the reports allowing CPNRD to be up-to-date on remediation efforts.

7. Do you have any comments, suggestions, or recommendations regarding the site's management or operation?

Neither Mr. Mintken nor Dr. Flyr had comments, suggestions, or recommendations regarding Cornhusker AAP management or operation.

Mr. Mintken inquired about the status of the monitoring and extraction wells at Cornhusker AAP. He stated that CPRNC might be interested in keeping extraction and monitoring wells open after the project to continue monitoring efforts in connection to the regional program.

INTERVIEW RECORD

Site Name: Cornhusker Army Ammunition Plant (AAP)
Subject: Five-Year Review **Date:**
Type: ☒ Telephone ☐ Visit ☐ Other ☐ Incoming ☐ Outgoing
Location of Visit:

Contact Made By:

Name: Breanna Stout
Title: Project Specialist
Organization: Dawson Solutions, LLC

Individual Contacted:

Name: Craig Lewis
Title: Building Department Director
Organization: City of Grand Island
Telephone No: 308-385-5325
E-Mail Address: craigl@grand-island.com
Street Address: 100 E. First Street
City: Grand Island **State:** Nebraska **Zip:** 68801

1. What is your overall impression of the project? (general sentiment)

Mr. Lewis stated that the project is working very well.

2. What effects have site operations had on the surrounding community?

Mr. Lewis responded that Cornhusker AAP had very little effects on the surrounding community, and all effects were positive. The City water supply was hooked up to the area, which would not have happened without the implementation of cleanup efforts, demonstrating positive impacts Cornhusker AAP has had on the community.

3. Are you aware of any community concerns regarding the site or its operation and administration? If so, please give details.

Mr. Lewis expressed neither he nor any of his city staff members were aware of any community concerns regarding Cornhusker AAP.

4. Are you aware of any events, incidents, or activities at the site such as vandalism, trespassing, or emergency responses from local authorities? If so, please give details.

Mr. Lewis was not aware of any events, incidents, or activities at the site.

5. Do you feel well informed about the site's activities and progress?

Mr. Lewis acknowledged that he feels well informed of site activities and progress. Grand Island is a small community so many people are connected throughout town and he is unaware of any negatives. He noted that several years ago the community was aware of some mechanical issues, but none recently

6. Does your office receive annually updated GIS plume maps?

Mr. Lewis confirmed the City of Grand Island receives annual updated GIS plume maps.

7. Do you have any comments, suggestions, or recommendations regarding the site's management or operation?

Mr. Lewis had no comments, suggestions, or recommendations regarding Cornhusker AAP site management or operation. He noted that the community appreciates the project and efforts should continue.

INTERVIEW RECORD

Site Name: Cornhusker Army Ammunition Plant (AAP)
Subject: Cornhusker AAP Five-Year Review **Date:** August 27, 2020 9:30 AM CST
Type: ☒ Telephone ☐ Visit ☐ Other ☐ Incoming ☐ Outgoing
Location of Visit: via Telephone

Contact Made By:

Name: Jessica Berg
Title: Senior Regulatory Specialist
Organization: Dawson Solutions, LLC

Individual Contacted:

Name: Dan Clement
Title: Water Resources Specialist
Organization: Central Platte Natural Resource District (CPNRD)
Telephone No: (308) 385-6282
E-Mail Address: dclement@cpnrd.org
Street Address: 215 Kaufman Avenue
City: Grand Island **State:** Nebraska **Zip:** 68803

Summary

DAWSON reached out to Mr. Clement to discuss the installation of wells at the former Cornhusker AAP.

Mr. Clement indicated that it was his understanding that the former ammunition plant had a pump and treat system in place, but he believed that had been taken off line years ago and that groundwater remediation goals have been achieved. DAWSON corrected Mr. Clement and informed him that was not the case and the pump and treatment system was mothballed in January 2020. Mr. Clement stated CPNRD receives the plume maps but he has not looked at them in some time. He indicated he used to communicate with the Army quite a bit but has not had any contact in the last few years. He did believe someone at CPNRD was still in contact with Army and familiar with the cleanup at Cornhusker.

DAWSON asked Mr. Clement about the installation of wells at the former Cornhusker AAP property. Mr. Clement indicated there are restrictions in place for the installation of new wells exceeding 50 gallons per minute (namely irrigation wells). Wells cannot be installed if the ground has not been certified as irrigated acreage. Wells that are located in areas that have been certified as irrigated acreage can be replaced or have supplemental wells installed. Mr. Clement confirmed that wells G-11191 and G-123405, which have been installed in 2016 and 2019, respectively, are replacement wells located in areas certified as irrigated acreage. Mr. Clement noted he is aware of the zone of influence at Cornhusker AAP but is not aware of any formal written agreements to prevent installation of wells within the zone of influence.

Mr. Clement stated there are no permitting requirements for wells that do not exceed 50 gallons per minute, which typically includes domestic wells. Mr. Clement indicated a property owner generally hires a well driller, the driller installs the well, and then registers the well with the Nebraska Department of Natural Resources. Mr. Clement doubted that a driller would review real estate records to determine if there are any deed restrictions in place.

This page intentionally left blank.

APPENDIX F

DATA TABLES

This page intentionally left blank.

TABLE E.1.1-1
CORNHUSKER ARMY AMMUNITION PLANT
WELL G0011-EXPLOSIVES

FIELD ID			G0011			G0011			G0011			G0011			G0011			G0011			G0011		
METHOD	Maximum	Detection	SW846 M8330			SW846 M8330			SW846 M8330			SW846 M8330			SW846 M8330			SW846 M8330			SW846 M8330		
COLLECT DATE	Detection	Frequency	None			3/11/2013			3/5/2012			3/3/2011			3/1/2010			3/6/2009			3/12/2008		
			Result	RL	Qual	Result	RL	Qual	Result	RL	Qual	Result	RL	Qual	Result	RL	Qual	Result	RL	Qual	Result	RL	Qual
EXPLOSIVES (µg/L)																							
1,3,5-Trinitrobenzene	-	0 / 22				<	0.8	U	<	0.8	U	<	0.8	U	<	1.1	U	<	0.48	U	<	0.49	U
1,3-Dinitrobenzene	-	0 / 22				<	0.8	U	<	0.8	U	<	0.8	U	<	0.42	U	<	0.48	U	<	0.49	U
2,4,6-Trinitrotoluene	-	0 / 22				<	0.8	U	<	0.8	U	<	0.8	U	<	0.42	U	<	0.48	U	<	0.49	U
2,4-Dinitrotoluene	-	0 / 22				<	0.8	U	<	0.8	U	<	0.8	U	<	0.42	U	<	0.48	U	<	0.49	U
2,6-Dinitrotoluene	-	0 / 22	**Abandoned**			<	0.8	U	<	0.8	U	<	0.8	U	<	0.21	U	<	0.48	U	<	0.49	U
2-Amino-4,6-dinitrotoluene	-	0 / 20	**2013**			<	0.8	U	<	0.8	U	<	0.8	U	<	0.21	U	<	0.48	U	<	0.49	U
2-Nitrotoluene	-	0 / 16				<	0.8	U	<	0.8	U	<	0.8	U	<	0.42	U	<	0.48	U	<	0.49	U
3-Nitrotoluene	-	0 / 16				<	0.8	U	<	0.8	U	<	0.8	U	<	0.42	U	<	0.48	U	<	0.49	U
4-Amino-2,6-dinitrotoluene	-	0 / 16				<	1.4	U	<	1.4	U	<	0.8	U	<	0.21	U	<	0.48	U	<	0.49	U
4-Nitrotoluene	-	0 / 16				<	0.8	U	<	0.8	U	<	0.8	U	<	1.1	U	<	0.48	U	<	0.49	U
HMX	-	0 / 21				<	0.8	U	<	0.8	U	<	0.8	U	<	0.42	U	<	0.48	U	<	0.49	U
MNX	-	0 / 10				<	0.8	U	<	0.8	U	<	0.8	U	<	2.1	U	<	0.48	U	<	0.49	U
Nitrobenzene	-	0 / 22				<	0.8	U	<	0.8	U	<	0.8	U	<	0.42	U	<	0.48	U	<	0.49	U
RDX	0.8	1 / 22				<	0.8	U	<	0.8	U	<	0.8	U	<	0.21	U	<	0.48	U	<	0.49	U
Tetryl	-	0 / 18				<	1.6	U	<	0.8	U	<	0.8	U	<	0.25	U	<	0.48	U	<	0.49	U

Notes:
< = less than reporting limit
µg/L = micrograms per liter
HMX = octahydro-1,3,5,7-tetranitro-1,3,5,7-tetrazocine
ID = identification number
J = estimated
MNX = mono-nitroso-RDX
NA = not analyzed
NRL = no reporting limit
Qual = qualifier
RDX = hexahydro-1,3,5-trinitro-1,3,5-triazine
RL = reporting limit
U = nondetect

TABLE E.1.1-1
CORNHUSKER ARMY AMMUNITION PLANT
WELL G0011-EXPLOSIVES

FIELD ID			G0011			G0011			G0011			G0011			G0011			G0011			G0011		
METHOD	Maximum	Detection	SW846 M8330			SW846 M8330			SW846 M8330			SW846 M8330			SW846 M8330			SW846 M8330			SW846 M8330		
COLLECT DATE	Detection	Frequency	3/13/2007			3/29/2006			3/21/2005			3/16/2004			3/21/2003			3/21/2002			3/28/2001		
			Result	RL	Qual	Result	RL	Qual	Result	RL	Qual	Result	RL	Qual	Result	RL	Qual	Result	RL	Qual	Result	RL	Qual
EXPLOSIVES (µg/L)																							
1,3,5-Trinitrobenzene	-	0 / 22	<	0.48	U	<	0.48	U	<	0.48	U	<	0.17	U	<	0.24	U	<	0.34	U	<	0.8	U
1,3-Dinitrobenzene	-	0 / 22	<	0.48	U	<	0.48	U	<	0.48	U	<	0.17	U	<	0.24	U	<	0.22	U	<	0.8	U
2,4,6-Trinitrotoluene	-	0 / 22	<	0.48	U	<	0.48	U	<	0.48	U	<	0.17	U	<	0.24	U	<	0.28	U	<	0.8	U
2,4-Dinitrotoluene	-	0 / 22	<	0.48	U	<	0.48	U	<	0.48	U	<	0.33	U	<	0.46	U	<	0.22	U	<	0.8	U
2,6-Dinitrotoluene	-	0 / 22	<	0.48	U	<	0.48	U	<	0.48	U	<	0.33	U	<	0.46	U	<	0.87	U	<	0.8	U
2-Amino-4,6-dinitrotoluene	-	0 / 20	<	0.48	U	<	0.48	U	<	0.48	U	<	0.33	U	<	0.46	U	<	0.35	U	<	0.8	U
2-Nitrotoluene	-	0 / 16	<	0.48	U	<	0.48	U	<	0.48	U	<	0.33	U	<	0.46	U	<	0.69	U	<	0.8	U
3-Nitrotoluene	-	0 / 16	<	0.48	U	<	0.48	U	<	0.48	U	<	0.33	U	<	0.46	U	<	0.43	U	<	0.8	U
4-Amino-2,6-dinitrotoluene	-	0 / 16	<	0.48	U	<	0.48	U	<	0.48	U	<	0.33	U	<	0.46	U	<	0.59	U	<	0.8	U
4-Nitrotoluene	-	0 / 16	<	0.48	U	<	0.48	U	<	0.48	U	<	0.53	U	<	0.75	U	<	1.4	U	<	0.8	U
HMX	-	0 / 21	<	0.48	U	<	0.48	U	<	0.48	U	<	0.42	U	<	0.58	U	<	0.95	U	<	1	U
MNX	-	0 / 10	<	0.48	U	<	0.48	U	<	0.48	U	<	0.17	U		NA			NA			NA	
Nitrobenzene	-	0 / 22	<	0.48	U	<	0.48	U	<	0.48	U	<	0.17	U	<	0.24	U	<	0.39	U	<	0.8	U
RDX	0.8	1 / 22	0.8	0.48		<	0.48	U	<	0.48	U	<	0.17	U	<	0.24	U	<	0.56	U	<	0.8	U
Tetryl	-	0 / 18	<	0.48	U	<	0.48	U	<	0.48	U	<	0.33	U	<	0.46	U	<	0.92	U	<	0.8	U

Notes:
< = less than reporting limit
µg/L = micrograms per liter
HMX = octahydro-1,3,5,7-tetranitro-1,3,5,7-tetrazocine
ID = identification number
J = estimated
MNX = mono-nitroso-RDX
NA = not analyzed
NRL = no reporting limit
Qual = qualifier
RDX = hexahydro-1,3,5-trinitro-1,3,5-triazine
RL = reporting limit
U = nondetect

TABLE E.1.1-1
CORNHUSKER ARMY AMMUNITION PLANT
WELL G0011-EXPLOSIVES

FIELD ID			G0011			G0011			G0011			G0011			G0011			G0011			G0011		
METHOD	Maximum	Detection	SW846 M8330			SW846 M8330			UW51			UW33			UW33			UW32			UW32		
COLLECT DATE	Detection	Frequency	3/20/2000			3/26/1999			6/23/1998			7/11/1994			6/7/1994			10/5/1992			8/18/1992		
			Result	RL	Qual	Result	RL	Qual	Result	RL	Qual	Result	RL	Qual	Result	RL	Qual	Result	RL	Qual	Result	RL	Qual
EXPLOSIVES (µg/L)																							
1,3,5-Trinitrobenzene	-	0 / 22	<	0.8	U	<	0.8	U	<	1.0	U	<	0.425	U	<	0.425	U	<	0.449	U	<	0.449	U
1,3-Dinitrobenzene	-	0 / 22	<	0.8	U	<	0.8	U	<	0.5	U	<	0.549	U	<	0.549	U	<	0.611	U	<	0.611	U
2,4,6-Trinitrotoluene	-	0 / 22	<	1.5	U	<	0.8	U	<	1.0	U	<	0.451	U	<	0.451	U	<	0.635	U	<	0.635	U
2,4-Dinitrotoluene	-	0 / 22	<	1.1	U	<	0.8	U	<	0.5	U	<	0.26	U	<	0.26	U	<	0.064	U	<	0.064	U
2,6-Dinitrotoluene	-	0 / 22	<	1.1	U	<	0.8	U	<	0.5	U	<	0.26	U	<	0.26	U	<	0.074	U	<	0.074	U
2-Amino-4,6-dinitrotoluene	-	0 / 20	<	1	U	<	0.8	U	<	0.5	U	<	0.244	U	<	0.244	U	<	0.158	U	<	0.158	U
2-Nitrotoluene	-	0 / 16	<	1.1	U	<	0.8	U	<	1.0	U		NA			NA			NA			NA	
3-Nitrotoluene	-	0 / 16	<	1.1	U	<	0.8	U	<	1.0	U		NA			NA			NA			NA	
4-Amino-2,6-dinitrotoluene	-	0 / 16	<	1	U	<	0.8	U	<	1.0	U		NA			NA			NA			NA	
4-Nitrotoluene	-	0 / 16	<	1.1	U	<	0.8	U	<	1.0	U		NA			NA			NA			NA	
HMX	-	0 / 21	<	0.8	U	<	0.8	U	<	0.5	U	<	0.563	U	<	0.563	U	<	1.21	U	<	1.21	U
MNX	-	0 / 10		NA			NA			NA			NA			NA			NA			NA	
Nitrobenzene	-	0 / 22	<	0.8	U	<	0.8	U	<	0.5	U	<	0.817	U	<	0.817	U	<	0.645	U	<	0.645	U
RDX	0.8	1 / 22	<	0.8	U	<	0.8	U	<	1.0	U	<	0.412	U	<	0.412	U	<	1.17	U	<	1.17	U
Tetryl	-	0 / 18	<	1.3	U	<	0.8	U	<	0.5	U	<	1.18	U	<	1.18	U		NA			NA	

Notes:
< = less than reporting limit
µg/L = micrograms per liter
HMX = octahydro-1,3,5,7-tetranitro-1,3,5,7-tetrazocine
ID = identification number
J = estimated
MNX = mono-nitroso-RDX
NA = not analyzed
NRL = no reporting limit
Qual = qualifier
RDX = hexahydro-1,3,5-trinitro-1,3,5-triazine
RL = reporting limit
U = nondetect

TABLE E.1.1-1
CORNHUSKER ARMY AMMUNITION PLANT
WELL G0011-EXPLOSIVES

FIELD ID			G0011			G0011		
METHOD	Maximum	Detection	UW01			6N		
COLLECT DATE	Detection	Frequency	11/8/1988			1/8/1982		
			Result	RL	Qual	Result	RL	Qual
EXPLOSIVES (µg/L)								
1,3,5-Trinitrobenzene	-	0 / 22	<	0.56	U	<	1.9	U
1,3-Dinitrobenzene	-	0 / 22	<	0.61	U	<	2.2	U
2,4,6-Trinitrotoluene	-	0 / 22	<	0.78	U	<	1.2	U
2,4-Dinitrotoluene	-	0 / 22	<	0.6	U	<	0.9	U
2,6-Dinitrotoluene	-	0 / 22	<	0.55	U	<	0.68	U
2-Amino-4,6-dinitrotoluene	-	0 / 20		NA			NA	
2-Nitrotoluene	-	0 / 16		NA			NA	
3-Nitrotoluene	-	0 / 16		NA			NA	
4-Amino-2,6-dinitrotoluene	-	0 / 16		NA			NA	
4-Nitrotoluene	-	0 / 16		NA			NA	
HMX	-	0 / 21	<	1.3	U		NA	
MNX	-	0 / 10		NA			NA	
Nitrobenzene	-	0 / 22	<	1.13	U	<	2.1	U
RDX	0.8	1 / 22	<	0.63	U	<	9.6	U
Tetryl	-	0 / 18		NA			NA	

Notes:
< = less than reporting limit
µg/L = micrograms per liter
HMX = octahydro-1,3,5,7-tetranitro-1,3,5,7-tetrazocine
ID = identification number
J = estimated
MNX = mono-nitroso-RDX
NA = not analyzed
NRL = no reporting limit
Qual = qualifier
RDX = hexahydro-1,3,5-trinitro-1,3,5-triazine
RL = reporting limit
U = nondetect

TABLE E.1.1-2
CORNHUSKER ARMY AMMUNITION PLANT
WELL G0012-EXPLOSIVES

FIELD ID			G0012			G0012			G0012			G0012			G0012			G0012			G0012		
METHOD	Maximum	Detection	SW846 M8330			SW846 M8330			SW846 M8330			SW846 M8330			SW846 M8330			SW846 M8330			SW846 M8330		
COLLECT DATE	Detection	Frequency	None			3/11/2013			3/5/2012			3/7/2011			3/1/2010			3/6/2009			3/12/2008		
			Result	RL	Qual	Result	RL	Qual	Result	RL	Qual	Result	RL	Qual	Result	RL	Qual	Result	RL	Qual	Result	RL	Qual
EXPLOSIVES (µg/L)																							
1,3,5-Trinitrobenzene	-	0 / 20				<	0.8	UJ	<	0.8	U	<	0.8	U	<	1	U	<	0.5	U	<	0.48	U
1,3-Dinitrobenzene	-	0 / 20				<	0.8	UJ	<	0.8	U	<	0.8	U	<	0.41	U	<	0.5	U	<	0.48	U
2,4,6-Trinitrotoluene	-	0 / 20				<	0.8	U	<	0.8	U	<	0.8	U	<	0.41	U	<	0.5	U	<	0.48	U
2,4-Dinitrotoluene	-	0 / 19				<	0.8	U	<	0.8	U	<	0.8	U	<	0.41	U	<	0.5	U	<	0.48	U
2,6-Dinitrotoluene	-	0 / 20	**Abandoned**			<	0.8	UJ	<	0.8	U	<	0.8	U	<	0.21	U	<	0.5	U	<	0.48	U
2-Amino-4,6-dinitrotoluene	-	0 / 19	**2013**			<	0.8	U	<	0.8	U	<	0.8	U	<	0.21	U	<	0.5	U	<	0.48	U
2-Nitrotoluene	-	0 / 16				<	0.8	UJ	<	0.8	U	<	0.8	U	<	0.41	U	<	0.5	U	<	0.48	U
3-Nitrotoluene	-	0 / 16				<	0.8	UJ	<	0.8	U	<	0.8	U	<	0.41	U	<	0.5	U	<	0.48	U
4-Amino-2,6-dinitrotoluene	-	0 / 16				<	1.4	U	<	1.4	U	<	0.8	U	<	0.21	U	<	0.5	U	<	0.48	U
4-Nitrotoluene	-	0 / 16				<	0.8	UJ	<	0.8	U	<	0.8	U	<	1	U	<	0.5	U	<	0.48	U
HMX	-	0 / 19				<	0.8	UJ	<	0.8	U	<	0.8	U	<	0.41	U	<	0.5	UJ	<	0.48	U
MNX	-	0 / 10				<	0.8	U	<	0.8	U	<	0.8	U	<	2.1	U	<	0.5	U	<	0.48	U
Nitrobenzene	-	0 / 20				<	0.8	UJ	<	0.8	U	<	0.8	U	<	0.41	U	<	0.5	U	<	0.48	U
RDX	-	0 / 20				<	0.8	U	<	0.8	U	<	0.8	U	<	0.21	U	<	0.5	U	<	0.48	U
Tetryl	-	0 / 18				<	1.6	UJ	<	0.8	U	<	0.8	U	<	0.25	U	<	0.5	U	<	0.48	U

Notes:
< = less than reporting limit
µg/L = micrograms per liter
HMX = octahydro-1,3,5,7-tetranitro-1,3,5,7-tetrazocine
ID = identification number
J = estimated
MNX = mono-nitroso-RDX
NA = not analyzed
NRL = no reporting limit
Qual = qualifier
RDX = hexahydro-1,3,5-trinitro-1,3,5-triazine
RL = reporting limit
U = nondetect

TABLE E.1.1-2
CORNHUSKER ARMY AMMUNITION PLANT
WELL G0012-EXPLOSIVES

FIELD ID			G0012			G0012			G0012			G0012			G0012			G0012			G0012		
METHOD	Maximum	Detection	SW846 M8330			SW846 M8330			SW846 M8330			SW846 M8330			SW846 M8330			SW846 M8330			SW846 M8330		
COLLECT DATE	Detection	Frequency	3/13/2007			3/29/2006			3/22/2005			3/17/2004			3/24/2003			3/25/2002			3/27/2001		
			Result	RL	Qual	Result	RL	Qual	Result	RL	Qual	Result	RL	Qual	Result	RL	Qual	Result	RL	Qual	Result	RL	Qual
EXPLOSIVES (µg/L)																							
1,3,5-Trinitrobenzene	-	0 / 20	<	0.48	U	<	0.48	U	<	0.48	U	<	0.16	U	<	0.3	U	<	0.34	U	<	0.8	U
1,3-Dinitrobenzene	-	0 / 20	<	0.48	U	<	0.48	U	<	0.48	U	<	0.16	U	<	0.3	U	<	0.23	U	<	0.8	U
2,4,6-Trinitrotoluene	-	0 / 20	<	0.48	U	<	0.48	U	<	0.48	U	<	0.16	U	<	0.3	U	<	0.28	U	<	0.8	U
2,4-Dinitrotoluene	-	0 / 19	<	0.48	U	<	0.48	U	<	0.48	U	<	0.31	U	<	0.57	U	<	0.23	U	<	0.8	U
2,6-Dinitrotoluene	-	0 / 20	<	0.48	U	<	0.48	U	<	0.48	U	<	0.31	U	<	0.57	U	<	0.88	U	<	0.8	U
2-Amino-4,6-dinitrotoluene	-	0 / 19	<	0.48	U	<	0.48	U	<	0.48	U	<	0.31	U	<	0.57	U	<	0.35	U	<	0.8	U
2-Nitrotoluene	-	0 / 16	<	0.48	U	<	0.48	U	<	0.48	U	<	0.31	U	<	0.57	U	<	0.69	U	<	0.8	U
3-Nitrotoluene	-	0 / 16	<	0.48	U	<	0.48	U	<	0.48	U	<	0.31	U	<	0.57	U	<	0.44	U	<	0.8	U
4-Amino-2,6-dinitrotoluene	-	0 / 16	<	0.48	U	<	0.48	U	<	0.48	U	<	0.31	U	<	0.57	U	<	0.6	U	<	0.8	U
4-Nitrotoluene	-	0 / 16	<	0.48	U	<	0.48	U	<	0.48	U	<	0.5	U	<	0.93	U	<	1.4	U	<	0.8	U
HMX	-	0 / 19	<	0.48	U	<	0.48	U	<	0.48	U	<	0.39	U	<	0.72	U	<	0.96	U	<	1	U
MNX	-	0 / 10	<	0.48	U	<	0.48	U	<	0.48	U	<	0.16	U		NA			NA			NA	
Nitrobenzene	-	0 / 20	<	0.48	U	<	0.48	U	<	0.48	U	<	0.16	U	<	0.3	U	<	0.4	U	<	0.8	U
RDX	-	0 / 20	<	0.48	U	<	0.48	U	<	0.48	U	<	0.16	U	<	0.3	U	<	0.57	U	<	0.8	U
Tetryl	-	0 / 18	<	0.48	U	<	0.48	U	<	0.48	U	<	0.31	U	<	0.57	U	<	0.94	U	<	0.8	U

Notes:
< = less than reporting limit
µg/L = micrograms per liter
HMX = octahydro-1,3,5,7-tetranitro-1,3,5,7-tetrazocine
ID = identification number
J = estimated
MNX = mono-nitroso-RDX
NA = not analyzed
NRL = no reporting limit
Qual = qualifier
RDX = hexahydro-1,3,5-trinitro-1,3,5-triazine
RL = reporting limit
U = nondetect

TABLE E.1.1-2
CORNHUSKER ARMY AMMUNITION PLANT
WELL G0012-EXPLOSIVES

FIELD ID			G0012			G0012			G0012			G0012			G0012			G0012			G0012		
METHOD	Maximum	Detection	SW846 M8330			SW846 M8330			UW51			UW33			UW33			UW32			6N		
COLLECT DATE	Detection	Frequency	3/17/2000			3/29/1999			6/23/1998			7/12/1994			6/15/1994			8/24/1992			1/7/1982		
			Result	RL	Qual	Result	RL	Qual	Result	RL	Qual	Result	RL	Qual	Result	RL	Qual	Result	RL	Qual	Result	RL	Qual
EXPLOSIVES (µg/L)																							
1,3,5-Trinitrobenzene	-	0 / 20	<	0.8	U	<	0.8	U	<	1	U	<	0.425	U	<	0.425	U	<	0.449	U	<	1.9	U
1,3-Dinitrobenzene	-	0 / 20	<	0.8	U	<	0.8	U	<	0.5	U	<	0.549	U	<	0.549	U	<	0.611	U	<	2.2	U
2,4,6-Trinitrotoluene	-	0 / 20	<	1.5	U	<	0.8	U	<	1	U	<	0.451	U	<	0.451	U	<	0.635	U	<	1.2	U
2,4-Dinitrotoluene	-	0 / 19	<	1.1	U	<	0.8	U	<	0.5	U	<	0.26	U	<	0.26	U	<	0.064	U		NA	
2,6-Dinitrotoluene	-	0 / 20	<	1.1	U	<	0.8	U	<	0.5	U	<	0.26	U	<	0.26	U	<	0.074	U	<	0.68	U
2-Amino-4,6-dinitrotoluene	-	0 / 19	<	1	U	<	0.8	U	<	0.5	U	<	0.244	U	<	0.244	U	<	0.158	U		NA	
2-Nitrotoluene	-	0 / 16	<	1.1	U	<	0.8	U	<	1	U		NA			NA			NA			NA	
3-Nitrotoluene	-	0 / 16	<	1.1	U	<	0.8	U	<	1	U		NA			NA			NA			NA	
4-Amino-2,6-dinitrotoluene	-	0 / 16	<	1	U	<	0.8	U	<	1	U		NA			NA			NA			NA	
4-Nitrotoluene	-	0 / 16	<	1.1	U	<	0.8	U	<	1	U		NA			NA			NA			NA	
HMX	-	0 / 19	<	0.8	U	<	0.8	U	<	0.5	U	<	0.563	U	<	0.563	U	<	1.21	U		NA	
MNX	-	0 / 10		NA			NA			NA			NA			NA			NA			NA	
Nitrobenzene	-	0 / 20	<	0.8	U	<	0.8	U	<	0.5	U	<	0.817	U	<	0.817	U	<	0.645	U	<	2.1	U
RDX	-	0 / 20	<	0.8	U	<	0.8	U	<	1	U	<	0.412	U	<	0.412	U	<	1.17	U	<	9.6	U
Tetryl	-	0 / 18	<	1.3	U	<	0.8	U	<	0.5	U	<	3.26	U	<	1.18	U		NA			NA	

Notes:
< = less than reporting limit
µg/L = micrograms per liter
HMX = octahydro-1,3,5,7-tetranitro-1,3,5,7-tetrazocine
ID = identification number
J = estimated
MNX = mono-nitroso-RDX
NA = not analyzed
NRL = no reporting limit
Qual = qualifier
RDX = hexahydro-1,3,5-trinitro-1,3,5-triazine
RL = reporting limit
U = nondetect

TABLE E.1.1-3
CORNHUSKER ARMY AMMUNITION PLANT
WELL G0013-EXPLOSIVES

FIELD ID			G0013			G0013			G0013			G0013			G0013			G0013			G0013		
METHOD	Maximum	Detection	SW846 M8330			SW846 M8330			SW846 M8330			SW846 M8330			SW846 M8330			SW846 M8330			SW846 M8330		
COLLECT DATE	Detection	Frequency	None			3/12/2013			None			3/13/2008			3/14/2007			3/28/2006			3/21/2005		
			Result	RL	Qual	Result	RL	Qual	Result	RL	Qual	Result	RL	Qual	Result	RL	Qual	Result	RL	Qual	Result	RL	Qual
EXPLOSIVES (µg/L)																							
1,3,5-Trinitrobenzene	-	0 / 24				<	0.8	U				<	0.48	U	<	0.49	U	<	0.48	U	<	0.48	U
1,3-Dinitrobenzene	-	0 / 21				<	0.8	U				<	0.48	U	<	0.49	U	<	0.48	U	<	0.48	U
2,4,6-Trinitrotoluene	0.17 J	1 / 24				<	0.8	U				<	0.48	U	<	0.49	U	<	0.48	U	<	0.48	U
2,4-Dinitrotoluene	-	0 / 24				<	0.8	U				<	0.48	U	<	0.49	U	<	0.48	U	<	0.48	U
2,6-Dinitrotoluene	-	0 / 24	**Abandoned**			<	0.8	U	**Not Sampled**			<	0.48	U	<	0.49	U	<	0.48	U	<	0.48	U
2-Amino-4,6-dinitrotoluene	-	0 / 15	**2013**			<	0.8	U	**in 2009, 2010, 2011,**			<	0.48	U	<	0.49	U	<	0.48	U	<	0.48	U
2-Nitrotoluene	-	0 / 12				<	0.8	U	**2012**			<	0.48	U	<	0.49	U	<	0.48	U	<	0.48	U
3-Nitrotoluene	-	0 / 12				<	0.8	U				<	0.48	U	<	0.49	U	<	0.48	U	<	0.48	U
4-Amino-2,6-dinitrotoluene	-	0 / 12				<	1.4	U				<	0.48	U	<	0.49	U	<	0.48	U	<	0.48	U
4-Nitrotoluene	-	0 / 12				<	0.8	U				<	0.48	U	<	0.49	U	<	0.48	U	<	0.48	U
HMX	-	0 / 19				<	0.8	U				<	0.48	U	<	0.49	U	<	0.48	U	<	0.48	U
MNX	-	0 / 6				<	0.8	U				<	0.48	U	<	0.49	U	<	0.48	U	<	0.48	U
Nitrobenzene	-	0 / 21				<	0.8	U				<	0.48	U	<	0.49	U	<	0.48	U	<	0.48	U
RDX	1.29	2 / 24				<	0.8	U				<	0.48	U	<	0.49	U	<	0.48	U	<	0.48	U
Tetryl	-	0 / 16				<	1.6	U				<	0.48	U	<	0.49	U	<	0.48	U	<	0.48	U

Notes:
< = less than reporting limit
µg/L = micrograms per liter
HMX = octahydro-1,3,5,7-tetranitro-1,3,5,7-tetrazocine
ID = identification number
J = estimated
MNX = mono-nitroso-RDX
NA = not analyzed
NRL = no reporting limit
Qual = qualifier
RDX = hexahydro-1,3,5-trinitro-1,3,5-triazine
RL = reporting limit
U = nondetect

TABLE E.1.1-3
CORNHUSKER ARMY AMMUNITION PLANT
WELL G0013-EXPLOSIVES

FIELD ID			G0013			G0013			G0013			G0013			G0013			G0013			G0013		
METHOD	Maximum	Detection	SW846 M8330			SW846 M8330			SW846 M8330			SW846 M8330			SW846 M8330			SW846 M8330			UW51		
COLLECT DATE	Detection	Frequency	3/17/2004			3/21/2003			3/25/2002			3/28/2001			3/17/2000			3/29/1999			6/23/1998		
			Result	RL	Qual	Result	RL	Qual	Result	RL	Qual	Result	RL	Qual	Result	RL	Qual	Result	RL	Qual	Result	RL	Qual
EXPLOSIVES (µg/L)																							
1,3,5-Trinitrobenzene	-	0 / 24	<	0.25	U	<	0.21	U	<	0.31	U	<	0.8	U	<	0.8	U	<	0.8	U	<	1	U
1,3-Dinitrobenzene	-	0 / 21	<	0.25	U	<	0.21	U	<	0.21	U	<	0.8	U	<	0.8	U	<	0.8	U	<	0.5	U
2,4,6-Trinitrotoluene	0.17 J	1 / 24	0.17	0.25	J	<	0.21	U	<	0.26	U	<	0.8	U	<	1.5	U	<	0.8	U	<	1	U
2,4-Dinitrotoluene	-	0 / 24	<	0.49	U	<	0.41	U	<	0.21	U	<	0.8	U	<	1.1	U	<	0.8	U	<	0.5	U
2,6-Dinitrotoluene	-	0 / 24	<	0.49	U	<	0.41	U	<	0.81	U	<	0.8	U	<	1.1	U	<	0.8	U	<	0.5	U
2-Amino-4,6-dinitrotoluene	-	0 / 15	<	0.49	U	<	0.41	U	<	0.33	U	<	0.8	U	<	1	U	<	0.8	U	<	0.5	U
2-Nitrotoluene	-	0 / 12	<	0.49	U	<	0.41	U	<	0.64	U	<	0.8	U	<	1.1	U	<	0.8	U	<	1	U
3-Nitrotoluene	-	0 / 12	<	0.49	U	<	0.41	U	<	0.40	U	<	0.8	U	<	1.1	U	<	0.8	U	<	1	U
4-Amino-2,6-dinitrotoluene	-	0 / 12	<	0.49	U	<	0.41	U	<	0.55	U	<	0.8	U	<	1	U	<	0.8	U	<	1	U
4-Nitrotoluene	-	0 / 12	<	0.79	U	<	0.67	U	<	1.3	U	<	0.8	U	<	1.1	U	<	0.8	U	<	1	U
HMX	-	0 / 19	<	0.62	U	<	0.52	U	<	0.88	U	<	1	U	<	0.8	U	<	0.8	U	<	0.5	U
MNX	-	0 / 6	<	0.25	U		NA			NA			NA			NA			NA			NA	
Nitrobenzene	-	0 / 21	<	0.25	U	<	0.21	U	<	0.36	U	<	0.8	U	<	0.8	U	<	0.8	U	<	0.5	U
RDX	1.29	2 / 24	<	0.25	U	<	0.21	U	<	0.52	U	<	0.8	U	<	0.8	U	<	0.8	U	<	1	U
Tetryl	-	0 / 16	<	0.49	U	<	0.41	U	<	0.86	U	<	0.8	U	<	1.3	U	<	0.8	U	<	0.5	U

Notes:
< = less than reporting limit
µg/L = micrograms per liter
HMX = octahydro-1,3,5,7-tetranitro-1,3,5,7-tetrazocine
ID = identification number
J = estimated
MNX = mono-nitroso-RDX
NA = not analyzed
NRL = no reporting limit
Qual = qualifier
RDX = hexahydro-1,3,5-trinitro-1,3,5-triazine
RL = reporting limit
U = nondetect

TABLE E.1.1-3
CORNHUSKER ARMY AMMUNITION PLANT
WELL G0013-EXPLOSIVES

FIELD ID			G0013			G0013			G0013			G0013			G0013			G0013			G0013		
METHOD	Maximum	Detection	UW33			UW33			UW32			UW14			UW14			UW01			UW01		
COLLECT DATE	Detection	Frequency	7/12/1994			6/15/1994			8/24/1992			10/15/1990			4/23/1990			5/15/1989			11/8/1988		
			Result	RL	Qual	Result	RL	Qual	Result	RL	Qual	Result	RL	Qual	Result	RL	Qual	Result	RL	Qual	Result	RL	Qual
EXPLOSIVES (µg/L)																							
1,3,5-Trinitrobenzene	-	0 / 24	<	0.425	U	<	0.425	U	<	0.449	U	<	0.626	U	<	0.626	U	<	0.56	U	<	0.56	U
1,3-Dinitrobenzene	-	0 / 21	<	0.549	U	<	0.549	U	<	0.611	U	<	0.519	U	<	0.519	U	<	0.61	U	<	0.61	U
2,4,6-Trinitrotoluene	0.17 J	1 / 24	<	0.451	U	<	0.451	U	<	0.635	U	<	0.588	U	<	0.588	U	<	0.78	U	<	0.78	U
2,4-Dinitrotoluene	-	0 / 24	<	0.26	U	<	0.26	U	<	0.064	U	<	0.612	U	<	0.612	U	<	0.6	U	<	0.6	U
2,6-Dinitrotoluene	-	0 / 24	<	0.26	U	<	0.26	U	<	0.074	U	<	1.15	U	<	1.15	U	<	0.55	U	<	0.55	U
2-Amino-4,6-dinitrotoluene	-	0 / 15	<	0.244	U	<	0.244	U	<	0.158	U		NA			NA			NA			NA	
2-Nitrotoluene	-	0 / 12		NA			NA			NA			NA			NA			NA			NA	
3-Nitrotoluene	-	0 / 12		NA			NA			NA			NA			NA			NA			NA	
4-Amino-2,6-dinitrotoluene	-	0 / 12		NA			NA			NA			NA			NA			NA			NA	
4-Nitrotoluene	-	0 / 12		NA			NA			NA			NA			NA			NA			NA	
HMX	-	0 / 19	<	0.563	U	<	0.563	U	<	1.21	U	<	1.65	U	<	1.65	U	<	1.3	U	<	1.3	U
MNX	-	0 / 6		NA			NA			NA			NA			NA			NA			NA	
Nitrobenzene	-	0 / 21	<	0.817	U	<	0.817	U	<	0.645	U	<	1.07	U	<	1.07	U	<	1.13	U	<	1.13	U
RDX	1.29	2 / 24	<	0.412	U	<	0.412	U	<	1.17	U	<	2.11	U	<	2.11	U	1.29	NRL		0.68	NRL	
Tetryl	-	0 / 16	<	1.18	U	<	1.18	U		NA		<	0.556	U	<	0.556	U		NA			NA	

Notes:
< = less than reporting limit
µg/L = micrograms per liter
HMX = octahydro-1,3,5,7-tetranitro-1,3,5,7-tetrazocine
ID = identification number
J = estimated
MNX = mono-nitroso-RDX
NA = not analyzed
NRL = no reporting limit
Qual = qualifier
RDX = hexahydro-1,3,5-trinitro-1,3,5-triazine
RL = reporting limit
U = nondetect

TABLE E.1.1-3
CORNHUSKER ARMY AMMUNITION PLANT
WELL G0013-EXPLOSIVES

FIELD ID			G0013			G0013			G0013			G0013			G0013		
METHOD	Maximum	Detection	D1			D1			D1			6N			6N		
COLLECT DATE	Detection	Frequency	12/4/1984			6/18/1985			9/18/1984			1/18/1983			1/8/1982		
			Result	RL	Qual	Result	RL	Qual	Result	RL	Qual	Result	RL	Qual	Result	RL	Qual
EXPLOSIVES (µg/L)																	
1,3,5-Trinitrobenzene	-	0 / 24	<	1.4	U	<	1.4	U	<	0.5	U	<	1.9	U	<	1.9	U
1,3-Dinitrobenzene	-	0 / 21		NA			NA			NA		<	2.2	U	<	2.2	U
2,4,6-Trinitrotoluene	0.17 J	1 / 24	<	1.9	U	<	1.9	U	<	0.9	U	<	1.2	U	<	1.2	U
2,4-Dinitrotoluene	-	0 / 24	<	1.2	U	<	0.6	U	<	0.6	U	<	0.9	U	<	0.9	U
2,6-Dinitrotoluene	-	0 / 24	<	1.2	U	<	1.2	U	<	0.6	U	<	0.68	U	<	0.68	U
2-Amino-4,6-dinitrotoluene	-	0 / 15		NA			NA			NA			NA			NA	
2-Nitrotoluene	-	0 / 12		NA			NA			NA			NA			NA	
3-Nitrotoluene	-	0 / 12		NA			NA			NA			NA			NA	
4-Amino-2,6-dinitrotoluene	-	0 / 12		NA			NA			NA			NA			NA	
4-Nitrotoluene	-	0 / 12		NA			NA			NA			NA			NA	
HMX	-	0 / 19		NA			NA			NA			NA			NA	
MNX	-	0 / 6		NA			NA			NA			NA			NA	
Nitrobenzene	-	0 / 21		NA			NA			NA		<	2.1	U	<	2.1	U
RDX	1.29	2 / 24	<	9	U	<	7	U	<	9	U	<	9.6	U	<	9.6	U
Tetryl	-	0 / 16		NA			NA			NA			NA			NA	

Notes:
< = less than reporting limit
µg/L = micrograms per liter
HMX = octahydro-1,3,5,7-tetranitro-1,3,5,7-tetrazocine
ID = identification number
J = estimated
MNX = mono-nitroso-RDX
NA = not analyzed
NRL = no reporting limit
Qual = qualifier
RDX = hexahydro-1,3,5-trinitro-1,3,5-triazine
RL = reporting limit
U = nondetect

TABLE E.1.1-4
CORNHUSKER ARMY AMMUNITION PLANT
WELL G0014-EXPLOSIVES

FIELD ID			G0014			G0014			G0014			G0014			G0014			G0014			G0014		
METHOD	Maximum	Detection	SW846 M8330			SW846 M8330			SW846 M8330			SW846 M8330			SW846 M8330			SW846 M8330			SW846 M8330		
COLLECT DATE	Detection	Frequency	None			3/8/2013			3/5/2012			None			3/14/2007			3/29/2006			3/23/2005		
			Result	RL	Qual	Result	RL	Qual	Result	RL	Qual	Result	RL	Qual	Result	RL	Qual	Result	RL	Qual	Result	RL	Qual
EXPLOSIVES (µg/L)																							
1,3,5-Trinitrobenzene	5.8	1 / 24				<	0.8	U	<	0.8	U				<	0.50	U	<	0.48	U	<	0.48	U
1,3-Dinitrobenzene	-	0 / 21				<	0.8	U	<	0.8	U				<	0.50	U	<	0.48	U	<	0.48	U
2,4,6-Trinitrotoluene	4.2	3 / 24				<	0.8	U	<	0.8	U				<	0.50	U	<	0.48	U	<	0.48	U
2,4-Dinitrotoluene	-	0 / 24				<	0.8	U	<	0.8	U				<	0.50	U	<	0.48	U	<	0.48	U
2,6-Dinitrotoluene	-	0 / 24	**Abandoned**			<	0.8	U	<	0.8	U	**Not Sampled**			<	0.50	U	<	0.48	U	<	0.48	U
2-Amino-4,6-dinitrotoluene	3.25	1 / 15	**2013**			<	0.8	U	<	0.8	U	**in 2008, 2009, 2010,**			<	0.50	U	<	0.48	U	<	0.48	U
2-Nitrotoluene	-	0 / 12				<	0.8	U	<	0.8	U	**2011**			<	0.50	U	<	0.48	U	<	0.48	U
3-Nitrotoluene	-	0 / 12				<	0.8	U	<	0.8	U				<	0.50	U	<	0.48	U	<	0.48	U
4-Amino-2,6-dinitrotoluene	0.22 J	1 / 12				<	1.4	U	<	1.4	U				<	0.50	U	<	0.48	U	<	0.48	U
4-Nitrotoluene	-	0 / 12				<	0.8	U	<	0.8	U				<	0.50	U	<	0.48	U	<	0.48	U
HMX	2.01	2 / 19				<	0.8	U	<	0.8	U				<	0.50	U	<	0.48	U	<	0.48	U
MNX	-	0 / 6				<	0.8	U	<	0.8	U				<	0.50	U	<	0.48	U	<	0.48	U
Nitrobenzene	-	0 / 21				<	0.8	U	<	0.8	U				<	0.50	U	<	0.48	U	<	0.48	U
RDX	-	0 / 24				<	0.8	U	<	0.8	U				<	0.50	U	<	0.48	U	<	0.48	U
Tetryl	-	0 / 16				<	1.6	U	<	0.8	U				<	0.50	U	<	0.48	U	<	0.48	U

Notes:
< = less than reporting limit
µg/L = micrograms per liter
HMX = octahydro-1,3,5,7-tetranitro-1,3,5,7-tetrazocine
ID = identification number
J = estimated
MNX = mono-nitroso-RDX
NA = not analyzed
NRL = no reporting limit
Qual = qualifier
RDX = hexahydro-1,3,5-trinitro-1,3,5-triazine
RL = reporting limit
U = nondetect

TABLE E.1.1-4
CORNHUSKER ARMY AMMUNITION PLANT
WELL G0014-EXPLOSIVES

FIELD ID			G0014			G0014			G0014			G0014			G0014			G0014			G0014		
METHOD	Maximum	Detection	SW846 M8330			SW846 M8330			SW846 M8330			SW846 M8330			SW846 M8330			SW846 M8330			UW51		
COLLECT DATE	Detection	Frequency	3/17/2004			3/21/2003			3/25/2002			3/28/2001			3/17/2000			3/29/1999			6/23/1998		
			Result	RL	Qual	Result	RL	Qual	Result	RL	Qual	Result	RL	Qual	Result	RL	Qual	Result	RL	Qual	Result	RL	Qual
EXPLOSIVES (µg/L)																							
1,3,5-Trinitrobenzene	5.8	1 / 24	<	0.23	U	<	0.31	U	<	0.31	U	<	0.8	U	<	0.8	U	<	0.8	U	<	1.00	U
1,3-Dinitrobenzene	-	0 / 21	<	0.23	U	<	0.31	U	<	0.21	U	<	0.8	U	<	0.8	U	<	0.8	U	<	0.500	U
2,4,6-Trinitrotoluene	4.2	3 / 24	0.24	0.23		<	0.31	U	0.20	0.26	J	<	0.8	U	<	1.5	U	<	0.8	U	<	1.00	U
2,4-Dinitrotoluene	-	0 / 24	<	0.45	U	<	0.59	U	<	0.21	U	<	0.8	U	<	1.1	U	<	0.8	U	<	0.500	U
2,6-Dinitrotoluene	-	0 / 24	<	0.45	U	<	0.59	U	<	0.81	U	<	0.8	U	<	1.1	U	<	0.8	U	<	0.500	U
2-Amino-4,6-dinitrotoluene	3.25	1 / 15	<	0.45	U	<	0.59	U	<	0.33	U	<	0.8	U	<	1	U	<	0.8	U	<	0.500	U
2-Nitrotoluene	-	0 / 12	<	0.45	U	<	0.59	U	<	0.64	U	<	0.8	U	<	1.1	U	<	0.8	U	<	1.00	U
3-Nitrotoluene	-	0 / 12	<	0.45	U	<	0.59	U	<	0.40	U	<	0.8	U	<	1.1	U	<	0.8	U	<	1.00	U
4-Amino-2,6-dinitrotoluene	0.22 J	1 / 12	<	0.45	U	<	0.59	U	<	0.55	U	0.22	0.8	J	<	1	U	<	0.8	U	<	1.00	U
4-Nitrotoluene	-	0 / 12	<	0.73	U	<	0.96	U	<	1.3	U	<	0.8	U	<	1.1	U	<	0.8	U	<	1.00	U
HMX	2.01	2 / 19	<	0.57	U	<	0.75	U	<	0.88	U	<	1	U	<	0.8	U	<	0.8	U	0.941	0.500	J
MNX	-	0 / 6	<	0.23	U		NA			NA			NA			NA			NA			NA	
Nitrobenzene	-	0 / 21	<	0.23	U	<	0.31	U	<	0.36	U	<	0.8	U	<	0.8	U	<	0.8	U	<	0.500	U
RDX	-	0 / 24	<	0.23	U	<	0.31	U	<	0.52	U	<	0.8	U	<	0.8	U	<	0.8	U	<	1.00	U
Tetryl	-	0 / 16	<	0.45	U	<	0.59	U	<	0.86	U	<	0.8	U	<	1.3	U	<	0.8	U	<	0.500	U

Notes:
< = less than reporting limit
µg/L = micrograms per liter
HMX = octahydro-1,3,5,7-tetranitro-1,3,5,7-tetrazocine
ID = identification number
J = estimated
MNX = mono-nitroso-RDX
NA = not analyzed
NRL = no reporting limit
Qual = qualifier
RDX = hexahydro-1,3,5-trinitro-1,3,5-triazine
RL = reporting limit
U = nondetect

TABLE E.1.1-4
CORNHUSKER ARMY AMMUNITION PLANT
WELL G0014-EXPLOSIVES

FIELD ID			G0014			G0014			G0014			G0014			G0014			G0014			G0014		
METHOD	Maximum	Detection	UW33			UW33			UW32			UW14			UW14			UW01			UW01		
COLLECT DATE	Detection	Frequency	7/12/1994			6/15/1994			8/24/1992			10/15/1990			4/23/1990			5/15/1989			11/8/1988		
			Result	RL	Qual	Result	RL	Qual	Result	RL	Qual	Result	RL	Qual	Result	RL	Qual	Result	RL	Qual	Result	RL	Qual
EXPLOSIVES (µg/L)																							
1,3,5-Trinitrobenzene	5.8	1 / 24	<	0.425	U	<	0.425	U	<	0.449	U	<	0.626	U	<	0.626	U	5.8	NRL		<	2.8	U
1,3-Dinitrobenzene	-	0 / 21	<	0.549	U	<	0.549	U	<	0.611	U	<	0.519	U	<	0.519	U	<	0.61	U	<	0.61	U
2,4,6-Trinitrotoluene	4.2	3 / 24	<	0.451	U	<	0.451	U	<	0.635	U	<	0.588	U	<	0.588	U	<	0.78	U	<	0.78	U
2,4-Dinitrotoluene	-	0 / 24	<	0.26	U	<	0.26	U	<	0.064	U	<	0.612	U	<	0.612	U	<	0.6	U	<	0.6	U
2,6-Dinitrotoluene	-	0 / 24	<	0.26	U	<	0.26	U	<	0.074	U	<	1.15	U	<	1.15	U	<	0.55	U	<	0.55	U
2-Amino-4,6-dinitrotoluene	3.25	1 / 15	<	0.244	U	<	0.244	U	3.25	NRA			NA			NA			NA			NA	
2-Nitrotoluene	-	0 / 12		NA			NA			NA			NA			NA			NA			NA	
3-Nitrotoluene	-	0 / 12		NA			NA			NA			NA			NA			NA			NA	
4-Amino-2,6-dinitrotoluene	0.22 J	1 / 12		NA			NA			NA			NA			NA			NA			NA	
4-Nitrotoluene	-	0 / 12		NA			NA			NA			NA			NA			NA			NA	
HMX	2.01	2 / 19	2.01	NRL		<	0.563	U	<	1.21	U	<	1.65	U	<	1.65	U	<	1.3	U	<	1.3	U
MNX	-	0 / 6		NA			NA			NA			NA			NA			NA			NA	
Nitrobenzene	-	0 / 21	<	0.817	U	<	0.817	U	<	0.645	U	<	1.07	U	<	1.07	U	<	1.13	U	<	1.13	U
RDX	-	0 / 24	<	0.412	U	<	0.412	U	<	1.17	U	<	2.11	U	<	2.11	U	<	1.25	U	<	0.63	U
Tetryl	-	0 / 16	<	1.18	U	<	1.18	U		NA		<	0.556	U	<	0.556	U		NA			NA	

Notes:
< = less than reporting limit
µg/L = micrograms per liter
HMX = octahydro-1,3,5,7-tetranitro-1,3,5,7-tetrazocine
ID = identification number
J = estimated
MNX = mono-nitroso-RDX
NA = not analyzed
NRL = no reporting limit
Qual = qualifier
RDX = hexahydro-1,3,5-trinitro-1,3,5-triazine
RL = reporting limit
U = nondetect

TABLE E.1.1-4
CORNHUSKER ARMY AMMUNITION PLANT
WELL G0014-EXPLOSIVES

FIELD ID			G0014			G0014			G0014			G0014			G0014		
METHOD	Maximum	Detection	D1			D1			D1			6N			6N		
COLLECT DATE	Detection	Frequency	6/19/1985			12/4/1984			9/18/1984			1/15/1983			1/8/1982		
			Result	RL	Qual	Result	RL	Qual	Result	RL	Qual	Result	RL	Qual	Result	RL	Qual
EXPLOSIVES (µg/L)																	
1,3,5-Trinitrobenzene	5.8	1 / 24	<	1.4	U	<	1.4	U	<	0.5	U	<	1.9	U	<	1.9	U
1,3-Dinitrobenzene	-	0 / 21		NA			NA			NA		<	2.2	U	<	2.2	U
2,4,6-Trinitrotoluene	4.2	3 / 24	4.2	NRL		<	1.9	U	<	0.9	U	<	1.2	U	<	1.2	U
2,4-Dinitrotoluene	-	0 / 24	<	0.6	U	<	1.2	U	<	0.6	U	<	0.9	U	<	0.9	U
2,6-Dinitrotoluene	-	0 / 24	<	1.2	U	<	1.2	U	<	0.6	U	<	0.68	U	<	0.68	U
2-Amino-4,6-dinitrotoluene	3.25	1 / 15		NA			NA			NA			NA			NA	
2-Nitrotoluene	-	0 / 12		NA			NA			NA			NA			NA	
3-Nitrotoluene	-	0 / 12		NA			NA			NA			NA			NA	
4-Amino-2,6-dinitrotoluene	0.22 J	1 / 12		NA			NA			NA			NA			NA	
4-Nitrotoluene	-	0 / 12		NA			NA			NA			NA			NA	
HMX	2.01	2 / 19		NA			NA			NA			NA			NA	
MNX	-	0 / 6		NA			NA			NA			NA			NA	
Nitrobenzene	-	0 / 21		NA			NA			NA		<	2.1	U	<	2.1	U
RDX	-	0 / 24	<	7	U	<	9	U	<	9	U	<	9.6	U	<	9.6	U
Tetryl	-	0 / 16		NA			NA			NA			NA			NA	

Notes:
< = less than reporting limit
µg/L = micrograms per liter
HMX = octahydro-1,3,5,7-tetranitro-1,3,5,7-tetrazocine
ID = identification number
J = estimated
MNX = mono-nitroso-RDX
NA = not analyzed
NRL = no reporting limit
Qual = qualifier
RDX = hexahydro-1,3,5-trinitro-1,3,5-triazine
RL = reporting limit
U = nondetect

TABLE E.1.1-5
CORNHUSKER ARMY AMMUNITION PLANT
WELL G0015-EXPLOSIVES

FIELD ID			G0015			G0015			G0015			G0015			G0015			G0015			G0015		
METHOD	Maximum	Detection	SW846 M8330			SW846 M8330			SW846 M8330			SW846 M8330			SW846 M8330			SW846 M8330			SW846 M8330		
COLLECT DATE	Detection	Frequency	None			3/12/2013			3/8/2012			3/9/2011			3/1/2010			3/11/2009			3/13/2008		
			Result	RL	Qual	Result	RL	Qual	Result	RL	Qual	Result	RL	Qual	Result	RL	Qual	Result	RL	Qual	Result	RL	Qual
EXPLOSIVES (µg/L)																							
1,3,5-Trinitrobenzene	-	0 / 24				<	0.8	U	<	0.8	U	<	0.8	U	<	1	U	<	0.5	U	<	0.48	U
1,3-Dinitrobenzene	-	0 / 21				<	0.8	U	<	0.8	U	<	0.8	U	<	0.41	U	<	0.5	U	<	0.48	U
2,4,6-Trinitrotoluene	1.23	1 / 24				<	0.8	U	<	0.8	U	<	0.8	U	<	0.41	U	<	0.5	U	<	0.48	U
2,4-Dinitrotoluene	-	0 / 24				<	0.8	U	<	0.8	U	<	0.8	U	<	0.41	U	<	0.5	U	<	0.48	U
2,6-Dinitrotoluene	-	0 / 24	**Abandoned**			<	0.8	U	<	0.8	U	<	0.8	U	<	0.2	U	<	0.5	U	<	0.48	U
2-Amino-4,6-dinitrotoluene	0.095 J	1 / 19	**2013**			<	0.8	U	<	0.8	U	<	0.8	U	0.095	0.2	J	<	0.5	U	<	0.48	U
2-Nitrotoluene	-	0 / 16				<	0.8	U	<	0.8	U	<	0.8	U	<	0.41	U	<	0.5	U	<	0.48	U
3-Nitrotoluene	-	0 / 16				<	0.8	U	<	0.8	U	<	0.8	U	<	0.41	U	<	0.5	U	<	0.48	U
4-Amino-2,6-dinitrotoluene	-	0 / 16				<	1.4	U	<	1.4	U	<	0.8	U	<	0.2	U	<	0.5	U	<	0.48	U
4-Nitrotoluene	-	0 / 16				<	0.8	U	<	0.8	U	<	0.8	U	<	1	U	<	0.5	U	<	0.48	U
HMX	-	0 / 19				<	0.8	U	<	0.8	U	<	0.8	U	<	0.41	U	<	0.5	U	<	0.48	U
MNX	-	0 / 10				<	0.8	U	<	0.8	U	<	0.8	U	<	2	U	<	0.5	U	<	0.48	U
Nitrobenzene	-	0 / 21				<	0.8	U	<	0.8	U	<	0.8	U	<	0.41	U	<	0.5	U	<	0.48	U
RDX	-	0 / 24				<	0.8	U	<	0.8	U	<	0.8	U	<	0.2	U	<	0.5	U	<	0.48	U
Tetryl	-	0 / 18				<	1.6	U	<	0.8	U	<	0.8	U	<	0.25	U	<	0.5	UJ	<	0.48	U

Notes:
< = less than reporting limit
µg/L = micrograms per liter
HMX = octahydro-1,3,5,7-tetranitro-1,3,5,7-tetrazocine
ID = identification number
J = estimated
MNX = mono-nitroso-RDX
NA = not analyzed
NRL = no reporting limit
Qual = qualifier
RDX = hexahydro-1,3,5-trinitro-1,3,5-triazine
RL = reporting limit
U = nondetect

TABLE E.1.1-5
CORNHUSKER ARMY AMMUNITION PLANT
WELL G0015-EXPLOSIVES

FIELD ID			G0015			G0015			G0015			G0015			G0015			G0015			G0015		
METHOD	Maximum	Detection	SW846 M8330			SW846 M8330			SW846 M8330			SW846 M8330			SW846 M8330			SW846 M8330			SW846 M8330		
COLLECT DATE	Detection	Frequency	3/14/2007			3/28/2006			3/17/2005			3/23/2004			3/20/2003			3/26/2002			3/27/2001		
			Result	RL	Qual	Result	RL	Qual	Result	RL	Qual	Result	RL	Qual	Result	RL	Qual	Result	RL	Qual	Result	RL	Qual
EXPLOSIVES (µg/L)																							
1,3,5-Trinitrobenzene	-	0 / 24	<	0.49	U	<	0.48	U	<	0.48	U	<	0.22	U	<	0.25	U	<	0.33	U	<	0.8	U
1,3-Dinitrobenzene	-	0 / 21	<	0.49	U	<	0.48	U	<	0.48	U	<	0.22	U	<	0.25	U	<	0.22	U	<	0.8	U
2,4,6-Trinitrotoluene	1.23	1 / 24	<	0.49	U	<	0.48	U	<	0.48	U	<	0.22	U	<	0.25	U	<	0.28	U	<	0.8	U
2,4-Dinitrotoluene	-	0 / 24	<	0.49	U	<	0.48	U	<	0.48	U	<	0.43	U	<	0.49	U	<	0.22	U	<	0.8	U
2,6-Dinitrotoluene	-	0 / 24	<	0.49	U	<	0.48	U	<	0.48	U	<	0.43	U	<	0.49	U	<	0.86	U	<	0.8	U
2-Amino-4,6-dinitrotoluene	0.095 J	1 / 19	<	0.49	U	<	0.48	U	<	0.48	U	<	0.43	U	<	0.49	U	<	0.35	U	<	0.8	U
2-Nitrotoluene	-	0 / 16	<	0.49	U	<	0.48	U	<	0.48	U	<	0.43	U	<	0.49	U	<	0.68	U	<	0.8	U
3-Nitrotoluene	-	0 / 16	<	0.49	U	<	0.48	U	<	0.48	U	<	0.43	U	<	0.49	U	<	0.43	U	<	0.8	U
4-Amino-2,6-dinitrotoluene	-	0 / 16	<	0.49	U	<	0.48	U	<	0.48	U	<	0.43	U	<	0.49	U	<	0.58	U	<	0.8	U
4-Nitrotoluene	-	0 / 16	<	0.49	U	<	0.48	U	<	0.48	U	<	0.7	U	<	0.78	U	<	1.4	U	<	0.8	U
HMX	-	0 / 19	<	0.49	U	<	0.48	U	<	0.48	U	<	0.55	U	<	0.61	U	<	0.94	U	<	1	U
MNX	-	0 / 10	<	0.49	U	<	0.48	U	<	0.48	U	<	0.22	U		NA			NA			NA	
Nitrobenzene	-	0 / 21	<	0.49	U	<	0.48	U	<	0.48	U	<	0.22	U	<	0.25	U	<	0.39	U	<	0.8	U
RDX	-	0 / 24	<	0.49	U	<	0.48	U	<	0.48	U	<	0.22	U	<	0.25	U	<	0.55	U	<	0.8	U
Tetryl	-	0 / 18	<	0.49	U	<	0.48	U	<	0.48	U	<	0.43	U	<	0.49	U	<	0.91	U	<	0.8	U

Notes:
< = less than reporting limit
µg/L = micrograms per liter
HMX = octahydro-1,3,5,7-tetranitro-1,3,5,7-tetrazocine
ID = identification number
J = estimated
MNX = mono-nitroso-RDX
NA = not analyzed
NRL = no reporting limit
Qual = qualifier
RDX = hexahydro-1,3,5-trinitro-1,3,5-triazine
RL = reporting limit
U = nondetect

TABLE E.1.1-5
CORNHUSKER ARMY AMMUNITION PLANT
WELL G0015-EXPLOSIVES

FIELD ID			G0015			G0015			G0015			G0015			G0015			G0015			G0015		
METHOD	Maximum	Detection	SW846 M8330			SW846 M8330			UW51			UW33			UW33			UW32			D1		
COLLECT DATE	Detection	Frequency	3/20/2000			3/29/1999			6/23/1998			7/17/1994			6/11/1994			8/18/1992			6/18/1985		
			Result	RL	Qual	Result	RL	Qual	Result	RL	Qual	Result	RL	Qual	Result	RL	Qual	Result	RL	Qual	Result	RL	Qual
EXPLOSIVES (µg/L)																							
1,3,5-Trinitrobenzene	-	0 / 24	<	0.8	U	<	0.8	U	<	1.00	U	<	0.425	U	<	0.425	U	<	0.449	U	<	1.4	U
1,3-Dinitrobenzene	-	0 / 21	<	0.8	U	<	0.8	U	<	0.500	U	<	0.549	U	<	0.549	U	<	0.611	U		NA	
2,4,6-Trinitrotoluene	1.23	1 / 24	<	1.5	U	<	0.8	U	<	1.00	U	<	0.451	U	<	0.451	U	<	0.635	U	1.23	NRL	
2,4-Dinitrotoluene	-	0 / 24	<	1.1	U	<	0.8	U	<	0.500	U	<	0.26	U	<	0.26	U	<	0.064	U	<	0.6	U
2,6-Dinitrotoluene	-	0 / 24	<	1.1	U	<	0.8	U	<	0.500	U	<	0.26	U	<	0.26	U	<	0.074	U	<	1.2	U
2-Amino-4,6-dinitrotoluene	0.095 J	1 / 19	<	1	U	<	0.8	U	<	0.500	U	<	0.244	U	<	0.244	U	<	0.158	U		NA	
2-Nitrotoluene	-	0 / 16	<	1.1	U	<	0.8	U	<	1.00	U		NA			NA			NA			NA	
3-Nitrotoluene	-	0 / 16	<	1.1	U	<	0.8	U	<	1.00	U		NA			NA			NA			NA	
4-Amino-2,6-dinitrotoluene	-	0 / 16	<	1	U	<	0.8	U	<	1.00	U		NA			NA			NA			NA	
4-Nitrotoluene	-	0 / 16	<	1.1	U	<	0.8	U	<	1.00	U		NA			NA			NA			NA	
HMX	-	0 / 19	<	0.8	U	<	0.8	U	<	0.500	U	<	0.563	U	<	0.563	U	<	1.21	U		NA	
MNX	-	0 / 10		NA			NA			NA			NA			NA			NA			NA	
Nitrobenzene	-	0 / 21	<	0.8	U	<	0.8	U	<	0.500	U	<	0.817	U	<	0.817	U	<	0.645	U		NA	
RDX	-	0 / 24	<	0.8	U	<	0.8	U	<	1.00	U	<	0.412	U	<	0.412	U	<	1.17	U	<	7	U
Tetryl	-	0 / 18	<	1.3	U	<	0.8	U	<	0.500	U	<	1.18	U	<	1.18	U		NA			NA	

Notes:
< = less than reporting limit
µg/L = micrograms per liter
HMX = octahydro-1,3,5,7-tetranitro-1,3,5,7-tetrazocine
ID = identification number
J = estimated
MNX = mono-nitroso-RDX
NA = not analyzed
NRL = no reporting limit
Qual = qualifier
RDX = hexahydro-1,3,5-trinitro-1,3,5-triazine
RL = reporting limit
U = nondetect

TABLE E.1.1-5
CORNHUSKER ARMY AMMUNITION PLANT
WELL G0015-EXPLOSIVES

FIELD ID			G0015			G0015			G0015			G0015		
METHOD	Maximum	Detection	D1			D1			6N			6N		
COLLECT DATE	Detection	Frequency	12/4/1984			9/18/1984			1/18/1983			1/7/1982		
			Result	RL	Qual	Result	RL	Qual	Result	RL	Qual	Result	RL	Qual
EXPLOSIVES (µg/L)														
1,3,5-Trinitrobenzene	-	0 / 24	<	1.4	U	<	0.5	U	<	1.9	U	<	1.9	U
1,3-Dinitrobenzene	-	0 / 21		NA			NA		<	2.2	U	<	2.2	U
2,4,6-Trinitrotoluene	1.23	1 / 24	<	1.9	U	<	0.9	U	<	1.2	U	<	1.2	U
2,4-Dinitrotoluene	-	0 / 24	<	1.2	U	<	0.6	U	<	0.9	U	<	0.9	U
2,6-Dinitrotoluene	-	0 / 24	<	1.2	U	<	0.6	U	<	0.68	U	<	0.68	U
2-Amino-4,6-dinitrotoluene	0.095 J	1 / 19		NA			NA			NA			NA	
2-Nitrotoluene	-	0 / 16		NA			NA			NA			NA	
3-Nitrotoluene	-	0 / 16		NA			NA			NA			NA	
4-Amino-2,6-dinitrotoluene	-	0 / 16		NA			NA			NA			NA	
4-Nitrotoluene	-	0 / 16		NA			NA			NA			NA	
HMX	-	0 / 19		NA			NA			NA			NA	
MNX	-	0 / 10		NA			NA			NA			NA	
Nitrobenzene	-	0 / 21		NA			NA		<	2.1	U	<	2.1	U
RDX	-	0 / 24	<	9	U	<	9	U	<	9.6	U	<	9.6	U
Tetryl	-	0 / 18		NA			NA			NA			NA	

Notes:
< = less than reporting limit
µg/L = micrograms per liter
HMX = octahydro-1,3,5,7-tetranitro-1,3,5,7-tetrazocine
ID = identification number
J = estimated
MNX = mono-nitroso-RDX
NA = not analyzed
NRL = no reporting limit
Qual = qualifier
RDX = hexahydro-1,3,5-trinitro-1,3,5-triazine
RL = reporting limit
U = nondetect

TABLE E.1.1-6
CORNHUSKER ARMY AMMUNITION PLANT
WELL G0016-EXPLOSIVES

FIELD ID			G0016			G0016			G0016			G0016			G0016			G0016			G0016		
METHOD	Maximum	Detection	SW846 M8330			SW846 M8330			SW846 M8330			SW846 M8330			SW846 M8330			SW846 M8330			SW846 M8330		
COLLECT DATE	Detection	Frequency	None			None			3/8/2013			3/7/2012			3/9/2011			3/3/2010			3/11/2009		
			Result	RL	Qual	Result	RL	Qual	Result	RL	Qual	Result	RL	Qual	Result	RL	Qual	Result	RL	Qual	Result	RL	Qual
EXPLOSIVES (µg/L)																							
1,3,5-Trinitrobenzene	78	4 / 31							<	0.8	U	<	0.8	U	<	0.8	U	<	1	U	<	0.48	U
1,3-Dinitrobenzene	-	0 / 28							<	0.8	U	<	0.8	U	<	0.8	U	<	0.4	U	<	0.48	U
2,4,6-Trinitrotoluene	63	19 / 31							0.64	0.8	J	0.2	0.8	J	<	0.8	U	0.19	0.4	J	<	0.48	U
2,4-Dinitrotoluene	3.29	7 / 31							<	0.8	U	<	0.8	U	<	0.8	U	<	0.4	U	<	0.48	U
2,6-Dinitrotoluene	-	0 / 31	**Abandoned**			**Not Sampled**			<	0.8	U	<	0.8	U	<	0.8	U	<	0.2	U	<	0.48	U
2-Amino-4,6-dinitrotoluene	36 J	20 / 20	**2016**			**in 2014, 2015, 2016**			10.8	0.8		12.8	0.8		21.2	0.8		14	0.2		9	0.48	
2-Nitrotoluene	-	0 / 17							<	0.8	U	<	0.8	U	<	0.8	U	<	0.4	U	<	0.48	U
3-Nitrotoluene	-	0 / 17							<	0.8	U	<	0.8	U	<	0.8	U	<	0.4	U	<	0.48	U
4-Amino-2,6-dinitrotoluene	10	16 / 17							3.5	1.4		2.9	1.4		2.9	0.8		2	0.2		1.2	0.48	
4-Nitrotoluene	-	0 / 17							<	0.8	U	<	0.8	U	<	0.8	U	<	1	U	<	0.48	U
HMX	6.5	4 / 25							<	0.8	U	<	0.8	U	<	0.8	U	<	0.4	U	<	0.48	U
MNX	-	0 / 10							<	0.8	U	<	0.8	U	<	0.8	U	<	2	U	<	0.48	U
Nitrobenzene	-	0 / 28							<	0.8	U	<	0.8	U	<	0.8	U	<	0.4	U	<	0.48	U
RDX	4.81	9 / 31							<	0.8	U	<	0.8	UJ	1	0.8		<	0.2	U	<	0.48	U
Tetryl	-	0 / 22							<	1.6	U	<	0.8	U	<	0.8	U	<	0.24	U	<	0.48	U

Notes:
< = less than reporting limit
µg/L = micrograms per liter
HMX = octahydro-1,3,5,7-tetranitro-1,3,5,7-tetrazocine
ID = identification number
J = estimated
MNX = mono-nitroso-RDX
NA = not analyzed
NRL = no reporting limit
Qual = qualifier
RDX = hexahydro-1,3,5-trinitro-1,3,5-triazine
RL = reporting limit
U = nondetect

TABLE E.1.1-6
CORNHUSKER ARMY AMMUNITION PLANT
WELL G0016-EXPLOSIVES

FIELD ID			G0016			G0016			G0016			G0016			G0016			G0016			G0016		
METHOD	Maximum	Detection	SW846 M8330			SW846 M8330			SW846 M8330			SW846 M8330			SW846 M8330			SW846 M8330			SW846 M8330		
COLLECT DATE	Detection	Frequency	3/13/2008			3/14/2007			3/28/2006			3/17/2005			3/17/2004			3/20/2003			3/26/2002		
			Result	RL	Qual	Result	RL	Qual	Result	RL	Qual	Result	RL	Qual	Result	RL	Qual	Result	RL	Qual	Result	RL	Qual
EXPLOSIVES (µg/L)																							
1,3,5-Trinitrobenzene	78	4 / 31	<	0.48	U	<	0.5	U	<	0.48	U	<	0.48	U	0.13	0.24	J	<	0.2	U	<	0.24	U
1,3-Dinitrobenzene	-	0 / 28	<	0.48	U	<	0.5	U	<	0.48	U	<	0.48	U	<	0.24	U	<	0.2	U	<	0.16	U
2,4,6-Trinitrotoluene	63	19 / 31	0.6	0.48		0.74	0.5		1.3	0.48		1.9	0.48		3.6	0.24		2.8	0.2		2.8	0.20	J
2,4-Dinitrotoluene	3.29	7 / 31	<	0.48	U	<	0.5	U	<	0.48	U	<	0.48	U	<	0.46	U	<	0.38	U	<	0.16	U
2,6-Dinitrotoluene	-	0 / 31	<	0.48	U	<	0.5	U	<	0.48	U	<	0.48	U	<	0.46	U	<	0.38	U	<	0.62	U
2-Amino-4,6-dinitrotoluene	36 J	20 / 20	15	0.48		11	0.5		15	0.48		20	0.48	P	26	2.3		32	3.8		36	2.5	J
2-Nitrotoluene	-	0 / 17	<	0.48	U	<	0.5	U	<	0.48	U	<	0.48	U	<	0.46	U	<	0.38	U	<	0.49	U
3-Nitrotoluene	-	0 / 17	<	0.48	U	<	0.5	U	<	0.48	U	<	0.48	U	<	0.46	U	<	0.38	U	<	0.31	U
4-Amino-2,6-dinitrotoluene	10	16 / 17	2.2	0.48		2.5	0.5		4.1	0.48		7.5	0.48		8.4	0.46		7.3	0.38		9.5	0.42	J
4-Nitrotoluene	-	0 / 17	<	0.48	U	<	0.5	U	<	0.48	U	<	0.48	U	<	0.75	U	<	0.62	U	<	1.0	U
HMX	6.5	4 / 25	<	0.48	U	<	0.5	U	<	0.48	U	<	0.48	U	0.46	0.58	J	<	0.48	U	<	0.68	U
MNX	-	0 / 10	<	0.48	U	<	0.5	U	<	0.48	U	<	0.48	U	<	0.24	U		NA			NA	
Nitrobenzene	-	0 / 28	<	0.48	U	<	0.5	U	<	0.48	U	<	0.48	U	<	0.24	U	<	0.2	U	<	0.28	U
RDX	4.81	9 / 31	<	0.48	U	<	0.5	U	<	0.48	U	0.52	0.48	P	1.3	0.24		0.73	0.2		0.86	0.40	J
Tetryl	-	0 / 22	<	0.48	U	<	0.5	U	<	0.48	U	<	0.48	U	<	0.46	U	<	0.38	U	<	0.66	U

Notes:
< = less than reporting limit
µg/L = micrograms per liter
HMX = octahydro-1,3,5,7-tetranitro-1,3,5,7-tetrazocine
ID = identification number
J = estimated
MNX = mono-nitroso-RDX
NA = not analyzed
NRL = no reporting limit
Qual = qualifier
RDX = hexahydro-1,3,5-trinitro-1,3,5-triazine
RL = reporting limit
U = nondetect

TABLE E.1.1-6
CORNHUSKER ARMY AMMUNITION PLANT
WELL G0016-EXPLOSIVES

FIELD ID			G0016			G0016			G0016			G0016			G0016			G0016			G0016		
METHOD	Maximum	Detection	SW846 M8330			SW846 M8330			SW846 M8330			UW51			UW51			UW33			UW33		
COLLECT DATE	Detection	Frequency	3/27/2001			3/21/2000			3/31/1999			6/26/1998			10/4/1997			7/17/1994			6/11/1994		
			Result	RL	Qual	Result	RL	Qual	Result	RL	Qual	Result	RL	Qual	Result	RL	Qual	Result	RL	Qual	Result	RL	Qual
EXPLOSIVES (µg/L)																							
1,3,5-Trinitrobenzene	78	4 / 31	<	0.8	U	<	0.8	U	<	0.8	U	<	1.0	U	<	0.125	U	<	0.425	U	<	0.425	U
1,3-Dinitrobenzene	-	0 / 28	<	0.8	U	<	0.8	U	<	0.8	U	<	0.50	U	<	0.989	U	<	0.549	U	<	0.549	U
2,4,6-Trinitrotoluene	63	19 / 31	<	0.8	U	0.89	1.5	J	<	0.8	U	<	1.0	U	0.92	0.29		0.97	NRL		1.02	NRL	
2,4-Dinitrotoluene	3.29	7 / 31	<	0.8	U	<	1.1	U	<	0.8	U	<	0.50	U	0.55	0.233		<	0.26	U	<	0.26	U
2,6-Dinitrotoluene	-	0 / 31	<	0.8	U	<	1.1	U	<	0.8	U	<	0.50	U	<	0.2	U	<	0.26	U	<	0.26	U
2-Amino-4,6-dinitrotoluene	36 J	20 / 20	35	4		31	10		32.9	4		26.1	0.50	U	29.6	0.173		31.0	NRL		28.0	NRL	
2-Nitrotoluene	-	0 / 17	<	0.8	U	<	1.1	U	<	0.8	U	<	1.0	U	<	0.319	U		NA			NA	
3-Nitrotoluene	-	0 / 17	<	0.8	U	<	1.1	U	<	0.8	U	<	1.0	U	<	0.514	U		NA			NA	
4-Amino-2,6-dinitrotoluene	10	16 / 17	10	0.8		10	1		6.47	0.8		<	1.0	U	8.14	0.309			NA			NA	
4-Nitrotoluene	-	0 / 17	<	0.8	U	<	1.1	U	<	0.8	U	<	1.0	U	<	0.368	U		NA			NA	
HMX	6.5	4 / 25	<	1	U	<	0.8	U	<	0.8	U	0.7	0.50	U	<	0.16	U	<	0.563	U	<	0.563	U
MNX	-	0 / 10		NA			NA			NA			NA			NA			NA			NA	
Nitrobenzene	-	0 / 28	<	0.8	U	<	0.8	U	<	0.8	U	<	0.50	U	<	0.231	U	<	0.817	U	<	0.817	U
RDX	4.81	9 / 31	0.51	0.8	J	<	0.8	U	<	0.8	U	<	1.0	U	<	0.558	U	<	0.879	U	<	0.412	U
Tetryl	-	0 / 22	<	0.8	U	<	1.3	U	<	0.8	U	<	0.50	U	<	0.253	U	<	1.18	U	<	1.18	U

Notes:
< = less than reporting limit
µg/L = micrograms per liter
HMX = octahydro-1,3,5,7-tetranitro-1,3,5,7-tetrazocine
ID = identification number
J = estimated
MNX = mono-nitroso-RDX
NA = not analyzed
NRL = no reporting limit
Qual = qualifier
RDX = hexahydro-1,3,5-trinitro-1,3,5-triazine
RL = reporting limit
U = nondetect

TABLE E.1.1-6
CORNHUSKER ARMY AMMUNITION PLANT
WELL G0016-EXPLOSIVES

FIELD ID			G0016			G0016			G0016			G0016			G0016			G0016			G0016		
METHOD	Maximum	Detection	UW32			UW14			UW14			UW14			UW01			UW01			D1		
COLLECT DATE	Detection	Frequency	8/18/1992			8/22/1992			10/15/1990			4/23/1990			5/15/1989			11/8/1988			6/19/1985		
			Result	RL	Qual	Result	RL	Qual	Result	RL	Qual	Result	RL	Qual	Result	RL	Qual	Result	RL	Qual	Result	RL	Qual
EXPLOSIVES (µg/L)																							
1,3,5-Trinitrobenzene	78	4 / 31	78	NRL		<	0.626	U	1.57	NRL		1.98	NRL		<	0.56	U	<	1.12	U	<	1.4	U
1,3-Dinitrobenzene	-	0 / 28	<	0.611	U	<	0.519	U	<	0.519	U	<	0.519	U	<	0.61	U	<	0.61	U		NA	
2,4,6-Trinitrotoluene	63	19 / 31	12.2	NRL		<	0.588	U	<	0.588	U	<	0.588	U	63	NRL		<	0.98	U	6.92	NRL	
2,4-Dinitrotoluene	3.29	7 / 31	<	0.064	U	<	0.612	U	<	0.612	U	<	0.612	U	2.03	NRL		1.47	NRL		<	0.6	U
2,6-Dinitrotoluene	-	0 / 31	<	0.074	U	<	1.15	U	<	1.15	U	<	1.15	U	<	0.55	U	<	0.55	U	<	1.2	U
2-Amino-4,6-dinitrotoluene	36 J	20 / 20	5.96	NRA			NA			NA			NA			NA			NA			NA	
2-Nitrotoluene	-	0 / 17		NA			NA			NA			NA			NA			NA			NA	
3-Nitrotoluene	-	0 / 17		NA			NA			NA			NA			NA			NA			NA	
4-Amino-2,6-dinitrotoluene	10	16 / 17		NA			NA			NA			NA			NA			NA			NA	
4-Nitrotoluene	-	0 / 17		NA			NA			NA			NA			NA			NA			NA	
HMX	6.5	4 / 25	2.78	NRL		<	1.65	U	<	1.65	U	<	1.65	U	6.5	NRL		<	1.3	U		NA	
MNX	-	0 / 10		NA			NA			NA			NA			NA			NA			NA	
Nitrobenzene	-	0 / 28	<	0.645	U	<	1.07	U	<	1.07	U	<	1.07	U	<	1.13	U	<	1.13	U		NA	
RDX	4.81	9 / 31	4.81	NRL		<	2.11	U	<	2.11	U	<	2.11	U	1.99	NRL		1.01	NRL		<	7	U
Tetryl	-	0 / 22		NA		<	0.556	U	<	0.556	U	<	0.556	U		NA			NA			NA	

Notes:
< = less than reporting limit
µg/L = micrograms per liter
HMX = octahydro-1,3,5,7-tetranitro-1,3,5,7-tetrazocine
ID = identification number
J = estimated
MNX = mono-nitroso-RDX
NA = not analyzed
NRL = no reporting limit
Qual = qualifier
RDX = hexahydro-1,3,5-trinitro-1,3,5-triazine
RL = reporting limit
U = nondetect

TABLE E.1.1-6
CORNHUSKER ARMY AMMUNITION PLANT
WELL G0016-EXPLOSIVES

FIELD ID			G0016			G0016			G0016			G0016			G0016		
METHOD	Maximum	Detection	D1			D1			6N			6N			6N		
COLLECT DATE	Detection	Frequency	12/4/1984			9/18/1984			11/3/1983			1/15/1983			1/7/1982		
			Result	RL	Qual	Result	RL	Qual	Result	RL	Qual	Result	RL	Qual	Result	RL	Qual
EXPLOSIVES (µg/L)																	
1,3,5-Trinitrobenzene	78	4 / 31	<	1.4	U	<	0.5	U	<	3.5	U	<	1.9	U	<	1.9	U
1,3-Dinitrobenzene	-	0 / 28		NA			NA		<	3.9	U	<	2.2	U	<	2.2	U
2,4,6-Trinitrotoluene	63	19 / 31	<	1.9	U	<	0.9	U	<	3.5	U	1.53	NRL		1.58	NRL	
2,4-Dinitrotoluene	3.29	7 / 31	<	1.2	U	3	NRL		2.59	NRL		1.74	NRL		3.29	NRL	
2,6-Dinitrotoluene	-	0 / 31	<	1.2	U	<	0.6	U	<	4.2	U	<	0.68	U	<	0.68	U
2-Amino-4,6-dinitrotoluene	36 J	20 / 20		NA			NA			NA			NA			NA	
2-Nitrotoluene	-	0 / 17		NA			NA			NA			NA			NA	
3-Nitrotoluene	-	0 / 17		NA			NA			NA			NA			NA	
4-Amino-2,6-dinitrotoluene	10	16 / 17		NA			NA			NA			NA			NA	
4-Nitrotoluene	-	0 / 17		NA			NA			NA			NA			NA	
HMX	6.5	4 / 25		NA			NA			NA			NA			NA	
MNX	-	0 / 10		NA			NA			NA			NA			NA	
Nitrobenzene	-	0 / 28		NA			NA		<	4.8	U	<	2.1	U	<	2.1	U
RDX	4.81	9 / 31	<	9	U	<	9	U	<	16	U	<	9.6	U	<	9.6	U
Tetryl	-	0 / 22		NA			NA			NA			NA			NA	

Notes:
< = less than reporting limit
µg/L = micrograms per liter
HMX = octahydro-1,3,5,7-tetranitro-1,3,5,7-tetrazocine
ID = identification number
J = estimated
MNX = mono-nitroso-RDX
NA = not analyzed
NRL = no reporting limit
Qual = qualifier
RDX = hexahydro-1,3,5-trinitro-1,3,5-triazine
RL = reporting limit
U = nondetect

TABLE E.1.1-7
CORNHUSKER ARMY AMMUNITION PLANT
WELL G0017-EXPLOSIVES

FIELD ID			G0017					G0017					G0017					G0017				
METHOD	Maximum	Detection	SW846 M8330					SW846 M8330					SW846 M8330					SW846 M8330				
COLLECT DATE	Detection	Frequency	3/14/2018					3/24/2017					8/8/2016					8/6/2015				
			Result	Qual	DL	LOD	LOQ	Result	Qual	DL	LOD	LOQ	Result	DL	LOD	LOQ	Qual	Result	DL	LOD	LOQ	Qual
EXPLOSIVES (µg/L)																						
1,3,5-Trinitrobenzene	62	25 / 36	<	UJ	0.032	0.1	0.16	<	UJ	0.034	0.11	0.16	<	0.23	0.46	1.2	U	<	0.21	0.42	1.1	UJ
1,3-Dinitrobenzene	6.44	1 / 33	<	UJ	0.052	0.1	0.16	<	UJ	0.054	0.11	0.16	<	0.10	0.23	0.46	U	<	0.094	0.21	0.42	UJ
2,4,6-Trinitrotoluene	26	25 / 36	<	UJ	0.052	0.1	0.16	<	UJ	0.054	0.11	0.16	<	0.084	0.23	0.46	U	<	0.077	0.21	0.42	UJ
2,4-Dinitrotoluene	0.26 J	2 / 36	<	UJ	0.052	0.1	0.14	<	UJ	0.054	0.11	0.14	<	0.097	0.23	0.46	U	<	0.089	0.21.	0.42	UJ
2,6-Dinitrotoluene	-	0 / 36	<	UJ	0.052	0.1	0.14	<	UJ	0.054	0.11	0.14	<	0.075	0.23	0.23	U	<	0.068	0.21	0.21	UJ
2-Amino-4,6-dinitrotoluene	35	15 / 25	<	UJ	0.031	0.1	0.16	<	UJ	0.032	0.11	0.16	<	0.059	0.14	0.23	U	<	0.054	0.13	0.21	UJ
2-Nitrotoluene	0.34 J	1 / 21	<	UJ	0.092	0.21	0.52	<	UJ	0.095	0.22	0.54	<	0.099	0.23	0.46	U	<	0.091	0.21	0.42	UJ
3-Nitrotoluene	0.45 J	1 / 21	0.45	J	0.059	0.21	0.52	<	UJ	0.062	0.22	0.54	<	0.097	0.23	0.46	U	<	0.089	0.21	0.42	UJ
4-Amino-2,6-dinitrotoluene	4.6	13 / 21	<	UJ	0.052	0.1	0.16	<	UJ	0.054	0.11	0.16	<	0.067	0.14	0.23	U	<	0.061	0.13	0.21	UJ
4-Nitrotoluene	-	0 / 21	<	UJ	0.092	0.21	0.52	<	UJ	0.095	0.22	0.54	<	0.23	0.46	1.2	U	<	0.210	0.21	1.1	UJ
HMX	14.7	13 / 29	<	UJ	0.029	0.1	0.16	<	UJ	0.039	0.11	0.16	<	0.10	0.23	0.46	U	<	0.093	0.21	0.42	UJ
MNX	1.4	1 / 15	<	UJ	0.037	0.1	0.52	<	UJ	0.030	0.11	0.54	<	0.42	0.42	2.3	U	<	0.38	0.38	2.1	UJ
Nitrobenzene	-	0 / 33	<	UJ	0.052	0.1	0.16	<	UJ	0.054	0.11	0.16	<	0.11	0.23	0.46	U	<	0.097	0.21	0.42	UJ
RDX	116	26 / 37	<	UJ	0.037	0.1	0.16	<	UJ	0.039	0.11	0.16	<	0.061	0.14	0.23	U	<	0.056	0.13	0.21	UJ
Tetryl	-	0 / 26	<	UJ	0.052	0.1	0.16	<	UJ	0.054	0.11	0.16	<	0.092	0.23	0.28	U	<	0.085	0.21	0.25	UJ

Notes:
< = less than reporting limit
µg/L = micrograms per liter
HMX = octahydro-1,3,5,7-tetranitro-1,3,5,7-tetrazocine
ID = identification number
J = estimated
LOQ = limit of quantifications
MNX = mono-nitroso-RDX
NA = not analyzed
NRL = no reporting limit
Qual = qualifier
RDX = hexahydro-1,3,5-trinitro-1,3,5-triazine
RL = reporting limit
U = nondetect

TABLE E.1.1-7
CORNHUSKER ARMY AMMUNITION PLANT
WELL G0017-EXPLOSIVES

FIELD ID			G0017			G0017			G0017			G0017			G0017			G0017			G0017		
METHOD	Maximum	Detection	SW846 M8330			SW846 M8330			SW846 M8330			SW846 M8330			SW846 M8330			SW846 M8330			SW846 M8330		
COLLECT DATE	Detection	Frequency	8/7/2014			3/8/2013			3/7/2012			3/7/2011			3/3/2010			3/11/2009			3/14/2008		
			Result	LOQ	Qual	Result	RL	Qual	Result	RL	Qual	Result	RL	Qual	Result	RL	Qual	Result	RL	Qual	Result	RL	Qual
EXPLOSIVES (µg/L)																							
1,3,5-Trinitrobenzene	62	25 / 36	<	1.6	UJ	<	0.8	UJ	<	0.8	UJ	<	0.8	UJ	<	0.99	U	16	0.48		29	0.48	
1,3-Dinitrobenzene	6.44	1 / 33	<	0.63	UJ	<	0.8	UJ	<	0.8	UJ	<	0.8	UJ	<	0.4	U	<	0.48	U	<	0.48	U
2,4,6-Trinitrotoluene	26	25 / 36	<	0.63	UJ	<	0.8	UJ	<	0.8	UJ	<	0.8	UJ	<	0.4	U	2.8	0.48		4.9	0.48	
2,4-Dinitrotoluene	0.26 J	2 / 36	<	0.63	UJ	<	0.8	UJ	<	0.8	UJ	0.26	0.8	J	<	0.4	U	<	0.48	U	<	0.48	U
2,6-Dinitrotoluene	-	0 / 36	<	0.32	UJ	<	0.8	UJ	<	0.8	UJ	<	0.8	UJ	<	0.2	U	<	0.48	U	<	0.48	U
2-Amino-4,6-dinitrotoluene	35	15 / 25	<	0.32	UJ	<	0.8	UJ	<	0.8	UJ	<	0.8	UJ	<	0.2	U	1.6	0.48		2.3	0.48	
2-Nitrotoluene	0.34 J	1 / 21	<	0.63	UJ	<	0.8	UJ	<	0.8	UJ	<	0.8	UJ	<	0.4	U	<	0.48	U	<	0.48	U
3-Nitrotoluene	0.45 J	1 / 21	<	0.63	UJ	<	0.8	UJ	<	0.8	UJ	<	0.8	UJ	<	0.4	U	<	0.48	U	<	0.48	U
4-Amino-2,6-dinitrotoluene	4.6	13 / 21	0.37	0.32	J	<	1.4	UJ	<	1.4	UJ	<	0.8	UJ	<	0.2	U	1	0.48		1.5	0.48	
4-Nitrotoluene	-	0 / 21	<	1.6	UJ	<	0.8	UJ	<	0.8	UJ	<	0.8	UJ	<	0.99	U	<	0.48	U	<	0.48	U
HMX	14.7	13 / 29	<	0.63	UJ	<	0.8	UJ	<	0.8	UJ	<	0.8	UJ	<	0.4	U	<	0.48	U	<	0.48	U
MNX	1.4	1 / 15	<	3.2	UJ	<	0.8	UJ	<	0.8	UJ	<	0.8	UJ	<	2	U	1.4	0.48		<	0.48	U
Nitrobenzene	-	0 / 33	<	0.63	UJ	<	0.8	UJ	<	0.8	UJ	<	0.8	UJ	<	0.4	U	<	0.48	U	<	0.48	U
RDX	116	26 / 37	<	0.32	UJ	<	0.8	UJ	2.1	0.8	J	1	0.8	J	<	0.2	U	27	0.48		1.4	0.48	
Tetryl	-	0 / 26	<	0.38	UJ	<	1.6	UJ	<	0.8	UJ	<	0.8	UJ	<	0.24	U	<	0.48	U	<	0.48	U

Notes:
< = less than reporting limit
µg/L = micrograms per liter
HMX = octahydro-1,3,5,7-tetranitro-1,3,5,7-tetrazocine
ID = identification number
J = estimated
LOQ = limit of quantifications
MNX = mono-nitroso-RDX
NA = not analyzed
NRL = no reporting limit
Qual = qualifier
RDX = hexahydro-1,3,5-trinitro-1,3,5-triazine
RL = reporting limit
U = nondetect

TABLE E.1.1-7
CORNHUSKER ARMY AMMUNITION PLANT
WELL G0017-EXPLOSIVES

FIELD ID			G0017			G0017			G0017			G0017			G0017			G0017			G0017		
METHOD	Maximum	Detection	SW846 M8330			SW846 M8330			SW846 M8330			SW846 M8330			SW846 M8330			SW846 M8330			SW846 M8330		
COLLECT DATE	Detection	Frequency	3/14/2007			3/16/2006			3/17/2005			3/23/2004			3/20/2003			3/26/2002			3/27/2001		
			Result	RL	Qual	Result	RL	Qual	Result	RL	Qual	Result	RL	Qual	Result	RL	Qual	Result	RL	Qual	Result	RL	Qual
EXPLOSIVES (µg/L)																							
1,3,5-Trinitrobenzene	62	25 / 36	13	0.5		18	0.48		18	0.48		38	2.2		<	0.17	U	42	4.0	J	56	8	
1,3-Dinitrobenzene	6.44	1 / 33	<	0.5	U	<	0.48	U	<	0.48	U	<	0.22	U	<	0.17	U	<	0.26	U	<	1.6	U
2,4,6-Trinitrotoluene	26	25 / 36	2.1	0.5		3.3	0.48		3.2	0.48		6.8	0.22		5.5	0.17	J	10	0.33	J	13	1.6	
2,4-Dinitrotoluene	0.26 J	2 / 36	<	0.5	U	<	0.48	U	<	0.48	U	<	0.43	U	<	0.32	U	<	0.26	U	<	1.6	U
2,6-Dinitrotoluene	-	0 / 36	<	0.5	U	<	0.48	U	<	0.48	U	<	0.43	U	<	0.32	U	<	1.0	U	<	1.6	U
2-Amino-4,6-dinitrotoluene	35	15 / 25	2.4	0.5		2.3	0.48		2.8	0.48	P	4.8	0.43		5.2	0.32	J	7.2	0.41	J	6.1	1.6	
2-Nitrotoluene	0.34 J	1 / 21	<	0.5	U	<	0.48	U	<	0.48	U	<	0.43	U	<	0.32	U	<	0.81	U	0.34	1.6	J
3-Nitrotoluene	0.45 J	1 / 21	<	0.5	U	<	0.48	U	<	0.48	U	<	0.43	U	<	0.32	U	<	0.51	U	<	1.6	U
4-Amino-2,6-dinitrotoluene	4.6	13 / 21	1.2	0.5		1.4	0.48		1.7	0.48		2.6	0.43		2.9	0.32	J	4.0	0.69	J	4.3	1.6	
4-Nitrotoluene	-	0 / 21	<	0.5	U	<	0.48	U	<	0.48	U	<	0.7	U	<	0.52	U	<	1.6	U	<	1.6	U
HMX	14.7	13 / 29	<	0.5	U	<	0.48	U	<	0.48	U	0.45	0.55	J	0.52	0.4	J	1.4	1.1	J	<	2	U
MNX	1.4	1 / 15	<	0.5	U	<	0.48	U	<	0.48	U	<	0.22	U		NA			NA			NA	
Nitrobenzene	-	0 / 33	<	0.5	U	<	0.48	U	<	0.48	U	<	0.22	U	<	0.17	U	<	0.46	U	<	1.6	U
RDX	116	26 / 37	<	0.5	U	<	0.48	U	0.39	0.48	J	2.3	0.22		1.6	0.17	J	4.9	0.66	J	4.1	1.6	U
Tetryl	-	0 / 26	<	0.5	U	<	0.48	U	<	0.48	U	<	0.43	U	<	0.32	U	<	1.1	U	<	1.6	U

Notes:
< = less than reporting limit
µg/L = micrograms per liter
HMX = octahydro-1,3,5,7-tetranitro-1,3,5,7-tetrazocine
ID = identification number
J = estimated
LOQ = limit of quantifications
MNX = mono-nitroso-RDX
NA = not analyzed
NRL = no reporting limit
Qual = qualifier
RDX = hexahydro-1,3,5-trinitro-1,3,5-triazine
RL = reporting limit
U = nondetect

TABLE E.1.1-7
CORNHUSKER ARMY AMMUNITION PLANT
WELL G0017-EXPLOSIVES

FIELD ID			G0017			G0017			G0017			G0017			G0017			G0017			G0017		
METHOD	Maximum	Detection	SW846 M8330			SW846 M8330			UW51			UW33			UW33			UW32			UW33		
COLLECT DATE	Detection	Frequency	3/21/2000			3/31/1999			6/26/1998			7/17/94			6/12/1994			8/18/1992			7/25/1991		
			Result	RL	Qual	Result	RL	Qual	Result	RL	Qual	Result	RL	Qual	Result	RL	Qual	Result	RL	Qual	Result	RL	Qual
EXPLOSIVES (µg/L)																							
1,3,5-Trinitrobenzene	62	25 / 36	43	16.		35.6	4		27.1	1.00		23.0	NRL		32.0	NRL		<	0.449	U	62.0	NRL	
1,3-Dinitrobenzene	6.44	1 / 33	<	0.8	U	<	0.8	U	<	0.500	U	<	0.549	U	<	0.549	U	<	0.611	U	<	0.549	U
2,4,6-Trinitrotoluene	26	25 / 36	13	1.5		9.49	0.8		8.08	1.00		5.67	NRL		9.50	NRL		0.898	NRL		7.89	NRL	
2,4-Dinitrotoluene	0.26 J	2 / 36	<	1.1	U	<	0.8	U	<	0.500	U	<	0.26	U	<	0.26	U	0.233	NRL		<	0.26	U
2,6-Dinitrotoluene	-	0 / 36	<	1.1	U	<	0.8	U	<	0.500	U	<	0.26	U	<	0.26	U	<	0.074	U	<	0.26	U
2-Amino-4,6-dinitrotoluene	35	15 / 25	7.00	1		4.85	0.8		4.60	0.500		5.46	NRL		11.9	NRL		35.0	NRA		<	0.5	U
2-Nitrotoluene	0.34 J	1 / 21	<	1.1	U	<	0.8	U	<	1.00	U		NA			NA			NA			NA	
3-Nitrotoluene	0.45 J	1 / 21	<	1.1	U	<	0.8	U	<	1.00	U		NA			NA			NA			NA	
4-Amino-2,6-dinitrotoluene	4.6	13 / 21	4.6	1		1.85	0.8		3.01	1.00	J		NA			NA			NA			NA	
4-Nitrotoluene	-	0 / 21	<	1.1	U	<	0.8	U	<	1.00	U		NA			NA			NA			NA	
HMX	14.7	13 / 29	1.5	0.8		1.07	0.8		0.659	0.500	J	2.76	NRL		8.24	NRL		<	1.21	U	3.45	NRL	
MNX	1.4	1 / 15		NA			NA			NA			NA			NA			NA			NA	
Nitrobenzene	-	0 / 33	<	0.8	U	<	0.8	U	<	0.500	U	<	0.817	U	<	0.817	U	<	0.645	U	<	0.817	U
RDX	116	26 / 37	3.5	0.8		6.9	0.8		1.22	1.00		11.5	NRL		13.0	NRL		<	1.17	U	8.80	NRL	
Tetryl	-	0 / 26	<	1.3	U	<	0.8	U	<	0.500	U	<	1.18	U	<	1.18	U		NA		<	1.18	U

Notes:
< = less than reporting limit
µg/L = micrograms per liter
HMX = octahydro-1,3,5,7-tetranitro-1,3,5,7-tetrazocine
ID = identification number
J = estimated
LOQ = limit of quantifications
MNX = mono-nitroso-RDX
NA = not analyzed
NRL = no reporting limit
Qual = qualifier
RDX = hexahydro-1,3,5-trinitro-1,3,5-triazine
RL = reporting limit
U = nondetect

TABLE E.1.1-7
CORNHUSKER ARMY AMMUNITION PLANT
WELL G0017-EXPLOSIVES

FIELD ID			G0017			G0017			G0017			G0017			G0017			G0017			G0017		
METHOD	Maximum	Detection	99			UW14			UW14			UW01			UW01			D1			D1		
COLLECT DATE	Detection	Frequency	6/2/1991			10/15/1990			4/24/1990			5/15/1989			11/8/1988			6/19/1985			12/4/1984		
			Result	RL	Qual	Result	RL	Qual	Result	RL	Qual	Result	RL	Qual	Result	RL	Qual	Result	RL	Qual	Result	RL	Qual
EXPLOSIVES (µg/L)																							
1,3,5-Trinitrobenzene	62	25 / 36		NA		49.3	NRL		43.4	NRL		38.0	NRL		49.0	NRL		20.0	NRL		19.5	NRL	
1,3-Dinitrobenzene	6.44	1 / 33		NA		<	0.519	U	6.44	NRL		<	0.61	U	<	0.61	U		NA			NA	
2,4,6-Trinitrotoluene	26	25 / 36		NA		18.6	NRL		15.8	NRL		13.1	NRL		12.5	NRL		20.0	NRL		<	1.9	U
2,4-Dinitrotoluene	0.26 J	2 / 36		NA		<	0.612	U	<	0.612	U	<	0.6	U	<	0.6	U	<	0.6	U	<	1.2	U
2,6-Dinitrotoluene	-	0 / 36		NA		<	1.15	U	<	1.15	U	<	0.55	U	<	0.55	U	<	1.2	U	<	1.2	U
2-Amino-4,6-dinitrotoluene	35	15 / 25		NA			NA			NA			NA			NA			NA			NA	
2-Nitrotoluene	0.34 J	1 / 21		NA			NA			NA			NA			NA			NA			NA	
3-Nitrotoluene	0.45 J	1 / 21		NA			NA			NA			NA			NA			NA			NA	
4-Amino-2,6-dinitrotoluene	4.6	13 / 21		NA			NA			NA			NA			NA			NA			NA	
4-Nitrotoluene	-	0 / 21		NA			NA			NA			NA			NA			NA			NA	
HMX	14.7	13 / 29		NA		4.04	NRL		14.7	NRL		7.18	NRL		4.93	NRL			NA			NA	
MNX	1.4	1 / 15		NA			NA			NA			NA			NA			NA			NA	
Nitrobenzene	-	0 / 33		NA		<	1.07	U	<	1.07	U	<	1.13	U	<	1.13	U		NA			NA	
RDX	116	26 / 37	9.27	NRL		8.31	NRL		28.7	NRL		28.1	NRL		11.0	NRL		24.0	NRL		18.4	NRL	
Tetryl	-	0 / 26		NA		<	0.556	U	<	0.556	U		NA			NA			NA			NA	

Notes:
< = less than reporting limit
µg/L = micrograms per liter
HMX = octahydro-1,3,5,7-tetranitro-1,3,5,7-tetrazocine
ID = identification number
J = estimated
LOQ = limit of quantifications
MNX = mono-nitroso-RDX
NA = not analyzed
NRL = no reporting limit
Qual = qualifier
RDX = hexahydro-1,3,5-trinitro-1,3,5-triazine
RL = reporting limit
U = nondetect

TABLE E.1.1-7
CORNHUSKER ARMY AMMUNITION PLANT
WELL G0017-EXPLOSIVES

FIELD ID			G0017			G0017			G0017			G0017			G0017		
METHOD	Maximum	Detection	D1			6N			6N			6N			6N		
COLLECT DATE	Detection	Frequency	9/18/1984			2/10/1984			11/3/1983			1/15/1983			1/7/1982		
			Result	RL	Qual	Result	RL	Qual	Result	RL	Qual	Result	RL	Qual	Result	RL	Qual
EXPLOSIVES (µg/L)																	
1,3,5-Trinitrobenzene	62	25 / 36	10.0	NRL		25.5	NRL		10.8	NRL		25.3	NRL		13.6	NRL	
1,3-Dinitrobenzene	6.44	1 / 33		NA		<	1.24	U	<	3.9	U	<	2.2	U	<	2.2	U
2,4,6-Trinitrotoluene	26	25 / 36	<	0.9	U	26.0	NRL		16.2	NRL		14.4	NRL		9.20	NRL	
2,4-Dinitrotoluene	0.26 J	2 / 36	<	0.6	U	<	0.62	U	<	1.9	U	<	0.9	U	<	0.9	U
2,6-Dinitrotoluene	-	0 / 36	<	0.6	U	<	1.58	U	<	4.2	U	<	0.68	U	<	0.68	U
2-Amino-4,6-dinitrotoluene	35	15 / 25		NA			NA			NA			NA			NA	
2-Nitrotoluene	0.34 J	1 / 21		NA			NA			NA			NA			NA	
3-Nitrotoluene	0.45 J	1 / 21		NA			NA			NA			NA			NA	
4-Amino-2,6-dinitrotoluene	4.6	13 / 21		NA			NA			NA			NA			NA	
4-Nitrotoluene	-	0 / 21		NA			NA			NA			NA			NA	
HMX	14.7	13 / 29		NA			NA			NA			NA			NA	
MNX	1.4	1 / 15		NA			NA			NA			NA			NA	
Nitrobenzene	-	0 / 33		NA		<	1.36	U	<	4.8	U	<	2.1	U	<	2.1	U
RDX	116	26 / 37	16.6	NRL		35.0	NRL		116	NRL		32.3	NRL		<	9.6	U
Tetryl	-	0 / 26		NA			NA			NA			NA			NA	

Notes:
< = less than reporting limit
µg/L = micrograms per liter
HMX = octahydro-1,3,5,7-tetranitro-1,3,5,7-tetrazocine
ID = identification number
J = estimated
LOQ = limit of quantifications
MNX = mono-nitroso-RDX
NA = not analyzed
NRL = no reporting limit
Qual = qualifier
RDX = hexahydro-1,3,5-trinitro-1,3,5-triazine
RL = reporting limit
U = nondetect

TABLE E.1.1-8
CORNHUSKER ARMY AMMUNITION PLANT
WELL G0018-EXPLOSIVES

FIELD ID			G0018			G0018			G0018			G0018			G0018			G0018			G0018		
METHOD	Maximum	Detection	SW846 M8330			SW846 M8330			SW846 M8330			SW846 M8330			SW846 M8330			SW846 M8330			SW846 M8330		
COLLECT DATE	Detection	Frequency	None			3/14/2013			3/5/2012			3/9/2011			3/3/2010			3/11/2009			3/14/2008		
			Result	RL	Qual	Result	RL	Qual	Result	RL	Qual	Result	RL	Qual	Result	RL	Qual	Result	RL	Qual	Result	RL	Qual
EXPLOSIVES (µg/L)																							
1,3,5-Trinitrobenzene	-	0 / 24				<	0.8	U	<	0.8	U	<	0.8	U	<	1	U	<	0.48	U	<	0.47	U
1,3-Dinitrobenzene	-	0 / 22				<	0.8	U	<	0.8	U	<	0.8	U	<	0.4	U	<	0.48	U	<	0.47	U
2,4,6-Trinitrotoluene	-	0 / 24				<	0.8	U	<	0.8	U	<	0.8	U	<	0.4	U	<	0.48	U	<	0.47	U
2,4-Dinitrotoluene	-	0 / 24				<	0.8	U	<	0.8	U	<	0.8	U	<	0.4	U	<	0.48	U	<	0.47	U
2,6-Dinitrotoluene	-	0 / 24	**Not Sampled**			<	0.8	U	<	0.8	U	<	0.8	U	<	0.2	U	<	0.48	U	<	0.47	U
2-Amino-4,6-dinitrotoluene	-	0 / 20	**in 2014, 2015, 2016,**			<	0.8	U	<	0.8	U	<	0.8	U	<	0.2	U	<	0.48	U	<	0.47	U
2-Nitrotoluene	-	0 / 17	**2017, 2018**			<	0.8	U	<	0.8	U	<	0.8	U	<	0.4	U	<	0.48	U	<	0.47	U
3-Nitrotoluene	-	0 / 17				<	0.8	U	<	0.8	U	<	0.8	U	<	0.4	U	<	0.48	U	<	0.47	U
4-Amino-2,6-dinitrotoluene	-	0 / 17				<	1.4	U	<	1.4	U	<	0.8	U	<	0.2	U	<	0.48	U	<	0.47	U
4-Nitrotoluene	-	0 / 17				<	0.8	U	<	0.8	U	<	0.8	U	<	1	U	<	0.48	U	<	0.47	U
HMX	-	0 / 20				<	0.8	U	<	0.8	U	<	0.8	U	<	0.4	U	<	0.48	U	<	0.47	U
MNX	-	0 / 10				<	0.8	U	<	0.8	U	<	0.8	U	<	2	U	<	0.48	U	<	0.47	U
Nitrobenzene	-	0 / 22				<	0.8	U	<	0.8	U	<	0.8	U	<	0.4	U	<	0.48	U	<	0.47	U
RDX	-	0 / 24				<	0.8	U	<	0.8	U	<	0.8	U	<	0.2	U	<	0.48	U	<	0.47	U
Tetryl	-	0 / 19				<	1.6	U	<	0.8	U	<	0.8	U	<	0.24	U	<	0.48	U	<	0.47	U

Notes:
< = less than reporting limit
µg/L = micrograms per liter
HMX = octahydro-1,3,5,7-tetranitro-1,3,5,7-tetrazocine
ID = identification number
J = estimated
LOQ = limit of quantifications
MNX = mono-nitroso-RDX
NA = not analyzed
NRL = no reporting limit
Qual = qualifier
RDX = hexahydro-1,3,5-trinitro-1,3,5-triazine
RL = reporting limit
U = nondetect

TABLE E.1.1-8
CORNHUSKER ARMY AMMUNITION PLANT
WELL G0018-EXPLOSIVES

FIELD ID			G0018			G0018			G0018			G0018			G0018			G0018			G0018		
METHOD	Maximum	Detection	SW846 M8330			SW846 M8330			SW846 M8330			SW846 M8330			SW846 M8330			SW846 M8330			SW846 M8330		
COLLECT DATE	Detection	Frequency	3/15/2007			3/28/2006			3/16/2005			3/17/2004			3/18/2003			3/22/2002			3/26/2001		
			Result	RL	Qual	Result	RL	Qual	Result	RL	Qual	Result	RL	Qual	Result	RL	Qual	Result	RL	Qual	Result	RL	Qual
EXPLOSIVES (µg/L)																							
1,3,5-Trinitrobenzene	-	0 / 24	<	0.51	U	<	0.51	U	<	0.48	U	<	0.2	U	<	0.16	U	<	0.24	U	<	0.8	U
1,3-Dinitrobenzene	-	0 / 22	<	0.51	U	<	0.51	U	<	0.48	U	<	0.2	U	<	0.16	U	<	0.16	U	<	0.8	U
2,4,6-Trinitrotoluene	-	0 / 24	<	0.51	U	<	0.51	U	<	0.48	U	<	0.2	U	<	0.16	U	<	0.20	U	<	0.8	U
2,4-Dinitrotoluene	-	0 / 24	<	0.51	U	<	0.51	U	<	0.48	U	<	0.38	U	<	0.31	U	<	0.16	U	<	0.8	U
2,6-Dinitrotoluene	-	0 / 24	<	0.51	U	<	0.51	U	<	0.48	U	<	0.38	U	<	0.31	U	<	0.62	U	<	0.8	U
2-Amino-4,6-dinitrotoluene	-	0 / 20	<	0.51	U	<	0.51	U	<	0.48	U	<	0.38	U	<	0.31	U	<	0.25	U	<	0.8	U
2-Nitrotoluene	-	0 / 17	<	0.51	U	<	0.51	U	<	0.48	U	<	0.38	U	<	0.31	U	<	0.49	U	<	0.8	U
3-Nitrotoluene	-	0 / 17	<	0.51	U	<	0.51	U	<	0.48	U	<	0.38	U	<	0.31	U	<	0.31	U	<	0.8	U
4-Amino-2,6-dinitrotoluene	-	0 / 17	<	0.51	U	<	0.51	U	<	0.48	U	<	0.38	U	<	0.31	U	<	0.42	U	<	0.8	U
4-Nitrotoluene	-	0 / 17	<	0.51	U	<	0.51	U	<	0.48	U	<	0.62	U	<	0.5	U	<	1.0	U	<	0.8	U
HMX	-	0 / 20	<	0.51	U	<	0.51	U	<	0.48	U	<	0.48	U	<	0.39	U	<	0.68	U	<	1	U
MNX	-	0 / 10	<	0.51	U	<	0.51	U	<	0.48	U	<	0.2	U		NA			NA			NA	
Nitrobenzene	-	0 / 22	<	0.51	U	<	0.51	U	<	0.48	U	<	0.2	U	<	0.16	U	<	0.28	U	<	0.8	U
RDX	-	0 / 24	<	0.51	U	<	0.51	U	<	0.48	U	<	0.2	U	<	0.16	U	<	0.40	U	<	0.8	U
Tetryl	-	0 / 19	<	0.51	U	<	0.51	U	<	0.48	U	<	0.38	U	<	0.31	U	<	0.66	U	<	0.8	U

Notes:
< = less than reporting limit
µg/L = micrograms per liter
HMX = octahydro-1,3,5,7-tetranitro-1,3,5,7-tetrazocine
ID = identification number
J = estimated
LOQ = limit of quantifications
MNX = mono-nitroso-RDX
NA = not analyzed
NRL = no reporting limit
Qual = qualifier
RDX = hexahydro-1,3,5-trinitro-1,3,5-triazine
RL = reporting limit
U = nondetect

TABLE E.1.1-8
CORNHUSKER ARMY AMMUNITION PLANT
WELL G0018-EXPLOSIVES

FIELD ID			G0018			G0018			G0018			G0018			G0018			G0018			G0018		
METHOD	Maximum	Detection	SW846 M8330			SW846 M8330			UW51			UW51			UW33			UW33			UW32		
COLLECT DATE	Detection	Frequency	3/20/2000			3/29/1999			6/18/1998			10/4/1997			7/15/1994			6/11/1994			8/18/1992		
			Result	RL	Qual	Result	RL	Qual	Result	RL	Qual	Result	RL	Qual	Result	RL	Qual	Result	RL	Qual	Result	RL	Qual
EXPLOSIVES (µg/L)																							
1,3,5-Trinitrobenzene	-	0 / 24	<	0.8	U	<	0.8	U	<	1.00	U	<	0.125	U	<	0.425	U	<	0.425	U	<	0.449	U
1,3-Dinitrobenzene	-	0 / 22	<	0.8	U	<	0.8	U	<	0.500	U	<	0.989	U	<	0.549	U	<	0.549	U	<	0.611	U
2,4,6-Trinitrotoluene	-	0 / 24	<	1.5	U	<	0.8	U	<	1.00	U	<	0.29	U	<	0.451	U	<	0.451	U	<	0.635	U
2,4-Dinitrotoluene	-	0 / 24	<	1.1	U	<	0.8	U	<	0.500	U	<	0.233	U	<	0.26	U	<	0.26	U	<	0.064	U
2,6-Dinitrotoluene	-	0 / 24	<	1.1	U	<	0.8	U	<	0.500	U	<	0.2	U	<	0.26	U	<	0.26	U	<	0.074	U
2-Amino-4,6-dinitrotoluene	-	0 / 20	<	1	U	<	0.8	U	<	0.500	U	<	0.173	U	<	0.244	U	<	0.244	U	<	0.158	U
2-Nitrotoluene	-	0 / 17	<	1.1	U	<	0.8	U	<	1.00	U	<	0.319	U		NA			NA			NA	
3-Nitrotoluene	-	0 / 17	<	1.1	U	<	0.8	U	<	1.00	U	<	0.514	U		NA			NA			NA	
4-Amino-2,6-dinitrotoluene	-	0 / 17	<	1	U	<	0.8	U	<	1.00	U	<	0.309	U		NA			NA			NA	
4-Nitrotoluene	-	0 / 17	<	1.1	U	<	0.8	U	<	1.00	U	<	0.368	U		NA			NA			NA	
HMX	-	0 / 20	<	0.8	U	<	0.8	U	<	0.500	U	<	0.16	U	<	0.563	U	<	0.563	U	<	1.21	U
MNX	-	0 / 10		NA			NA			NA			NA			NA			NA			NA	
Nitrobenzene	-	0 / 22	<	0.8	U	<	0.8	U	<	0.500	U	<	0.231	U	<	0.817	U	<	0.817	U	<	0.645	U
RDX	-	0 / 24	<	0.8	U	<	0.8	U	<	1.00	U	<	0.558	U	<	0.412	U	<	0.412	U	<	1.17	U
Tetryl	-	0 / 19	<	1.3	U	<	0.8	U	<	0.500	U	<	0.253	U	<	1.18	U	<	1.18	U		NA	

Notes:
< = less than reporting limit
µg/L = micrograms per liter
HMX = octahydro-1,3,5,7-tetranitro-1,3,5,7-tetrazocine
ID = identification number
J = estimated
LOQ = limit of quantifications
MNX = mono-nitroso-RDX
NA = not analyzed
NRL = no reporting limit
Qual = qualifier
RDX = hexahydro-1,3,5-trinitro-1,3,5-triazine
RL = reporting limit
U = nondetect

TABLE E.1.1-8
CORNHUSKER ARMY AMMUNITION PLANT
WELL G0018-EXPLOSIVES

FIELD ID			G0018			G0018			G0018			G0018		
METHOD	Maximum	Detection	D1			D1			6N			6N		
COLLECT DATE	Detection	Frequency	6/19/1985			12/4/1984			1/14/1983			1/7/1982		
			Result	RL	Qual	Result	RL	Qual	Result	RL	Qual	Result	RL	Qual
EXPLOSIVES (µg/L)														
1,3,5-Trinitrobenzene	-	0 / 24	<	1.4	U	<	1.4	U	<	1.9	U	<	1.9	U
1,3-Dinitrobenzene	-	0 / 22		NA			NA		<	2.2	U	<	2.2	U
2,4,6-Trinitrotoluene	-	0 / 24	<	1.9	U	<	1.9	U	<	1.2	U	<	1.2	U
2,4-Dinitrotoluene	-	0 / 24	<	0.6	U	<	1.2	U	<	0.9	U	<	0.9	U
2,6-Dinitrotoluene	-	0 / 24	<	1.2	U	<	1.2	U	<	0.68	U	<	0.68	U
2-Amino-4,6-dinitrotoluene	-	0 / 20		NA			NA			NA			NA	
2-Nitrotoluene	-	0 / 17		NA			NA			NA			NA	
3-Nitrotoluene	-	0 / 17		NA			NA			NA			NA	
4-Amino-2,6-dinitrotoluene	-	0 / 17		NA			NA			NA			NA	
4-Nitrotoluene	-	0 / 17		NA			NA			NA			NA	
HMX	-	0 / 20		NA			NA			NA			NA	
MNX	-	0 / 10		NA			NA			NA			NA	
Nitrobenzene	-	0 / 22		NA			NA		<	2.1	U	<	2.1	U
RDX	-	0 / 24	<	7	U	<	9	U	<	9.6	U	<	9.6	U
Tetryl	-	0 / 19		NA			NA			NA			NA	

Notes:
< = less than reporting limit
µg/L = micrograms per liter
HMX = octahydro-1,3,5,7-tetranitro-1,3,5,7-tetrazocine
ID = identification number
J = estimated
LOQ = limit of quantifications
MNX = mono-nitroso-RDX
NA = not analyzed
NRL = no reporting limit
Qual = qualifier
RDX = hexahydro-1,3,5-trinitro-1,3,5-triazine
RL = reporting limit
U = nondetect

TABLE E.1.1-9
CORNHUSKER ARMY AMMUNITION PLANT
WELL G0019-EXPLOSIVES

FIELD ID			G0019			G0019			G0019			G0019			G0019			G0019			G0019		
METHOD	Maximum	Detection	SW846 M8330			SW846 M8330			SW846 M8330			SW846 M8330			SW846 M8330			SW846 M8330			SW846 M8330		
COLLECT DATE	Detection	Frequency	None			None			3/19/2013			3/14/2012			3/10/2011			3/15/2010			3/12/2009		
			Result	RL	Qual	Result	RL	Qual	Result	RL	Qual	Result	RL	Qual	Result	RL	Qual	Result	RL	Qual	Result	RL	Qual
EXPLOSIVES (µg/L)																							
1,3,5-Trinitrobenzene	0.25	1 / 31							<	0.8	U	<	0.8	U	<	0.8	U	<	1	U	<	0.48	U
1,3-Dinitrobenzene	0.991	1 / 28							<	0.8	U	<	0.8	U	<	0.8	U	<	0.4	U	<	0.48	U
2,4,6-Trinitrotoluene	1.7 J	16 / 31							<	0.8	U	<	0.8	U	<	0.8	U	0.097	0.4	J	0.6	0.48	
2,4-Dinitrotoluene	0.269	1 / 31							<	0.8	U	<	0.8	U	<	0.8	U	<	0.4	U	<	0.48	U
2,6-Dinitrotoluene	-	0 / 31				**Not Sampled**			<	0.8	U	<	0.8	U	<	0.8	U	<	0.2	U	<	0.48	U
2-Amino-4,6-dinitrotoluene	10	20 / 21	**Abandoned 2014**			**in 2014**			4.1	0.8	J	4.5	0.8		2.7	0.8		2.3	0.2	J	4.2	0.48	
2-Nitrotoluene	-	0 / 17							<	0.8	U	<	0.8	U	<	0.8	U	<	0.4	U	<	0.48	U
3-Nitrotoluene	-	0 / 17							<	0.8	U	<	0.8	U	<	0.8	U	<	0.4	U	<	0.48	U
4-Amino-2,6-dinitrotoluene	12	17 / 17							4.1	1.4	J	5	1.4		3.1	0.8		1.8	0.2	J	3	0.48	
4-Nitrotoluene	-	0 / 17							<	0.8	U	<	0.8	U	<	0.8	U	<	1	U	<	0.48	U
HMX	2.07	15 / 25							0.23	0.8	J	0.22	0.8	J	<	0.8	U	<	0.4	U	<	0.48	U
MNX	-	0 / 10							<	0.8	U	<	0.8	U	<	0.8	U	<	2	U	<	0.48	U
Nitrobenzene	-	0 / 28							<	0.8	U	<	0.8	U	<	0.8	U	<	0.4	U	<	0.48	U
RDX	6.66	18 / 32							0.38	0.8	J	<	0.8	U	<	0.8	U	<	0.2	U	<	0.48	U
Tetryl	-	0 / 22							<	1.6	U	<	0.8	U	<	0.8	U	<	0.24	U	<	0.48	U

Notes:
< = less than reporting limit
µg/L = micrograms per liter
HMX = octahydro-1,3,5,7-tetranitro-1,3,5,7-tetrazocine
ID = identification number
J = estimated
LOQ = limit of quantifications
MNX = mono-nitroso-RDX
NA = not analyzed
NRL = no reporting limit
Qual = qualifier
RDX = hexahydro-1,3,5-trinitro-1,3,5-triazine
RL = reporting limit
U = nondetect

TABLE E.1.1-9
CORNHUSKER ARMY AMMUNITION PLANT
WELL G0019-EXPLOSIVES

FIELD ID			G0019			G0019			G0019			G0019			G0019			G0019			G0019		
METHOD	Maximum	Detection	SW846 M8330			SW846 M8330			SW846 M8330			SW846 M8330			SW846 M8330			SW846 M8330			SW846 M8330		
COLLECT DATE	Detection	Frequency	3/19/2008			3/14/2007			3/28/2006			3/17/2005			3/17/2004			3/25/2003			3/26/2002		
			Result	RL	Qual	Result	RL	Qual	Result	RL	Qual	Result	RL	Qual	Result	RL	Qual	Result	RL	Qual	Result	RL	Qual
EXPLOSIVES (µg/L)																							
1,3,5-Trinitrobenzene	0.25	1 / 31	<	0.48	U	<	0.49	U	<	0.48	U	<	0.48	U	0.25	0.21		<	0.22	U	<	0.24	U
1,3-Dinitrobenzene	0.991	1 / 28	<	0.48	U	<	0.49	U	<	0.48	U	<	0.48	U	<	0.21	U	<	0.22	U	<	0.16	U
2,4,6-Trinitrotoluene	1.7 J	16 / 31	0.96	0.48		0.7	0.49		0.58	0.48		0.74	0.48		1.6	0.21		1.4	0.22		1.7	0.20	J
2,4-Dinitrotoluene	0.269	1 / 31	<	0.48	U	<	0.49	U	<	0.48	U	<	0.48	U	<	0.41	U	<	0.42	U	<	0.16	U
2,6-Dinitrotoluene	-	0 / 31	<	0.48	U	<	0.49	U	<	0.48	U	<	0.48	U	<	0.41	U	<	0.42	U	<	0.62	U
2-Amino-4,6-dinitrotoluene	10	20 / 21	5.3	0.48		10	0.49		6.4	0.48		3.5	0.48	J	3.9	0.41		2.8	0.42		3.7	0.25	
2-Nitrotoluene	-	0 / 17	<	0.48	U	<	0.49	U	<	0.48	U	<	0.48	U	<	0.41	U	<	0.42	U	<	0.49	U
3-Nitrotoluene	-	0 / 17	<	0.48	U	<	0.49	U	<	0.48	U	<	0.48	U	<	0.41	U	<	0.42	U	<	0.31	U
4-Amino-2,6-dinitrotoluene	12	17 / 17	4.7	0.48		9.9	0.49		12	0.48		6.5	0.48		4.7	0.41		1.6	0.42		2.0	0.42	
4-Nitrotoluene	-	0 / 17	<	0.48	U	<	0.49	U	<	0.48	U	<	0.48	U	<	0.67	U	<	0.68	U	<	1.0	U
HMX	2.07	15 / 25	<	0.48	U	<	0.49	U	<	0.48	U	0.43	0.48	J	0.72	0.52		0.36	0.53	J	0.78	0.68	
MNX	-	0 / 10	<	0.48	U	<	0.49	U	<	0.48	U	<	0.48	U	<	0.21	U		NA			NA	
Nitrobenzene	-	0 / 28	<	0.48	U	<	0.49	U	<	0.48	U	<	0.48	U	<	0.21	U	<	0.22	U	<	0.28	U
RDX	6.66	18 / 32	<	0.48	U	<	0.49	U	<	0.48	U	0.61	0.48		0.9	0.21		1	0.22		1.5	0.40	
Tetryl	-	0 / 22	<	0.48	U	<	0.49	U	<	0.48	U	<	0.48	U	<	0.41	U	<	0.42	U	<	0.66	U

Notes:
< = less than reporting limit
µg/L = micrograms per liter
HMX = octahydro-1,3,5,7-tetranitro-1,3,5,7-tetrazocine
ID = identification number
J = estimated
LOQ = limit of quantifications
MNX = mono-nitroso-RDX
NA = not analyzed
NRL = no reporting limit
Qual = qualifier
RDX = hexahydro-1,3,5-trinitro-1,3,5-triazine
RL = reporting limit
U = nondetect

TABLE E.1.1-9
CORNHUSKER ARMY AMMUNITION PLANT
WELL G0019-EXPLOSIVES

FIELD ID			G0019			G0019			G0019			G0019			G0019			G0019			G0019		
METHOD	Maximum	Detection	SW846 M8330			SW846 M8330			SW846 M8330			UW51			UW51			UW33			UW33		
COLLECT DATE	Detection	Frequency	3/26/2001			3/21/2000			3/31/1999			6/22/1998			10/3/1997			7/16/1994			6/13/1994		
			Result	RL	Qual	Result	RL	Qual	Result	RL	Qual	Result	RL	Qual	Result	RL	Qual	Result	RL	Qual	Result	RL	Qual
EXPLOSIVES (µg/L)																							
1,3,5-Trinitrobenzene	0.25	1 / 31	<	0.8	U	<	0.8	U	<	0.8	U	<	1.00	U	<	0.125	U	<	0.425	U	<	0.425	U
1,3-Dinitrobenzene	0.991	1 / 28	<	0.8	U	<	0.8	U	<	0.8	U	<	0.500	U	<	0.989	U	<	0.549	U	0.991	NRL	
2,4,6-Trinitrotoluene	1.7 J	16 / 31	<	0.8	U	1.1	1.5	J	1.21	0.8		2.07	1.00	U	1.53	0.29		1.37	NRL		0.926	NRL	
2,4-Dinitrotoluene	0.269	1 / 31	<	0.8	U	<	1.1	U	<	0.8	U	<	0.500	U	0.269	0.233		<	0.26	U	<	0.26	U
2,6-Dinitrotoluene	-	0 / 31	<	0.8	U	<	1.1	U	<	0.8	U	<	0.500	U	<	0.2	U	<	0.26	U	<	0.26	U
2-Amino-4,6-dinitrotoluene	10	20 / 21	2.6	0.8		3	1		2.83	0.8		2.63	0.500	U	3.03	0.173		2.68	NRL		2.65	NRL	
2-Nitrotoluene	-	0 / 17	<	0.8	U	<	1.1	U	<	0.8	U	<	1.00	U	<	0.319	U		NA			NA	
3-Nitrotoluene	-	0 / 17	<	0.8	U	<	1.1	U	<	0.8	U	<	1.00	U	<	0.514	U		NA			NA	
4-Amino-2,6-dinitrotoluene	12	17 / 17	1.6	0.8		1.9	1		2.01	0.8		2.77	1.00	J	2.68	0.309			NA			NA	
4-Nitrotoluene	-	0 / 17	<	0.8	U	<	1.1	U	<	0.8	U	<	1.00	U	<	0.368	U		NA			NA	
HMX	2.07	15 / 25	0.76	1	J	1	0.8		1.39	0.8		1.50	0.500	J	1.94	0.16		1.40	NRL		1.36	NRL	
MNX	-	0 / 10		NA			NA			NA			NA			NA			NA			NA	
Nitrobenzene	-	0 / 28	<	0.8	U	<	0.8	U	<	0.8	U	<	0.500	U	<	0.231	U	<	0.817	U	<	0.817	U
RDX	6.66	18 / 32	2.2	0.8		1.8	0.8		3.22	0.8		4.14	1.00	U	4.63	0.558		6.66	NRL		5.58	NRL	
Tetryl	-	0 / 22	<	0.8	U	<	1.3	U	<	0.8	U	<	0.500	U	<	0.253	U	<	1.18	U	<	1.18	U

Notes:
< = less than reporting limit
µg/L = micrograms per liter
HMX = octahydro-1,3,5,7-tetranitro-1,3,5,7-tetrazocine
ID = identification number
J = estimated
LOQ = limit of quantifications
MNX = mono-nitroso-RDX
NA = not analyzed
NRL = no reporting limit
Qual = qualifier
RDX = hexahydro-1,3,5-trinitro-1,3,5-triazine
RL = reporting limit
U = nondetect

TABLE E.1.1-9
CORNHUSKER ARMY AMMUNITION PLANT
WELL G0019-EXPLOSIVES

FIELD ID			G0019			G0019			G0019			G0019			G0019			G0019			G0019		
METHOD	Maximum	Detection	UW32			UW33			99			UW14			UW14			UW01			UW01		
COLLECT DATE	Detection	Frequency	8/19/1992			7/25/1991			6/2/1991			10/16/1990			4/23/1990			5/15/1989			11/8/1988		
			Result	RL	Qual	Result	RL	Qual	Result	RL	Qual	Result	RL	Qual	Result	RL	Qual	Result	RL	Qual	Result	RL	Qual
EXPLOSIVES (µg/L)																							
1,3,5-Trinitrobenzene	0.25	1 / 31	<	0.449	U	<	0.425	U		NA		<	0.626	U	<	0.626	U	<	0.56	U	<	0.56	U
1,3-Dinitrobenzene	0.991	1 / 28	<	0.611	U	<	0.549	U		NA		<	0.519	U	<	0.519	U	<	0.61	U	<	0.61	U
2,4,6-Trinitrotoluene	1.7 J	16 / 31	1.30	NRL		<	0.451	U		NA		<	0.588	U	<	0.588	U	<	0.78	U	<	0.78	U
2,4-Dinitrotoluene	0.269	1 / 31	<	0.064	U	<	0.26	U		NA		<	0.612	U	<	0.612	U	<	0.6	U	<	0.6	U
2,6-Dinitrotoluene	-	0 / 31	<	0.074	U	<	0.26	U		NA		<	1.15	U	<	1.15	U	<	0.55	U	<	0.55	U
2-Amino-4,6-dinitrotoluene	10	20 / 21	4.53	NRL		<	0.5	U		NA			NA			NA			NA			NA	
2-Nitrotoluene	-	0 / 17		NA			NA			NA			NA			NA			NA			NA	
3-Nitrotoluene	-	0 / 17		NA			NA			NA			NA			NA			NA			NA	
4-Amino-2,6-dinitrotoluene	12	17 / 17		NA			NA			NA			NA			NA			NA			NA	
4-Nitrotoluene	-	0 / 17		NA			NA			NA			NA			NA			NA			NA	
HMX	2.07	15 / 25	2.07	NRL		2.07	NRL			NA		<	1.65	U	<	1.65	U	<	1.3	U	<	1.3	U
MNX	-	0 / 10		NA			NA			NA			NA			NA			NA			NA	
Nitrobenzene	-	0 / 28	<	0.645	U	<	0.817	U		NA		<	1.07	U	<	1.07	U	<	1.13	U	<	1.13	U
RDX	6.66	18 / 32	5.13	NRL		3.22	NRL		3.32	NRL		3.26	NRL		3.43	NRL		<	6.3	U	4.10	NRL	
Tetryl	-	0 / 22		NA		<	1.18	U		NA		<	0.556	U	<	0.556	U		NA			NA	

Notes:
< = less than reporting limit
µg/L = micrograms per liter
HMX = octahydro-1,3,5,7-tetranitro-1,3,5,7-tetrazocine
ID = identification number
J = estimated
LOQ = limit of quantifications
MNX = mono-nitroso-RDX
NA = not analyzed
NRL = no reporting limit
Qual = qualifier
RDX = hexahydro-1,3,5-trinitro-1,3,5-triazine
RL = reporting limit
U = nondetect

TABLE E.1.1-9
CORNHUSKER ARMY AMMUNITION PLANT
WELL G0019-EXPLOSIVES

FIELD ID			G0019			G0019			G0019			G0019			G0019			G0019		
METHOD	Maximum	Detection	D1			D1			D1			6N			6N			6N		
COLLECT DATE	Detection	Frequency	6/19/1985			12/4/1984			9/19/1984			11/3/1983			1/15/1983			1/7/1982		
			Result	RL	Qual	Result	RL	Qual	Result	RL	Qual	Result	RL	Qual	Result	RL	Qual	Result	RL	Qual
EXPLOSIVES (µg/L)																				
1,3,5-Trinitrobenzene	0.25	1 / 31	<	1.4	U	<	1.4	U	<	0.5	U	<	3.5	U	<	1.9	U	<	1.9	U
1,3-Dinitrobenzene	0.991	1 / 28		NA			NA			NA		<	3.9	U	<	2.2	U	<	2.2	U
2,4,6-Trinitrotoluene	1.7 J	16 / 31	<	1.9	U	<	1.9	U	<	0.9	U	<	3.5	U	<	1.2	U	<	1.2	U
2,4-Dinitrotoluene	0.269	1 / 31	<	0.6	U	<	1.2	U	<	0.6	U	<	1.9	U	<	0.9	U	<	0.9	U
2,6-Dinitrotoluene	-	0 / 31	<	1.2	U	<	1.2	U	<	0.6	U	<	4.2	U	<	0.68	U	<	0.68	U
2-Amino-4,6-dinitrotoluene	10	20 / 21		NA			NA			NA			NA			NA			NA	
2-Nitrotoluene	-	0 / 17		NA			NA			NA			NA			NA			NA	
3-Nitrotoluene	-	0 / 17		NA			NA			NA			NA			NA			NA	
4-Amino-2,6-dinitrotoluene	12	17 / 17		NA			NA			NA			NA			NA			NA	
4-Nitrotoluene	-	0 / 17		NA			NA			NA			NA			NA			NA	
HMX	2.07	15 / 25		NA			NA			NA			NA			NA			NA	
MNX	-	0 / 10		NA			NA			NA			NA			NA			NA	
Nitrobenzene	-	0 / 28		NA			NA			NA		<	4.8	U	<	2.1	U	<	2.1	U
RDX	6.66	18 / 32	<	7	U	<	9	U	<	9	U	<	16	U	<	9.6	U	<	9.6	U
Tetryl	-	0 / 22		NA			NA			NA			NA			NA			NA	

Notes:
< = less than reporting limit
µg/L = micrograms per liter
HMX = octahydro-1,3,5,7-tetranitro-1,3,5,7-tetrazocine
ID = identification number
J = estimated
LOQ = limit of quantifications
MNX = mono-nitroso-RDX
NA = not analyzed
NRL = no reporting limit
Qual = qualifier
RDX = hexahydro-1,3,5-trinitro-1,3,5-triazine
RL = reporting limit
U = nondetect

TABLE E.1.1-10
CORNHUSKER ARMY AMMUNITION PLANT
WELL G0020-EXPLOSIVES

FIELD ID			G0020			G0020			G0020			G0020			G0020			G0020			G0020		
METHOD	Maximum	Detection	SW846 M8330			SW846 M8330			SW846 M8330			SW846 M8330			SW846 M8330			SW846 M8330			SW846 M8330		
COLLECT DATE	Detection	Frequency	None			None			3/19/2013			3/8/2012			3/9/2011			3/16/2010			3/12/2009		
			Result	RL	Qual	Result	RL	Qual	Result	RL	Qual	Result	RL	Qual	Result	RL	Qual	Result	RL	Qual	Result	RL	Qual
EXPLOSIVES (µg/L)																							
1,3,5-Trinitrobenzene	4.43	3 / 30							<	0.8	U	<	0.8	U	<	0.8	U	<	1	U	<	0.48	U
1,3-Dinitrobenzene	-	0 / 28							<	0.8	U	<	0.8	U	<	0.8	U	<	0.4	U	<	0.48	U
2,4,6-Trinitrotoluene	0.096 J	1 / 30							<	0.8	U	<	0.8	U	<	0.8	U	0.096	0.4	J	<	0.48	U
2,4-Dinitrotoluene	-	0 / 30							<	0.8	U	<	0.8	U	<	0.8	U	<	0.4	U	<	0.48	U
2,6-Dinitrotoluene	-	0 / 30				**Not Sampled**			<	0.8	U	<	0.8	U	<	0.8	U	<	0.2	U	<	0.48	U
2-Amino-4,6-dinitrotoluene	-	0 / 21	**Abandoned 2014**			**in 2014**			<	0.8	U	<	0.8	U	<	0.8	U	<	0.2	U	<	0.48	U
2-Nitrotoluene	-	0 / 17							<	0.8	U	<	0.8	U	<	0.8	U	<	0.4	U	<	0.48	U
3-Nitrotoluene	-	0 / 17							<	0.8	U	<	0.8	U	<	0.8	U	<	0.4	U	<	0.48	U
4-Amino-2,6-dinitrotoluene	0.34 J	1 / 17							<	1.4	U	<	1.4	U	<	0.8	U	<	0.2	U	<	0.48	U
4-Nitrotoluene	-	0 / 17							<	0.8	U	<	0.8	U	<	0.8	U	<	1	U	<	0.48	U
HMX	2.36	8 / 25							<	0.8	U	<	0.8	U	<	0.8	U	<	0.4	U	<	0.48	U
MNX	-	0 / 10							<	0.8	U	<	0.8	U	<	0.8	U	<	2	U	<	0.48	U
Nitrobenzene	-	0 / 28							<	0.8	U	<	0.8	U	<	0.8	U	<	0.4	U	<	0.48	U
RDX	3.48	12 / 31							<	0.8	U	<	0.8	U	<	0.8	U	<	0.2	U	<	0.48	U
Tetryl	-	0 / 22							<	1.6	U	<	0.8	U	<	0.8	U	<	0.24	U	<	0.48	U

Notes:
< = less than reporting limit
µg/L = micrograms per liter
HMX = octahydro-1,3,5,7-tetranitro-1,3,5,7-tetrazocine
ID = identification number
J = estimated
LOQ = limit of quantifications
MNX = mono-nitroso-RDX
NA = not analyzed
NRL = no reporting limit
Qual = qualifier
RDX = hexahydro-1,3,5-trinitro-1,3,5-triazine
RL = reporting limit
U = nondetect

TABLE E.1.1-10
CORNHUSKER ARMY AMMUNITION PLANT
WELL G0020-EXPLOSIVES

FIELD ID			G0020			G0020			G0020			G0020			G0020			G0020			G0020		
METHOD	Maximum	Detection	SW846 M8330			SW846 M8330			SW846 M8330			SW846 M8330			SW846 M8330			SW846 M8330			SW846 M8330		
COLLECT DATE	Detection	Frequency	3/19/2008			3/14/2007			3/17/2006			3/17/2005			3/17/2004			3/24/2003			3/25/2002		
			Result	RL	Qual	Result	RL	Qual	Result	RL	Qual	Result	RL	Qual	Result	RL	Qual	Result	RL	Qual	Result	RL	Qual
EXPLOSIVES (µg/L)																							
1,3,5-Trinitrobenzene	4.43	3 / 30	<	0.49	U	<	0.5	U	<	0.48	U	<	0.48	U	<	0.17	U	<	0.28	U	<	0.38	U
1,3-Dinitrobenzene	-	0 / 28	<	0.49	U	<	0.5	U	<	0.48	U	<	0.48	U	<	0.17	U	<	0.28	U	<	0.25	U
2,4,6-Trinitrotoluene	0.096 J	1 / 30	<	0.49	U	<	0.5	U	<	0.48	U	<	0.48	U	<	0.17	U	<	0.28	U	<	0.32	U
2,4-Dinitrotoluene	-	0 / 30	<	0.49	U	<	0.5	U	<	0.48	U	<	0.48	U	<	0.34	U	<	0.54	U	<	0.25	U
2,6-Dinitrotoluene	-	0 / 30	<	0.49	U	<	0.5	U	<	0.48	U	<	0.48	U	<	0.34	U	<	0.54	U	<	0.98	U
2-Amino-4,6-dinitrotoluene	-	0 / 21	<	0.49	U	<	0.5	U	<	0.48	U	<	0.48	U	<	0.34	U	<	0.54	U	<	0.40	U
2-Nitrotoluene	-	0 / 17	<	0.49	U	<	0.5	U	<	0.48	U	<	0.48	U	<	0.34	U	<	0.54	U	<	0.78	U
3-Nitrotoluene	-	0 / 17	<	0.49	U	<	0.5	U	<	0.48	U	<	0.48	U	<	0.34	U	<	0.54	U	<	0.49	U
4-Amino-2,6-dinitrotoluene	0.34 J	1 / 17	<	0.49	U	<	0.5	U	<	0.48	U	<	0.48	U	<	0.34	U	0.34	0.54	J	<	0.67	U
4-Nitrotoluene	-	0 / 17	<	0.49	U	<	0.5	U	<	0.48	U	<	0.48	U	<	0.54	U	<	0.88	U	<	1.6	U
HMX	2.36	8 / 25	<	0.49	U	<	0.5	U	<	0.48	U	<	0.48	U	<	0.42	U	0.6	0.68	J	0.62	1.1	J
MNX	-	0 / 10	<	0.49	U	<	0.5	U	<	0.48	U	<	0.48	U	<	0.17	U		NA			NA	
Nitrobenzene	-	0 / 28	<	0.49	U	<	0.5	U	<	0.48	U	<	0.48	U	<	0.17	U	<	0.28	U	<	0.44	U
RDX	3.48	12 / 31	<	0.49	U	<	0.5	U	<	0.48	U	<	0.48	U	0.17	0.17	J	1	0.28		0.81	0.63	
Tetryl	-	0 / 22	<	0.49	U	<	0.5	U	<	0.48	U	<	0.48	U	<	0.34	U	<	0.54	U	<	1.0	U

Notes:
< = less than reporting limit
µg/L = micrograms per liter
HMX = octahydro-1,3,5,7-tetranitro-1,3,5,7-tetrazocine
ID = identification number
J = estimated
LOQ = limit of quantifications
MNX = mono-nitroso-RDX
NA = not analyzed
NRL = no reporting limit
Qual = qualifier
RDX = hexahydro-1,3,5-trinitro-1,3,5-triazine
RL = reporting limit
U = nondetect

TABLE E.1.1-10
CORNHUSKER ARMY AMMUNITION PLANT
WELL G0020-EXPLOSIVES

FIELD ID			G0020			G0020			G0020			G0020			G0020			G0020			G0020		
METHOD	Maximum	Detection	SW846 M8330			SW846 M8330			SW846 M8330			UW51			UW51			UW33			UW33		
COLLECT DATE	Detection	Frequency	3/27/2001			3/21/2000			3/31/1999			6/22/1998			10/3/1997			7/17/1994			6/13/1994		
			Result	RL	Qual	Result	RL	Qual	Result	RL	Qual	Result	RL	Qual	Result	RL	Qual	Result	RL	Qual	Result	RL	Qual
EXPLOSIVES (µg/L)																							
1,3,5-Trinitrobenzene	4.43	3 / 30	<	0.8	U	<	0.8	U	<	0.8	U	<	1.00	U	<	0.125	U	<	0.425	U	<	0.425	U
1,3-Dinitrobenzene	-	0 / 28	<	0.8	U	<	0.8	U	<	0.8	U	<	0.500	U	<	0.989	U	<	0.549	U	<	0.549	U
2,4,6-Trinitrotoluene	0.096 J	1 / 30	<	0.8	U	<	1.5	U	<	0.8	U	<	1.00	U	<	0.29	U	<	0.451	U	<	0.451	U
2,4-Dinitrotoluene	-	0 / 30	<	0.8	U	<	1.1	U	<	0.8	U	<	0.500	U	<	0.233	U	<	0.26	U	<	0.26	U
2,6-Dinitrotoluene	-	0 / 30	<	0.8	U	<	1.1	U	<	0.8	U	<	0.500	U	<	0.2	U	<	0.26	U	<	0.26	U
2-Amino-4,6-dinitrotoluene	-	0 / 21	<	0.8	U	<	1	U	<	0.8	U	<	0.500	U	<	0.173	U	<	2.44	U	<	2.44	U
2-Nitrotoluene	-	0 / 17	<	0.8	U	<	1.1	U	<	0.8	U	<	1.00	U	<	0.319	U		NA			NA	
3-Nitrotoluene	-	0 / 17	<	0.8	U	<	1.1	U	<	0.8	U	<	1.00	U	<	0.514	U		NA			NA	
4-Amino-2,6-dinitrotoluene	0.34 J	1 / 17	<	0.8	U	<	1	U	<	0.8	U	<	1.00	U	<	0.309	U		NA			NA	
4-Nitrotoluene	-	0 / 17	<	0.8	U	<	1.1	U	<	0.8	U	<	1.00	U	<	0.368	U		NA			NA	
HMX	2.36	8 / 25	<	1	U	<	0.8	U	<	0.8	U	<	0.500	U	0.526	0.16		1.57	NRL		1.52	NRL	
MNX	-	0 / 10		NA			NA			NA			NA			NA			NA			NA	
Nitrobenzene	-	0 / 28	<	0.8	U	<	0.8	U	<	0.8	U	<	0.500	U	<	0.231	U	<	0.817	U	<	0.817	U
RDX	3.48	12 / 31	<	0.8	U	<	0.8	U	<	0.8	U	<	1.00	U	0.685	0.558		1.35	NRL		1.49	NRL	
Tetryl	-	0 / 22	<	0.8	U	<	1.3	U	<	0.8	U	<	0.500	U	<	0.253	U	<	1.18	U	<	1.18	U

Notes:
< = less than reporting limit
µg/L = micrograms per liter
HMX = octahydro-1,3,5,7-tetranitro-1,3,5,7-tetrazocine
ID = identification number
J = estimated
LOQ = limit of quantifications
MNX = mono-nitroso-RDX
NA = not analyzed
NRL = no reporting limit
Qual = qualifier
RDX = hexahydro-1,3,5-trinitro-1,3,5-triazine
RL = reporting limit
U = nondetect

TABLE E.1.1-10
CORNHUSKER ARMY AMMUNITION PLANT
WELL G0020-EXPLOSIVES

FIELD ID			G0020			G0020			G0020			G0020			G0020			G0020			G0020		
METHOD	Maximum	Detection	UW32			UW33			99			UW14			UW14			UW01			UW01		
COLLECT DATE	Detection	Frequency	8/18/1992			7/25/1991			6/2/1991			10/16/1990			4/24/1990			5/15/1989			11/8/1988		
			Result	RL	Qual	Result	RL	Qual	Result	RL	Qual	Result	RL	Qual	Result	RL	Qual	Result	RL	Qual	Result	RL	Qual
EXPLOSIVES (µg/L)																							
1,3,5-Trinitrobenzene	4.43	3 / 30	<	0.449	U	<	0.425	U		NA		4.43	NRL		3.22	NRL		<	0.56	U	<	0.56	U
1,3-Dinitrobenzene	-	0 / 28	<	0.611	U	<	0.549	U		NA		<	0.519	U	<	0.519	U	<	0.61	U	<	0.61	U
2,4,6-Trinitrotoluene	0.096 J	1 / 30	<	0.635	U	<	0.451	U		NA		<	0.588	U	<	0.588	U	<	0.78	U	<	0.78	U
2,4-Dinitrotoluene	-	0 / 30	<	0.064	U	<	0.26	U		NA		<	0.612	U	<	0.612	U	<	0.6	U	<	0.6	U
2,6-Dinitrotoluene	-	0 / 30	<	0.074	U	<	0.26	U		NA		<	1.15	U	<	1.15	U	<	0.55	U	<	0.55	U
2-Amino-4,6-dinitrotoluene	-	0 / 21	<	0.158	U	<	0.5	U		NA			NA			NA			NA			NA	
2-Nitrotoluene	-	0 / 17		NA			NA			NA			NA			NA			NA			NA	
3-Nitrotoluene	-	0 / 17		NA			NA			NA			NA			NA			NA			NA	
4-Amino-2,6-dinitrotoluene	0.34 J	1 / 17		NA			NA			NA			NA			NA			NA			NA	
4-Nitrotoluene	-	0 / 17		NA			NA			NA			NA			NA			NA			NA	
HMX	2.36	8 / 25	<	1.21	U	2.28	NRL			NA		2.36	NRL		1.84	NRL		<	1.3	U	<	1.3	U
MNX	-	0 / 10		NA			NA			NA			NA			NA			NA			NA	
Nitrobenzene	-	0 / 28	<	0.645	U	<	0.817	U		NA		<	1.07	U	<	1.07	U	<	1.13	U	<	1.13	U
RDX	3.48	12 / 31	3.48	NRL		2.08	NRL		0.982	NRL		2.11	NRL		<	2.11	U	1.49	NRL		1.27	NRL	
Tetryl	-	0 / 22		NA		<	1.18	U		NA		<	0.556	U	<	0.556	U		NA			NA	

Notes:
< = less than reporting limit
µg/L = micrograms per liter
HMX = octahydro-1,3,5,7-tetranitro-1,3,5,7-tetrazocine
ID = identification number
J = estimated
LOQ = limit of quantifications
MNX = mono-nitroso-RDX
NA = not analyzed
NRL = no reporting limit
Qual = qualifier
RDX = hexahydro-1,3,5-trinitro-1,3,5-triazine
RL = reporting limit
U = nondetect

TABLE E.1.1-10
CORNHUSKER ARMY AMMUNITION PLANT
WELL G0020-EXPLOSIVES

FIELD ID			G0020			G0020			G0020			G0020			G0020		
METHOD	Maximum	Detection	D1			D1			6N			6N			6N		
COLLECT DATE	Detection	Frequency	12/4/1984			9/20/1984			11/3/1983			1/15/1983			1/7/1982		
			Result	RL	Qual	Result	RL	Qual	Result	RL	Qual	Result	RL	Qual	Result	RL	Qual
EXPLOSIVES (µg/L)																	
1,3,5-Trinitrobenzene	4.43	3 / 30	<	1.4	U	<	0.5	U	4.19	NRL		<	1.9	U	<	1.9	U
1,3-Dinitrobenzene	-	0 / 28		NA			NA		<	3.9	U	<	2.2	U	<	2.2	U
2,4,6-Trinitrotoluene	0.096 J	1 / 30	<	1.9	U	<	0.9	U	<	3.5	U	<	1.2	U	<	1.2	U
2,4-Dinitrotoluene	-	0 / 30	<	1.2	U	<	0.6	U	<	1.9	U	<	0.9	U	<	0.9	U
2,6-Dinitrotoluene	-	0 / 30	<	1.2	U	<	0.6	U	<	4.2	U	<	0.68	U	<	0.68	U
2-Amino-4,6-dinitrotoluene	-	0 / 21		NA			NA			NA			NA			NA	
2-Nitrotoluene	-	0 / 17		NA			NA			NA			NA			NA	
3-Nitrotoluene	-	0 / 17		NA			NA			NA			NA			NA	
4-Amino-2,6-dinitrotoluene	0.34 J	1 / 17		NA			NA			NA			NA			NA	
4-Nitrotoluene	-	0 / 17		NA			NA			NA			NA			NA	
HMX	2.36	8 / 25		NA			NA			NA			NA			NA	
MNX	-	0 / 10		NA			NA			NA			NA			NA	
Nitrobenzene	-	0 / 28		NA			NA		<	4.8	U	<	2.1	U	<	2.1	U
RDX	3.48	12 / 31	<	9	U	<	9	U	<	16	U	<	9.6	U	<	9.6	U
Tetryl	-	0 / 22		NA			NA			NA			NA			NA	

Notes:
< = less than reporting limit
µg/L = micrograms per liter
HMX = octahydro-1,3,5,7-tetranitro-1,3,5,7-tetrazocine
ID = identification number
J = estimated
LOQ = limit of quantifications
MNX = mono-nitroso-RDX
NA = not analyzed
NRL = no reporting limit
Qual = qualifier
RDX = hexahydro-1,3,5-trinitro-1,3,5-triazine
RL = reporting limit
U = nondetect

TABLE E.1.1-11
CORNHUSKER ARMY AMMUNITION PLANT
WELL G0021-EXPLOSIVES

FIELD ID			G0021			G0021			G0021			G0021			G0021			G0021			G0021		
METHOD	Maximum	Detection	SW846 M8330			SW846 M8330			SW846 M8330			SW846 M8330			SW846 M8330			SW846 M8330			SW846 M8330		
COLLECT DATE	Detection	Frequency	None			3/14/2013			3/13/2012			3/11/2011			3/17/2010			3/12/2009			3/18/2008		
			Result	RL	Qual	Result	RL	Qual	Result	RL	Qual	Result	RL	Qual	Result	RL	Qual	Result	RL	Qual	Result	RL	Qual
EXPLOSIVES (µg/L)																							
1,3,5-Trinitrobenzene	-	0 / 39				<	0.8	U	<	0.8	U	<	0.8	U	<	0.98	U	<	0.48	U	<	0.5	U
1,3-Dinitrobenzene	-	0 / 29				<	0.8	U	<	0.8	U	<	0.8	U	<	0.39	U	<	0.48	U	<	0.5	U
2,4,6-Trinitrotoluene	-	0 / 39				<	0.8	U	<	0.8	U	<	0.8	U	<	0.39	U	<	0.48	U	<	0.5	U
2,4-Dinitrotoluene	-	0 / 39				<	0.8	U	<	0.8	U	<	0.8	U	<	0.39	U	<	0.48	U	<	0.5	U
2,6-Dinitrotoluene	-	0 / 39	**Not Sampled**			<	0.8	U	<	0.8	U	<	0.8	U	<	0.2	U	<	0.48	U	<	0.5	U
2-Amino-4,6-dinitrotoluene	-	0 / 20	**in 2014, 2015, 2016,**			<	0.8	U	<	0.8	U	<	0.8	U	<	0.2	U	<	0.48	U	<	0.5	U
2-Nitrotoluene	-	0 / 17	**2017, 2018**			<	0.8	U	<	0.8	U	<	0.8	U	<	0.39	U	<	0.48	U	<	0.5	U
3-Nitrotoluene	-	0 / 17				<	0.8	U	<	0.8	U	<	0.8	U	<	0.39	U	<	0.48	U	<	0.5	U
4-Amino-2,6-dinitrotoluene	1.3	6 / 17				<	1.4	U	<	1.4	U	<	0.8	U	<	0.2	U	<	0.48	U	<	0.5	U
4-Nitrotoluene	-	0 / 17				<	0.8	U	<	0.8	U	<	0.8	U	<	0.98	U	<	0.48	U	<	0.5	U
HMX	6.04	20 / 24				0.94	0.8	J	<	0.8	U	<	0.8	U	0.78	0.39		0.75	0.48		<	0.5	U
MNX	0.17 J	1 / 10				<	0.8	U	<	0.8	U	<	0.8	U	<	2	U	<	0.48	U	<	0.5	U
Nitrobenzene	-	0 / 29				<	0.8	U	<	0.8	U	<	0.8	U	<	0.39	U	<	0.48	U	<	0.5	U
RDX	117	32 / 39				0.9	0.8	J	<	0.8	U	<	0.8	U	0.36	0.2		<	0.48	U	<	0.5	U
Tetryl	-	0 / 21				<	1.6	U	<	0.8	U	<	0.8	U	<	0.24	U	<	0.48	UJ	<	0.5	U

Notes:
< = less than reporting limit
µg/L = micrograms per liter
HMX = octahydro-1,3,5,7-tetranitro-1,3,5,7-tetrazocine
ID = identification number
J = estimated
LOQ = limit of quantifications
MNX = mono-nitroso-RDX
NA = not analyzed
NRL = no reporting limit
Qual = qualifier
RDX = hexahydro-1,3,5-trinitro-1,3,5-triazine
RL = reporting limit
U = nondetect

TABLE E.1.1-11
CORNHUSKER ARMY AMMUNITION PLANT
WELL G0021-EXPLOSIVES

FIELD ID			G0021			G0021			G0021			G0021			G0021			G0021			G0021		
METHOD	Maximum	Detection	SW846 M8330			SW846 M8330			SW846 M8330			SW846 M8330			SW846 M8330			SW846 M8330			SW846 M8330		
COLLECT DATE	Detection	Frequency	3/15/2007			3/15/2006			3/16/2005			3/17/2004			3/18/2003			3/21/2002			3/22/2001		
			Result	RL	Qual	Result	RL	Qual	Result	RL	Qual	Result	RL	Qual	Result	RL	Qual	Result	RL	Qual	Result	RL	Qual
EXPLOSIVES (µg/L)																							
1,3,5-Trinitrobenzene	-	0 / 39	<	0.49	U	<	0.48	U	<	0.48	U	<	0.2	U	<	0.16	U	<	0.28	U	<	0.8	U
1,3-Dinitrobenzene	-	0 / 29	<	0.49	U	<	0.48	U	<	0.48	U	<	0.2	U	<	0.16	U	<	0.19	U	<	0.8	U
2,4,6-Trinitrotoluene	-	0 / 39	<	0.49	U	<	0.48	U	<	0.48	U	<	0.2	U	<	0.16	U	<	0.26	U	<	0.8	U
2,4-Dinitrotoluene	-	0 / 39	<	0.49	U	<	0.48	U	<	0.48	U	<	0.39	U	<	0.31	U	<	0.19	U	<	0.8	U
2,6-Dinitrotoluene	-	0 / 39	<	0.49	U	<	0.48	U	<	0.48	U	<	0.39	U	<	0.31	U	<	0.72	U	<	0.8	U
2-Amino-4,6-dinitrotoluene	-	0 / 20	<	0.49	U	<	0.48	U	<	0.48	U	<	0.39	U	<	0.31	U	<	0.29	U	<	0.8	U
2-Nitrotoluene	-	0 / 17	<	0.49	U	<	0.48	U	<	0.48	U	<	0.39	U	<	0.31	U	<	0.57	U	<	0.8	U
3-Nitrotoluene	-	0 / 17	<	0.49	U	<	0.48	U	<	0.48	U	<	0.39	U	<	0.31	U	<	0.36	U	<	0.8	U
4-Amino-2,6-dinitrotoluene	1.3	6 / 17	1.3	0.49		1.3	0.48		1.2	0.48		0.66	0.39		0.25	0.31	J	0.24	0.49	J	<	0.8	U
4-Nitrotoluene	-	0 / 17	<	0.49	U	<	0.48	U	<	0.48	U	<	0.62	U	<	0.5	U	<	1.2	U	<	0.8	U
HMX	6.04	20 / 24	4.1	0.49		3.7	0.48		3.7	0.48		3.4	0.49		2.8	0.39		2.9	0.79		1.3	1.0	
MNX	0.17 J	1 / 10	<	0.49	U	<	0.48	U	<	0.48	U	0.17	0.2	J		NA			NA			NA	
Nitrobenzene	-	0 / 29	<	0.49	U	<	0.48	U	<	0.48	U	<	0.2	U	<	0.16	U	<	0.33	U	<	0.8	U
RDX	117	32 / 39	7.7	0.49		9.4	0.48		9.7	0.48		9.9	1		8.1	0.8		8.7	2.3		5.5	0.8	
Tetryl	-	0 / 21	<	0.49	U	<	0.48	U	<	0.48	U	<	0.39	U	<	0.31	U	<	0.77	U	<	0.8	U

Notes:
< = less than reporting limit
µg/L = micrograms per liter
HMX = octahydro-1,3,5,7-tetranitro-1,3,5,7-tetrazocine
ID = identification number
J = estimated
LOQ = limit of quantifications
MNX = mono-nitroso-RDX
NA = not analyzed
NRL = no reporting limit
Qual = qualifier
RDX = hexahydro-1,3,5-trinitro-1,3,5-triazine
RL = reporting limit
U = nondetect

TABLE E.1.1-11
CORNHUSKER ARMY AMMUNITION PLANT
WELL G0021-EXPLOSIVES

FIELD ID			G0021			G0021			G0021			G0021			G0021			G0021			G0021		
METHOD	Maximum	Detection	SW846 M8330			SW846 M8330			UW51			UW51			UW33			UW33			UW32		
COLLECT DATE	Detection	Frequency	3/21/2000			3/31/1999			6/18/1998			10/3/1997			7/14/1994			6/15/1994			8/25/1992		
			Result	RL	Qual	Result	RL	Qual	Result	RL	Qual	Result	RL	Qual	Result	RL	Qual	Result	RL	Qual	Result	RL	Qual
EXPLOSIVES (µg/L)																							
1,3,5-Trinitrobenzene	-	0 / 39	<	0.8	U	<	0.8	U	<	1.00	U	<	0.125	U	<	0.425	U	<	0.425	U	<	0.449	U
1,3-Dinitrobenzene	-	0 / 29	<	0.8	U	<	0.8	U	<	0.500	U	<	0.989	U	<	0.549	U	<	0.549	U	<	0.611	U
2,4,6-Trinitrotoluene	-	0 / 39	<	1.5	U	<	0.8	U	<	1.00	U	<	0.29	U	<	0.451	U	<	0.451	U	<	0.635	U
2,4-Dinitrotoluene	-	0 / 39	<	1.1	U	<	0.8	U	<	0.500	U	<	0.233	U	<	0.26	U	<	0.26	U	<	0.064	U
2,6-Dinitrotoluene	-	0 / 39	<	1.1	U	<	0.8	U	<	0.500	U	<	0.2	U	<	0.26	U	<	0.26	U	<	0.074	U
2-Amino-4,6-dinitrotoluene	-	0 / 20	<	1	U	<	0.8	U	<	0.500	U	<	0.173	U	<	2.44	U	<	2.44	U	<	0.158	U
2-Nitrotoluene	-	0 / 17	<	1.1	U	<	0.8	U	<	1.00	U	<	0.319	U		NA			NA			NA	
3-Nitrotoluene	-	0 / 17	<	1.1	U	<	0.8	U	<	1.00	U	<	0.514	U		NA			NA			NA	
4-Amino-2,6-dinitrotoluene	1.3	6 / 17	<	1	U	<	0.8	U	<	1.00	U	<	0.309	U		NA			NA			NA	
4-Nitrotoluene	-	0 / 17	<	1.1	U	<	0.8	U	<	1.00	U	<	0.368	U		NA			NA			NA	
HMX	6.04	20 / 24	2.3	0.8		2.04	0.8		2.81	0.500		1.82	0.16		4.94	NRL		4.91	NRL		2.63	NRL	
MNX	0.17 J	1 / 10		NA			NA			NA			NA			NA			NA			NA	
Nitrobenzene	-	0 / 29	<	0.8	U	<	0.8	U	<	0.500	U	<	0.231	U	<	0.817	U	<	0.817	U	<	0.645	U
RDX	117	32 / 39	7.2	0.8		7.2	0.8		7.56	1.00		<	5.58	U	18.0	NRL		17.0	NRL		7.13	NRL	
Tetryl	-	0 / 21	<	1.3	U	<	0.8	U	<	0.500	U	<	0.253	U	<	1.18	U	<	1.18	U		NA	

Notes:
< = less than reporting limit
µg/L = micrograms per liter
HMX = octahydro-1,3,5,7-tetranitro-1,3,5,7-tetrazocine
ID = identification number
J = estimated
LOQ = limit of quantifications
MNX = mono-nitroso-RDX
NA = not analyzed
NRL = no reporting limit
Qual = qualifier
RDX = hexahydro-1,3,5-trinitro-1,3,5-triazine
RL = reporting limit
U = nondetect

TABLE E.1.1-11
CORNHUSKER ARMY AMMUNITION PLANT
WELL G0021-EXPLOSIVES

FIELD ID			G0021			G0021			G0021			G0021			G0021			G0021			G0021		
METHOD	Maximum	Detection	UW14			UW14			UW01			UW01			UW01			UW01			UW01		
COLLECT DATE	Detection	Frequency	10/15/1990			4/24/1990			5/15/1989			11/8/1988			7/26/1988			1/25/1988			4/15/1987		
			Result	RL	Qual	Result	RL	Qual	Result	RL	Qual	Result	RL	Qual	Result	RL	Qual	Result	RL	Qual	Result	RL	Qual
EXPLOSIVES (µg/L)																							
1,3,5-Trinitrobenzene	-	0 / 39	<	0.626	U	<	0.626	U	<	0.56	U	<	0.56	U	<	0.56	U	<	0.56	U	<	0.56	U
1,3-Dinitrobenzene	-	0 / 29	<	0.519	U	<	0.519	U	<	0.61	U	<	0.61	U		NA			NA			NA	
2,4,6-Trinitrotoluene	-	0 / 39	<	0.588	U	<	0.588	U	<	0.78	U	<	0.78	U	<	0.78	U	<	0.78	U	<	0.78	U
2,4-Dinitrotoluene	-	0 / 39	<	0.612	U	<	0.612	U	<	0.6	U	<	0.6	U	<	0.6	U	<	0.6	U	<	0.6	U
2,6-Dinitrotoluene	-	0 / 39	<	1.15	U	<	1.15	U	<	0.55	U	<	0.55	U	<	0.55	U	<	0.55	U	<	0.55	U
2-Amino-4,6-dinitrotoluene	-	0 / 20		NA			NA			NA			NA			NA			NA			NA	
2-Nitrotoluene	-	0 / 17		NA			NA			NA			NA			NA			NA			NA	
3-Nitrotoluene	-	0 / 17		NA			NA			NA			NA			NA			NA			NA	
4-Amino-2,6-dinitrotoluene	1.3	6 / 17		NA			NA			NA			NA			NA			NA			NA	
4-Nitrotoluene	-	0 / 17		NA			NA			NA			NA			NA			NA			NA	
HMX	6.04	20 / 24	<	1.65	U	2.50	NRL		5.59	NRL		6.04	NRL			NA			NA			NA	
MNX	0.17 J	1 / 10		NA			NA			NA			NA			NA			NA			NA	
Nitrobenzene	-	0 / 29	<	1.07	U	<	1.07	U	<	1.13	U	<	1.13	U		NA			NA			NA	
RDX	117	32 / 39	<	2.11	U	<	2.11	U	5.52	NRL		6.81	NRL		6.84	NRL		8.38	NRL		10.3	NRL	
Tetryl	-	0 / 21	<	0.556	U	<	0.556	U		NA			NA			NA			NA			NA	

Notes:
< = less than reporting limit
µg/L = micrograms per liter
HMX = octahydro-1,3,5,7-tetranitro-1,3,5,7-tetrazocine
ID = identification number
J = estimated
LOQ = limit of quantifications
MNX = mono-nitroso-RDX
NA = not analyzed
NRL = no reporting limit
Qual = qualifier
RDX = hexahydro-1,3,5-trinitro-1,3,5-triazine
RL = reporting limit
U = nondetect

TABLE E.1.1-11
CORNHUSKER ARMY AMMUNITION PLANT
WELL G0021-EXPLOSIVES

FIELD ID			G0021			G0021			G0021			G0021			G0021			G0021			G0021		
METHOD	Maximum	Detection	UW01			D1			D1			D1			D1			D1			D1		
COLLECT DATE	Detection	Frequency	9/24/1986			3/12/1986			12/11/1985			9/11/1985			6/18/1985			12/4/1984			9/19/1984		
			Result	RL	Qual	Result	RL	Qual	Result	RL	Qual	Result	RL	Qual	Result	RL	Qual	Result	RL	Qual	Result	RL	Qual
EXPLOSIVES (µg/L)																							
1,3,5-Trinitrobenzene	-	0 / 39	<	0.56	U	<	1.4	U	<	1.40	U	<	1.4	U	<	1.4	U	<	1.4	U	<	0.5	U
1,3-Dinitrobenzene	-	0 / 29		NA			NA			NA		<	NA	U		NA			NA			NA	
2,4,6-Trinitrotoluene	-	0 / 39	<	0.78	U	<	1.9	U	<	1.90	U	<	1.9	U	<	1.9	U	<	1.9	U	<	0.9	U
2,4-Dinitrotoluene	-	0 / 39	<	0.6	U	<	0.56	U	<	0.56	U	<	0.56	U	<	0.6	U	<	1.2	U	<	0.6	U
2,6-Dinitrotoluene	-	0 / 39	<	0.55	U	<	1.2	U	<	1.2	U	<	1.2	U	<	1.2	U	<	1.2	U	<	0.6	U
2-Amino-4,6-dinitrotoluene	-	0 / 20		NA			NA			NA			NA			NA			NA			NA	
2-Nitrotoluene	-	0 / 17		NA			NA			NA			NA			NA			NA			NA	
3-Nitrotoluene	-	0 / 17		NA			NA			NA			NA			NA			NA			NA	
4-Amino-2,6-dinitrotoluene	1.3	6 / 17		NA			NA			NA			NA			NA			NA			NA	
4-Nitrotoluene	-	0 / 17		NA			NA			NA			NA			NA			NA			NA	
HMX	6.04	20 / 24		NA			NA			NA			NA			NA			NA			NA	
MNX	0.17 J	1 / 10		NA			NA			NA			NA			NA			NA			NA	
Nitrobenzene	-	0 / 29		NA			NA			NA			NA			NA			NA			NA	
RDX	117	32 / 39	8.49	NRL		13.6	NRL		21.7	NRL		13.2	NRL		9.02	NRL		58.4	NRL		50.7	NRL	
Tetryl	-	0 / 21		NA			NA			NA			NA			NA			NA			NA	

Notes:
< = less than reporting limit
µg/L = micrograms per liter
HMX = octahydro-1,3,5,7-tetranitro-1,3,5,7-tetrazocine
ID = identification number
J = estimated
LOQ = limit of quantifications
MNX = mono-nitroso-RDX
NA = not analyzed
NRL = no reporting limit
Qual = qualifier
RDX = hexahydro-1,3,5-trinitro-1,3,5-triazine
RL = reporting limit
U = nondetect

TABLE E.1.1-11
CORNHUSKER ARMY AMMUNITION PLANT
WELL G0021-EXPLOSIVES

FIELD ID			G0021			G0021			G0021			G0021			G0021		
METHOD	Maximum	Detection	6N			6N			6N			6N			6N		
COLLECT DATE	Detection	Frequency	6/15/1984			2/10/1984			11/3/1983			1/18/1983			1/6/1982		
			Result	RL	Qual	Result	RL	Qual	Result	RL	Qual	Result	RL	Qual	Result	RL	Qual
EXPLOSIVES (µg/L)																	
1,3,5-Trinitrobenzene	-	0 / 39	<	1.08	U	<	1.08	U	<	3.5	U	<	1.9	U	<	1.9	U
1,3-Dinitrobenzene	-	0 / 29	<	1.24	U	<	1.24	U	<	3.9	U	<	2.2	U	<	2.2	U
2,4,6-Trinitrotoluene	-	0 / 39	<	1.08	U	<	1.08	U	<	3.5	U	<	1.2	U	<	1.2	U
2,4-Dinitrotoluene	-	0 / 39	<	0.62	U	<	0.62	U	<	1.9	U	<	0.9	U	<	0.9	U
2,6-Dinitrotoluene	-	0 / 39	<	1.58	U	<	1.58	U	<	4.2	U	<	0.68	U	<	0.68	U
2-Amino-4,6-dinitrotoluene	-	0 / 20		NA			NA			NA			NA			NA	
2-Nitrotoluene	-	0 / 17		NA			NA			NA			NA			NA	
3-Nitrotoluene	-	0 / 17		NA			NA			NA			NA			NA	
4-Amino-2,6-dinitrotoluene	1.3	6 / 17		NA			NA			NA			NA			NA	
4-Nitrotoluene	-	0 / 17		NA			NA			NA			NA			NA	
HMX	6.04	20 / 24		NA			NA			NA			NA			NA	
MNX	0.17 J	1 / 10		NA			NA			NA			NA			NA	
Nitrobenzene	-	0 / 29	<	1.36	U	<	1.36	U	<	4.8	U	<	2.1	U	<	2.1	U
RDX	117	32 / 39	33.6	NRL		74.0	NRL		81.5	NRL		66.4	NRL		117	NRL	
Tetryl	-	0 / 21		NA			NA			NA			NA			NA	

Notes:
< = less than reporting limit
µg/L = micrograms per liter
HMX = octahydro-1,3,5,7-tetranitro-1,3,5,7-tetrazocine
ID = identification number
J = estimated
LOQ = limit of quantifications
MNX = mono-nitroso-RDX
NA = not analyzed
NRL = no reporting limit
Qual = qualifier
RDX = hexahydro-1,3,5-trinitro-1,3,5-triazine
RL = reporting limit
U = nondetect

TABLE E.1.1-12
CORNHUSKER ARMY AMMUNITION PLANT
WELL G0022-EXPLOSIVES

FIELD ID			G0022					G0022					G0022					G0022				
METHOD	Maximum	Detection	SW846 M8330					SW846 M8330					SW846 M8330					SW846 M8330				
COLLECT DATE	Detection	Frequency	3/22/2018					3/31/2017					8/16/2016					8/12/2015				
			Result	Qual	DL	LOD	LOQ	Result	Q	DL	LOD	LOQ	Result	DL	LOD	LOQ	Qual	Result	DL	LOD	LOQ	Qual
EXPLOSIVES (µg/L)																						
1,3,5-Trinitrobenzene	26	38 / 43	0.61		0.032	0.1	0.15	0.62	J	0.032	0.1	0.16	0.48	0.24	0.49	1.2	J	0.46	0.21	0.42	1.1	J
1,3-Dinitrobenzene	-	0 / 33	<	U	0.052	0.1	0.15	<	U	0.052	0.1	0.16	<	0.11	0.24	0.49	U	<	0.094	0.21	0.42	U
2,4,6-Trinitrotoluene	420	41 / 43	1.9		0.052	0.1	0.15	1.9	J	0.052	0.1	0.16	1.6	0.088	0.24	0.49		1.8	0.077	0.21	0.42	
2,4-Dinitrotoluene	0.086 J	2 / 43	<	U	0.052	0.1	0.13	0.086	J	0.052	0.1	0.14	<	0.10	0.24	0.49	U	<	0.089	0.21	0.42	U
2,6-Dinitrotoluene	-	0 / 43	<	U	0.052	0.1	0.13	<	U	0.052	0.1	0.14	<	0.079	0.24	0.24	U	<	0.068	0.21	0.21	U
2-Amino-4,6-dinitrotoluene	6.9	23 / 24	3.1		0.031	0.1	0.15	3.9	J	0.031	0.1	0.16	2.6	0.062	0.15	0.24		2.9	0.054	0.13	0.21	
2-Nitrotoluene	1.3	2 / 21	<	U	0.091	0.21	0.52	<	U	0.092	0.21	0.52	<	0.10	0.24	0.49	U	0.20	0.090	0.21	0.42	J
3-Nitrotoluene	0.18 J	1 / 21	<	U	0.059	0.21	0.52	<	U	0.059	0.21	0.52	<	0.10	0.24	0.49	U	<	0.088	0.21	0.42	U
4-Amino-2,6-dinitrotoluene	8.4	22 / 22	4		0.052	0.1	0.15	5.1	J	0.052	0.1	0.16	3.1	0.070	0.15	0.24		4.0	0.061	0.13	0.21	
4-Nitrotoluene	-	0 / 21	<	U	0.091	0.21	0.52	<	U	0.092	0.21	0.52	<	0.24	0.49	1.2	U	<	0.21	0.42	1.1	U
HMX	10.5	28 / 28	0.89		0.029	0.1	0.15	1.1	J	0.037	0.1	0.16	0.91	0.11	0.24	0.49	J	0.31	0.093	0.21	0.42	J
MNX	0.26 J	2 / 15	<	U	0.037	0.1	0.52	<	U	0.029	0.1	0.52	<	0.44	0.44	2.4	U	<	0.38	0.38	2.1	U
Nitrobenzene	-	0 / 33	<	U	0.052	0.1	0.15	<	U	0.052	0.1	0.16	<	0.11	0.24	0.49	U	<	0.096	0.21	0.42	U
RDX	94	42 / 43	0.82		0.037	0.1	0.15	1.1	J	0.037	0.1	0.16	1.1	0.064	0.15	0.24		0.91	0.055	0.13	0.21	
Tetryl	-	0 / 25	<	U	0.052	0.1	0.15	<	U	0.052	0.1	0.16	<	0.097	0.24	0.29	U	<	0.084	0.21	0.25	U

Notes:
< = less than reporting limit
µg/L = micrograms per liter
HMX = octahydro-1,3,5,7-tetranitro-1,3,5,7-tetrazocine
ID = identification number
J = estimated
LOQ = limit of quantifications
MNX = mono-nitroso-RDX
NA = not analyzed
NRL = no reporting limit
Qual = qualifier
RDX = hexahydro-1,3,5-trinitro-1,3,5-triazine
RL = reporting limit
U = nondetect

TABLE E.1.1-12
CORNHUSKER ARMY AMMUNITION PLANT
WELL G0022-EXPLOSIVES

FIELD ID			G0022			G0022			G0022			G0022			G0022			G0022			G0022		
METHOD	Maximum	Detection	SW846 M8330			SW846 M8330			SW846 M8330			SW846 M8330			SW846 M8330			SW846 M8330			SW846 M8330		
COLLECT DATE	Detection	Frequency	8/8/2014			3/14/2013			3/14/2012			3/15/2011			3/17/2010			3/13/2009			3/13/2008		
			Result	LOQ	Qual	Result	RL	Qual	Result	RL	Qual	Result	RL	Qual	Result	RL	Qual	Result	RL	Qual	Result	RL	Qual
EXPLOSIVES (µg/L)																							
1,3,5-Trinitrobenzene	26	38 / 43	<	1.1	U	0.55	0.8	J	<	0.8	U	0.94	0.8		1.1	1		0.64	0.48		9.1	0.48	
1,3-Dinitrobenzene	-	0 / 33	<	0.44	U	<	0.8	U	<	0.8	U	<	0.8	U	<	0.4	U	<	0.48	U	<	0.48	U
2,4,6-Trinitrotoluene	420	41 / 43	0.67	0.44		3.7	0.8	J	2	0.8		9.1	0.8		9.8	0.4		3.9	0.48		24	0.48	
2,4-Dinitrotoluene	0.086 J	2 / 43	<	0.44	U	<	0.8	U	<	0.8	U	<	0.8	U	0.09	0.4	J	<	0.48	U	<	0.48	U
2,6-Dinitrotoluene	-	0 / 43	<	0.22	U	<	0.8	U	<	0.8	U	<	0.8	U	<	0.2	U	<	0.48	U	<	0.48	U
2-Amino-4,6-dinitrotoluene	6.9	23 / 24	2.1	0.22	J	3.4	0.8	J	4.3	0.8		5.8	0.8		6.9	0.2		2.4	0.48		6.3	0.48	
2-Nitrotoluene	1.3	2 / 21	<	0.44	U	<	0.8	U	<	0.8	U	<	0.8	U	<	0.4	U	<	0.48	U	<	0.48	U
3-Nitrotoluene	0.18 J	1 / 21	<	0.44	U	<	0.8	U	<	0.8	U	<	0.8	U	0.18	0.4	J	<	0.48	U	<	0.48	U
4-Amino-2,6-dinitrotoluene	8.4	22 / 22	3.5	0.22		5.6	1.4	J	6	1.4		8.4	0.8		7	0.2		3.3	0.48		6.6	0.48	
4-Nitrotoluene	-	0 / 21	<	1	U	<	0.8	U	<	0.8	U	<	0.8	U	<	1	U	<	0.48	U	<	0.48	U
HMX	10.5	28 / 28	1	0.44		2.1	0.8	J	3.1	0.8	J	3.4	0.8		4	0.4		4.3	0.48		5.3	0.48	
MNX	0.26 J	2 / 15	<	2.2	U	<	0.8	U	<	0.8	U	0.3	0.8	J	<	2	U	<	0.48	U	<	0.48	U
Nitrobenzene	-	0 / 33	<	0.44	U	<	0.8	U	<	0.8	U	<	0.8	U	<	0.4	U	<	0.48	U	<	0.48	U
RDX	94	42 / 43	1.7	0.22		2.9	0.8	J	4.5	0.8		7.3	0.8		12	0.2		9.5	0.48		28	0.48	
Tetryl	-	0 / 25	<	0.26	U	<	1.6	U	<	0.8	U	<	0.8	U	<	0.24	U	<	0.48	UJ	<	0.48	U

Notes:
< = less than reporting limit
µg/L = micrograms per liter
HMX = octahydro-1,3,5,7-tetranitro-1,3,5,7-tetrazocine
ID = identification number
J = estimated
LOQ = limit of quantifications
MNX = mono-nitroso-RDX
NA = not analyzed
NRL = no reporting limit
Qual = qualifier
RDX = hexahydro-1,3,5-trinitro-1,3,5-triazine
RL = reporting limit
U = nondetect

TABLE E.1.1-12
CORNHUSKER ARMY AMMUNITION PLANT
WELL G0022-EXPLOSIVES

FIELD ID			G0022			G0022			G0022			G0022			G0022			G0022			G0022		
METHOD	Maximum	Detection	SW846 M8330			SW846 M8330			SW846 M8330			SW846 M8330			SW846 M8330			SW846 M8330			SW846 M8330		
COLLECT DATE	Detection	Frequency	3/15/2007			3/15/2006			3/16/2005			3/17/2004			3/18/2003			3/21/2002			3/22/2001		
			Result	RL	Qual	Result	RL	Qual	Result	RL	Qual	Result	RL	Qual	Result	RL	Qual	Result	RL	Qual	Result	RL	Qual
EXPLOSIVES (µg/L)																							
1,3,5-Trinitrobenzene	26	38 / 43	10	0.48		12	0.48		12	0.48		14	1.2		<	0.16	U	13	1.8		19	1.6	
1,3-Dinitrobenzene	-	0 / 33	<	0.48	U	<	0.48	U	<	0.48	U	<	0.24	U	<	0.16	U	<	0.24	U	<	0.8	U
2,4,6-Trinitrotoluene	420	41 / 43	14	0.48		9.1	0.48		5.2	0.48		4.8	0.24		4.3	0.16	J	6.8	0.30		10	0.8	
2,4-Dinitrotoluene	0.086 J	2 / 43	<	0.48	U	<	0.48	U	<	0.48	U	<	0.46	U	<	0.31	U	<	0.24	U	<	0.8	U
2,6-Dinitrotoluene	-	0 / 43	<	0.48	U	<	0.48	U	<	0.48	U	<	0.46	U	<	0.31	U	<	0.93	U	<	0.8	U
2-Amino-4,6-dinitrotoluene	6.9	23 / 24	6.9	0.48		5.5	0.48		3.3	0.48	P	2	0.46		1.3	0.31	J	1.6	0.38		2.1	0.8	
2-Nitrotoluene	1.3	2 / 21	<	0.48	U	<	0.48	U	<	0.48	U	<	0.46	U	<	0.31	U	<	0.74	U	1.3	0.8	
3-Nitrotoluene	0.18 J	1 / 21	<	0.48	U	<	0.48	U	<	0.48	U	<	0.46	U	<	0.31	U	<	0.46	U	<	0.8	U
4-Amino-2,6-dinitrotoluene	8.4	22 / 22	6.4	0.48		7.3	0.48		6.1	0.48		4.1	0.46		2.7	0.31	J	1.4	0.63		1.5	0.8	
4-Nitrotoluene	-	0 / 21	<	0.48	U	<	0.48	U	<	0.48	U	<	0.75	U	<	0.5	U	<	1.5	U	<	0.8	U
HMX	10.5	28 / 28	3.4	0.48		2.8	0.48		1.9	0.48		1.3	0.58		0.64	0.39	J	1.8	1.0		3.2	1.0	
MNX	0.26 J	2 / 15	<	0.48	U	<	0.48	U	0.26	0.48	J	<	0.24	U		NA			NA			NA	
Nitrobenzene	-	0 / 33	<	0.48	U	<	0.48	U	<	0.48	U	<	0.24	U	<	0.16	U	<	0.42	U	<	0.8	U
RDX	94	42 / 43	21	0.48		15	0.48		9	0.48		4.3	0.24		2	0.16	J	2.7	0.60		12	0.8	
Tetryl	-	0 / 25	<	0.48	U	<	0.48	U	<	0.48	U	<	0.46	U	<	0.31	U	<	0.99	U	<	0.8	U

Notes:
< = less than reporting limit
µg/L = micrograms per liter
HMX = octahydro-1,3,5,7-tetranitro-1,3,5,7-tetrazocine
ID = identification number
J = estimated
LOQ = limit of quantifications
MNX = mono-nitroso-RDX
NA = not analyzed
NRL = no reporting limit
Qual = qualifier
RDX = hexahydro-1,3,5-trinitro-1,3,5-triazine
RL = reporting limit
U = nondetect

TABLE E.1.1-12
CORNHUSKER ARMY AMMUNITION PLANT
WELL G0022-EXPLOSIVES

FIELD ID			G0022			G0022			G0022			G0022			G0022			G0022			G0022		
METHOD	Maximum	Detection	SW846 M8330			SW846 M8330			UW51			UW33			UW33			UW32			UW14		
COLLECT DATE	Detection	Frequency	3/22/2000			4/1/1999			6/25/1998			7/14/1994			6/15/1994			8/25/1992			10/16/1990		
			Result	RL	Qual	Result	RL	Qual	Result	RL	Qual	Result	RL	Qual	Result	RL	Qual	Result	RL	Qual	Result	RL	Qual
EXPLOSIVES (µg/L)																							
1,3,5-Trinitrobenzene	26	38 / 43	17	8		19	4		16.3	1.00		17.0	NRL		17.0	NRL		19.3	NRL		10.7	NRL	
1,3-Dinitrobenzene	-	0 / 33	<	0.8	U	<	0.8	U	<	0.500	U	<	0.549	U	<	0.549	U	<	0.611	U	<	0.519	U
2,4,6-Trinitrotoluene	420	41 / 43	8.3	1.5		8.9	0.8		6.86	1.00		11.0	NRL		12.0	NRL		18.7	NRL		17.7	NRL	
2,4-Dinitrotoluene	0.086 J	2 / 43	<	1.1	U	<	0.8	U	<	0.500	U	<	0.26	U	<	0.26	U	<	0.064	U	<	0.612	U
2,6-Dinitrotoluene	-	0 / 43	<	1.1	U	<	0.8	U	<	0.500	U	<	0.26	U	<	0.26	U	<	0.074	U	<	1.15	U
2-Amino-4,6-dinitrotoluene	6.9	23 / 24	1.7	1		2.2	0.8		<	0.500	U	1.40	NRL		1.41	NRL		2.48	NRL			NA	
2-Nitrotoluene	1.3	2 / 21	<	1.1	U	<	0.8	U	<	1.00	U		NA			NA			NA			NA	
3-Nitrotoluene	0.18 J	1 / 21	<	1.1	U	<	0.8	U	<	1.00	U		NA			NA			NA			NA	
4-Amino-2,6-dinitrotoluene	8.4	22 / 22	1.9	1		2.2	0.8		1.24	1.00	J		NA		1.44	NRL			NA			NA	
4-Nitrotoluene	-	0 / 21	<	1.1	U	<	0.8	U	<	1.00	U		NA			NA			NA			NA	
HMX	10.5	28 / 28	4.8	0.8		6.9	0.8		8.58	0.500		2.24	NRL		2.35	NRL		10.5	NRL		8.20	NRL	
MNX	0.26 J	2 / 15		NA			NA			NA			NA			NA			NA			NA	
Nitrobenzene	-	0 / 33	<	0.8	U	<	0.8	U	<	0.500	U	<	0.817	U	<	0.817	U	<	0.645	U	<	1.07	U
RDX	94	42 / 43	27	8		43	4		23.7	1.00		8.10	NRL		8.16	NRL		35.8	NRL		94.0	NRL	
Tetryl	-	0 / 25	<	1.3	U	<	0.8	U	<	0.500	U	<	1.18	U	<	1.18	U		NA		<	0.556	U

Notes:
< = less than reporting limit
µg/L = micrograms per liter
HMX = octahydro-1,3,5,7-tetranitro-1,3,5,7-tetrazocine
ID = identification number
J = estimated
LOQ = limit of quantifications
MNX = mono-nitroso-RDX
NA = not analyzed
NRL = no reporting limit
Qual = qualifier
RDX = hexahydro-1,3,5-trinitro-1,3,5-triazine
RL = reporting limit
U = nondetect

TABLE E.1.1-12
CORNHUSKER ARMY AMMUNITION PLANT
WELL G0022-EXPLOSIVES

FIELD ID			G0022			G0022			G0022			G0022			G0022			G0022			G0022		
METHOD	Maximum	Detection	UW14			UW01			UW01			UW01			UW01			UW01			UW01		
COLLECT DATE	Detection	Frequency	4/24/1990			5/15/1989			11/8/1988			7/26/1988			1/25/1988			4/15/1987			9/24/1986		
			Result	RL	Qual	Result	RL	Qual	Result	RL	Qual	Result	RL	Qual	Result	RL	Qual	Result	RL	Qual	Result	RL	Qual
EXPLOSIVES (µg/L)																							
1,3,5-Trinitrobenzene	26	38 / 43	26.0	NRL		25.0	NRL		23.0	NRL		20.0	NRL		21.0	NRL		25.5	NRL		22.9	NRL	
1,3-Dinitrobenzene	-	0 / 33	<	0.519		<	0.61	U	<	0.61	U		NA			NA			NA			NA	
2,4,6-Trinitrotoluene	420	41 / 43	22.0	NRL		24.0	NRL		28.0	NRL		32.0	NRL		420	NRL		35.8	NRL		40.0	NRL	
2,4-Dinitrotoluene	0.086 J	2 / 43	<	0.612	U	<	0.6	U	<	0.6	U	<	0.6	U	<	0.6	U	<	0.6	U	<	0.6	U
2,6-Dinitrotoluene	-	0 / 43	<	1.15	U	<	0.55	U	<	0.55	U	<	0.55	U	<	0.55	U	<	0.55	U	<	0.55	U
2-Amino-4,6-dinitrotoluene	6.9	23 / 24	<	NA	U		NA			NA			NA			NA			NA			NA	
2-Nitrotoluene	1.3	2 / 21		NA			NA			NA			NA			NA			NA			NA	
3-Nitrotoluene	0.18 J	1 / 21		NA			NA			NA			NA			NA			NA			NA	
4-Amino-2,6-dinitrotoluene	8.4	22 / 22		NA			NA			NA			NA			NA			NA			NA	
4-Nitrotoluene	-	0 / 21		NA			NA			NA			NA			NA			NA			NA	
HMX	10.5	28 / 28	9.81	NRL		6.78	NRL		6.76	NRL			NA			NA			NA			NA	
MNX	0.26 J	2 / 15		NA			NA			NA			NA			NA			NA			NA	
Nitrobenzene	-	0 / 33	<	1.07	U	<	1.13	U	<	1.13	U		NA			NA			NA			NA	
RDX	94	42 / 43	94.0	NRL		53.0	NRL		35.0	NRL		36.0	NRL		49.0	NRL		50.0	NRL		30.5	NRL	
Tetryl	-	0 / 25	<	0.556	U		NA			NA			NA			NA			NA			NA	

Notes:
< = less than reporting limit
µg/L = micrograms per liter
HMX = octahydro-1,3,5,7-tetranitro-1,3,5,7-tetrazocine
ID = identification number
J = estimated
LOQ = limit of quantifications
MNX = mono-nitroso-RDX
NA = not analyzed
NRL = no reporting limit
Qual = qualifier
RDX = hexahydro-1,3,5-trinitro-1,3,5-triazine
RL = reporting limit
U = nondetect

TABLE E.1.1-12
CORNHUSKER ARMY AMMUNITION PLANT
WELL G0022-EXPLOSIVES

FIELD ID			G0022			G0022			G0022			G0022			G0022			G0022			G0022		
METHOD	Maximum	Detection	D1			D1			D1			D1			D1			D1			6N		
COLLECT DATE	Detection	Frequency	3/12/1986			12/11/1985			9/11/1985			6/19/1985			12/4/1984			9/20/1984			6/15/1984		
			Result	RL	Qual	Result	RL	Qual	Result	RL	Qual	Result	RL	Qual	Result	RL	Qual	Result	RL	Qual	Result	RL	Qual
EXPLOSIVES (µg/L)																							
1,3,5-Trinitrobenzene	26	38 / 43	19.4	NRL		25.5	NRL		24.8	NRL		20.0	NRL		20.9	NRL		10.0	NRL		<	1.08	U
1,3-Dinitrobenzene	-	0 / 33		NA			NA			NA			NA			NA			NA		<	1.24	U
2,4,6-Trinitrotoluene	420	41 / 43	32.6	NRL		41.9	NRL		46.4	NRL		20.0	NRL		<	1.9	U	<	0.9	U	4.00	NRL	
2,4-Dinitrotoluene	0.086 J	2 / 43	<	0.56	U	<	0.56	U	<	0.56	U	<	0.6	U	<	1.2	U	<	0.6	U	<	0.62	U
2,6-Dinitrotoluene	-	0 / 43	<	1.2	U	<	1.2	U	<	1.2	U	<	1.2	U	<	1.2	U	<	0.6	U	<	1.58	U
2-Amino-4,6-dinitrotoluene	6.9	23 / 24		NA			NA			NA			NA			NA			NA			NA	
2-Nitrotoluene	1.3	2 / 21		NA			NA			NA			NA			NA			NA			NA	
3-Nitrotoluene	0.18 J	1 / 21		NA			NA			NA			NA			NA			NA			NA	
4-Amino-2,6-dinitrotoluene	8.4	22 / 22		NA			NA			NA			NA			NA			NA			NA	
4-Nitrotoluene	-	0 / 21		NA			NA			NA			NA			NA			NA			NA	
HMX	10.5	28 / 28		NA			NA			NA			NA			NA			NA			NA	
MNX	0.26 J	2 / 15		NA			NA			NA			NA			NA			NA			NA	
Nitrobenzene	-	0 / 33		NA			NA			NA			NA			NA			NA		<	1.36	U
RDX	94	42 / 43	66.3	NRL		72.9	NRL		62.6	NRL		37.7	NRL		47.7	NRL		40.5	NRL		33.6	NRL	
Tetryl	-	0 / 25		NA			NA			NA			NA			NA			NA			NA	

Notes:
< = less than reporting limit
µg/L = micrograms per liter
HMX = octahydro-1,3,5,7-tetranitro-1,3,5,7-tetrazocine
ID = identification number
J = estimated
LOQ = limit of quantifications
MNX = mono-nitroso-RDX
NA = not analyzed
NRL = no reporting limit
Qual = qualifier
RDX = hexahydro-1,3,5-trinitro-1,3,5-triazine
RL = reporting limit
U = nondetect

TABLE E.1.1-12
CORNHUSKER ARMY AMMUNITION PLANT
WELL G0022-EXPLOSIVES

FIELD ID			G0022			G0022			G0022			G0022		
METHOD	Maximum	Detection	6N			6N			6N			6N		
COLLECT DATE	Detection	Frequency	2/10/1984			11/3/1983			1/19/1983			1/12/1982		
			Result	RL	Qual	Result	RL	Qual	Result	RL	Qual	Result	RL	Qual
EXPLOSIVES (µg/L)														
1,3,5-Trinitrobenzene	26	38 / 43	14.0	NRL		<	3.5	U	6.1	NRL		13.9	NRL	
1,3-Dinitrobenzene	-	0 / 33	<	1.24	U	<	3.9	U	<	2.2	U	<	2.2	U
2,4,6-Trinitrotoluene	420	41 / 43	45.5	NRL		9.29	NRL		30.9	NRL		99.7	NRL	
2,4-Dinitrotoluene	0.086 J	2 / 43	<	0.62	U	<	1.9	U	<	0.9	U	<	0.9	U
2,6-Dinitrotoluene	-	0 / 43	<	1.58	U	<	4.2	U	<	0.68	U	<	0.68	U
2-Amino-4,6-dinitrotoluene	6.9	23 / 24		NA			NA			NA			NA	
2-Nitrotoluene	1.3	2 / 21		NA			NA			NA			NA	
3-Nitrotoluene	0.18 J	1 / 21		NA			NA			NA			NA	
4-Amino-2,6-dinitrotoluene	8.4	22 / 22		NA			NA			NA			NA	
4-Nitrotoluene	-	0 / 21		NA			NA			NA			NA	
HMX	10.5	28 / 28		NA			NA			NA			NA	
MNX	0.26 J	2 / 15		NA			NA			NA			NA	
Nitrobenzene	-	0 / 33	<	1.36	U	<	4.8	U	<	2.1	U	<	2.1	U
RDX	94	42 / 43	29.0	NRL		23.2	NRL		16.7	NRL		<	9.6	U
Tetryl	-	0 / 25		NA			NA			NA			NA	

Notes:
< = less than reporting limit
µg/L = micrograms per liter
HMX = octahydro-1,3,5,7-tetranitro-1,3,5,7-tetrazocine
ID = identification number
J = estimated
LOQ = limit of quantifications
MNX = mono-nitroso-RDX
NA = not analyzed
NRL = no reporting limit
Qual = qualifier
RDX = hexahydro-1,3,5-trinitro-1,3,5-triazine
RL = reporting limit
U = nondetect

TABLE E.1.1-13
CORNHUSKER ARMY AMMUNITION PLANT
WELL G0023-EXPLOSIVES

FIELD ID			G0023					G0023					G0023					G0023				
METHOD	Maximum	Detection	SW846 M8330					SW846 M8330					SW846 M8330					SW846 M8330				
COLLECT DATE	Detection	Frequency	3/20/2018					3/29/2017					8/15/2016					8/17/2015				
			Result	Qual	DL	LOD	LOQ	Result	Qual	DL	LOD	LOQ	Result	DL	LOD	LOQ	Qual	Result	DL	LOD	LOQ	Qual
EXPLOSIVES (µg/L)																						
1,3,5-Trinitrobenzene	352	38 / 48	<	UJ	0.033	0.11	0.16	<	U	0.032	0.10	0.16	<	0.23	0.47	1.2	U	<	0.21	0.43	1.1	UJ
1,3-Dinitrobenzene	1.85	2 / 38	<	UJ	0.053	0.11	0.16	0.081	J	0.052	0.10	0.16	<	0.10	0.23	0.47	U	<	0.095	0.16	0.43	UJ
2,4,6-Trinitrotoluene	5290	40 / 48	<	UJ	0.053	0.11	0.16	0.086	J	0.052	0.10	0.16	<	0.084	0.23	0.47	U	<	0.077	0.16	0.43	UJ
2,4-Dinitrotoluene	12.3	17 / 48	<	UJ	0.053	0.11	0.14	<	U	0.052	0.10	0.14	<	0.098	0.23	0.47	U	<	0.090	0.16	0.43	UJ
2,6-Dinitrotoluene	2.85	4 / 48	<	UJ	0.053	0.11	0.14	<	U	0.052	0.10	0.14	<	0.075	0.23	0.23	U	<	0.069	0.16	0.21	UJ
2-Amino-4,6-dinitrotoluene	17	20 / 28	<	UJ	0.032	0.11	0.16	<	U	0.031	0.10	0.16	<	0.059	0.14	0.23	U	<	0.054	0.13	0.21	UJ
2-Nitrotoluene	-	0 / 21	<	UJ	0.093	0.21	0.53	<	U	0.092	0.21	0.52	<	0.10	0.23	0.47	U	<	0.091	0.16	0.43	UJ
3-Nitrotoluene	-	0 / 20	<	UJ	0.06	0.21	0.53	<	U	0.059	0.21	0.52	<	0.097	0.23	0.47	U	<	0.089	0.16	0.43	UJ
4-Amino-2,6-dinitrotoluene	19	15 / 22	<	UJ	0.053	0.11	0.16	<	U	0.052	0.10	0.16	<	0.067	0.14	0.23	U	<	0.062	0.13	0.21	UJ
4-Nitrotoluene	-	0 / 20	<	UJ	0.093	0.21	0.53	<	U	0.092	0.21	0.52	<	0.23	0.47	1.2	U	<	0.21	0.43	1.1	UJ
HMX	77.1	29 / 33	<	UJ	0.03	0.11	0.16	0.63		0.037	0.10	0.16	<	0.10	0.23	0.47	U	<	0.094	0.16	0.43	UJ
MNX	0.14 J	1 / 15	<	UJ	0.038	0.11	0.53	<	U	0.029	0.10	0.52	<	0.42	0.42	2.3	U	<	0.38	0.38	2.1	UJ
Nitrobenzene	5.22	3 / 37	<	UJ	0.053	0.11	0.16	0.11	J	0.052	0.10	0.16	<	0.11	0.23	0.47	U	<	0.097	0.16	0.43	UJ
RDX	307	43 / 48	<	UJ	0.038	0.11	0.16	0.15	J	0.037	0.10	0.16	<	0.061	0.14	0.23	U	<	0.056	0.13	0.21	UJ
Tetryl	6.72	1 / 28	<	UJ	0.053	0.11	0.16	<	U	0.052	0.10	0.16	<	0.093	0.23	0.28	U	<	0.085	0.16	0.26	UJ

Notes:
< = less than reporting limit
µg/L = micrograms per liter
HMX = octahydro-1,3,5,7-tetranitro-1,3,5,7-tetrazocine
ID = identification number
J = estimated
LOQ = limit of quantifications
MNX = mono-nitroso-RDX
NA = not analyzed
NRL = no reporting limit
Qual = qualifier
RDX = hexahydro-1,3,5-trinitro-1,3,5-triazine
RL = reporting limit
U = nondetect

TABLE E.1.1-13
CORNHUSKER ARMY AMMUNITION PLANT
WELL G0023-EXPLOSIVES

FIELD ID			G0023			G0023			G0023			G0023			G0023			G0023			G0023		
METHOD	Maximum	Detection	SW846 M8330			SW846 M8330			SW846 M8330			SW846 M8330			SW846 M8330			SW846 M8330			SW846 M8330		
COLLECT DATE	Detection	Frequency	8/14/2014			3/14/2013			3/13/2012			3/10/2011			3/17/2010			3/16/2009			3/18/2008		
			Result	LOQ	Qual	Result	RL	Qual	Result	RL	Qual	Result	RL	Qual	Result	RL	Qual	Result	RL	Qual	Result	RL	Qual
EXPLOSIVES (µg/L)																							
1,3,5-Trinitrobenzene	352	38 / 48	<	1.1	U	<	0.8	U	0.29	0.8	J	0.48	0.8	J	6.8	0.99		32	0.48		42	0.48	
1,3-Dinitrobenzene	1.85	2 / 38	<	0.43	U	<	0.8	U	<	0.8	U	<	0.8	U	<	0.4	U	<	0.48	U	<	0.48	U
2,4,6-Trinitrotoluene	5290	40 / 48	<	0.43	U	<	0.8	U	<	0.8	U	1.2	0.8		2.8	0.4		15	0.48		18	0.48	
2,4-Dinitrotoluene	12.3	17 / 48	<	0.43	U	<	0.8	U	<	0.8	U	<	0.8	U	0.12	0.4	J	<	0.48	U	<	0.48	U
2,6-Dinitrotoluene	2.85	4 / 48	<	0.22	U	<	0.8	U	<	0.8	U	<	0.8	U	<	0.2	U	<	0.48	U	<	0.48	U
2-Amino-4,6-dinitrotoluene	17	20 / 28	<	0.22	U	<	0.8	U	<	0.8	U	1.1	0.8		2.3	0.2		3.1	0.48		2.7	0.48	
2-Nitrotoluene	-	0 / 21	<	0.43	U	<	0.8	U	<	0.8	U	<	0.8	U	<	0.4	U	<	0.48	U	<	0.48	U
3-Nitrotoluene	-	0 / 20	<	0.43	U	<	0.8	U	<	0.8	U	<	0.8	U	<	0.4	U	<	0.48	U	<	0.48	U
4-Amino-2,6-dinitrotoluene	19	15 / 22	<	0.22	U	<	1.4	U	<	1.4	U	1.5	0.8		2.1	0.2		4.1	0.48		3.1	0.48	
4-Nitrotoluene	-	0 / 20	<	1.1	U	<	0.8	U	<	0.8	U	<	0.8	U	<	0.99	U	<	0.48	U	<	0.48	U
HMX	77.1	29 / 33	<	0.43	J	1.7	0.8	J	2.6	0.8		1.7	0.8		1.2	0.4		1.1	0.48		1.3	0.48	J
MNX	0.14 J	1 / 15	<	2.2	U	<	0.8	U	<	0.8	U	<	0.8	U	<	2	U	<	0.48	U	<	0.48	U
Nitrobenzene	5.22	3 / 37	<	0.43	U	<	0.8	U	<	0.8	U	<	0.8	U	<	0.4	U	<	0.48	U	<	0.48	U
RDX	307	43 / 48	<	0.22	U	<	0.8	U	0.82	0.8	J	2.8	0.8		2	0.2		4	0.48		2.8	0.48	
Tetryl	6.72	1 / 28	<	0.26	U	<	1.6	U	<	0.8	U	<	0.8	U	<	0.24	U	<	0.48	U	<	0.48	U

Notes:
< = less than reporting limit
µg/L = micrograms per liter
HMX = octahydro-1,3,5,7-tetranitro-1,3,5,7-tetrazocine
ID = identification number
J = estimated
LOQ = limit of quantifications
MNX = mono-nitroso-RDX
NA = not analyzed
NRL = no reporting limit
Qual = qualifier
RDX = hexahydro-1,3,5-trinitro-1,3,5-triazine
RL = reporting limit
U = nondetect

TABLE E.1.1-13
CORNHUSKER ARMY AMMUNITION PLANT
WELL G0023-EXPLOSIVES

FIELD ID			G0023			G0023			G0023			G0023			G0023			G0023			G0023		
METHOD	Maximum	Detection	SW846 M8330			SW846 M8330			SW846 M8330			SW846 M8330			SW846 M8330			SW846 M8330			SW846 M8330		
COLLECT DATE	Detection	Frequency	3/15/2007			3/15/2006			3/16/2005			3/18/2004			3/18/2003			3/21/2002			3/23/2001		
			Result	RL	Qual	Result	RL	Qual	Result	RL	Qual	Result	RL	Qual	Result	RL	Qual	Result	RL	Qual	Result	RL	Qual
EXPLOSIVES (µg/L)																							
1,3,5-Trinitrobenzene	352	38 / 48	59	0.97		60	4.8		64	2.4		84	1.9		<	0.22	U	68	2.6		170	16.0	
1,3-Dinitrobenzene	1.85	2 / 38	<	0.49	U	<	0.48	U	<	0.48	U	<	0.19	U	<	0.22	U	<	0.17	U	<	0.8	U
2,4,6-Trinitrotoluene	5290	40 / 48	29	0.49		26	0.48		26	0.48		57	1.9		25	2.2	J	48	2.2		220	16.0	
2,4-Dinitrotoluene	12.3	17 / 48	<	0.49	U	<	0.48	U	<	0.48	U	0.42	0.36		<	1.3	UJ	0.46	0.17		1.4	0.8	
2,6-Dinitrotoluene	2.85	4 / 48	<	0.49	U	<	0.48	U	<	0.48	U	<	0.36	U	<	0.43	U	<	0.67	U	2	0.8	
2-Amino-4,6-dinitrotoluene	17	20 / 28	3.1	0.49		2.9	0.48		2.7	0.48	P	4.2	0.36		1.9	0.43	J	2.6	0.27		8.1	0.8	
2-Nitrotoluene	-	0 / 21	<	0.49	U	<	0.48	U	<	0.48	U	<	0.36	U	<	0.43	U	<	0.53	U	<	0.8	U
3-Nitrotoluene	-	0 / 20	<	0.49	U	<	0.48	U	<	0.48	U	<	0.36	U	<	0.43	U	<	0.34	U		NA	
4-Amino-2,6-dinitrotoluene	19	15 / 22	2.5	0.49		2.1	0.48		2.4	0.48		3.4	0.36		1.5	0.43	J	5.4	0.46	J	4.3	0.8	
4-Nitrotoluene	-	0 / 20	<	0.49	U	<	0.48	U	<	0.48	U	<	0.58	U	<	0.69	U	<	1.1	U		NA	
HMX	77.1	29 / 33	2.4	0.49		2.4	0.48		1.6	0.48		2.4	0.46		2.3	0.54	J	1.9	0.74		2.6	1.0	
MNX	0.14 J	1 / 15	<	0.49	U	<	0.48	U	<	0.48	U	0.14	0.19	J		NA			NA			NA	
Nitrobenzene	5.22	3 / 37	<	0.49	U	<	0.48	U	<	0.48	U	<	0.19	U	<	0.22	U	<	0.30	U	3.7	0.8	
RDX	307	43 / 48	9.2	0.49		23	0.48		7.3	0.48		11	1.9		8.6	0.22	J	6.9	0.43		14	0.8	
Tetryl	6.72	1 / 28	<	0.49	U	<	0.48	U	<	0.48	U	<	0.36	U	<	0.43	U	<	0.72	U	<	4	U

Notes:
< = less than reporting limit
µg/L = micrograms per liter
HMX = octahydro-1,3,5,7-tetranitro-1,3,5,7-tetrazocine
ID = identification number
J = estimated
LOQ = limit of quantifications
MNX = mono-nitroso-RDX
NA = not analyzed
NRL = no reporting limit
Qual = qualifier
RDX = hexahydro-1,3,5-trinitro-1,3,5-triazine
RL = reporting limit
U = nondetect

TABLE E.1.1-13
CORNHUSKER ARMY AMMUNITION PLANT
WELL G0023-EXPLOSIVES

FIELD ID			G0023			G0023			G0023			G0023			G0023			G0023			G0023		
METHOD	Maximum	Detection	SW846 M8330			SW846 M8330			UW51			UW33			UW33			UW33			UW32		
COLLECT DATE	Detection	Frequency	3/21/2000			4/2/1999			6/18/1998			7/15/1994			6/21/1994			7/1/1993			6/24/1993		
			Result	RL	Qual	Result	RL	Qual	Result	RL	Qual	Result	RL	Qual	Result	RL	Qual	Result	RL	Qual	Result	RL	Qual
EXPLOSIVES (µg/L)																							
1,3,5-Trinitrobenzene	352	38 / 48	160	40		83	8		104	1.00		140	NRL		130	NRL		110	NRL		88.0	NRL	
1,3-Dinitrobenzene	1.85	2 / 38	<	0.8	U	<	0.8	U	<	0.500	U	<	0.549	U	<	0.549	U	<	0.549	U	<	0.611	U
2,4,6-Trinitrotoluene	5290	40 / 48	280	75		130	8		174	10.00		230	NRL		280	NRL		240	NRL		180	NRL	
2,4-Dinitrotoluene	12.3	17 / 48	1.4	1.1		1.1	0.8		<	0.500	U	0.882	NRL		0.301	NRL		0.186	NRL		0.187	NRL	
2,6-Dinitrotoluene	2.85	4 / 48	<	1.1	U	<	0.8	U	<	0.500	U	1.65	NRL		2.85	NRL		<	0.26	U	<	0.074	U
2-Amino-4,6-dinitrotoluene	17	20 / 28	8.7	1		9.9	0.8		10.7	0.500		16.0	NRL		17.0	NRL		15.6	NRL		11.2	NRL	
2-Nitrotoluene	-	0 / 21	<	1.1	U	<	0.8	U	<	1.00	U		NA			NA			NA			NA	
3-Nitrotoluene	-	0 / 20	<	1.1	U	<	0.8	U	<	1.00	U		NA			NA			NA			NA	
4-Amino-2,6-dinitrotoluene	19	15 / 22	8	1		7	0.8		10.0	1.00		19.0	NRL			NA			NA			NA	
4-Nitrotoluene	-	0 / 20	<	1.1	U	<	0.8	U	<	1.00	U		NA			NA			NA			NA	
HMX	77.1	29 / 33	6.6	0.8		6.4	0.8		15.6	0.500		44.0	NRL		44.0	NRL		77.1	NRL		26.1	NRL	
MNX	0.14 J	1 / 15		NA			NA			NA			NA			NA			NA			NA	
Nitrobenzene	5.22	3 / 37	<	0.8	U	<	0.8	U	<	0.500	U	<	0.817	U	<	0.817	U	5.22	NRL		<	0.645	U
RDX	307	43 / 48	27	40	J	24	8		22.3	1.00		61.0	NRL		68.0	NRL		77.0	NRL		46.4	NRL	
Tetryl	6.72	1 / 28	<	1.3	U	<	0.8	U	<	0.500	U	<	1.18	U	<	1.18	U	<	1.18	U	<	1.56	U

Notes:
< = less than reporting limit
µg/L = micrograms per liter
HMX = octahydro-1,3,5,7-tetranitro-1,3,5,7-tetrazocine
ID = identification number
J = estimated
LOQ = limit of quantifications
MNX = mono-nitroso-RDX
NA = not analyzed
NRL = no reporting limit
Qual = qualifier
RDX = hexahydro-1,3,5-trinitro-1,3,5-triazine
RL = reporting limit
U = nondetect

TABLE E.1.1-13
CORNHUSKER ARMY AMMUNITION PLANT
WELL G0023-EXPLOSIVES

FIELD ID			G0023			G0023			G0023			G0023			G0023			G0023			G0023		
METHOD	Maximum	Detection	UW32			UW32			UW33			UW33			UW14			UW14			UW01		
COLLECT DATE	Detection	Frequency	10/14/1992			9/2/1992			7/25/1991			7/25/1991			10/16/1990			4/25/1990			5/15/1989		
			Result	RL	Qual	Result	RL	Qual	Result	RL	Qual	Result	RL	Qual	Result	RL	Qual	Result	RL	Qual	Result	RL	Qual
EXPLOSIVES (µg/L)																							
1,3,5-Trinitrobenzene	352	38 / 48	86.0	NRL		100	NRL		25.0	NRL		58.0	NRL		91.0	NRL		80.0	NRL		12.0	NRL	
1,3-Dinitrobenzene	1.85	2 / 38	<	0.611	U	<	0.611	U	<	0.61	U	<	5.5	U	<	0.519	U	1.85	NRL		<	0.61	U
2,4,6-Trinitrotoluene	5290	40 / 48	180	NRL		200	NRL		24.0	NRL		170	NRL		280	NRL		200	NRL		360	NRL	
2,4-Dinitrotoluene	12.3	17 / 48	<	0.064	U	0.353	NRL		<	0.6	U	<	2.6	U	<	0.612	U	<	0.612	U	<	0.6	U
2,6-Dinitrotoluene	2.85	4 / 48	<	0.074	U	<	0.074	U	<	0.55	U	<	2.6	U	<	1.15	U	<	1.15	U	<	0.55	U
2-Amino-4,6-dinitrotoluene	17	20 / 28	8.98	NRL		11.5	NRL			NA		<	5	U		NA			NA			NA	
2-Nitrotoluene	-	0 / 21		NA			NA			NA			NA			NA			NA			NA	
3-Nitrotoluene	-	0 / 20		NA			NA			NA			NA			NA			NA			NA	
4-Amino-2,6-dinitrotoluene	19	15 / 22		NA			NA			NA			NA			NA			NA			NA	
4-Nitrotoluene	-	0 / 20		NA			NA			NA			NA			NA			NA			NA	
HMX	77.1	29 / 33	46.4	NRL		60.0	NRL		6.78	NRL		17.0	NRL		11.8	NRL		9.85	NRL		13.0	NRL	
MNX	0.14 J	1 / 15		NA			NA			NA			NA			NA			NA			NA	
Nitrobenzene	5.22	3 / 37	<	0.645	U	<	0.645	U	<	1.13	U	<	8.2	U	<	1.07	U	<	1.07	U	<	1.13	U
RDX	307	43 / 48	65.5	NRL		52.9	NRL		53.0	NRL		88.0	NRL		70.0	NRL		56.0	NRL		80.0	NRL	
Tetryl	6.72	1 / 28		NA			NA			NA		<	12	U	<	0.556	U	6.72	NRL			NA	

Notes:
< = less than reporting limit
µg/L = micrograms per liter
HMX = octahydro-1,3,5,7-tetranitro-1,3,5,7-tetrazocine
ID = identification number
J = estimated
LOQ = limit of quantifications
MNX = mono-nitroso-RDX
NA = not analyzed
NRL = no reporting limit
Qual = qualifier
RDX = hexahydro-1,3,5-trinitro-1,3,5-triazine
RL = reporting limit
U = nondetect

TABLE E.1.1-13
CORNHUSKER ARMY AMMUNITION PLANT
WELL G0023-EXPLOSIVES

FIELD ID			G0023			G0023			G0023			G0023			G0023			G0023			G0023		
METHOD	Maximum	Detection	UW01			UW01			UW01			UW01			UW01			D1			D1		
COLLECT DATE	Detection	Frequency	11/8/1988			7/26/1988			1/25/1988			4/15/1987			9/24/1986			3/12/1986			12/11/1985		
			Result	RL	Qual	Result	RL	Qual	Result	RL	Qual	Result	RL	Qual	Result	RL	Qual	Result	RL	Qual	Result	RL	Qual
EXPLOSIVES (µg/L)																							
1,3,5-Trinitrobenzene	352	38 / 48	99.0	NRL		69.0	NRL		92.0	NRL		35.0	NRL		130	NRL		100	NRL		<	140	U
1,3-Dinitrobenzene	1.85	2 / 38	<	0.61	U		NA			NA			NA			NA			NA			NA	
2,4,6-Trinitrotoluene	5290	40 / 48	310	NRL		340	NRL		490	NRL		130	NRL		460	NRL		281	NRL		455	NRL	
2,4-Dinitrotoluene	12.3	17 / 48	<	0.6	U	<	0.6	U	<	0.6	U	<	0.6	U	<	0.6	U	0.95	NRL		<	0.56	U
2,6-Dinitrotoluene	2.85	4 / 48	<	0.55	U	<	0.55	U	<	0.55	U	<	0.55	U	<	0.55	U	<	1.2	U	<	1.2	U
2-Amino-4,6-dinitrotoluene	17	20 / 28		NA			NA			NA			NA			NA			NA			NA	
2-Nitrotoluene	-	0 / 21		NA			NA			NA			NA			NA			NA			NA	
3-Nitrotoluene	-	0 / 20		NA			NA			NA			NA			NA			NA			NA	
4-Amino-2,6-dinitrotoluene	19	15 / 22		NA			NA			NA			NA			NA			NA			NA	
4-Nitrotoluene	-	0 / 20		NA			NA			NA			NA			NA			NA			NA	
HMX	77.1	29 / 33	12.6	NRL			NA			NA			NA			NA			NA			NA	
MNX	0.14 J	1 / 15		NA			NA			NA			NA			NA			NA			NA	
Nitrobenzene	5.22	3 / 37	<	1.13	U		NA			NA			NA			NA			NA			NA	
RDX	307	43 / 48	55.0	NRL		38.0	NRL		28.0	NRL		27.6	NRL		11.8	NRL		30.2	NRL		37.3	NRL	
Tetryl	6.72	1 / 28		NA			NA			NA			NA			NA			NA			NA	

Notes:
< = less than reporting limit
µg/L = micrograms per liter
HMX = octahydro-1,3,5,7-tetranitro-1,3,5,7-tetrazocine
ID = identification number
J = estimated
LOQ = limit of quantifications
MNX = mono-nitroso-RDX
NA = not analyzed
NRL = no reporting limit
Qual = qualifier
RDX = hexahydro-1,3,5-trinitro-1,3,5-triazine
RL = reporting limit
U = nondetect

TABLE E.1.1-13
CORNHUSKER ARMY AMMUNITION PLANT
WELL G0023-EXPLOSIVES

FIELD ID			G0023			G0023			G0023			G0023			G0023			G0023			G0023		
METHOD	Maximum	Detection	D1			D1			D1			D1			6N			6N			6N		
COLLECT DATE	Detection	Frequency	9/11/1985			6/19/1985			12/4/1984			9/20/1984			6/15/1984			2/10/1984			11/3/1983		
			Result	RL	Qual	Result	RL	Qual	Result	RL	Qual	Result	RL	Qual	Result	RL	Qual	Result	RL	Qual	Result	RL	Qual
EXPLOSIVES (µg/L)																							
1,3,5-Trinitrobenzene	352	38 / 48	208	NRL		<	17.5	U	102	NRL		10.0	**GT**		<	1.08	U	73.4	NRL		119	NRL	
1,3-Dinitrobenzene	1.85	2 / 38		NA			NA			NA			NA		<	1.24	U	<	1.24	U	<	3.9	U
2,4,6-Trinitrotoluene	5290	40 / 48	508	NRL		54.0	NRL		<	1.9	U	<	0.9	U	5.60	NRL		498	NRL		929	NRL	
2,4-Dinitrotoluene	12.3	17 / 48	<	0.56	U	<	0.6	U	<	1.2	U	2.00	NRL		0.879	NRL		1.71	NRL		<	1.9	U
2,6-Dinitrotoluene	2.85	4 / 48	<	1.2	U	<	1.2	U	<	1.2	U	<	0.6	U	<	1.36	U	<	1.58	U	<	4.2	U
2-Amino-4,6-dinitrotoluene	17	20 / 28		NA			NA			NA			NA			NA			NA			NA	
2-Nitrotoluene	-	0 / 21		NA			NA			NA			NA			NA			NA			NA	
3-Nitrotoluene	-	0 / 20		NA			NA			NA			NA			NA			NA			NA	
4-Amino-2,6-dinitrotoluene	19	15 / 22		NA			NA			NA			NA			NA			NA			NA	
4-Nitrotoluene	-	0 / 20		NA			NA			NA			NA			NA			NA			NA	
HMX	77.1	29 / 33		NA			NA			NA			NA			NA			NA			NA	
MNX	0.14 J	1 / 15		NA			NA			NA			NA			NA			NA			NA	
Nitrobenzene	5.22	3 / 37		NA			NA			NA			NA			NA		<	1.36	U	<	4.8	U
RDX	307	43 / 48	56.7	NRL		45.6	NRL		38.4	NRL		81.2	NRL		40.8	NRL		99.0	NRL		96.2	NRL	
Tetryl	6.72	1 / 28		NA			NA			NA			NA			NA			NA			NA	

Notes:
< = less than reporting limit
µg/L = micrograms per liter
HMX = octahydro-1,3,5,7-tetranitro-1,3,5,7-tetrazocine
ID = identification number
J = estimated
LOQ = limit of quantifications
MNX = mono-nitroso-RDX
NA = not analyzed
NRL = no reporting limit
Qual = qualifier
RDX = hexahydro-1,3,5-trinitro-1,3,5-triazine
RL = reporting limit
U = nondetect

TABLE E.1.1-13
CORNHUSKER ARMY AMMUNITION PLANT
WELL G0023-EXPLOSIVES

FIELD ID			G0023			G0023		
METHOD	Maximum	Detection	6N			6N		
COLLECT DATE	Detection	Frequency	1/19/1983			1/7/1982		
			Result	RL	Qual	Result	RL	Qual
EXPLOSIVES (µg/L)								
1,3,5-Trinitrobenzene	352	38 / 48	159	NRL		352	NRL	
1,3-Dinitrobenzene	1.85	2 / 38	<	2.2	U	<	2.2	U
2,4,6-Trinitrotoluene	5290	40 / 48	902	NRL		5290	NRL	
2,4-Dinitrotoluene	12.3	17 / 48	0.964	NRL		12.3	NRL	
2,6-Dinitrotoluene	2.85	4 / 48	<	0.68	U	2.00	NRL	
2-Amino-4,6-dinitrotoluene	17	20 / 28		NA			NA	
2-Nitrotoluene	-	0 / 21		NA			NA	
3-Nitrotoluene	-	0 / 20		NA			NA	
4-Amino-2,6-dinitrotoluene	19	15 / 22		NA			NA	
4-Nitrotoluene	-	0 / 20		NA			NA	
HMX	77.1	29 / 33		NA			NA	
MNX	0.14 J	1 / 15		NA			NA	
Nitrobenzene	5.22	3 / 37	<	2.1	U	<	2.1	U
RDX	307	43 / 48	135	NRL		307	NRL	
Tetryl	6.72	1 / 28		NA			NA	

Notes:
< = less than reporting limit
µg/L = micrograms per liter
HMX = octahydro-1,3,5,7-tetranitro-1,3,5,7-tetrazocine
ID = identification number
J = estimated
LOQ = limit of quantifications
MNX = mono-nitroso-RDX
NA = not analyzed
NRL = no reporting limit
Qual = qualifier
RDX = hexahydro-1,3,5-trinitro-1,3,5-triazine
RL = reporting limit
U = nondetect

TABLE E.1.1-14
CORNHUSKER ARMY AMMUNITION PLANT
WELL G0024-EXPLOSIVES

FIELD ID			G0024					G0024					G0024					G0024				
METHOD	Maximum	Detection	SW846 M8330					SW846 M8330					SW846 M8330					SW846 M8330				
COLLECT DATE	Detection	Frequency	3/20/2018					4/1/2017					8/16/2016					8/12/2015				
			Result	Qual	DL	LOD	LOQ	Result	Q	DL	LOD	LOQ	Result	DL	LOD	LOQ	Qual	Result	DL	LOD	LOQ	Qual
EXPLOSIVES (µg/L)																						
1,3,5-Trinitrobenzene	1.3	7 / 46	<	U	0.032	0.1	0.15	<	U	0.032	0.1	0.16	<	0.21	0.43	1.1	U	<	0.22	0.43	1.1	U
1,3-Dinitrobenzene	-	0 / 36	<	U	0.052	0.1	0.15	<	U	0.052	0.1	0.16	<	0.095	0.21	0.43	U	<	0.096	0.22	0.43	U
2,4,6-Trinitrotoluene	323	39 / 46	1.1		0.052	0.1	0.15	2		0.052	0.1	0.16	<	0.077	0.21	0.43	U	0.98	0.078	0.22	0.43	
2,4-Dinitrotoluene	0.563	2 / 46	<	U	0.052	0.1	0.13	<	U	0.052	0.1	0.13	<	0.090	0.21	0.43	U	<	0.090	0.22	0.43	U
2,6-Dinitrotoluene	-	0 / 46	<	U	0.052	0.1	0.13	<	U	0.052	0.1	0.13	<	0.069	0.21	0.21	U	<	0.070	0.22	0.22	U
2-Amino-4,6-dinitrotoluene	11.1	24 / 27	1.8		0.031	0.1	0.15	2.6		0.031	0.1	0.16	0.95	0.054	0.13	0.21		1.3	0.055	0.13	0.22	
2-Nitrotoluene	0.34 J	1 / 23	<	U	0.091	0.21	0.52	<	U	0.091	0.21	0.52	<	0.091	0.21	0.43	U	<	0.092	0.22	0.43	U
3-Nitrotoluene	-	0 / 23	<	U	0.059	0.21	0.52	<	U	0.059	0.21	0.52	<	0.089	0.21	0.43	U	<	0.090	0.22	0.43	U
4-Amino-2,6-dinitrotoluene	14	21 / 24	1.9		0.052	0.1	0.15	2.8		0.052	0.1	0.16	1.0	0.062	0.13	0.21		1.5	0.062	0.13	0.22	
4-Nitrotoluene	-	0 / 23	<	U	0.091	0.21	0.52	<	U	0.091	0.21	0.52	<	0.21	0.43	1.1	U	<	0.22	0.43	1.1	U
HMX	8.62	24 / 31	0.41		0.029	0.1	0.15	0.49		0.037	0.1	0.16	<	0.094	0.21	0.43	U	<	0.094	0.22	0.43	U
MNX	3.9 J	2 / 15	<	U	0.037	0.1	0.52	<	U	0.029	0.1	0.52	<	0.38	0.38	2.1	U	<	0.39	0.39	2.2	U
Nitrobenzene	-	0 / 36	<	U	0.052	0.1	0.15	<	U	0.052	0.1	0.16	<	0.097	0.21	0.43	U	<	0.098	0.22	0.43	U
RDX	180	40 / 46	0.53		0.037	0.1	0.15	0.87		0.037	0.1	0.16	<	0.056	0.13	0.21	U	0.40	0.056	0.13	0.22	
Tetryl	-	0 / 28	<	U	0.052	0.1	0.15	<	U	0.052	0.1	0.16	<	0.085	0.21	0.26	U	<	0.085	0.22	0.26	U

Notes:
< = less than reporting limit
µg/L = micrograms per liter
HMX = octahydro-1,3,5,7-tetranitro-1,3,5,7-tetrazocine
ID = identification number
J = estimated
LOQ = limit of quantifications
MNX = mono-nitroso-RDX
NA = not analyzed
NRL = no reporting limit
Qual = qualifier
RDX = hexahydro-1,3,5-trinitro-1,3,5-triazine
RL = reporting limit
U = nondetect

TABLE E.1.1-14
CORNHUSKER ARMY AMMUNITION PLANT
WELL G0024-EXPLOSIVES

FIELD ID			G0024			G0024			G0024			G0024			G0024			G0024			G0024		
METHOD	Maximum	Detection	SW846 M8330			SW846 M8330			SW846 M8330			SW846 M8330			SW846 M8330			SW846 M8330			SW846 M8330		
COLLECT DATE	Detection	Frequency	8/14/2014			3/13/2013			3/12/2012			3/14/2011			3/16/2010			3/13/2009			3/12/2008		
			Result	LOQ	Qual	Result	RL	Qual	Result	RL	Qual	Result	RL	Qual	Result	RL	Qual	Result	RL	Qual	Result	RL	Qual
EXPLOSIVES (µg/L)																							
1,3,5-Trinitrobenzene	1.3	7 / 46	<	1.1	U	<	0.8	U	0.64	0.8	J	<	0.8	U	<	1	UJ	<	0.49	U	<	0.48	U
1,3-Dinitrobenzene	-	0 / 36	<	0.43	U	<	0.8	U	<	0.8	U	<	0.8	U	<	0.4	UJ	<	0.49	U	<	0.48	U
2,4,6-Trinitrotoluene	323	39 / 46	0.96	0.43		2.2	0.8	J	2.9	0.8	J	3	0.8		0.59	0.4	J	9.6	0.49		16	0.48	
2,4-Dinitrotoluene	0.563	2 / 46	<	0.43	U	<	0.8	U	<	0.8	U	<	0.8	U	<	0.4	UJ	<	0.49	U	<	0.48	U
2,6-Dinitrotoluene	-	0 / 46	<	0.22	U	<	0.8	U	<	0.8	U	<	0.8	U	<	0.2	UJ	<	0.49	U	<	0.48	U
2-Amino-4,6-dinitrotoluene	11.1	24 / 27	1.70	0.22		2.4	0.8	J	2.6	0.8		2.3	0.8		<	0.2	UJ	4.9	0.49		6	0.48	
2-Nitrotoluene	0.34 J	1 / 23	<	0.43	U	<	0.8	U	<	0.8	U	<	0.8	U	<	0.4	UJ	<	0.49	U	<	0.48	U
3-Nitrotoluene	-	0 / 23	<	0.43	U	<	0.8	U	<	0.8	U	<	0.8	U	<	0.4	UJ	<	0.49	U	<	0.48	U
4-Amino-2,6-dinitrotoluene	14	21 / 24	2.1	0.22		2	1.4	J	1.7	1.4		1.6	0.8		<	0.2	UJ	5	0.49		5.4	0.48	
4-Nitrotoluene	-	0 / 23	<	1.1	U	<	0.8	U	<	0.8	U	<	0.8	U	<	1	UJ	<	0.49	U	<	0.48	U
HMX	8.62	24 / 31	0.39	0.43	J	0.69	0.8	J	0.64	0.8	J	0.37	0.8	J	<	0.4	UJ	0.91	0.49		1.7	0.48	
MNX	3.9 J	2 / 15	<	2.2	U	<	0.8	U	<	0.8	U	<	0.8	U	3.9	2	J	<	0.49	U	<	0.48	U
Nitrobenzene	-	0 / 36	<	0.43	U	<	0.8	U	<	0.8	UJ	<	0.8	U	<	0.4	UJ	<	0.49	U	<	0.48	U
RDX	180	40 / 46	1.2	0.22		1.4	0.8	J	0.93	0.8		1.4	0.8		<	0.2	UJ	3.1	0.49		4.4	0.48	
Tetryl	-	0 / 28	<	0.26	UJ	<	1.6	U	<	0.8	UJ	<	0.8	U	<	0.24	UJ	<	0.49	U	<	0.48	U

Notes:
< = less than reporting limit
µg/L = micrograms per liter
HMX = octahydro-1,3,5,7-tetranitro-1,3,5,7-tetrazocine
ID = identification number
J = estimated
LOQ = limit of quantifications
MNX = mono-nitroso-RDX
NA = not analyzed
NRL = no reporting limit
Qual = qualifier
RDX = hexahydro-1,3,5-trinitro-1,3,5-triazine
RL = reporting limit
U = nondetect

TABLE E.1.1-14
CORNHUSKER ARMY AMMUNITION PLANT
WELL G0024-EXPLOSIVES

FIELD ID			G0024			G0024			G0024			G0024			G0024			G0024			G0024		
METHOD	Maximum	Detection	SW846 M8330			SW846 M8330			SW846 M8330			SW846 M8330			SW846 M8330			SW846 M8330			SW846 M8330		
COLLECT DATE	Detection	Frequency	3/12/2007			3/14/2006			3/15/2005			3/16/2004			3/18/2003			3/20/2002			3/22/2001		
			Result	RL	Qual	Result	RL	Qual	Result	RL	Qual	Result	RL	Qual	Result	RL	Qual	Result	RL	Qual	Result	RL	Qual
EXPLOSIVES (µg/L)																							
1,3,5-Trinitrobenzene	1.3	7 / 46	<	0.48	U	<	0.48	U	<	0.48	U	<	0.19	U	<	0.2	U	<	0.40	U	0.38	0.8	J
1,3-Dinitrobenzene	-	0 / 36	<	0.48	U	<	0.48	U	<	0.48	U	<	0.19	U	<	0.2	U	<	0.27	U	<	0.8	U
2,4,6-Trinitrotoluene	323	39 / 46	20	0.48		<	0.48	U	0.93	0.48		1.2	0.19		2.4	0.2		7.6	0.34		6.9	0.8	
2,4-Dinitrotoluene	0.563	2 / 46	<	0.48	U	<	0.48	U	<	0.48	U	<	0.36	U	<	0.38	U	<	0.27	U	<	0.8	U
2,6-Dinitrotoluene	-	0 / 46	<	0.48	U	<	0.48	U	<	0.48	U	<	0.36	U	<	0.38	U	<	1.0	U	<	0.8	U
2-Amino-4,6-dinitrotoluene	11.1	24 / 27	9.6	0.48		<	0.48	U	7.1	0.48	J	6.7	0.36		2.1	0.38		1.8	0.42		1.5	0.8	
2-Nitrotoluene	0.34 J	1 / 23	<	0.48	U	<	0.48	U	<	0.48	U	<	0.36	U	<	0.38	U	<	0.82	U	0.34	0.8	J
3-Nitrotoluene	-	0 / 23	<	0.48	U	<	0.48	U	<	0.48	U	<	0.36	U	<	0.38	U	<	0.52	U	<	0.8	U
4-Amino-2,6-dinitrotoluene	14	21 / 24	6.1	0.48		<	0.48	U	5.3	0.48		6.1	0.36		4.8	0.38		2.5	0.71		0.96	0.8	
4-Nitrotoluene	-	0 / 23	<	0.48	U	<	0.48	U	<	0.48	U	<	0.58	U	<	0.62	U	<	1.7	U	<	0.8	U
HMX	8.62	24 / 31	2.1	0.48		<	0.48	U	1.8	0.48		2.5	0.46		1.9	0.48		0.67	1.1	J	<	1	U
MNX	3.9 J	2 / 15	<	0.48	U	<	0.48	U	<	0.48	U	0.11	0.19	J		NA			NA			NA	
Nitrobenzene	-	0 / 36	<	0.48	U	<	0.48	U	<	0.48	U	<	0.19	U	<	0.2	U	<	0.47	U	<	0.8	U
RDX	180	40 / 46	6.5	0.48		<	0.48	U	4	0.48		6.4	0.19		7.8	0.2		5.4	0.67		1.2	0.8	
Tetryl	-	0 / 28	<	0.48	U	<	0.48	U	<	0.48	U	<	0.36	U	<	0.38	U	<	1.1	U	<	0.8	U

Notes:
< = less than reporting limit
µg/L = micrograms per liter
HMX = octahydro-1,3,5,7-tetranitro-1,3,5,7-tetrazocine
ID = identification number
J = estimated
LOQ = limit of quantifications
MNX = mono-nitroso-RDX
NA = not analyzed
NRL = no reporting limit
Qual = qualifier
RDX = hexahydro-1,3,5-trinitro-1,3,5-triazine
RL = reporting limit
U = nondetect

TABLE E.1.1-14
CORNHUSKER ARMY AMMUNITION PLANT
WELL G0024-EXPLOSIVES

FIELD ID			G0024			G0024			G0024			G0024			G0024			G0024			G0024		
METHOD	Maximum	Detection	SW846 M8330			SW846 M8330			UW51			UW51			UW51			UW33			UW33		
COLLECT DATE	Detection	Frequency	3/23/2000			4/1/1999			6/30/1998			10/4/1997			12/15/1996			7/15/1994			6/15/1994		
			Result	RL	Qual	Result	RL	Qual	Result	RL	Qual	Result	RL	Qual	Result	RL	Qual	Result	RL	Qual	Result	RL	Qual
EXPLOSIVES (µg/L)																							
1,3,5-Trinitrobenzene	1.3	7 / 46	<	0.8	U	0.26	0.8	J	<	1.00	U	0.721	0.125		1.3	0.125		0.597	NRL		0.513	NRL	
1,3-Dinitrobenzene	-	0 / 36	<	0.8	U	<	0.8	U	<	0.500	U	<	0.989	U	<	0.989	U	<	0.549	U	<	0.549	U
2,4,6-Trinitrotoluene	323	39 / 46	8	1.5		10	0.8		14.4	1.00		23.4	0.29		18	0.29		11.0	NRL		7.23	NRL	
2,4-Dinitrotoluene	0.563	2 / 46	<	1.1	U	<	0.8	U	<	0.500	U	0.563	0.233		0.26	0.233		<	0.26	U	<	0.26	U
2,6-Dinitrotoluene	-	0 / 46	<	1.1	U	<	0.8	U	<	0.500	U	<	0.2	U	<	0.2	U	<	0.26	U	<	0.26	U
2-Amino-4,6-dinitrotoluene	11.1	24 / 27	6.6	1		11	0.8		6.71	0.500		11.1	0.173		6.5	0.173		5.60	NRL		5.41	NRL	
2-Nitrotoluene	0.34 J	1 / 23	<	1.1	U	<	0.8	U	<	1.00	U	<	0.319	U	<	0.319	U		NA			NA	
3-Nitrotoluene	-	0 / 23	<	1.1	U	<	0.8	U	<	1.00	U	<	0.514	U	<	0.514	U		NA			NA	
4-Amino-2,6-dinitrotoluene	14	21 / 24	6.9	1		14	0.8		8.32	1.00	J	10.4	0.309		12	0.309			NA		<	0.704	U
4-Nitrotoluene	-	0 / 23	<	1.1	U	<	0.8	U	<	1.00	U	<	0.368	U	<	0.368	U		NA			NA	
HMX	8.62	24 / 31	3	0.8		5.9	0.8		4.47	0.500		4.66	0.16		6.5	0.16		8.62	NRL		8.18	NRL	
MNX	3.9 J	2 / 15		NA			NA			NA			NA			NA			NA			NA	
Nitrobenzene	-	0 / 36	<	0.8	U	<	0.8	U	<	0.500	U	<	0.231	U	<	0.231	U	<	0.817	U	<	0.817	U
RDX	180	40 / 46	9.3	0.8		16	4		13.2	1.00		14.2	0.558		21.1	0.558		27.0	NRL		32.0	NRL	
Tetryl	-	0 / 28	<	1.3	U	<	0.8	U	<	0.500	U	<	0.253	U	<	0.253	U	<	1.18	U	<	12	U

Notes:
< = less than reporting limit
µg/L = micrograms per liter
HMX = octahydro-1,3,5,7-tetranitro-1,3,5,7-tetrazocine
ID = identification number
J = estimated
LOQ = limit of quantifications
MNX = mono-nitroso-RDX
NA = not analyzed
NRL = no reporting limit
Qual = qualifier
RDX = hexahydro-1,3,5-trinitro-1,3,5-triazine
RL = reporting limit
U = nondetect

TABLE E.1.1-14
CORNHUSKER ARMY AMMUNITION PLANT
WELL G0024-EXPLOSIVES

FIELD ID			G0024			G0024			G0024			G0024			G0024			G0024			G0024		
METHOD	Maximum	Detection	UW32			UW25			UW14			UW14			UW01			UW01			UW01		
COLLECT DATE	Detection	Frequency	8/26/1992			5/29/1991			10/16/1990			4/24/1990			5/15/1989			11/8/1988			7/26/1988		
			Result	RL	Qual	Result	RL	Qual	Result	RL	Qual	Result	RL	Qual	Result	RL	Qual	Result	RL	Qual	Result	RL	Qual
EXPLOSIVES (µg/L)																							
1,3,5-Trinitrobenzene	1.3	7 / 46	<	0.449	U	<	0.21	U	<	0.626	U	<	0.626	U	<	0.56	U	<	0.56	U	<	0.56	U
1,3-Dinitrobenzene	-	0 / 36	<	0.611	U	<	0.458	U	<	0.519	U	<	0.519	U	<	0.61	U	<	0.61	U		NA	
2,4,6-Trinitrotoluene	323	39 / 46	2.69	NRL		3.27	NRL		<	0.588	U	4.69	NRL		10.3	NRL		9.82	NRL		<	0.78	U
2,4-Dinitrotoluene	0.563	2 / 46	<	0.064	U	<	0.397	U	<	0.612	U	<	0.612	U	<	0.6	U	<	0.6	U	<	0.6	U
2,6-Dinitrotoluene	-	0 / 46	<	0.074	U	<	0.6	U	<	1.15	U	<	1.15	U	<	0.55	U	<	0.55	U	<	0.55	U
2-Amino-4,6-dinitrotoluene	11.1	24 / 27	1.72	NRL		<	0.8	U		NA			NA			NA			NA			NA	
2-Nitrotoluene	0.34 J	1 / 23		NA			NA			NA			NA			NA			NA			NA	
3-Nitrotoluene	-	0 / 23		NA			NA			NA			NA			NA			NA			NA	
4-Amino-2,6-dinitrotoluene	14	21 / 24		NA			NA			NA			NA			NA			NA			NA	
4-Nitrotoluene	-	0 / 23		NA			NA			NA			NA			NA			NA			NA	
HMX	8.62	24 / 31	6.13	NRL		<	0.533	U	<	1.65	U	1.78	NRL		5.19	NRL		2.66	NRL			NA	
MNX	3.9 J	2 / 15		NA			NA			NA			NA			NA			NA			NA	
Nitrobenzene	-	0 / 36	<	0.645	U	<	0.682	U	<	1.07	U	<	1.07	U	<	1.13	U	<	1.13	U		NA	
RDX	180	40 / 46	20.3	NRL		0.985	NRL		<	2.11	U	11.9	NRL		37.8	NRL		18	NRL		1.36	NRL	
Tetryl	-	0 / 28		NA		<	0.631	U	<	0.556	U	<	0.556	U		NA			NA			NA	

Notes:
< = less than reporting limit
µg/L = micrograms per liter
HMX = octahydro-1,3,5,7-tetranitro-1,3,5,7-tetrazocine
ID = identification number
J = estimated
LOQ = limit of quantifications
MNX = mono-nitroso-RDX
NA = not analyzed
NRL = no reporting limit
Qual = qualifier
RDX = hexahydro-1,3,5-trinitro-1,3,5-triazine
RL = reporting limit
U = nondetect

TABLE E.1.1-14
CORNHUSKER ARMY AMMUNITION PLANT
WELL G0024-EXPLOSIVES

FIELD ID			G0024			G0024			G0024			G0024			G0024			G0024			G0024		
METHOD	Maximum	Detection	UW01			UW01			UW01			D1			D1			D1			D1		
COLLECT DATE	Detection	Frequency	1/25/1988			4/15/1987			9/24/1986			3/12/1986			12/11/1985			9/11/1985			6/19/1985		
			Result	RL	Qual	Result	RL	Qual	Result	RL	Qual	Result	RL	Qual	Result	RL	Qual	Result	RL	Qual	Result	RL	Qual
EXPLOSIVES (µg/L)																							
1,3,5-Trinitrobenzene	1.3	7 / 46	<	0.56	U	<	0.56	U	<	0.56	U	<	1.4	U	<	1.4	U	<	1.4	U	<	1.4	U
1,3-Dinitrobenzene	-	0 / 36		NA			NA			NA			NA			NA			NA			NA	
2,4,6-Trinitrotoluene	323	39 / 46	27.0	NRL		<	0.78	U	13.5	NRL		19.6	NRL		14.0	NRL		5.01	NRL		15.0	NRL	
2,4-Dinitrotoluene	0.563	2 / 46	<	0.6	U	<	0.6	U	<	0.6	U	<	0.56	U	<	0.56	U	<	0.56	U	<	0.6	U
2,6-Dinitrotoluene	-	0 / 46	<	0.55	U	<	0.55	U	<	0.55	U	<	1.2	U	<	1.2	U	<	1.2	U	<	1.2	U
2-Amino-4,6-dinitrotoluene	11.1	24 / 27		NA			NA			NA			NA			NA			NA			NA	
2-Nitrotoluene	0.34 J	1 / 23		NA			NA			NA			NA			NA			NA			NA	
3-Nitrotoluene	-	0 / 23		NA			NA			NA			NA			NA			NA			NA	
4-Amino-2,6-dinitrotoluene	14	21 / 24		NA			NA			NA			NA			NA			NA			NA	
4-Nitrotoluene	-	0 / 23		NA			NA			NA			NA			NA			NA			NA	
HMX	8.62	24 / 31		NA			NA			NA			NA			NA			NA			NA	
MNX	3.9 J	2 / 15		NA			NA			NA			NA			NA			NA			NA	
Nitrobenzene	-	0 / 36		NA			NA			NA			NA			NA			NA			NA	
RDX	180	40 / 46	34.7	NRL		0.89	NRL		16.9	NRL		50.0	NRL		48.6	NRL		14.1	NRL		41.2	NRL	
Tetryl	-	0 / 28		NA			NA			NA			NA			NA			NA			NA	

Notes:
< = less than reporting limit
µg/L = micrograms per liter
HMX = octahydro-1,3,5,7-tetranitro-1,3,5,7-tetrazocine
ID = identification number
J = estimated
LOQ = limit of quantifications
MNX = mono-nitroso-RDX
NA = not analyzed
NRL = no reporting limit
Qual = qualifier
RDX = hexahydro-1,3,5-trinitro-1,3,5-triazine
RL = reporting limit
U = nondetect

TABLE E.1.1-14
CORNHUSKER ARMY AMMUNITION PLANT
WELL G0024-EXPLOSIVES

FIELD ID			G0024			G0024			G0024			G0024			G0024			G0024			G0024		
METHOD	Maximum	Detection	3S			D1			3S			D1			3S			6N			3S		
COLLECT DATE	Detection	Frequency	12/4/1984			12/4/1984			9/19/1984			9/19/1984			6/15/1984			6/15/1984			2/10/1984		
			Result	RL	Qual	Result	RL	Qual	Result	RL	Qual	Result	RL	Qual	Result	RL	Qual	Result	RL	Qual	Result	RL	Qual
EXPLOSIVES (µg/L)																							
1,3,5-Trinitrobenzene	1.3	7 / 46		NA		<	1.4	U		NA		<	0.5	U		NA		<	1.08	U		NA	
1,3-Dinitrobenzene	-	0 / 36		NA			NA			NA			NA			NA		<	1.24	U		NA	
2,4,6-Trinitrotoluene	323	39 / 46		NA		13.1	NRL			NA		<	0.9	U		NA		<	1.08	U		NA	
2,4-Dinitrotoluene	0.563	2 / 46		NA		<	1.2	U		NA		<	0.6	U		NA		<	0.62	U		NA	
2,6-Dinitrotoluene	-	0 / 46		NA		<	1.2	U		NA		<	0.6	U		NA		<	1.58	U		NA	
2-Amino-4,6-dinitrotoluene	11.1	24 / 27		NA			NA			NA			NA			NA			NA			NA	
2-Nitrotoluene	0.34 J	1 / 23		NA			NA			NA			NA			NA			NA			NA	
3-Nitrotoluene	-	0 / 23		NA			NA			NA			NA			NA			NA			NA	
4-Amino-2,6-dinitrotoluene	14	21 / 24		NA			NA			NA			NA			NA			NA			NA	
4-Nitrotoluene	-	0 / 23		NA			NA			NA			NA			NA			NA			NA	
HMX	8.62	24 / 31		NA			NA			NA			NA			NA			NA			NA	
MNX	3.9 J	2 / 15		NA			NA			NA			NA			NA			NA			NA	
Nitrobenzene	-	0 / 36		NA			NA			NA			NA			NA		<	1.36	U		NA	
RDX	180	40 / 46	<	9	U		NA		80.1	NRL			NA		54.8	NRL			NA		<	10	U
Tetryl	-	0 / 28		NA			NA			NA			NA			NA			NA			NA	

Notes:
< = less than reporting limit
µg/L = micrograms per liter
HMX = octahydro-1,3,5,7-tetranitro-1,3,5,7-tetrazocine
ID = identification number
J = estimated
LOQ = limit of quantifications
MNX = mono-nitroso-RDX
NA = not analyzed
NRL = no reporting limit
Qual = qualifier
RDX = hexahydro-1,3,5-trinitro-1,3,5-triazine
RL = reporting limit
U = nondetect

TABLE E.1.1-14
CORNHUSKER ARMY AMMUNITION PLANT
WELL G0024-EXPLOSIVES

FIELD ID			G0024			G0024			G0024			G0024			G0024			G0024			G0024		
METHOD	Maximum	Detection	6N			3S			6N			3S			6N			3S			6N		
COLLECT DATE	Detection	Frequency	2/10/1984			11/2/1983			11/2/1983			1/15/1983			1/15/1983			1/6/1982			1/6/1982		
			Result	RL	Qual	Result	RL	Qual	Result	RL	Qual	Result	RL	Qual	Result	RL	Qual	Result	RL	Qual	Result	RL	Qual
EXPLOSIVES (µg/L)																							
1,3,5-Trinitrobenzene	1.3	7 / 46	<	1.08	U		NA		<	3.5	U		NA		<	1.9	U		NA		<	1.9	U
1,3-Dinitrobenzene	-	0 / 36	<	1.24	U		NA		<	3.9	U		NA		<	2.2	U		NA		<	2.2	U
2,4,6-Trinitrotoluene	323	39 / 46	2.10	NRL			NA		11.7	NRL			NA		16.0	NRL			NA		323	NRL	
2,4-Dinitrotoluene	0.563	2 / 46	<	0.62	U		NA		<	1.9	U		NA		<	0.9	U		NA		<	0.9	U
2,6-Dinitrotoluene	-	0 / 46	<	1.58	U		NA		<	4.2	U		NA		<	0.68	U		NA		<	0.68	U
2-Amino-4,6-dinitrotoluene	11.1	24 / 27		NA			NA			NA			NA			NA			NA			NA	
2-Nitrotoluene	0.34 J	1 / 23		NA			NA			NA			NA			NA			NA			NA	
3-Nitrotoluene	-	0 / 23		NA			NA			NA			NA			NA			NA			NA	
4-Amino-2,6-dinitrotoluene	14	21 / 24		NA			NA			NA			NA			NA			NA			NA	
4-Nitrotoluene	-	0 / 23		NA			NA			NA			NA			NA			NA			NA	
HMX	8.62	24 / 31		NA			NA			NA			NA			NA			NA			NA	
MNX	3.9 J	2 / 15		NA			NA			NA			NA			NA			NA			NA	
Nitrobenzene	-	0 / 36	<	1.36	U		NA		<	4.8	U		NA		<	2.1	U		NA		<	2.1	U
RDX	180	40 / 46		NA		171	NRL			NA		180	NRL			NA		150	NRL			NA	
Tetryl	-	0 / 28		NA			NA			NA			NA			NA			NA			NA	

Notes:
< = less than reporting limit
µg/L = micrograms per liter
HMX = octahydro-1,3,5,7-tetranitro-1,3,5,7-tetrazocine
ID = identification number
J = estimated
LOQ = limit of quantifications
MNX = mono-nitroso-RDX
NA = not analyzed
NRL = no reporting limit
Qual = qualifier
RDX = hexahydro-1,3,5-trinitro-1,3,5-triazine
RL = reporting limit
U = nondetect

TABLE E.1.1-15
CORNHUSKER ARMY AMMUNITION PLANT
WELL G0025-EXPLOSIVES

FIELD ID			G0025			G0025			G0025			G0025			G0025			G0025			G0025		
METHOD	Maximum	Detection	SW846 M8330			SW846 M8330			SW846 M8330			SW846 M8330			SW846 M8330			SW846 M8330			SW846 M8330		
COLLECT DATE	Detection	Frequency	None			3/11/2013			3/5/2012			None			3/12/2007			3/13/2006			3/15/2005		
			Result	RL	Qual	Result	RL	Qual	Result	RL	Qual	Result	RL	Qual	Result	RL	Qual	Result	RL	Qual	Result	RL	Qual
EXPLOSIVES (µg/L)																							
1,3,5-Trinitrobenzene	-	0 / 14				<	0.8	U	<	0.8	U				<	0.51	U	<	0.48	U	<	0.48	U
1,3-Dinitrobenzene	-	0 / 14				<	0.8	U	<	0.8	U				<	0.51	U	<	0.48	U	<	0.48	U
2,4,6-Trinitrotoluene	-	0 / 14				<	0.8	U	<	0.8	U				<	0.51	U	<	0.48	U	<	0.48	U
2,4-Dinitrotoluene	-	0 / 14				<	0.8	U	<	0.8	U				<	0.51	U	<	0.48	U	<	0.48	U
2,6-Dinitrotoluene	-	0 / 14	**Abandoned**			<	0.8	U	<	0.8	U	**Not Sampled**			<	0.51	U	<	0.48	U	<	0.48	U
2-Amino-4,6-dinitrotoluene	0.709	7 / 13	**2013**			<	0.8	U	0.16	0.8	J	**in 2008, 2009, 2010,**			<	0.51	U	<	0.48	U	<	0.48	U
2-Nitrotoluene	-	0 / 12				<	0.8	U	<	0.8	U	**2011**			<	0.51	U	<	0.48	U	<	0.48	U
3-Nitrotoluene	-	0 / 12				<	0.8	U	<	0.8	U				<	0.51	U	<	0.48	U	<	0.48	U
4-Amino-2,6-dinitrotoluene	0.23 J	1 / 12				<	1.4	U	<	1.4	U				<	0.51	U	<	0.48	U	<	0.48	U
4-Nitrotoluene	-	0 / 12				<	0.8	U	<	0.8	U				<	0.51	U	<	0.48	U	<	0.48	U
HMX	-	0 / 13				<	0.8	U	<	0.8	U				<	0.51	U	<	0.48	U	<	0.48	U
MNX	-	0 / 6				<	0.8	U	<	0.8	U				<	0.51	U	<	0.48	U	<	0.48	U
Nitrobenzene	-	0 / 14				<	0.8	U	<	0.8	U				<	0.51	U	<	0.48	U	<	0.48	U
RDX	-	0 / 14				<	0.8	U	<	0.8	U				<	0.51	U	<	0.48	U	<	0.48	U
Tetryl	-	0 / 12				<	1.6	U	<	0.8	U				<	0.51	U	<	0.48	U	<	0.48	U

Notes:
< = less than reporting limit
µg/L = micrograms per liter
HMX = octahydro-1,3,5,7-tetranitro-1,3,5,7-tetrazocine
ID = identification number
J = estimated
LOQ = limit of quantifications
MNX = mono-nitroso-RDX
NA = not analyzed
NRL = no reporting limit
Qual = qualifier
RDX = hexahydro-1,3,5-trinitro-1,3,5-triazine
RL = reporting limit
U = nondetect

TABLE E.1.1-15
CORNHUSKER ARMY AMMUNITION PLANT
WELL G0025-EXPLOSIVES

FIELD ID			G0025			G0025			G0025			G0025			G0025			G0025			G0025		
METHOD	Maximum	Detection	SW846 M8330			SW846 M8330			SW846 M8330			SW846 M8330			SW846 M8330			SW846 M8330			UW51		
COLLECT DATE	Detection	Frequency	3/15/2004			3/17/2003			3/20/2002			3/21/2001			3/16/2000			3/30/1999			6/26/1998		
			Result	RL	Qual	Result	RL	Qual	Result	RL	Qual	Result	RL	Qual	Result	RL	Qual	Result	RL	Qual	Result	RL	Qual
EXPLOSIVES (µg/L)																							
1,3,5-Trinitrobenzene	-	0 / 14	<	0.24	U	<	0.16	U	<	0.38	U	<	0.8	U	<	0.8	U	<	0.8	U	<	1.00	U
1,3-Dinitrobenzene	-	0 / 14	<	0.24	U	<	0.16	U	<	0.25	U	<	0.8	U	<	0.8	U	<	0.8	U	<	0.500	U
2,4,6-Trinitrotoluene	-	0 / 14	<	0.24	U	<	0.16	U	<	0.32	U	<	0.8	U	<	1.5	U	<	0.8	U	<	1.00	U
2,4-Dinitrotoluene	-	0 / 14	<	0.46	U	<	0.31	U	<	0.25	U	<	0.8	U	<	1.1	U	<	0.8	U	<	0.500	U
2,6-Dinitrotoluene	-	0 / 14	<	0.46	U	<	0.31	U	<	0.98	U	<	0.8	U	<	1.1	U	<	0.8	U	<	0.500	U
2-Amino-4,6-dinitrotoluene	0.709	7 / 13	0.3	0.46	J	0.35	0.31		0.36	0.40	J	0.2	0.8	J	<	1	U	0.281	0.8	J	<	0.500	U
2-Nitrotoluene	-	0 / 12	<	0.46	U	<	0.31	U	<	0.78	U	<	0.8	U	<	1.1	U	<	0.8	U	<	1.00	U
3-Nitrotoluene	-	0 / 12	<	0.46	U	<	0.31	U	<	0.49	U	<	0.8	U	<	1.1	U	<	0.8	U	<	1.00	U
4-Amino-2,6-dinitrotoluene	0.23 J	1 / 12	0.23	0.46	J	<	0.31	U	<	0.67	U	<	0.8	U	<	1	U	<	0.8	U	<	1.00	U
4-Nitrotoluene	-	0 / 12	<	0.75	U	<	0.5	U	<	1.6	U	<	0.8	U	<	1.1	U	<	0.8	U	<	1.00	U
HMX	-	0 / 13	<	0.58	U	<	0.39	U	<	1.1	U	<	1	U	<	0.8	U	<	0.8	U	<	0.500	U
MNX	-	0 / 6	<	0.24	U		NA			NA			NA			NA			NA			NA	
Nitrobenzene	-	0 / 14	<	0.24	U	<	0.16	U	<	0.44	U	<	0.8	U	<	0.8	U	<	0.8	U	<	0.500	U
RDX	-	0 / 14	<	0.24	U	<	0.16	U	<	0.63	U	<	0.8	U	<	0.8	U	<	0.8	U	<	1.00	U
Tetryl	-	0 / 12	<	0.46	U	<	0.31	U	<	1.0	U	<	0.8	U	<	1.3	U	<	0.8	U	<	0.500	U

Notes:
< = less than reporting limit
µg/L = micrograms per liter
HMX = octahydro-1,3,5,7-tetranitro-1,3,5,7-tetrazocine
ID = identification number
J = estimated
LOQ = limit of quantifications
MNX = mono-nitroso-RDX
NA = not analyzed
NRL = no reporting limit
Qual = qualifier
RDX = hexahydro-1,3,5-trinitro-1,3,5-triazine
RL = reporting limit
U = nondetect

TABLE E.1.1-15
CORNHUSKER ARMY AMMUNITION PLANT
WELL G0025-EXPLOSIVES

FIELD ID			G0025			G0025		
METHOD	Maximum	Detection	UW32			6N		
COLLECT DATE	Detection	Frequency	8/19/1992			1/6/1982		
			Result	RL	Qual	Result	RL	Qual
EXPLOSIVES (µg/L)								
1,3,5-Trinitrobenzene	-	0 / 14	<	0.449	U	<	1.9	U
1,3-Dinitrobenzene	-	0 / 14	<	0.611	U	<	2.2	U
2,4,6-Trinitrotoluene	-	0 / 14	<	0.635	U	<	1.2	U
2,4-Dinitrotoluene	-	0 / 14	<	0.064	U	<	0.9	U
2,6-Dinitrotoluene	-	0 / 14	<	0.074	U	<	0.68	U
2-Amino-4,6-dinitrotoluene	0.709	7 / 13	0.709	NRL			NA	
2-Nitrotoluene	-	0 / 12		NA			NA	
3-Nitrotoluene	-	0 / 12		NA			NA	
4-Amino-2,6-dinitrotoluene	0.23 J	1 / 12		NA			NA	
4-Nitrotoluene	-	0 / 12		NA			NA	
HMX	-	0 / 13	<	1.210	U		NA	
MNX	-	0 / 6		NA			NA	
Nitrobenzene	-	0 / 14	<	0.645	U	<	2.1	U
RDX	-	0 / 14	<	1.170	U	<	9.6	U
Tetryl	-	0 / 12		NA			NA	

Notes:
< = less than reporting limit
µg/L = micrograms per liter
HMX = octahydro-1,3,5,7-tetranitro-1,3,5,7-tetrazocine
ID = identification number
J = estimated
LOQ = limit of quantifications
MNX = mono-nitroso-RDX
NA = not analyzed
NRL = no reporting limit
Qual = qualifier
RDX = hexahydro-1,3,5-trinitro-1,3,5-triazine
RL = reporting limit
U = nondetect

TABLE E.1.1-16
CORNHUSKER ARMY AMMUNITION PLANT
WELL G0026-EXPLOSIVES

FIELD ID			G0026			G0026			G0026			G0026			G0026			G0026			G0026		
METHOD	Maximum	Detection	SW846 M8330			SW846 M8330			SW846 M8330			SW846 M8330			SW846 M8330			SW846 M8330			SW846 M8330		
COLLECT DATE	Detection	Frequency	None			3/2/2010			3/9/2009			3/13/2008			3/13/2007			3/27/2006			3/22/2005		
			Result	RL	Qual	Result	RL	Qual	Result	RL	Qual	Result	RL	Qual	Result	RL	Qual	Result	RL	Qual	Result	RL	Qual
EXPLOSIVES (µg/L)																							
1,3,5-Trinitrobenzene	-	0 / 18				<	1	U	<	0.48	U	<	0.48	U	<	0.50	U	<	0.48	U	<	0.48	U
1,3-Dinitrobenzene	-	0 / 18				<	0.4	U	<	0.48	U	<	0.48	U	<	0.50	U	<	0.48	U	<	0.48	U
2,4,6-Trinitrotoluene	-	0 / 18				<	0.4	U	<	0.48	U	<	0.48	U	<	0.50	U	<	0.48	U	<	0.48	U
2,4-Dinitrotoluene	-	0 / 18				<	0.4	U	<	0.48	U	<	0.48	U	<	0.50	U	<	0.48	U	<	0.48	U
2,6-Dinitrotoluene	-	0 / 18	**Abandoned**			<	0.2	U	<	0.48	U	<	0.48	U	<	0.50	U	<	0.48	U	<	0.48	U
2-Amino-4,6-dinitrotoluene	-	0 / 17	**2010**			<	0.2	U	<	0.48	U	<	0.48	U	<	0.50	U	<	0.48	U	<	0.48	U
2-Nitrotoluene	-	0 / 14				<	0.4	U	<	0.48	U	<	0.48	U	<	0.50	U	<	0.48	U	<	0.48	U
3-Nitrotoluene	-	0 / 14				<	0.4	U	<	0.48	U	<	0.48	U	<	0.50	U	<	0.48	U	<	0.48	U
4-Amino-2,6-dinitrotoluene	-	0 / 14				<	0.2	U	<	0.48	U	<	0.48	U	<	0.50	U	<	0.48	U	<	0.48	U
4-Nitrotoluene	-	0 / 14				<	1	U	<	0.48	U	<	0.48	U	<	0.50	U	<	0.48	U	<	0.48	U
HMX	-	0 / 17				<	0.4	U	<	0.48	U	<	0.48	U	<	0.50	U	<	0.48	U	<	0.48	U
MNX	-	0 / 7				<	2	U	<	0.48	U	<	0.48	U	<	0.50	U	<	0.48	U	<	0.48	U
Nitrobenzene	-	0 / 18				<	0.4	U	<	0.48	U	<	0.48	U	<	0.50	U	<	0.48	U	<	0.48	U
RDX	-	0 / 18				<	0.2	U	<	0.48	U	<	0.48	U	<	0.50	U	<	0.48	U	<	0.48	U
Tetryl	-	0 / 16				<	0.24	U	<	0.48	U	<	0.48	U	<	0.50	U	<	0.48	U	<	0.48	U

Notes:
< = less than reporting limit
µg/L = micrograms per liter
HMX = octahydro-1,3,5,7-tetranitro-1,3,5,7-tetrazocine
ID = identification number
J = estimated
LOQ = limit of quantifications
MNX = mono-nitroso-RDX
NA = not analyzed
NRL = no reporting limit
Qual = qualifier
RDX = hexahydro-1,3,5-trinitro-1,3,5-triazine
RL = reporting limit
U = nondetect

TABLE E.1.1-16
CORNHUSKER ARMY AMMUNITION PLANT
WELL G0026-EXPLOSIVES

FIELD ID			G0026			G0026			G0026			G0026			G0026			G0026			G0026		
METHOD	Maximum	Detection	SW846 M8330			SW846 M8330			SW846 M8330			SW846 M8330			SW846 M8330			SW846 M8330			UW51		
COLLECT DATE	Detection	Frequency	3/23/2004			3/21/2003			3/22/2002			3/28/2001			3/13/2000			3/29/1999			6/24/1998		
			Result	RL	Qual	Result	RL	Qual	Result	RL	Qual	Result	RL	Qual	Result	RL	Qual	Result	RL	Qual	Result	RL	Qual
EXPLOSIVES (µg/L)																							
1,3,5-Trinitrobenzene	-	0 / 18	<	0.24	U	<	0.27	U	<	0.44	U	<	0.8	U	<	0.8	U	<	0.8	U	<	1.00	U
1,3-Dinitrobenzene	-	0 / 18	<	0.24	U	<	0.27	U	<	0.29	U	<	0.8	U	<	0.8	U	<	0.8	U	<	0.500	U
2,4,6-Trinitrotoluene	-	0 / 18	<	0.24	U	<	0.27	U	<	0.37	U	<	0.8	U	<	1.5	U	<	0.8	U	<	1.00	U
2,4-Dinitrotoluene	-	0 / 18	<	0.46	U	<	0.52	U	<	0.29	U	<	0.8	U	<	1.1	U	<	0.8	U	<	0.500	U
2,6-Dinitrotoluene	-	0 / 18	<	0.46	U	<	0.52	U	<	1.1	U	<	0.8	U	<	1.1	U	<	0.8	U	<	0.500	U
2-Amino-4,6-dinitrotoluene	-	0 / 17	<	0.46	U	<	0.52	U	<	0.46	U	<	0.8	U	<	1	U	<	0.8	U	<	0.500	U
2-Nitrotoluene	-	0 / 14	<	0.46	U	<	0.52	U	<	0.90	U	<	0.8	U	<	1.1	U	<	0.8	U	<	1.00	U
3-Nitrotoluene	-	0 / 14	<	0.46	U	<	0.52	U	<	0.57	U	<	0.8	U	<	1.1	U	<	0.8	U	<	1.00	U
4-Amino-2,6-dinitrotoluene	-	0 / 14	<	0.46	U	<	0.52	U	<	0.77	U	<	0.8	U	<	1	U	<	0.8	U	<	1.00	U
4-Nitrotoluene	-	0 / 14	<	0.75	U	<	0.83	U	<	1.8	U	<	0.8	U	<	1.1	U	<	0.8	U	<	1.00	U
HMX	-	0 / 17	<	0.58	U	<	0.65	U	<	1.2	U	<	1	U	<	0.8	U	<	0.8	U	<	0.500	U
MNX	-	0 / 7	<	0.24	U		NA			NA			NA			NA			NA			NA	
Nitrobenzene	-	0 / 18	<	0.24	U	<	0.27	U	<	0.51	U	<	0.8	U	<	0.8	U	<	0.8	U	<	0.500	U
RDX	-	0 / 18	<	0.24	U	<	0.27	U	<	0.73	U	<	0.8	U	<	0.8	U	<	0.8	U	<	1.00	U
Tetryl	-	0 / 16	<	0.46	U	<	0.52	U	<	1.2	U	<	0.8	U	<	1.3	U	<	0.8	U	<	0.500	U

Notes:
< = less than reporting limit
µg/L = micrograms per liter
HMX = octahydro-1,3,5,7-tetranitro-1,3,5,7-tetrazocine
ID = identification number
J = estimated
LOQ = limit of quantifications
MNX = mono-nitroso-RDX
NA = not analyzed
NRL = no reporting limit
Qual = qualifier
RDX = hexahydro-1,3,5-trinitro-1,3,5-triazine
RL = reporting limit
U = nondetect

TABLE E.1.1-16
CORNHUSKER ARMY AMMUNITION PLANT
WELL G0026-EXPLOSIVES

FIELD ID			G0026			G0026			G0026			G0026			G0026		
METHOD	Maximum	Detection	UW51			UW33			UW33			UW32			6N		
COLLECT DATE	Detection	Frequency	10/4/1997			7/13/1994			6/20/1994			8/25/1992			1/8/1982		
			Result	RL	Qual	Result	RL	Qual	Result	RL	Qual	Result	RL	Qual	Result	RL	Qual
EXPLOSIVES (µg/L)																	
1,3,5-Trinitrobenzene	-	0 / 18	<	0.125	U	<	0.425	U	<	0.425	U	<	0.449	U	<	1.9	U
1,3-Dinitrobenzene	-	0 / 18	<	0.989	U	<	0.549	U	<	0.549	U	<	0.611	U	<	2.2	U
2,4,6-Trinitrotoluene	-	0 / 18	<	0.29	U	<	0.451	U	<	0.451	U	<	0.635	U	<	1.2	U
2,4-Dinitrotoluene	-	0 / 18	<	0.233	U	<	0.26	U	<	0.26	U	<	0.064	U	<	0.9	U
2,6-Dinitrotoluene	-	0 / 18	<	0.2	U	<	0.26	U	<	0.26	U	<	0.074	U	<	0.68	U
2-Amino-4,6-dinitrotoluene	-	0 / 17	<	0.173	U	<	0.244	U	<	0.244	U	<	0.158	U		NA	
2-Nitrotoluene	-	0 / 14	<	0.319	U		NA			NA			NA			NA	
3-Nitrotoluene	-	0 / 14	<	0.514	U		NA			NA			NA			NA	
4-Amino-2,6-dinitrotoluene	-	0 / 14	<	0.309	U		NA			NA			NA			NA	
4-Nitrotoluene	-	0 / 14	<	0.368	U		NA			NA			NA			NA	
HMX	-	0 / 17	<	0.16	U	<	0.563	U	<	0.563	U	<	1.21	U		NA	
MNX	-	0 / 7		NA			NA			NA			NA			NA	
Nitrobenzene	-	0 / 18	<	0.231	U	<	0.817	U	<	0.817	U	<	0.645	U	<	2.1	U
RDX	-	0 / 18	<	0.558	U	<	0.412	U	<	0.412	U	<	1.17	U	<	9.6	U
Tetryl	-	0 / 16	<	0.253	U	<	1.18	U	<	1.18	U		NA			NA	

Notes:
< = less than reporting limit
µg/L = micrograms per liter
HMX = octahydro-1,3,5,7-tetranitro-1,3,5,7-tetrazocine
ID = identification number
J = estimated
LOQ = limit of quantifications
MNX = mono-nitroso-RDX
NA = not analyzed
NRL = no reporting limit
Qual = qualifier
RDX = hexahydro-1,3,5-trinitro-1,3,5-triazine
RL = reporting limit
U = nondetect

TABLE E.1.1-17
CORNHUSKER ARMY AMMUNITION PLANT
WELL G0027-EXPLOSIVES

FIELD ID			G0027			G0027			G0027			G0027			G0027			G0027			G0027		
METHOD	Maximum	Detection	SW846 M8330			SW846 M8330			SW846 M8330			SW846 M8330			SW846 M8330			SW846 M8330			SW846 M8330		
COLLECT DATE	Detection	Frequency	None			3/2/2010			3/9/2009			3/13/2008			3/13/2007			3/27/2006			3/22/2005		
			Result	RL	Qual	Result	RL	Qual	Result	RL	Qual	Result	RL	Qual	Result	RL	Qual	Result	RL	Qual	Result	RL	Qual
EXPLOSIVES (µg/L)																							
1,3,5-Trinitrobenzene	-	0 / 17				<	1	U	<	0.48	U	<	0.48	U	<	0.50	U	<	0.48	U	<	0.48	U
1,3-Dinitrobenzene	-	0 / 17				<	0.4	U	<	0.48	U	<	0.48	U	<	0.50	U	<	0.48	U	<	0.48	U
2,4,6-Trinitrotoluene	-	0 / 17				<	0.4	U	<	0.48	U	<	0.48	U	<	0.50	U	<	0.48	U	<	0.48	U
2,4-Dinitrotoluene	-	0 / 17				<	0.4	U	<	0.48	U	<	0.48	U	<	0.50	U	<	0.48	U	<	0.48	U
2,6-Dinitrotoluene	-	0 / 17	**Abandoned**			<	0.2	U	<	0.48	U	<	0.48	U	<	0.50	U	<	0.48	U	<	0.48	U
2-Amino-4,6-dinitrotoluene	-	0 / 16	**2010**			<	0.2	U	<	0.48	U	<	0.48	U	<	0.50	U	<	0.48	U	<	0.48	U
2-Nitrotoluene	-	0 / 13				<	0.4	U	<	0.48	U	<	0.48	U	<	0.50	U	<	0.48	U	<	0.48	U
3-Nitrotoluene	-	0 / 13				<	0.4	U	<	0.48	U	<	0.48	U	<	0.50	U	<	0.48	U	<	0.48	U
4-Amino-2,6-dinitrotoluene	-	0 / 13				<	0.2	U	<	0.48	U	<	0.48	U	<	0.50	U	<	0.48	U	<	0.48	U
4-Nitrotoluene	-	0 / 13				<	1	U	<	0.48	U	<	0.48	U	<	0.50	U	<	0.48	U	<	0.48	U
HMX	-	0 / 16				<	0.4	U	<	0.48	U	<	0.48	U	<	0.50	U	<	0.48	U	<	0.48	U
MNX	-	0 / 7				<	2	U	<	0.48	U	<	0.48	U	<	0.50	U	<	0.48	U	<	0.48	U
Nitrobenzene	-	0 / 17				<	0.4	U	<	0.48	U	<	0.48	U	<	0.50	U	<	0.48	U	<	0.48	U
RDX	-	0 / 17				<	0.2	U	<	0.48	U	<	0.48	U	<	0.50	U	<	0.48	U	<	0.48	U
Tetryl	-	0 / 15				<	0.24	U	<	0.48	U	<	0.48	U	<	0.50	U	<	0.48	U	<	0.48	U

Notes:
< = less than reporting limit
µg/L = micrograms per liter
HMX = octahydro-1,3,5,7-tetranitro-1,3,5,7-tetrazocine
ID = identification number
J = estimated
LOQ = limit of quantifications
MNX = mono-nitroso-RDX
NA = not analyzed
NRL = no reporting limit
Qual = qualifier
RDX = hexahydro-1,3,5-trinitro-1,3,5-triazine
RL = reporting limit
U = nondetect

TABLE E.1.1-17
CORNHUSKER ARMY AMMUNITION PLANT
WELL G0027-EXPLOSIVES

FIELD ID			G0027			G0027			G0027			G0027			G0027			G0027			G0027		
METHOD	Maximum	Detection	SW846 M8330			SW846 M8330			SW846 M8330			SW846 M8330			SW846 M8330			SW846 M8330			UW51		
COLLECT DATE	Detection	Frequency	3/23/2004			3/21/2003			3/22/2002			3/28/2001			3/13/2000			3/29/1999			6/24/1998		
			Result	RL	Qual	Result	RL	Qual	Result	RL	Qual	Result	RL	Qual	Result	RL	Qual	Result	RL	Qual	Result	RL	Qual
EXPLOSIVES (µg/L)																							
1,3,5-Trinitrobenzene	-	0 / 17	<	0.17	U	<	0.25	U	<	0.44	U	<	0.8	U	<	0.8	U	<	0.8	U	<	1.00	UJ
1,3-Dinitrobenzene	-	0 / 17	<	0.17	U	<	0.25	U	<	0.30	U	<	0.8	U	<	0.8	U	<	0.8	U	<	0.500	UJ
2,4,6-Trinitrotoluene	-	0 / 17	<	0.17	U	<	0.25	U	<	0.37	U	<	0.8	U	<	1.5	U	<	0.8	U	<	1.00	UJ
2,4-Dinitrotoluene	-	0 / 17	<	0.33	U	<	0.48	U	<	0.30	U	<	0.8	U	<	1.1	U	<	0.8	U	<	0.500	UJ
2,6-Dinitrotoluene	-	0 / 17	<	0.33	U	<	0.48	U	<	1.1	U	<	0.8	U	<	1.1	U	<	0.8	U	<	0.500	UJ
2-Amino-4,6-dinitrotoluene	-	0 / 16	<	0.33	U	<	0.48	U	<	0.46	U	<	0.8	U	<	1	U	<	0.8	U	<	0.500	UJ
2-Nitrotoluene	-	0 / 13	<	0.33	U	<	0.48	U	<	0.91	U	<	0.8	U	<	1.1	U	<	0.8	U	<	1.00	UJ
3-Nitrotoluene	-	0 / 13	<	0.33	U	<	0.48	U	<	0.57	U	<	0.8	U	<	1.1	U	<	0.8	U	<	1.00	UJ
4-Amino-2,6-dinitrotoluene	-	0 / 13	<	0.33	U	<	0.48	U	<	0.78	U	<	0.8	U	<	1	U	<	0.8	U	<	1.00	UJ
4-Nitrotoluene	-	0 / 13	<	0.53	U	<	0.77	U	<	1.9	U	<	0.8	U	<	1.1	U	<	0.8	U	<	1.00	UJ
HMX	-	0 / 16	<	0.41	U	<	0.6	U	<	1.3	U	<	1	U	<	0.8	U	<	0.8	U	<	0.500	UJ
MNX	-	0 / 7	<	0.17	U		NA			NA			NA			NA			NA			NA	
Nitrobenzene	-	0 / 17	<	0.17	U	<	0.25	U	<	0.52	U	<	0.8	U	<	0.8	U	<	0.8	U	<	0.500	UJ
RDX	-	0 / 17	<	0.17	U	<	0.25	U	<	0.74	U	<	0.8	U	<	0.8	U	<	0.8	U	<	1.00	UJ
Tetryl	-	0 / 15	<	0.33	U	<	0.48	U	<	1.2	U	<	0.8	U	<	1.3	U	<	0.8	U	<	0.500	UJ

Notes:
< = less than reporting limit
µg/L = micrograms per liter
HMX = octahydro-1,3,5,7-tetranitro-1,3,5,7-tetrazocine
ID = identification number
J = estimated
LOQ = limit of quantifications
MNX = mono-nitroso-RDX
NA = not analyzed
NRL = no reporting limit
Qual = qualifier
RDX = hexahydro-1,3,5-trinitro-1,3,5-triazine
RL = reporting limit
U = nondetect

TABLE E.1.1-17
CORNHUSKER ARMY AMMUNITION PLANT
WELL G0027-EXPLOSIVES

FIELD ID			G0027			G0027			G0027			G0027		
METHOD	Maximum	Detection	UW33			UW33			UW32			6N		
COLLECT DATE	Detection	Frequency	7/13/1994			6/21/1994			8/25/1992			1/8/1982		
			Result	RL	Qual	Result	RL	Qual	Result	RL	Qual	Result	RL	Qual
EXPLOSIVES (µg/L)														
1,3,5-Trinitrobenzene	-	0 / 17	<	0.425	U	<	0.425	U	<	0.449	U	<	1.9	U
1,3-Dinitrobenzene	-	0 / 17	<	0.549	U	<	0.549	U	<	0.611	U	<	2.2	U
2,4,6-Trinitrotoluene	-	0 / 17	<	0.451	U	<	0.451	U	<	0.635	U	<	1.2	U
2,4-Dinitrotoluene	-	0 / 17	<	0.26	U	<	0.26	U	<	0.064	U	<	0.9	U
2,6-Dinitrotoluene	-	0 / 17	<	0.26	U	<	0.26	U	<	0.074	U	<	0.68	U
2-Amino-4,6-dinitrotoluene	-	0 / 16	<	0.244	U	<	0.244	U	<	0.158	U		NA	
2-Nitrotoluene	-	0 / 13		NA			NA			NA			NA	
3-Nitrotoluene	-	0 / 13		NA			NA			NA			NA	
4-Amino-2,6-dinitrotoluene	-	0 / 13		NA			NA			NA			NA	
4-Nitrotoluene	-	0 / 13		NA			NA			NA			NA	
HMX	-	0 / 16	<	0.563	U	<	0.563	U	<	1.21	U		NA	
MNX	-	0 / 7		NA			NA			NA			NA	
Nitrobenzene	-	0 / 17	<	0.817	U	<	0.817	U	<	0.645	U	<	2.1	U
RDX	-	0 / 17	<	0.412	U	<	0.412	U	<	1.17	U	<	9.6	U
Tetryl	-	0 / 15	<	1.18	U	<	1.18	U		NA			NA	

Notes:
< = less than reporting limit
µg/L = micrograms per liter
HMX = octahydro-1,3,5,7-tetranitro-1,3,5,7-tetrazocine
ID = identification number
J = estimated
LOQ = limit of quantifications
MNX = mono-nitroso-RDX
NA = not analyzed
NRL = no reporting limit
Qual = qualifier
RDX = hexahydro-1,3,5-trinitro-1,3,5-triazine
RL = reporting limit
U = nondetect

TABLE E.1.1-18
CORNHUSKER ARMY AMMUNITION PLANT
WELL G0028-EXPLOSIVES

FIELD ID			G0028			G0028			G0028			G0028			G0028			G0028			G0028		
METHOD	Maximum	Detection	SW846 M8330			SW846 M8330			SW846 M8330			SW846 M8330			SW846 M8330			SW846 M8330			SW846 M8330		
COLLECT DATE	Detection	Frequency	None			None			3/11/2013			3/5/2012			3/7/2011			3/2/2010			3/9/2009		
			Result	RL	Qual	Result	RL	Qual	Result	RL	Qual	Result	RL	Qual	Result	RL	Qual	Result	RL	Qual	Result	RL	Qual
EXPLOSIVES (µg/L)																							
1,3,5-Trinitrobenzene	-	0 / 21							<	0.8	U	<	0.8	U	<	0.8	U	<	1	U	<	0.48	U
1,3-Dinitrobenzene	-	0 / 21							<	0.8	U	<	0.8	U	<	0.8	U	<	0.42	U	<	0.48	U
2,4,6-Trinitrotoluene	-	0 / 21							<	0.8	U	<	0.8	U	<	0.8	U	<	0.42	U	<	0.48	U
2,4-Dinitrotoluene	-	0 / 21							<	0.8	U	<	0.8	U	<	0.8	U	<	0.42	U	<	0.48	U
2,6-Dinitrotoluene	-	0 / 21	**Abandoned**			**Not Sampled**			<	0.8	U	<	0.8	U	<	0.8	U	<	0.21	U	<	0.48	U
2-Amino-4,6-dinitrotoluene	-	0 / 20	**2016**			**in 2014, 2015, 2016**			<	0.8	U	<	0.8	U	<	0.8	U	<	0.21	U	<	0.48	U
2-Nitrotoluene	-	0 / 17							<	0.8	U	<	0.8	U	<	0.8	U	<	0.42	U	<	0.48	U
3-Nitrotoluene	-	0 / 17							<	0.8	U	<	0.8	U	<	0.8	U	<	0.42	U	<	0.48	U
4-Amino-2,6-dinitrotoluene	-	0 / 17							<	1.4	U	<	1.4	U	<	0.8	U	<	0.21	U	<	0.48	U
4-Nitrotoluene	-	0 / 17							<	0.8	U	<	0.8	U	<	0.8	U	<	1	U	<	0.48	U
HMX	0.359	2 / 20							<	0.8	U	<	0.8	U	<	0.8	U	<	0.42	U	<	0.48	U
MNX	-	0 / 10							<	0.8	U	<	0.8	U	<	0.8	U	<	2.1	U	<	0.48	U
Nitrobenzene	-	0 / 21							<	0.8	U	<	0.8	U	<	0.8	U	<	0.42	U	<	0.48	U
RDX	1.59	6 / 21							<	0.8	U	<	0.8	U	<	0.8	U	<	0.21	U	<	0.48	U
Tetryl	-	0 / 19							<	1.6	U	<	0.8	U	<	0.8	U	<	0.25	U	<	0.48	U

Notes:
< = less than reporting limit
µg/L = micrograms per liter
HMX = octahydro-1,3,5,7-tetranitro-1,3,5,7-tetrazocine
ID = identification number
J = estimated
LOQ = limit of quantifications
MNX = mono-nitroso-RDX
NA = not analyzed
NRL = no reporting limit
Qual = qualifier
RDX = hexahydro-1,3,5-trinitro-1,3,5-triazine
RL = reporting limit
U = nondetect

TABLE E.1.1-18
CORNHUSKER ARMY AMMUNITION PLANT
WELL G0028-EXPLOSIVES

FIELD ID			G0028			G0028			G0028			G0028			G0028			G0028			G0028		
METHOD	Maximum	Detection	SW846 M8330			SW846 M8330			SW846 M8330			SW846 M8330			SW846 M8330			SW846 M8330			SW846 M8330		
COLLECT DATE	Detection	Frequency	3/13/2008			3/13/2007			3/27/2006			3/22/2005			3/23/2004			3/20/2003			3/25/2002		
			Result	RL	Qual	Result	RL	Qual	Result	RL	Qual	Result	RL	Qual	Result	RL	Qual	Result	RL	Qual	Result	RL	Qual
EXPLOSIVES (µg/L)																							
1,3,5-Trinitrobenzene	-	0 / 21	<	0.48	U	<	0.48	U	<	0.48	U	<	0.48	U	<	0.21	U	<	0.16	U	<	0.38	U
1,3-Dinitrobenzene	-	0 / 21	<	0.48	U	<	0.48	U	<	0.48	U	<	0.48	U	<	0.21	U	<	0.16	U	<	0.25	UJ
2,4,6-Trinitrotoluene	-	0 / 21	<	0.48	U	<	0.48	U	<	0.48	U	<	0.48	U	<	0.21	U	<	0.16	U	<	0.31	U
2,4-Dinitrotoluene	-	0 / 21	<	0.48	U	<	0.48	U	<	0.48	U	<	0.48	U	<	0.41	U	<	0.31	U	<	0.25	U
2,6-Dinitrotoluene	-	0 / 21	<	0.48	U	<	0.48	U	<	0.48	U	<	0.48	U	<	0.41	U	<	0.31	U	<	0.97	U
2-Amino-4,6-dinitrotoluene	-	0 / 20	<	0.48	U	<	0.48	U	<	0.48	U	<	0.48	U	<	0.41	U	<	0.31	U	<	0.39	U
2-Nitrotoluene	-	0 / 17	<	0.48	U	<	0.48	U	<	0.48	U	<	0.48	U	<	0.41	U	<	0.31	U	<	0.77	U
3-Nitrotoluene	-	0 / 17	<	0.48	U	<	0.48	U	<	0.48	U	<	0.48	U	<	0.41	U	<	0.31	U	<	0.49	U
4-Amino-2,6-dinitrotoluene	-	0 / 17	<	0.48	U	<	0.48	U	<	0.48	U	<	0.48	U	<	0.41	U	<	0.31	U	<	0.66	U
4-Nitrotoluene	-	0 / 17	<	0.48	U	<	0.48	U	<	0.48	U	<	0.48	U	<	0.67	U	<	0.5	U	<	1.6	U
HMX	0.359	2 / 20	<	0.48	U	<	0.48	U	<	0.48	U	<	0.48	U	<	0.52	U	0.26	0.39	J	<	1.1	U
MNX	-	0 / 10	<	0.48	U	<	0.48	U	<	0.48	U	<	0.48	U	<	0.21	U		NA			NA	
Nitrobenzene	-	0 / 21	<	0.48	U	<	0.48	U	<	0.48	U	<	0.48	U	<	0.21	U	<	0.16	U	<	0.44	U
RDX	1.59	6 / 21	<	0.48	U	<	0.48	U	<	0.48	U	<	0.48	U	<	0.21	U	0.44	0.16		<	0.63	U
Tetryl	-	0 / 19	<	0.48	U	<	0.48	U	<	0.48	U	<	0.48	U	<	0.41	U	<	0.31	U	<	1.0	U

Notes:
< = less than reporting limit
µg/L = micrograms per liter
HMX = octahydro-1,3,5,7-tetranitro-1,3,5,7-tetrazocine
ID = identification number
J = estimated
LOQ = limit of quantifications
MNX = mono-nitroso-RDX
NA = not analyzed
NRL = no reporting limit
Qual = qualifier
RDX = hexahydro-1,3,5-trinitro-1,3,5-triazine
RL = reporting limit
U = nondetect

TABLE E.1.1-18
CORNHUSKER ARMY AMMUNITION PLANT
WELL G0028-EXPLOSIVES

FIELD ID			G0028			G0028			G0028			G0028			G0028			G0028			G0028		
METHOD	Maximum	Detection	SW846 M8330			SW846 M8330			SW846 M8330			UW51			UW51			UW33			UW33		
COLLECT DATE	Detection	Frequency	3/30/2001			6/15/2000			3/29/1999			6/24/1998			10/4/1997			7/13/1994			6/22/1994		
			Result	RL	Qual	Result	RL	Qual	Result	RL	Qual	Result	RL	Qual	Result	RL	Qual	Result	RL	Qual	Result	RL	Qual
EXPLOSIVES (µg/L)																							
1,3,5-Trinitrobenzene	-	0 / 21	<	0.8	U	<	0.8	U	<	0.8	U	<	1.00	UJ	<	0.125	U	<	0.425	U	<	0.425	U
1,3-Dinitrobenzene	-	0 / 21	<	0.8	U	<	0.8	U	<	0.8	U	<	0.500	UJ	<	0.989	U	<	0.549	U	<	0.549	U
2,4,6-Trinitrotoluene	-	0 / 21	<	0.8	U	<	1.5	U	<	0.8	U	<	1.00	UJ	<	0.29	U	<	0.451	U	<	0.451	U
2,4-Dinitrotoluene	-	0 / 21	<	0.8	U	<	1.1	U	<	0.8	U	<	0.500	UJ	<	0.233	U	<	0.26	U	<	0.26	U
2,6-Dinitrotoluene	-	0 / 21	<	0.8	U	<	1.1	U	<	0.8	U	<	0.500	UJ	<	0.2	U	<	0.26	U	<	0.26	U
2-Amino-4,6-dinitrotoluene	-	0 / 20	<	0.8	U	<	1	U	<	0.8	U	<	0.500	UJ	<	0.173	U	<	0.244	U	<	0.244	U
2-Nitrotoluene	-	0 / 17	<	0.8	U	<	1.1	U	<	0.8	U	<	1.00	UJ	<	0.319	U		NA			NA	
3-Nitrotoluene	-	0 / 17	<	0.8	U	<	1.1	U	<	0.8	U	<	1.00	UJ	<	0.514	U		NA			NA	
4-Amino-2,6-dinitrotoluene	-	0 / 17	<	0.8	U	<	1	U	<	0.8	U	<	1.00	UJ	<	0.309	U		NA			NA	
4-Nitrotoluene	-	0 / 17	<	0.8	U	<	1.1	U	<	0.8	U	<	1.00	UJ	<	0.368	U		NA			NA	
HMX	0.359	2 / 20	<	1	U	<	0.8	U	<	0.8	U	<	0.500	UJ	0.359	0.16		<	0.563	U	<	0.563	U
MNX	-	0 / 10		NA			NA			NA			NA			NA			NA			NA	
Nitrobenzene	-	0 / 21	<	0.8	U	<	0.8	U	<	0.8	U	<	0.500	UJ	<	0.231	U	<	0.817	U	<	0.817	U
RDX	1.59	6 / 21	0.69	0.8	J	1	0.8		<	0.8	U	<	1.00	UJ	1.42	0.558		1.59	NRL		1.58	NRL	
Tetryl	-	0 / 19	<	0.8	U	<	1.3	U	<	0.8	U	<	0.500	UJ	<	0.253	U	<	1.18	U	<	1.18	U

Notes:
< = less than reporting limit
µg/L = micrograms per liter
HMX = octahydro-1,3,5,7-tetranitro-1,3,5,7-tetrazocine
ID = identification number
J = estimated
LOQ = limit of quantifications
MNX = mono-nitroso-RDX
NA = not analyzed
NRL = no reporting limit
Qual = qualifier
RDX = hexahydro-1,3,5-trinitro-1,3,5-triazine
RL = reporting limit
U = nondetect

TABLE E.1.1-18
CORNHUSKER ARMY AMMUNITION PLANT
WELL G0028-EXPLOSIVES

FIELD ID			G0028			G0028		
METHOD	Maximum	Detection	UW32			6N		
COLLECT DATE	Detection	Frequency	8/26/1992			1/8/1982		
			Result	RL	Qual	Result	RL	Qual
EXPLOSIVES (µg/L)								
1,3,5-Trinitrobenzene	-	0 / 21	<	0.449	U	<	1.9	U
1,3-Dinitrobenzene	-	0 / 21	<	0.611	U	<	2.2	U
2,4,6-Trinitrotoluene	-	0 / 21	<	0.635	U	<	1.2	U
2,4-Dinitrotoluene	-	0 / 21	<	0.064	U	<	0.9	U
2,6-Dinitrotoluene	-	0 / 21	<	0.074	U	<	0.68	U
2-Amino-4,6-dinitrotoluene	-	0 / 20	<	0.158	U		NA	
2-Nitrotoluene	-	0 / 17		NA			NA	
3-Nitrotoluene	-	0 / 17		NA			NA	
4-Amino-2,6-dinitrotoluene	-	0 / 17		NA			NA	
4-Nitrotoluene	-	0 / 17		NA			NA	
HMX	0.359	2 / 20	<	1.21	U		NA	
MNX	-	0 / 10		NA			NA	
Nitrobenzene	-	0 / 21	<	0.645	U	<	2.1	U
RDX	1.59	6 / 21	<	1.17	U	<	9.6	U
Tetryl	-	0 / 19		NA			NA	

Notes:
< = less than reporting limit
µg/L = micrograms per liter
HMX = octahydro-1,3,5,7-tetranitro-1,3,5,7-tetrazocine
ID = identification number
J = estimated
LOQ = limit of quantifications
MNX = mono-nitroso-RDX
NA = not analyzed
NRL = no reporting limit
Qual = qualifier
RDX = hexahydro-1,3,5-trinitro-1,3,5-triazine
RL = reporting limit
U = nondetect

TABLE E.1.1-19
CORNHUSKER ARMY AMMUNITION PLANT
WELL G0029-EXPLOSIVES

FIELD ID			G0029			G0029			G0029			G0029			G0029			G0029			G0029		
METHOD	Maximum	Detection	SW846 M8330			SW846 M8330			SW846 M8330			SW846 M8330			SW846 M8330			SW846 M8330			SW846 M8330		
COLLECT DATE	Detection	Frequency	None			3/23/2005			3/16/2004			3/25/2003			3/20/2002			3/23/2001			3/16/2000		
			Result	RL	Qual	Result	RL	Qual	Result	RL	Qual	Result	RL	Qual	Result	RL	Qual	Result	RL	Qual	Result	RL	Qual
EXPLOSIVES (µg/L)																							
1,3,5-Trinitrobenzene	-	0 / 10				<	0.48	U	<	0.2	U	<	0.22	U	<	0.44	U	<	0.8	U	<	0.8	U
1,3-Dinitrobenzene	-	0 / 10				<	0.48	U	<	0.2	U	<	0.22	U	<	0.30	U	<	0.8	U	<	0.8	U
2,4,6-Trinitrotoluene	-	0 / 10				<	0.48	U	<	0.2	U	<	0.22	U	<	0.37	U	<	0.8	U	<	1.5	U
2,4-Dinitrotoluene	-	0 / 10				<	0.48	U	<	0.39	U	<	0.43	U	<	0.30	U	<	0.8	U	<	1.1	U
2,6-Dinitrotoluene	-	0 / 10	**Abandoned**			<	0.48	U	<	0.39	U	<	0.43	U	<	1.1	U	<	0.8	U	<	1.1	U
2-Amino-4,6-dinitrotoluene	-	0 / 9	**2005**			<	0.48	U	<	0.39	U	<	0.43	U	<	0.46	U	<	0.8	U	<	1	U
2-Nitrotoluene	-	0 / 8				<	0.48	U	<	0.39	U	<	0.43	U	<	0.91	U	<	0.8	U	<	1.1	U
3-Nitrotoluene	-	0 / 8				<	0.48	U	<	0.39	U	<	0.43	U	<	0.57	U	<	0.8	U	<	1.1	U
4-Amino-2,6-dinitrotoluene	-	0 / 8				<	0.48	U	<	0.39	U	<	0.43	U	<	0.78	U	<	0.8	U	<	1	U
4-Nitrotoluene	-	0 / 8				<	0.48	U	<	0.63	U	<	0.7	U	<	1.9	U	<	0.8	U	<	1.1	U
HMX	-	0 / 9				<	0.48	U	<	0.49	U	<	0.55	U	<	1.3	U	<	1	U	<	0.8	U
MNX	-	0 / 2				<	0.48	U	<	0.2	U		NA			NA			NA			NA	
Nitrobenzene	-	0 / 10				<	0.48	U	<	0.2	U	<	0.22	U	<	0.52	U	<	0.8	U	<	0.8	U
RDX	-	0 / 10				<	0.48	U	<	0.2	U	<	0.22	U	<	0.74	U	<	0.8	U	<	0.8	U
Tetryl	-	0 / 8				<	0.48	U	<	0.39	U	<	0.43	U	<	1.2	U	<	0.8	U	<	1.3	U

Notes:
< = less than reporting limit
µg/L = micrograms per liter
HMX = octahydro-1,3,5,7-tetranitro-1,3,5,7-tetrazocine
ID = identification number
J = estimated
LOQ = limit of quantifications
MNX = mono-nitroso-RDX
NA = not analyzed
NRL = no reporting limit
Qual = qualifier
RDX = hexahydro-1,3,5-trinitro-1,3,5-triazine
RL = reporting limit
U = nondetect

TABLE E.1.1-19
CORNHUSKER ARMY AMMUNITION PLANT
WELL G0029-EXPLOSIVES

FIELD ID			G0029			G0029			G0029			G0029		
METHOD	Maximum	Detection	SW846 M8330			UW51			UW32			6N		
COLLECT DATE	Detection	Frequency	3/26/1999			6/25/1998			8/21/1992			1/6/1982		
			Result	RL	Qual	Result	RL	Qual	Result	RL	Qual	Result	RL	Qual
EXPLOSIVES (µg/L)														
1,3,5-Trinitrobenzene	-	0 / 10	<	0.8	U	<	1.00	U	<	0.449	U	<	1.9	U
1,3-Dinitrobenzene	-	0 / 10	<	0.8	U	<	0.500	U	<	0.611	U	<	2.2	U
2,4,6-Trinitrotoluene	-	0 / 10	<	0.8	U	<	1.00	U	<	0.635	U	<	1.2	U
2,4-Dinitrotoluene	-	0 / 10	<	0.8	U	<	0.500	U	<	0.064	U	<	0.9	U
2,6-Dinitrotoluene	-	0 / 10	<	0.8	U	<	0.500	U	<	0.074	U	<	0.68	U
2-Amino-4,6-dinitrotoluene	-	0 / 9	<	0.8	U	<	0.500	U	<	0.158	U		NA	
2-Nitrotoluene	-	0 / 8	<	0.8	U	<	1.00	U		NA			NA	
3-Nitrotoluene	-	0 / 8	<	0.8	U	<	1.00	U		NA			NA	
4-Amino-2,6-dinitrotoluene	-	0 / 8	<	0.8	U	<	1.00	U		NA			NA	
4-Nitrotoluene	-	0 / 8	<	0.8	U	<	1.00	U		NA			NA	
HMX	-	0 / 9	<	0.8	U	<	0.500	U	<	1.21	U		NA	
MNX	-	0 / 2		NA			NA			NA			NA	
Nitrobenzene	-	0 / 10	<	0.8	U	<	0.500	U	<	0.645	U	<	2.1	U
RDX	-	0 / 10	<	0.8	U	<	1.00	U	<	1.17	U	<	9.6	U
Tetryl	-	0 / 8	<	0.8	U	<	0.500	U		NA			NA	

Notes:
< = less than reporting limit
µg/L = micrograms per liter
HMX = octahydro-1,3,5,7-tetranitro-1,3,5,7-tetrazocine
ID = identification number
J = estimated
LOQ = limit of quantifications
MNX = mono-nitroso-RDX
NA = not analyzed
NRL = no reporting limit
Qual = qualifier
RDX = hexahydro-1,3,5-trinitro-1,3,5-triazine
RL = reporting limit
U = nondetect

TABLE E.1.1-20
CORNHUSKER ARMY AMMUNITION PLANT
WELL G0030-EXPLOSIVES

FIELD ID			G0030			G0030			G0030			G0030			G0030			G0030			G0030		
METHOD	Maximum	Detection	SW846 M8330			SW846 M8330			SW846 M8330			SW846 M8330			SW846 M8330			SW846 M8330			SW846 M8330		
COLLECT DATE	Detection	Frequency	None			3/23/2005			3/16/2004			3/25/2003			3/20/2002			3/23/2001			3/16/2000		
			Result	RL	Qual	Result	RL	Qual	Result	RL	Qual	Result	RL	Qual	Result	RL	Qual	Result	RL	Qual	Result	RL	Qual
EXPLOSIVES (µg/L)																							
1,3,5-Trinitrobenzene	-	0 / 11				<	0.48	U	<	0.23	U	<	0.21	U	<	0.48	U	<	0.8	U	<	0.8	U
1,3-Dinitrobenzene	-	0 / 11				<	0.48	U	<	0.23	U	<	0.21	U	<	0.32	U	<	0.8	U	<	0.8	U
2,4,6-Trinitrotoluene	-	0 / 11				<	0.48	U	<	0.23	U	<	0.21	U	<	0.40	U	<	0.8	U	<	1.5	U
2,4-Dinitrotoluene	-	0 / 11				<	0.48	U	<	0.44	U	<	0.41	U	<	0.32	U	<	0.8	U	<	1.1	U
2,6-Dinitrotoluene	-	0 / 11	**Abandoned**			<	0.48	U	<	0.44	U	<	0.41	U	<	1.2	U	<	0.8	U	<	1.1	U
2-Amino-4,6-dinitrotoluene	-	0 / 9	**2005**			<	0.48	U	<	0.44	U	<	0.41	U	<	0.50	U	<	0.8	U	<	1	U
2-Nitrotoluene	-	0 / 8				<	0.48	U	<	0.44	U	<	0.41	U	<	0.98	U	<	0.8	U	<	1.1	U
3-Nitrotoluene	-	0 / 8				<	0.48	U	<	0.44	U	<	0.41	U	<	0.62	U	<	0.8	U	<	1.1	U
4-Amino-2,6-dinitrotoluene	-	0 / 8				<	0.48	U	<	0.44	U	<	0.41	U	<	0.84	U	<	0.8	U	<	1	U
4-Nitrotoluene	-	0 / 8				<	0.48	U	<	0.71	U	<	0.67	U	<	2.0	U	<	0.8	U	<	1.1	U
HMX	-	0 / 10				<	0.48	U	<	0.55	U	<	0.52	U	<	1.4	U	<	1	U	<	0.8	U
MNX	-	0 / 2				<	0.48	U	<	0.23	U		NA			NA			NA			NA	
Nitrobenzene	-	0 / 11				<	0.48	U	<	0.23	U	<	0.21	U	<	0.56	U	<	0.8	U	<	0.8	U
RDX	0.68	1 / 11				<	0.48	U	<	0.23	U	<	0.21	U	<	0.80	U	<	0.8	U	<	0.8	U
Tetryl	-	0 / 8				<	0.48	U	<	0.44	U	<	0.41	U	<	1.3	U	<	0.8	U	<	1.3	U

Notes:
< = less than reporting limit
µg/L = micrograms per liter
HMX = octahydro-1,3,5,7-tetranitro-1,3,5,7-tetrazocine
ID = identification number
J = estimated
LOQ = limit of quantifications
MNX = mono-nitroso-RDX
NA = not analyzed
NRL = no reporting limit
Qual = qualifier
RDX = hexahydro-1,3,5-trinitro-1,3,5-triazine
RL = reporting limit
U = nondetect

TABLE E.1.1-20
CORNHUSKER ARMY AMMUNITION PLANT
WELL G0030-EXPLOSIVES

FIELD ID			G0030			G0030			G0030			G0030			G0030		
METHOD	Maximum	Detection	SW846 M8330			UW51			UW32			UW01			6N		
COLLECT DATE	Detection	Frequency	3/26/1999			6/24/1998			8/23/1992			11/8/1988			1/6/1982		
			Result	RL	Qual	Result	RL	Qual	Result	RL	Qual	Result	RL	Qual	Result	RL	Qual
EXPLOSIVES (µg/L)																	
1,3,5-Trinitrobenzene	-	0 / 11	<	0.8	U	<	1.00	U	<	0.449	U	<	0.56	U	<	1.9	U
1,3-Dinitrobenzene	-	0 / 11	<	0.8	U	<	0.500	U	<	0.611	U	<	0.61	U	<	2.2	U
2,4,6-Trinitrotoluene	-	0 / 11	<	0.8	U	<	1.00	U	<	0.635	U	<	0.78	U	<	1.2	U
2,4-Dinitrotoluene	-	0 / 11	<	0.8	U	<	0.500	U	<	0.064	U	<	0.6	U	<	0.9	U
2,6-Dinitrotoluene	-	0 / 11	<	0.8	U	<	0.500	U	<	0.074	U	<	0.55	U	<	0.68	U
2-Amino-4,6-dinitrotoluene	-	0 / 9	<	0.8	U	<	0.500	U	<	0.158	U		NA			NA	
2-Nitrotoluene	-	0 / 8	<	0.8	U	<	1.00	U		NA			NA			NA	
3-Nitrotoluene	-	0 / 8	<	0.8	U	<	1.00	U		NA			NA			NA	
4-Amino-2,6-dinitrotoluene	-	0 / 8	<	0.8	U	<	1.00	U		NA			NA			NA	
4-Nitrotoluene	-	0 / 8	<	0.8	U	<	1.00	U		NA			NA			NA	
HMX	-	0 / 10	<	0.8	U	<	0.500	U	<	1.21	U	<	1.3	U		NA	
MNX	-	0 / 2		NA			NA			NA			NA			NA	
Nitrobenzene	-	0 / 11	<	0.8	U	<	0.500	U	<	0.645	U	<	1.13	U	<	2.1	U
RDX	0.68	1 / 11	<	0.8	U	<	1.00	U	<	1.17	U	0.68	NRL		<	9.6	U
Tetryl	-	0 / 8	<	0.8	U	<	0.500	U		NA			NA			NA	

Notes:
< = less than reporting limit
µg/L = micrograms per liter
HMX = octahydro-1,3,5,7-tetranitro-1,3,5,7-tetrazocine
ID = identification number
J = estimated
LOQ = limit of quantifications
MNX = mono-nitroso-RDX
NA = not analyzed
NRL = no reporting limit
Qual = qualifier
RDX = hexahydro-1,3,5-trinitro-1,3,5-triazine
RL = reporting limit
U = nondetect

TABLE E.1.1-21
CORNHUSKER ARMY AMMUNITION PLANT
WELL G0031-EXPLOSIVES

FIELD ID			G0031			G0031			G0031			G0031			G0031			G0031			G0031		
METHOD	Maximum	Detection	SW846 M8330			SW846 M8330			SW846 M8330			SW846 M8330			SW846 M8330			SW846 M8330			SW846 M8330		
COLLECT DATE	Detection	Frequency	None			3/22/2005			3/16/2004			3/25/2003			3/20/2002			3/26/2001			3/16/2000		
			Result	RL	Qual	Result	RL	Qual	Result	RL	Qual	Result	RL	Qual	Result	RL	Qual	Result	RL	Qual	Result	RL	Qual
EXPLOSIVES (µg/L)																							
1,3,5-Trinitrobenzene	-	0 / 10				<	0.48	U	<	0.18	U	<	0.27	U	<	0.27	U	<	0.8	U	<	0.8	U
1,3-Dinitrobenzene	-	0 / 10				<	0.48	U	<	0.18	U	<	0.27	U	<	0.18	U	<	0.8	U	<	0.8	U
2,4,6-Trinitrotoluene	-	0 / 10				<	0.48	U	<	0.18	U	<	0.27	U	<	0.22	U	<	0.8	U	<	1.5	U
2,4-Dinitrotoluene	-	0 / 10				<	0.48	U	<	0.35	U	<	0.53	U	<	0.18	U	<	0.8	U	<	1.1	U
2,6-Dinitrotoluene	-	0 / 10	**Abandoned**			<	0.48	U	<	0.35	U	<	0.53	U	<	0.69	U	<	0.8	U	<	1.1	U
2-Amino-4,6-dinitrotoluene	-	0 / 9	**2005**			<	0.48	U	<	0.35	U	<	0.53	U	<	0.28	U	<	0.8	U	<	1	U
2-Nitrotoluene	-	0 / 8				<	0.48	U	<	0.35	U	<	0.53	U	<	0.55	U	<	0.8	U	<	1.1	U
3-Nitrotoluene	-	0 / 8				<	0.48	U	<	0.35	U	<	0.53	U	<	0.35	U	<	0.8	U	<	1.1	U
4-Amino-2,6-dinitrotoluene	-	0 / 8				<	0.48	U	<	0.35	U	<	0.53	U	<	0.47	U	<	0.8	U	<	1	U
4-Nitrotoluene	-	0 / 8				<	0.48	U	<	0.57	U	<	0.85	U	<	1.1	U	<	0.8	U	<	1.1	U
HMX	-	0 / 9				<	0.48	U	<	0.44	U	<	0.66	U	<	0.76	U	<	1	U	<	0.8	U
MNX	-	0 / 2				<	0.48	U	<	0.18	U		NA			NA			NA			NA	
Nitrobenzene	-	0 / 10				<	0.48	U	<	0.18	U	<	0.27	U	<	0.31	U	<	0.8	U	<	0.8	U
RDX	-	0 / 10				<	0.48	U	<	0.18	U	<	0.27	U	<	0.45	U	<	0.8	U	<	0.8	U
Tetryl	-	0 / 8				<	0.48	U	<	0.35	U	<	0.53	U	<	0.74	U	<	0.8	U	<	1.3	U

Notes:
< = less than reporting limit
µg/L = micrograms per liter
HMX = octahydro-1,3,5,7-tetranitro-1,3,5,7-tetrazocine
ID = identification number
J = estimated
LOQ = limit of quantifications
MNX = mono-nitroso-RDX
NA = not analyzed
NRL = no reporting limit
Qual = qualifier
RDX = hexahydro-1,3,5-trinitro-1,3,5-triazine
RL = reporting limit
U = nondetect

TABLE E.1.1-21
CORNHUSKER ARMY AMMUNITION PLANT
WELL G0031-EXPLOSIVES

FIELD ID			G0031			G0031			G0031			G0031		
METHOD	Maximum	Detection	SW846 M8330			UW51			UW32			6N		
COLLECT DATE	Detection	Frequency	3/26/1999			6/25/1998			8/23/1992			1/6/1982		
			Result	RL	Qual	Result	RL	Qual	Result	RL	Qual	Result	RL	Qual
EXPLOSIVES (µg/L)														
1,3,5-Trinitrobenzene	-	0 / 10	<	0.8	U	<	1.00	U	<	0.449	U	<	1.9	U
1,3-Dinitrobenzene	-	0 / 10	<	0.8	U	<	0.500	U	<	0.611	U	<	2.2	U
2,4,6-Trinitrotoluene	-	0 / 10	<	0.8	U	<	1.00	U	<	0.635	U	<	1.2	U
2,4-Dinitrotoluene	-	0 / 10	<	0.8	U	<	0.500	U	<	0.064	U	<	0.9	U
2,6-Dinitrotoluene	-	0 / 10	<	0.8	U	<	0.500	U	<	0.074	U	<	0.68	U
2-Amino-4,6-dinitrotoluene	-	0 / 9	<	0.8	U	<	0.500	U	<	0.158	U		NA	
2-Nitrotoluene	-	0 / 8	<	0.8	U	<	1.00	U		NA			NA	
3-Nitrotoluene	-	0 / 8	<	0.8	U	<	1.00	U		NA			NA	
4-Amino-2,6-dinitrotoluene	-	0 / 8	<	0.8	U	<	1.00	U		NA			NA	
4-Nitrotoluene	-	0 / 8	<	0.8	U	<	1.00	U		NA			NA	
HMX	-	0 / 9	<	0.8	U	<	0.500	U	<	1.21	U		NA	
MNX	-	0 / 2		NA			NA			NA			NA	
Nitrobenzene	-	0 / 10	<	0.8	U	<	0.500	U	<	0.645	U	<	2.1	U
RDX	-	0 / 10	<	0.8	U	<	1.00	U	<	1.17	U	<	9.6	U
Tetryl	-	0 / 8	<	0.8	U	<	0.500	U		NA			NA	

Notes:
< = less than reporting limit
µg/L = micrograms per liter
HMX = octahydro-1,3,5,7-tetranitro-1,3,5,7-tetrazocine
ID = identification number
J = estimated
LOQ = limit of quantifications
MNX = mono-nitroso-RDX
NA = not analyzed
NRL = no reporting limit
Qual = qualifier
RDX = hexahydro-1,3,5-trinitro-1,3,5-triazine
RL = reporting limit
U = nondetect

TABLE E.1.1-22
CORNHUSKER ARMY AMMUNITION PLANT
WELL G0032-EXPLOSIVES

FIELD ID			G0032			G0032			G0032			G0032			G0032			G0032/74			G0032/74		
METHOD	Maximum	Detection	SW846 M8330			SW846 M8330			SW846 M8330			SW846 M8330			SW846 M8330			SW846 M8330			SW846 M8330		
COLLECT DATE	Detection	Frequency	None			3/11/2013			3/5/2012			None			3/13/2007			3/27/2006			3/22/2005		
			Result	RL	Qual	Result	RL	Qual	Result	RL	Qual	Result	RL	Qual	Result	RL	Qual	Result	RL	Qual	Result	RL	Qual
EXPLOSIVES (µg/L)																							
1,3,5-Trinitrobenzene	-	0 / 15				<	0.8	U	<	0.8	U				<	0.50	U	<	0.48	U	<	0.48	U
1,3-Dinitrobenzene	-	0 / 15				<	0.8	U	<	0.8	U				<	0.50	U	<	0.48	U	<	0.48	U
2,4,6-Trinitrotoluene	-	0 / 15				<	0.8	U	<	0.8	U				<	0.50	U	<	0.48	U	<	0.48	U
2,4-Dinitrotoluene	-	0 / 15				<	0.8	U	<	0.8	U				<	0.50	U	<	0.48	U	<	0.48	U
2,6-Dinitrotoluene	-	0 / 15	**Abandoned**			<	0.8	U	<	0.8	U	**Not Sampled**			<	0.50	U	<	0.48	U	<	0.48	U
2-Amino-4,6-dinitrotoluene	-	0 / 14	**2013**			<	0.8	U	<	0.8	U	**in 2008, 2009, 2010,**			<	0.50	U	<	0.48	U	<	0.48	U
2-Nitrotoluene	-	0 / 12				<	0.8	U	<	0.8	U	**2011**			<	0.50	U	<	0.48	U	<	0.48	U
3-Nitrotoluene	-	0 / 12				<	0.8	U	<	0.8	U				<	0.50	U	<	0.48	U	<	0.48	U
4-Amino-2,6-dinitrotoluene	-	0 / 12				<	1.4	U	<	1.4	U				<	0.50	U	<	0.48	U	<	0.48	U
4-Nitrotoluene	-	0 / 12				<	0.8	U	<	0.8	U				<	0.50	U	<	0.48	U	<	0.48	U
HMX	-	0 / 15				<	0.8	U	<	0.8	U				<	0.50	U	<	0.48	U	<	0.48	U
MNX	-	0 / 6				<	0.8	U	<	0.8	U				<	0.50	U	<	0.48	U	<	0.48	U
Nitrobenzene	-	0 / 15				<	0.8	U	<	0.8	U				<	0.50	U	<	0.48	U	<	0.48	U
RDX	-	0 / 16				<	0.8	U	<	0.8	U				<	0.50	U	<	0.48	U	<	0.48	U
Tetryl	-	0 / 12				<	1.6	U	<	0.8	U				<	0.50	U	<	0.48	U	<	0.48	U

Notes:
< = less than reporting limit
µg/L = micrograms per liter
HMX = octahydro-1,3,5,7-tetranitro-1,3,5,7-tetrazocine
ID = identification number
J = estimated
LOQ = limit of quantifications
MNX = mono-nitroso-RDX
NA = not analyzed
NRL = no reporting limit
Qual = qualifier
RDX = hexahydro-1,3,5-trinitro-1,3,5-triazine
RL = reporting limit
U = nondetect

TABLE E.1.1-22
CORNHUSKER ARMY AMMUNITION PLANT
WELL G0032-EXPLOSIVES

FIELD ID			G0032/74			G0032			G0032			G0032			G0032			G0032			G0032		
METHOD	Maximum	Detection	SW846 M8330			SW846 M8330			SW846 M8330			SW846 M8330			SW846 M8330			SW846 M8330			UW51		
COLLECT DATE	Detection	Frequency	3/16/2004			3/20/2003			3/21/2002			3/30/2001			3/13/2000			3/26/1999			6/11/1998		
			Result	RL	Qual	Result	RL	Qual	Result	RL	Qual	Result	RL	Qual	Result	RL	Qual	Result	RL	Qual	Result	RL	Qual
EXPLOSIVES (µg/L)																							
1,3,5-Trinitrobenzene	-	0 / 15	<	0.25	U	<	0.18	U	<	0.34	U	<	0.8	U	<	0.8	U	<	0.8	U	<	1.00	U
1,3-Dinitrobenzene	-	0 / 15	<	0.25	U	<	0.18	U	<	0.22	U	<	0.8	U	<	0.8	U	<	0.8	U	<	0.500	U
2,4,6-Trinitrotoluene	-	0 / 15	<	0.25	U	<	0.18	U	<	0.28	U	<	0.8	U	<	1.5	U	<	0.8	U	<	0.500	U
2,4-Dinitrotoluene	-	0 / 15	<	0.48	U	<	0.36	U	<	0.22	U	<	0.8	U	<	1.1	U	<	0.8	U	<	0.500	U
2,6-Dinitrotoluene	-	0 / 15	<	0.48	U	<	0.36	U	<	0.87	U	<	0.8	U	<	1.1	U	<	0.8	U	<	0.500	U
2-Amino-4,6-dinitrotoluene	-	0 / 14	<	0.48	U	<	0.36	U	<	0.35	U	<	0.8	U	<	1	U	<	0.8	U	<	0.500	U
2-Nitrotoluene	-	0 / 12	<	0.48	U	<	0.36	U	<	0.69	U	<	0.8	U	<	1.1	U	<	0.8	U	<	1.00	U
3-Nitrotoluene	-	0 / 12	<	0.48	U	<	0.36	U	<	0.43	U	<	0.8	U	<	1.1	U	<	0.8	U	<	1.00	U
4-Amino-2,6-dinitrotoluene	-	0 / 12	<	0.48	U	<	0.36	U	<	0.59	U	<	0.8	U	<	1	U	<	0.8	U	<	1.00	U
4-Nitrotoluene	-	0 / 12	<	0.77	U	<	0.58	U	<	1.4	U	<	0.8	U	<	1.1	U	<	0.8	U	<	1.00	U
HMX	-	0 / 15	<	0.6	U	<	0.45	U	<	0.95	U	<	1	U	<	0.8	U	<	0.8	U	<	0.500	U
MNX	-	0 / 6	<	0.25	U		NA			NA			NA			NA			NA			NA	
Nitrobenzene	-	0 / 15	<	0.25	U	<	0.18	U	<	0.39	U	<	0.8	U	<	0.8	U	<	0.8	U	<	0.500	U
RDX	-	0 / 16	<	0.25	U	<	0.18	U	<	0.56	U	<	0.8	U	<	0.8	U	<	0.8	U	<	1.00	U
Tetryl	-	0 / 12	<	0.48	U	<	0.36	U	<	0.92	U	<	0.8	U	<	1.3	U	<	0.8	U	<	0.500	U

Notes:
< = less than reporting limit
µg/L = micrograms per liter
HMX = octahydro-1,3,5,7-tetranitro-1,3,5,7-tetrazocine
ID = identification number
J = estimated
LOQ = limit of quantifications
MNX = mono-nitroso-RDX
NA = not analyzed
NRL = no reporting limit
Qual = qualifier
RDX = hexahydro-1,3,5-trinitro-1,3,5-triazine
RL = reporting limit
U = nondetect

TABLE E.1.1-22
CORNHUSKER ARMY AMMUNITION PLANT
WELL G0032-EXPLOSIVES

FIELD ID			G0032			G0032			G0032			G0032		
METHOD	Maximum	Detection	UW32			UW32			UW01			6N		
COLLECT DATE	Detection	Frequency	10/5/1992			8/18/1992			11/8/1988			1/8/1982		
			Result	RL	Qual	Result	RL	Qual	Result	RL	Qual	Result	RL	Qual
EXPLOSIVES (µg/L)														
1,3,5-Trinitrobenzene	-	0 / 15	<	0.449	U	<	0.449	U		NA		<	1.9	U
1,3-Dinitrobenzene	-	0 / 15	<	0.611	U	<	0.611	U		NA		<	2.2	U
2,4,6-Trinitrotoluene	-	0 / 15	<	0.635	U	<	0.635	U		NA		<	1.2	U
2,4-Dinitrotoluene	-	0 / 15	<	0.064	U	<	0.064	U		NA		<	0.9	U
2,6-Dinitrotoluene	-	0 / 15	<	0.074	U	<	0.074	U		NA		<	0.68	U
2-Amino-4,6-dinitrotoluene	-	0 / 14	<	0.158	U	<	0.158	U		NA			NA	
2-Nitrotoluene	-	0 / 12		NA			NA			NA			NA	
3-Nitrotoluene	-	0 / 12		NA			NA			NA			NA	
4-Amino-2,6-dinitrotoluene	-	0 / 12		NA			NA			NA			NA	
4-Nitrotoluene	-	0 / 12		NA			NA			NA			NA	
HMX	-	0 / 15	<	1.21	U	<	1.21	U	<	1.3	U		NA	
MNX	-	0 / 6		NA			NA			NA			NA	
Nitrobenzene	-	0 / 15	<	0.645	U	<	0.645	U		NA		<	2.1	U
RDX	-	0 / 16	<	1.17	U	<	1.17	U	<	0.63	U	<	9.6	U
Tetryl	-	0 / 12		NA			NA			NA			NA	

Notes:
< = less than reporting limit
µg/L = micrograms per liter
HMX = octahydro-1,3,5,7-tetranitro-1,3,5,7-tetrazocine
ID = identification number
J = estimated
LOQ = limit of quantifications
MNX = mono-nitroso-RDX
NA = not analyzed
NRL = no reporting limit
Qual = qualifier
RDX = hexahydro-1,3,5-trinitro-1,3,5-triazine
RL = reporting limit
U = nondetect

TABLE E.1.1-23
CORNHUSKER ARMY AMMUNITION PLANT
WELL G0033-EXPLOSIVES

FIELD ID			G0033			G0033			G0033			G0033			G0033			G0033			G0033		
METHOD	Maximum	Detection	SW846 M8330			SW846 M8330			SW846 M8330			SW846 M8330			SW846 M8330			SW846 M8330			SW846 M8330		
COLLECT DATE	Detection	Frequency	None			3/11/2013			3/5/2012			None			3/15/2007			3/27/2006			3/22/2005		
			Result	RL	Qual	Result	RL	Qual	Result	RL	Qual	Result	RL	Qual	Result	RL	Qual	Result	RL	Qual	Result	RL	Qual
EXPLOSIVES (µg/L)																							
1,3,5-Trinitrobenzene	-	0 / 17				<	0.8	U	<	0.8	U				<	0.51	U	<	0.48	U	<	0.48	U
1,3-Dinitrobenzene	-	0 / 17				<	0.8	U	<	0.8	U				<	0.51	U	<	0.48	U	<	0.48	U
2,4,6-Trinitrotoluene	-	0 / 17				<	0.8	U	<	0.8	U				<	0.51	U	<	0.48	U	<	0.48	U
2,4-Dinitrotoluene	-	0 / 17				<	0.8	U	<	0.8	U				<	0.51	U	<	0.48	U	<	0.48	U
2,6-Dinitrotoluene	-	0 / 17	**Abandoned**			<	0.8	U	<	0.8	U	**Not Sampled**			<	0.51	U	<	0.48	U	<	0.48	U
2-Amino-4,6-dinitrotoluene	-	0 / 16	**2013**			<	0.8	U	<	0.8	U	**in 2008, 2009, 2010,**			<	0.51	U	<	0.48	U	<	0.48	U
2-Nitrotoluene	-	0 / 12				<	0.8	U	<	0.8	U	**2011**			<	0.51	U	<	0.48	U	<	0.48	U
3-Nitrotoluene	-	0 / 12				<	0.8	U	<	0.8	U				<	0.51	U	<	0.48	U	<	0.48	U
4-Amino-2,6-dinitrotoluene	-	0 / 12				<	1.4	U	<	1.4	U				<	0.51	U	<	0.48	U	<	0.48	U
4-Nitrotoluene	-	0 / 12				<	0.8	U	<	0.8	U				<	0.51	U	<	0.48	U	<	0.48	U
HMX	-	0 / 16				<	0.8	U	<	0.8	U				<	0.51	U	<	0.48	U	<	0.48	U
MNX	-	0 / 6				<	0.8	U	<	0.8	U				<	0.51	U	<	0.48	U	<	0.48	U
Nitrobenzene	-	0 / 17				<	0.8	U	<	0.8	U				<	0.51	U	<	0.48	U	<	0.48	U
RDX	-	0 / 17				<	0.8	U	<	0.8	U				<	0.51	U	<	0.48	U	<	0.48	U
Tetryl	-	0 / 14				<	1.6	U	<	0.8	U				<	0.51	U	<	0.48	U	<	0.48	U

Notes:
< = less than reporting limit
µg/L = micrograms per liter
HMX = octahydro-1,3,5,7-tetranitro-1,3,5,7-tetrazocine
ID = identification number
J = estimated
LOQ = limit of quantifications
MNX = mono-nitroso-RDX
NA = not analyzed
NRL = no reporting limit
Qual = qualifier
RDX = hexahydro-1,3,5-trinitro-1,3,5-triazine
RL = reporting limit
U = nondetect

TABLE E.1.1-23
CORNHUSKER ARMY AMMUNITION PLANT
WELL G0033-EXPLOSIVES

FIELD ID			G0033			G0033			G0033			G0033			G0033			G0033			G0033		
METHOD	Maximum	Detection	SW846 M8330			SW846 M8330			SW846 M8330			SW846 M8330			SW846 M8330			SW846 M8330			UW51		
COLLECT DATE	Detection	Frequency	3/16/2004			3/20/2003			3/20/2002			3/30/2001			3/14/2000			3/26/1999			6/11/1998		
			Result	RL	Qual	Result	RL	Qual	Result	RL	Qual	Result	RL	Qual	Result	RL	Qual	Result	RL	Qual	Result	RL	Qual
EXPLOSIVES (µg/L)																							
1,3,5-Trinitrobenzene	-	0 / 17	<	0.24	U	<	0.22	U	<	0.59	U	<	0.8	U	<	0.8	U	<	0.8	U	<	1.00	U
1,3-Dinitrobenzene	-	0 / 17	<	0.24	U	<	0.22	U	<	0.39	U	<	0.8	U	<	0.8	U	<	0.8	U	<	0.500	U
2,4,6-Trinitrotoluene	-	0 / 17	<	0.24	U	<	0.22	U	<	0.64	U	<	0.8	U	<	1.5	U	<	0.8	U	<	0.500	U
2,4-Dinitrotoluene	-	0 / 17	<	0.46	U	<	0.42	U	<	0.39	U	<	0.8	U	<	1.1	U	<	0.8	U	<	0.500	U
2,6-Dinitrotoluene	-	0 / 17	<	0.46	U	<	0.42	U	<	1.5	U	<	0.8	U	<	1.1	U	<	0.8	U	<	0.500	U
2-Amino-4,6-dinitrotoluene	-	0 / 16	<	0.46	U	<	0.42	U	<	0.62	U	<	0.8	U	<	1	U	<	0.8	U	<	0.500	U
2-Nitrotoluene	-	0 / 12	<	0.46	U	<	0.42	U	<	1.2	U	<	0.8	U	<	1.1	U	<	0.8	U	<	1.00	U
3-Nitrotoluene	-	0 / 12	<	0.46	U	<	0.42	U	<	0.76	U	<	0.8	U	<	1.1	U	<	0.8	U	<	1.00	U
4-Amino-2,6-dinitrotoluene	-	0 / 12	<	0.46	U	<	0.42	U	<	1.0	U	<	0.8	U	<	1	U	<	0.8	U	<	1.00	U
4-Nitrotoluene	-	0 / 12	<	0.75	U	<	0.68	U	<	2.5	U	<	0.8	U	<	1.1	U	<	0.8	U	<	1.00	U
HMX	-	0 / 16	<	0.58	U	<	0.53	U	<	1.7	U	<	1	U	<	0.8	U	<	0.8	U	<	0.500	U
MNX	-	0 / 6	<	0.24	U		NA			NA			NA			NA			NA			NA	
Nitrobenzene	-	0 / 17	<	0.24	U	<	0.22	U	<	0.69	U	<	0.8	U	<	0.8	U	<	0.8	U	<	0.500	U
RDX	-	0 / 17	<	0.24	U	<	0.22	U	<	0.99	U	<	0.8	U	<	0.8	U	<	0.8	U	<	1.00	U
Tetryl	-	0 / 14	<	0.46	U	<	0.42	U	<	1.6	U	<	0.8	U	<	1.3	U	<	0.8	U	<	0.500	U

Notes:
< = less than reporting limit
µg/L = micrograms per liter
HMX = octahydro-1,3,5,7-tetranitro-1,3,5,7-tetrazocine
ID = identification number
J = estimated
LOQ = limit of quantifications
MNX = mono-nitroso-RDX
NA = not analyzed
NRL = no reporting limit
Qual = qualifier
RDX = hexahydro-1,3,5-trinitro-1,3,5-triazine
RL = reporting limit
U = nondetect

TABLE E.1.1-23
CORNHUSKER ARMY AMMUNITION PLANT
WELL G0033-EXPLOSIVES

FIELD ID			G0033			G0033			G0033			G0033			G0033		
METHOD	Maximum	Detection	UW33			UW33			UW32			UW32			6N		
COLLECT DATE	Detection	Frequency	7/11/1994			6/7/1994			10/6/1992			8/17/1992			1/8/1982		
			Result	RL	Qual	Result	RL	Qual	Result	RL	Qual	Result	RL	Qual	Result	RL	Qual
EXPLOSIVES (µg/L)																	
1,3,5-Trinitrobenzene	-	0 / 17	<	0.425	U	<	0.425	U	<	0.449	U	<	0.449	U	<	1.9	U
1,3-Dinitrobenzene	-	0 / 17	<	0.549	U	<	0.549	U	<	0.611	U	<	0.611	U	<	2.2	U
2,4,6-Trinitrotoluene	-	0 / 17	<	0.451	U	<	0.451	U	<	0.635	U	<	0.635	U	<	1.2	U
2,4-Dinitrotoluene	-	0 / 17	<	0.26	U	<	0.26	U	<	0.064	U	<	0.064	U	<	0.9	U
2,6-Dinitrotoluene	-	0 / 17	<	0.26	U	<	0.26	U	<	0.074	U	<	0.074	U	<	0.68	U
2-Amino-4,6-dinitrotoluene	-	0 / 16	<	0.244	U	<	0.244	U	<	0.158	U	<	0.158	U		NA	
2-Nitrotoluene	-	0 / 12		NA			NA			NA			NA			NA	
3-Nitrotoluene	-	0 / 12		NA			NA			NA			NA			NA	
4-Amino-2,6-dinitrotoluene	-	0 / 12		NA			NA			NA			NA			NA	
4-Nitrotoluene	-	0 / 12		NA			NA			NA			NA			NA	
HMX	-	0 / 16	<	0.563	U	<	0.563	U	<	1.21	U	<	1.21	U		NA	
MNX	-	0 / 6		NA			NA			NA			NA			NA	
Nitrobenzene	-	0 / 17	<	0.817	U	<	0.817	U	<	0.645	U	<	0.645	U	<	2.1	U
RDX	-	0 / 17	<	0.412	U	<	0.412	U	<	1.17	U	<	1.17	U	<	9.6	U
Tetryl	-	0 / 14	<	1.18	U	<	1.18	U		NA			NA			NA	

Notes:
< = less than reporting limit
µg/L = micrograms per liter
HMX = octahydro-1,3,5,7-tetranitro-1,3,5,7-tetrazocine
ID = identification number
J = estimated
LOQ = limit of quantifications
MNX = mono-nitroso-RDX
NA = not analyzed
NRL = no reporting limit
Qual = qualifier
RDX = hexahydro-1,3,5-trinitro-1,3,5-triazine
RL = reporting limit
U = nondetect

TABLE E.1.1-24
CORNHUSKER ARMY AMMUNITION PLANT
WELL G0042-EXPLOSIVES

FIELD ID			G0042			G0042			G0042			G0042			G0042			G0042			G0042		
METHOD	Maximum	Detection	SW846 M8330			SW846 M8330			SW846 M8330			SW846 M8330			SW846 M8330			SW846 M8330			SW846 M8330		
COLLECT DATE	Detection	Frequency	None			3/8/2013			None			3/13/2008			3/13/2007			3/29/2006			3/18/2005		
			Result	RL	Qual	Result	RL	Qual	Result	RL	Qual	Result	RL	Qual	Result	RL	Qual	Result	RL	Qual	Result	RL	Qual
EXPLOSIVES (µg/L)																							
1,3,5-Trinitrobenzene	-	0 / 17				<	0.8	U				<	0.48	U	<	0.48	U	<	0.48	U	<	0.48	U
1,3-Dinitrobenzene	0.74	2 / 17				<	0.8	U				<	0.48	U	<	0.48	U	<	0.48	U	<	0.48	U
2,4,6-Trinitrotoluene	-	0 / 17				<	0.8	U				<	0.48	U	<	0.48	U	<	0.48	U	<	0.48	U
2,4-Dinitrotoluene	-	0 / 17				<	0.8	U				<	0.48	U	<	0.48	U	<	0.48	U	<	0.48	U
2,6-Dinitrotoluene	-	0 / 17	**Abandoned**			<	0.8	U	**Not Sampled**			<	0.48	U	<	0.48	U	<	0.48	U	<	0.48	U
2-Amino-4,6-dinitrotoluene	2.4	14 / 17	**2013**			0.86	0.8	J	**in 2009, 2010, 2011, 2012**			0.76	0.48		1.6	0.48		1.6	0.48		1.8	0.48	P
2-Nitrotoluene	-	0 / 13				<	0.8	U				<	0.48	U	<	0.48	U	<	0.48	U	<	0.48	U
3-Nitrotoluene	-	0 / 13				<	0.8	U				<	0.48	U	<	0.48	U	<	0.48	U	<	0.48	U
4-Amino-2,6-dinitrotoluene	2.8	13 / 13				0.95	1.4	J				1	0.48		1.5	0.48		2.1	0.48		2.4	0.48	
4-Nitrotoluene	-	0 / 13				<	0.8	U				<	0.48	U	<	0.48	U	<	0.48	U	<	0.48	U
HMX	-	0 / 17				<	0.8	U				<	0.48	U	<	0.48	U	<	0.48	U	<	0.48	U
MNX	-	0 / 6				<	0.8	U				<	0.48	U	<	0.48	U	<	0.48	U	<	0.48	U
Nitrobenzene	-	0 / 17				<	0.8	U				<	0.48	U	<	0.48	U	<	0.48	U	<	0.48	U
RDX	-	0 / 17				<	0.8	U				<	0.48	U	<	0.48	U	<	0.48	U	<	0.48	U
Tetryl	-	0 / 15				<	1.6	U				<	0.48	U	<	0.48	U	<	0.48	U	<	0.48	U

Notes:
< = less than reporting limit
µg/L = micrograms per liter
HMX = octahydro-1,3,5,7-tetranitro-1,3,5,7-tetrazocine
ID = identification number
J = estimated
LOQ = limit of quantifications
MNX = mono-nitroso-RDX
NA = not analyzed
NRL = no reporting limit
Qual = qualifier
RDX = hexahydro-1,3,5-trinitro-1,3,5-triazine
RL = reporting limit
U = nondetect

TABLE E.1.1-24
CORNHUSKER ARMY AMMUNITION PLANT
WELL G0042-EXPLOSIVES

FIELD ID			G0042			G0042			G0042			G0042			G0042			G0042			G0042		
METHOD	Maximum	Detection	SW846 M8330			SW846 M8330			SW846 M8330			SW846 M8330			SW846 M8330			SW846 M8330			UW51		
COLLECT DATE	Detection	Frequency	3/23/2004			3/20/2003			3/21/2002			3/28/2001			3/17/2000			3/30/1999			6/24/1998		
			Result	RL	Qual	Result	RL	Qual	Result	RL	Qual	Result	RL	Qual	Result	RL	Qual	Result	RL	Qual	Result	RL	Qual
EXPLOSIVES (µg/L)																							
1,3,5-Trinitrobenzene	-	0 / 17	<	0.3	U	<	0.19	U	<	0.40	U	<	0.8	U	<	0.8	U	<	0.8	U	<	1.00	U
1,3-Dinitrobenzene	0.74	2 / 17	<	0.3	U	<	0.19	U	<	0.27	U	<	0.8	U	<	0.8	U	<	0.8	U	<	0.500	U
2,4,6-Trinitrotoluene	-	0 / 17	<	0.3	U	<	0.19	U	<	0.33	U	<	0.8	U	<	1.5	U	<	0.8	U	<	1.00	U
2,4-Dinitrotoluene	-	0 / 17	<	0.58	U	<	0.37	U	<	0.27	U	<	0.8	U	<	1.1	U	<	0.8	U	<	0.500	U
2,6-Dinitrotoluene	-	0 / 17	<	0.58	U	<	0.37	U	<	1.0	U	<	0.8	U	<	1.1	U	<	0.8	U	<	0.500	U
2-Amino-4,6-dinitrotoluene	2.4	14 / 17	2.4	0.58		1.9	0.37		1.2	0.42		0.84	0.8		0.92	1	J	0.766	0.8	J	<	0.500	U
2-Nitrotoluene	-	0 / 13	<	0.58	U	<	0.37	U	<	0.82	U	<	0.8	U	<	1.1	U	<	0.8	U	<	1.00	U
3-Nitrotoluene	-	0 / 13	<	0.58	U	<	0.37	U	<	0.52	U	<	0.8	U	<	1.1	U	<	0.8	U	<	1.00	U
4-Amino-2,6-dinitrotoluene	2.8	13 / 13	2.4	0.58		2.8	0.37		2.8	0.70		1.5	0.8		1.2	1		1.38	0.8		1.03	1.00	J*
4-Nitrotoluene	-	0 / 13	<	0.93	U	<	0.6	U	<	1.7	U	<	0.8	U	<	1.1	U	<	0.8	U	<	1.00	U
HMX	-	0 / 17	<	0.73	U	<	0.47	U	<	1.1	U	<	1	U	<	0.8	U	<	0.8	U	<	0.500	U
MNX	-	0 / 6	<	0.3	U		NA			NA			NA			NA			NA			NA	
Nitrobenzene	-	0 / 17	<	0.3	U	<	0.19	U	<	0.47	U	<	0.8	U	<	0.8	U	<	0.8	U	<	0.500	U
RDX	-	0 / 17	<	0.3	U	<	0.19	U	<	0.67	U	<	0.8	U	<	0.8	U	<	0.8	U	<	1.00	U
Tetryl	-	0 / 15	<	0.58	U	<	0.37	U	<	1.1	U	<	0.8	U	<	1.3	U	<	0.8	U	<	0.500	U

Notes:
< = less than reporting limit
µg/L = micrograms per liter
HMX = octahydro-1,3,5,7-tetranitro-1,3,5,7-tetrazocine
ID = identification number
J = estimated
LOQ = limit of quantifications
MNX = mono-nitroso-RDX
NA = not analyzed
NRL = no reporting limit
Qual = qualifier
RDX = hexahydro-1,3,5-trinitro-1,3,5-triazine
RL = reporting limit
U = nondetect

TABLE E.1.1-24
CORNHUSKER ARMY AMMUNITION PLANT
WELL G0042-EXPLOSIVES

FIELD ID			G0042			G0042			G0042			G0042			G0042		
METHOD	Maximum	Detection	UW51			UW33			UW33			UW32			UW33		
COLLECT DATE	Detection	Frequency	10/4/1997			7/15/1994			6/21/1994			8/24/1992			3/19/1992		
			Result	RL	Qual	Result	RL	Qual	Result	RL	Qual	Result	RL	Qual	Result	RL	Qual
EXPLOSIVES (µg/L)																	
1,3,5-Trinitrobenzene	-	0 / 17	<	0.125	U	<	0.425	U	<	0.425	U	<	0.449	U	<	0.425	U
1,3-Dinitrobenzene	0.74	2 / 17	<	0.989	U	0.7	NRL		0.74	NRL		<	0.611	U	<	0.549	U
2,4,6-Trinitrotoluene	-	0 / 17	<	0.29	U	<	0.451	U	<	0.451	U	<	0.635	U	<	0.451	U
2,4-Dinitrotoluene	-	0 / 17	<	0.233	U	<	0.26	U	<	0.26	U	<	0.064	U	<	0.26	U
2,6-Dinitrotoluene	-	0 / 17	<	0.2	U	<	0.26	U	<	0.26	U	<	0.074	U	<	0.26	U
2-Amino-4,6-dinitrotoluene	2.4	14 / 17	0.832	0.173		<	0.69	U	0.59	NRL		0.864	NRL		<	0.5	U
2-Nitrotoluene	-	0 / 13	<	0.319	U		NA			NA			NA			NA	
3-Nitrotoluene	-	0 / 13	<	0.514	U		NA			NA			NA			NA	
4-Amino-2,6-dinitrotoluene	2.8	13 / 13	1.26	0.309			NA			NA			NA			NA	
4-Nitrotoluene	-	0 / 13	<	0.368	U		NA			NA			NA			NA	
HMX	-	0 / 17	<	0.16	U	<	0.563	U	<	0.563	U	<	1.21	U	<	0.563	U
MNX	-	0 / 6		NA			NA			NA			NA			NA	
Nitrobenzene	-	0 / 17	<	0.231	U	<	0.817	U	<	0.817	U	<	0.645	U	<	0.817	U
RDX	-	0 / 17	<	0.558	U	<	0.412	U	<	0.412	U	<	1.17	U	<	0.412	U
Tetryl	-	0 / 15	<	0.253	U	<	1.18	U	<	1.18	U		NA			NA	

Notes:
< = less than reporting limit
µg/L = micrograms per liter
HMX = octahydro-1,3,5,7-tetranitro-1,3,5,7-tetrazocine
ID = identification number
J = estimated
LOQ = limit of quantifications
MNX = mono-nitroso-RDX
NA = not analyzed
NRL = no reporting limit
Qual = qualifier
RDX = hexahydro-1,3,5-trinitro-1,3,5-triazine
RL = reporting limit
U = nondetect

TABLE E.1.1-25
CORNHUSKER ARMY AMMUNITION PLANT
WELL G0043-EXPLOSIVES

FIELD ID			G0043			G0043			G0043			G0043			G0043			G0043			G0043		
METHOD	Maximum	Detection	SW846 M8330			SW846 M8330			SW846 M8330			SW846 M8330			SW846 M8330			SW846 M8330			SW846 M8330		
COLLECT DATE	Detection	Frequency	None			3/13/2007			3/28/2006			3/18/2005			3/23/2004			3/20/2003			3/22/2002		
			Result	RL	Qual	Result	RL	Qual	Result	RL	Qual	Result	RL	Qual	Result	RL	Qual	Result	RL	Qual	Result	RL	Qual
EXPLOSIVES (µg/L)																							
1,3,5-Trinitrobenzene	-	0 / 14				<	0.49	U	<	0.48	U	<	0.48	U	<	0.22	U	<	0.16	U	<	0.24	U
1,3-Dinitrobenzene	-	0 / 14				<	0.49	U	<	0.48	U	<	0.48	U	<	0.22	U	<	0.16	U	<	0.16	U
2,4,6-Trinitrotoluene	-	0 / 14				<	0.49	U	<	0.48	U	<	0.48	U	<	0.22	U	<	0.16	U	<	0.20	U
2,4-Dinitrotoluene	-	0 / 14				<	0.49	U	<	0.48	U	<	0.48	U	<	0.43	U	<	0.31	U	<	0.16	U
2,6-Dinitrotoluene	-	0 / 14	**Abandoned**			<	0.49	U	<	0.48	U	<	0.48	U	<	0.43	U	<	0.31	U	<	0.62	U
2-Amino-4,6-dinitrotoluene	-	0 / 14	**2009**			<	0.49	U	<	0.48	U	<	0.48	U	<	0.43	U	<	0.31	U	<	0.25	U
2-Nitrotoluene	-	0 / 10				<	0.49	U	<	0.48	U	<	0.48	U	<	0.43	U	<	0.31	U	<	0.49	U
3-Nitrotoluene	-	0 / 10				<	0.49	U	<	0.48	U	<	0.48	U	<	0.43	U	<	0.31	U	<	0.31	U
4-Amino-2,6-dinitrotoluene	-	0 / 10				<	0.49	U	<	0.48	U	<	0.48	U	<	0.43	U	<	0.31	U	<	0.42	U
4-Nitrotoluene	-	0 / 10				<	0.49	U	<	0.48	U	<	0.48	U	<	0.69	U	<	0.5	U	<	1.0	U
HMX	-	0 / 14				<	0.49	U	<	0.48	U	<	0.48	U	<	0.54	U	<	0.39	U	<	0.68	U
MNX	-	0 / 4				<	0.49	U	<	0.48	U	<	0.48	U	<	0.22	U		NA			NA	
Nitrobenzene	-	0 / 14				<	0.49	U	<	0.48	U	<	0.48	U	<	0.22	U	<	0.16	U	<	0.28	U
RDX	-	0 / 14				<	0.49	U	<	0.48	U	<	0.48	U	<	0.22	U	<	0.16	U	<	0.40	U
Tetryl	-	0 / 12				<	0.49	U	<	0.48	U	<	0.48	U	<	0.43	U	<	0.31	U	<	0.66	U

Notes:
< = less than reporting limit
µg/L = micrograms per liter
HMX = octahydro-1,3,5,7-tetranitro-1,3,5,7-tetrazocine
ID = identification number
J = estimated
LOQ = limit of quantifications
MNX = mono-nitroso-RDX
NA = not analyzed
NRL = no reporting limit
Qual = qualifier
RDX = hexahydro-1,3,5-trinitro-1,3,5-triazine
RL = reporting limit
U = nondetect

TABLE E.1.1-25
CORNHUSKER ARMY AMMUNITION PLANT
WELL G0043-EXPLOSIVES

FIELD ID			G0043			G0043			G0043			G0043			G0043			G0043			G0043		
METHOD	Maximum	Detection	SW846 M8330			SW846 M8330			SW846 M8330			UW51			UW33			UW33			UW32		
COLLECT DATE	Detection	Frequency	3/28/2001			3/17/2000			3/30/1999			6/24/1998			7/15/1994			6/21/1994			8/26/1992		
			Result	RL	Qual	Result	RL	Qual	Result	RL	Qual	Result	RL	Qual	Result	RL	Qual	Result	RL	Qual	Result	RL	Qual
EXPLOSIVES (µg/L)																							
1,3,5-Trinitrobenzene	-	0 / 14	<	0.8	U	<	0.8	U	<	0.8	U	<	1.00	U	<	0.425	U	<	0.425	U	<	0.449	U
1,3-Dinitrobenzene	-	0 / 14	<	0.8	U	<	0.8	U	<	0.8	U	<	0.500	U	<	0.549	U	<	0.549	U	<	0.611	U
2,4,6-Trinitrotoluene	-	0 / 14	<	0.8	U	<	1.5	U	<	0.8	U	<	1.00	U	<	0.451	U	<	0.451	U	<	0.635	U
2,4-Dinitrotoluene	-	0 / 14	<	0.8	U	<	1.1	U	<	0.8	U	<	0.500	U	<	0.26	U	<	0.26	U	<	0.064	U
2,6-Dinitrotoluene	-	0 / 14	<	0.8	U	<	1.1	U	<	0.8	U	<	0.500	U	<	0.26	U	<	0.26	U	<	0.074	U
2-Amino-4,6-dinitrotoluene	-	0 / 14	<	0.8	U	<	1	U	<	0.8	U	<	0.500	U	<	0.244	U	<	0.244	U	<	0.158	U
2-Nitrotoluene	-	0 / 10	<	0.8	U	<	1.1	U	<	0.8	U	<	1.00	U		NA			NA			NA	
3-Nitrotoluene	-	0 / 10	<	0.8	U	<	1.1	U	<	0.8	U	<	1.00	U		NA			NA			NA	
4-Amino-2,6-dinitrotoluene	-	0 / 10	<	0.8	U	<	1	U	<	0.8	U	<	1.00	U		NA			NA			NA	
4-Nitrotoluene	-	0 / 10	<	0.8	U	<	1.1	U	<	0.8	U	<	1.00	U		NA			NA			NA	
HMX	-	0 / 14	<	1	U	<	0.8	U	<	0.8	U	<	0.500	U	<	0.563	U	<	0.563	U	<	1.21	U
MNX	-	0 / 4		NA			NA			NA			NA			NA			NA			NA	
Nitrobenzene	-	0 / 14	<	0.8	U	<	0.8	U	<	0.8	U	<	0.500	U	<	0.817	U	<	0.817	U	<	0.645	U
RDX	-	0 / 14	<	0.8	U	<	0.8	U	<	0.8	U	<	1.00	U	<	0.412	U	<	0.412	U	<	1.17	U
Tetryl	-	0 / 12	<	0.8	U	<	1.3	U	<	0.8	U	<	0.500	U	<	1.18	U	<	1.18	U		NA	

Notes:
< = less than reporting limit
µg/L = micrograms per liter
HMX = octahydro-1,3,5,7-tetranitro-1,3,5,7-tetrazocine
ID = identification number
J = estimated
LOQ = limit of quantifications
MNX = mono-nitroso-RDX
NA = not analyzed
NRL = no reporting limit
Qual = qualifier
RDX = hexahydro-1,3,5-trinitro-1,3,5-triazine
RL = reporting limit
U = nondetect

TABLE E.1.1-25
CORNHUSKER ARMY AMMUNITION PLANT
WELL G0043-EXPLOSIVES

FIELD ID				G0043	
METHOD	Maximum	Detection		UW33	
COLLECT DATE	Detection	Frequency		3/20/1992	
			Result	RL	Qual
EXPLOSIVES (µg/L)					
1,3,5-Trinitrobenzene	-	0 / 14	<	0.425	U
1,3-Dinitrobenzene	-	0 / 14	<	0.549	U
2,4,6-Trinitrotoluene	-	0 / 14	<	0.451	U
2,4-Dinitrotoluene	-	0 / 14	<	0.26	U
2,6-Dinitrotoluene	-	0 / 14	<	0.26	U
2-Amino-4,6-dinitrotoluene	-	0 / 14	<	0.5	U
2-Nitrotoluene	-	0 / 10		NA	
3-Nitrotoluene	-	0 / 10		NA	
4-Amino-2,6-dinitrotoluene	-	0 / 10		NA	
4-Nitrotoluene	-	0 / 10		NA	
HMX	-	0 / 14	<	0.563	U
MNX	-	0 / 4		NA	
Nitrobenzene	-	0 / 14	<	0.817	U
RDX	-	0 / 14	<	0.412	U
Tetryl	-	0 / 12		NA	

Notes:
< = less than reporting limit
µg/L = micrograms per liter
HMX = octahydro-1,3,5,7-tetranitro-1,3,5,7-tetrazocine
ID = identification number
J = estimated
LOQ = limit of quantifications
MNX = mono-nitroso-RDX
NA = not analyzed
NRL = no reporting limit
Qual = qualifier
RDX = hexahydro-1,3,5-trinitro-1,3,5-triazine
RL = reporting limit
U = nondetect

TABLE E.1.1-26
CORNHUSKER ARMY AMMUNITION PLANT
WELL G0044-EXPLOSIVES

FIELD ID			G0044					G0044					G0044					G0044				
METHOD	Maximum	Detection	SW846 M8330					SW846 M8330					SW846 M8330					SW846 M8330				
COLLECT DATE	Detection	Frequency	3/19/2018					3/24/2017					8/6/2016					8/5/2015				
			Result	Qual	DL	LOD	LOQ	Result	Q	DL	LOD	LOQ	Result	DL	LOD	LOQ	Qual	Result	DL	LOD	LOQ	Qual
EXPLOSIVES (µg/L)																						
1,3,5-Trinitrobenzene	-	0 / 25	<	U	0.031	0.1	0.15	<	U	0.032	0.1	0.16	<	0.21	0.43	1.1	U	<	0.21	1.1	0.43	U
1,3-Dinitrobenzene	-	0 / 25	<	U	0.05	0.1	0.15	<	U	0.052	0.1	0.16	<	0.095	0.21	0.43	U	<	0.094	0.43	0.21	U
2,4,6-Trinitrotoluene	-	0 / 25	<	U	0.05	0.1	0.15	<	U	0.052	0.1	0.16	<	0.077	0.21	0.43	U	<	0.077	0.43	0.21	U
2,4-Dinitrotoluene	22.1	17 / 25	0.092	J	0.05	0.1	0.13	0.11	J	0.052	0.1	0.14	0.090	0.090	0.21	0.43	J	0.094	0.089	0.43	0.21	J
2,6-Dinitrotoluene	-	0 / 25	<	U	0.05	0.1	0.13	<	U	0.052	0.1	0.14	<	0.069	0.21	0.21	U	<	0.069	0.21	0.21	U
2-Amino-4,6-dinitrotoluene	0.373	4 / 25	<	U	0.03	0.1	0.15	<	U	0.031	0.1	0.16	<	0.054	0.13	0.21	U	0.072	0.054	0.21	0.13	J
2-Nitrotoluene	-	0 / 21	<	U	0.088	0.2	0.5	<	U	0.092	0.21	0.52	<	0.092	0.21	0.43	U	<	0.091	0.43	0.21	U
3-Nitrotoluene	-	0 / 21	<	U	0.057	0.2	0.5	<	U	0.06	0.21	0.52	<	0.089	0.21	0.43	U	<	0.089	0.43	0.21	U
4-Amino-2,6-dinitrotoluene	-	0 / 21	<	U	0.05	0.1	0.15	<	U	0.052	0.1	0.16	<	0.062	0.13	0.21	U	<	0.061	0.21	0.13	U
4-Nitrotoluene	-	0 / 21	<	U	0.088	0.2	0.5	<	U	0.092	0.21	0.52	<	0.21	0.43	1.1	U	<	0.21	1.1	0.43	U
HMX	6.1	18 / 25	0.67		0.028	0.1	0.15	0.59		0.038	0.1	0.16	0.57	0.094	0.21	0.43		0.97	0.093	0.43	0.21	
MNX	0.15 J	1 / 15	<	U	0.036	0.1	0.5	<	U	0.029	0.1	0.52	<	0.38	0.38	2.1	U	<	0.38	2.1	0.38	U
Nitrobenzene	-	0 / 25	<	U	0.05	0.1	0.15	<	U	0.052	0.1	0.16	<	0.097	0.21	0.43	U	<	0.097	0.43	0.21	U
RDX	8.8	22 / 25	0.67		0.036	0.1	0.15	0.57		0.038	0.1	0.16	0.60	0.056	0.13	0.21		1.7	0.056	0.21	0.13	
Tetryl	-	0 / 23	<	U	0.05	0.1	0.15	<	U	0.052	0.1	0.16	<	0.085	0.21	0.26	U	<	0.084	0.26	0.21	U

Notes:
< = less than reporting limit
µg/L = micrograms per liter
HMX = octahydro-1,3,5,7-tetranitro-1,3,5,7-tetrazocine
ID = identification number
J = estimated
LOQ = limit of quantifications
MNX = mono-nitroso-RDX
NA = not analyzed
NRL = no reporting limit
Qual = qualifier
RDX = hexahydro-1,3,5-trinitro-1,3,5-triazine
RL = reporting limit
U = nondetect

TABLE E.1.1-26
CORNHUSKER ARMY AMMUNITION PLANT
WELL G0044-EXPLOSIVES

FIELD ID			G0044			G0044			G0044			G0044			G0044			G0044			G0044		
METHOD	Maximum	Detection	SW846 M8330			SW846 M8330			SW846 M8330			SW846 M8330			SW846 M8330			SW846 M8330			SW846 M8330		
COLLECT DATE	Detection	Frequency	8/18/2014			3/11/2013			3/5/2012			3/7/2011			3/2/2010			3/9/2009			3/17/2008		
			Result	LOQ	Qual	Result	RL	Qual	Result	RL	Qual	Result	RL	Qual	Result	RL	Qual	Result	RL	Qual	Result	RL	Qual
EXPLOSIVES (µg/L)																							
1,3,5-Trinitrobenzene	-	0 / 25	<	1.1	U	<	0.8	U	<	0.8	U	<	0.8	U	<	1	U	<	0.48	U	<	0.49	U
1,3-Dinitrobenzene	-	0 / 25	<	0.42	U	<	0.8	U	<	0.8	U	<	0.8	U	<	0.4	U	<	0.48	U	<	0.49	U
2,4,6-Trinitrotoluene	-	0 / 25	<	0.42	U	<	0.8	U	<	0.8	U	<	0.8	U	<	0.4	U	<	0.48	U	<	0.49	U
2,4-Dinitrotoluene	22.1	17 / 25	0.12	0.42	J	<	0.8	U	<	0.8	U	<	0.8	U	<	0.4	U	<	0.48	U	<	0.49	U
2,6-Dinitrotoluene	-	0 / 25	<	0.21	U	<	0.8	U	<	0.8	U	<	0.8	U	<	0.2	U	<	0.48	U	<	0.49	U
2-Amino-4,6-dinitrotoluene	0.373	4 / 25	0.057	0.21	J	<	0.8	U	<	0.8	U	<	0.8	U	0.076	0.2	J	<	0.48	U	<	0.49	U
2-Nitrotoluene	-	0 / 21	<	0.42	U	<	0.8	U	<	0.8	U	<	0.8	U	<	0.4	U	<	0.48	U	<	0.49	U
3-Nitrotoluene	-	0 / 21	<	0.42	U	<	0.8	U	<	0.8	U	<	0.8	U	<	0.4	U	<	0.48	U	<	0.49	U
4-Amino-2,6-dinitrotoluene	-	0 / 21	<	0.42	U	<	1.4	U	<	1.4	U	<	0.8	U	<	0.2	U	<	0.48	U	<	0.49	U
4-Nitrotoluene	-	0 / 21	<	1.1	U	<	0.8	U	<	0.8	U	<	0.8	U	<	1	U	<	0.48	U	<	0.49	U
HMX	6.1	18 / 25	1.7	0.42		1.8	0.8	J	0.43	0.8	J	0.15	0.8	J	0.24	0.4	J	<	0.48	U	<	0.49	U
MNX	0.15 J	1 / 15	<	2.1	U	<	0.8	U	<	0.8	U	<	0.8	U	<	2	U	<	0.48	U	<	0.49	U
Nitrobenzene	-	0 / 25	<	0.42	U	<	0.8	U	<	0.8	U	<	0.8	U	<	0.4	U	<	0.48	U	<	0.49	U
RDX	8.8	22 / 25	3.6	0.21		3.3	0.8	J	1.4	0.8	J	1	0.8		0.35	0.2		<	0.48	U	<	0.49	U
Tetryl	-	0 / 23	<	0.25	U	<	1.6	U	<	0.8	U	<	0.8	U	<	0.24	U	<	0.48	U	<	0.49	U

Notes:
< = less than reporting limit
µg/L = micrograms per liter
HMX = octahydro-1,3,5,7-tetranitro-1,3,5,7-tetrazocine
ID = identification number
J = estimated
LOQ = limit of quantifications
MNX = mono-nitroso-RDX
NA = not analyzed
NRL = no reporting limit
Qual = qualifier
RDX = hexahydro-1,3,5-trinitro-1,3,5-triazine
RL = reporting limit
U = nondetect

TABLE E.1.1-26
CORNHUSKER ARMY AMMUNITION PLANT
WELL G0044-EXPLOSIVES

FIELD ID			G0044			G0044			G0044			G0044			G0044			G0044			G0044		
METHOD	Maximum	Detection	SW846 M8330			SW846 M8330			SW846 M8330			SW846 M8330			SW846 M8330			SW846 M8330			SW846 M8330		
COLLECT DATE	Detection	Frequency	3/13/2007			3/27/2006			3/22/2005			3/23/2004			3/20/2003			3/25/2002			3/30/2001		
			Result	RL	Qual	Result	RL	Qual	Result	RL	Qual	Result	RL	Qual	Result	RL	Qual	Result	RL	Qual	Result	RL	Qual
EXPLOSIVES (µg/L)																							
1,3,5-Trinitrobenzene	-	0 / 25	<	0.5	U	<	0.48	U	<	0.48	U	<	0.23	U	<	0.2	U	<	0.30	U	<	0.8	U
1,3-Dinitrobenzene	-	0 / 25	<	0.5	U	<	0.48	U	<	0.48	U	<	0.23	U	<	0.2	U	<	0.20	UJ	<	0.8	U
2,4,6-Trinitrotoluene	-	0 / 25	<	0.5	U	<	0.48	U	<	0.48	U	<	0.23	U	<	0.2	U	<	0.25	U	<	0.8	U
2,4-Dinitrotoluene	22.1	17 / 25	<	0.5	U	<	0.48	U	0.45	0.48	J	0.78	0.44		1.1	0.39		0.51	0.20		0.51	0.8	J
2,6-Dinitrotoluene	-	0 / 25	<	0.5	U	<	0.48	U	<	0.48	U	<	0.44	U	<	0.39	U	<	0.78	U	<	0.8	U
2-Amino-4,6-dinitrotoluene	0.373	4 / 25	<	0.5	U	<	0.48	U	<	0.48	U	<	0.44	U	<	0.39	U	<	0.31	U	<	0.8	U
2-Nitrotoluene	-	0 / 21	<	0.5	U	<	0.48	U	<	0.48	U	<	0.44	U	<	0.39	U	<	0.61	U	<	0.8	U
3-Nitrotoluene	-	0 / 21	<	0.5	U	<	0.48	U	<	0.48	U	<	0.44	U	<	0.39	U	<	0.39	U	<	0.8	U
4-Amino-2,6-dinitrotoluene	-	0 / 21	<	0.5	U	<	0.48	U	<	0.48	U	<	0.44	U	<	0.39	U	<	0.52	U	<	0.8	U
4-Nitrotoluene	-	0 / 21	<	0.5	U	<	0.48	U	<	0.48	U	<	0.71	U	<	0.62	U	<	1.2	U	<	0.8	U
HMX	6.1	18 / 25	0.95	0.5		1.3	0.48	J	5.1	0.48		6.1	0.55		4.1	0.49		1.8	0.85	J	0.86	1	J
MNX	0.15 J	1 / 15	<	0.5	U	<	0.48	U	<	0.48	U	0.15	0.23	J		NA			NA			NA	
Nitrobenzene	-	0 / 25	<	0.5	U	<	0.48	U	<	0.48	U	<	0.23	U	<	0.2	U	<	0.35	U	<	0.8	U
RDX	8.8	22 / 25	1.1	0.5		2	0.48		7.8	0.48		8.8	0.23		6.8	0.2		4.7	0.50	J	3.7	0.8	
Tetryl	-	0 / 23	<	0.5	U	<	0.48	U	<	0.48	U	<	0.44	U	<	0.39	U	<	0.82	U	<	0.8	U

Notes:
< = less than reporting limit
µg/L = micrograms per liter
HMX = octahydro-1,3,5,7-tetranitro-1,3,5,7-tetrazocine
ID = identification number
J = estimated
LOQ = limit of quantifications
MNX = mono-nitroso-RDX
NA = not analyzed
NRL = no reporting limit
Qual = qualifier
RDX = hexahydro-1,3,5-trinitro-1,3,5-triazine
RL = reporting limit
U = nondetect

TABLE E.1.1-26
CORNHUSKER ARMY AMMUNITION PLANT
WELL G0044-EXPLOSIVES

FIELD ID			G0044			G0044			G0044			G0044			G0044			G0044			G0044		
METHOD	Maximum	Detection	SW846 M8330			SW846 M8330			UW51			UW33			UW33			UW32			UW33		
COLLECT DATE	Detection	Frequency	6/15/2000			3/26/1999			6/24/1998			7/13/1994			6/21/1994			8/25/1992			3/17/1992		
			Result	RL	Qual	Result	RL	Qual	Result	RL	Qual	Result	RL	Qual	Result	RL	Qual	Result	RL	Qual	Result	RL	Qual
EXPLOSIVES (µg/L)																							
1,3,5-Trinitrobenzene	-	0 / 25	<	0.8	U	<	0.8	U	<	1.00	UJ	<	0.425	U	<	0.425	U	<	0.449	U	<	0.425	U
1,3-Dinitrobenzene	-	0 / 25	<	0.8	U	<	0.8	U	<	0.500	UJ	<	0.549	U	<	0.549	U	<	0.611	U	<	0.549	U
2,4,6-Trinitrotoluene	-	0 / 25	<	1.5	U	<	0.8	U	<	1.00	UJ	<	0.451	U	<	0.451	U	<	0.635	U	<	0.451	U
2,4-Dinitrotoluene	22.1	17 / 25	1	1.1	J	1.02	0.8		1.01	0.500	J	5.01	NRL		5.70	NRL		22.1	NRL		14.0	NRL	
2,6-Dinitrotoluene	-	0 / 25	<	1.1	U	<	0.8	U	<	0.500	UJ	<	0.26	U	<	0.26	U	<	0.074	U	<	0.26	U
2-Amino-4,6-dinitrotoluene	0.373	4 / 25	<	1	U	<	0.8	U	<	0.500	UJ	<	0.244	U	<	0.244	U	0.373	NRL		<	0.5	U
2-Nitrotoluene	-	0 / 21	<	1.1	U	<	0.8	U	<	1.00	UJ		NA			NA			NA			NA	
3-Nitrotoluene	-	0 / 21	<	1.1	U	<	0.8	U	<	1.00	UJ		NA			NA			NA			NA	
4-Amino-2,6-dinitrotoluene	-	0 / 21	<	1	U	<	0.8	U	<	1.00	UJ		NA			NA			NA			NA	
4-Nitrotoluene	-	0 / 21	<	1.1	U	<	0.8	U	<	1.00	UJ		NA			NA			NA			NA	
HMX	6.1	18 / 25	0.4	0.8	J	0.361	0.8	J	<	0.500	UJ	<	0.563	U	<	0.563	U	<	1.21	U	<	0.563	U
MNX	0.15 J	1 / 15		NA			NA			NA			NA			NA			NA			NA	
Nitrobenzene	-	0 / 25	<	0.8	U	<	0.8	U	<	0.500	UJ	<	0.817	U	<	0.817	U	<	0.645	U	<	0.817	U
RDX	8.8	22 / 25	1.8	0.8		1.14	0.8		<	1.00	UJ	0.86	NRL		0.779	NRL		7.91	NRL		4.87	NRL	
Tetryl	-	0 / 23	<	1.3	U	<	0.8	U	<	0.500	UJ	<	1.18	U	<	1.18	U		NA			NA	

Notes:
< = less than reporting limit
µg/L = micrograms per liter
HMX = octahydro-1,3,5,7-tetranitro-1,3,5,7-tetrazocine
ID = identification number
J = estimated
LOQ = limit of quantifications
MNX = mono-nitroso-RDX
NA = not analyzed
NRL = no reporting limit
Qual = qualifier
RDX = hexahydro-1,3,5-trinitro-1,3,5-triazine
RL = reporting limit
U = nondetect

TABLE E.1.1-27
CORNHUSKER ARMY AMMUNITION PLANT
WELL G0045-EXPLOSIVES

FIELD ID			G0045					G0045					G0045					G0045				
METHOD	Maximum	Detection	SW846 M8330					SW846 M8330					SW846 M8330					SW846 M8330				
COLLECT DATE	Detection	Frequency	3/14/2018					3/24/2017					8/8/2016					8/15/2015				
			Result	Qual	DL	LOD	LOQ	Result	Qual	DL	LOD	LOQ	Result	DL	LOD	LOQ	Qual	Result	DL	LOD	LOQ	Qual
EXPLOSIVES (µg/L)																						
1,3,5-Trinitrobenzene	-	0 / 25	<	U	0.032	0.1	0.15	<	U	0.032	0.1	0.16	<	0.21	0.42	1.1	U	<	0.21	0.42	1.1	U
1,3-Dinitrobenzene	-	0 / 25	<	U	0.051	0.1	0.15	<	U	0.052	0.1	0.16	<	0.094	0.21	0.42	U	<	0.094	0.21	0.42	U
2,4,6-Trinitrotoluene	-	0 / 25	<	U	0.051	0.1	0.15	<	U	0.052	0.1	0.16	<	0.077	0.21	0.42	U	<	0.076	0.21	0.42	U
2,4-Dinitrotoluene	-	0 / 25	<	U	0.051	0.1	0.13	<	U	0.052	0.1	0.14	<	0.089	0.21	0.42	U	<	0.088	0.21	0.42	U
2,6-Dinitrotoluene	-	0 / 25	<	U	0.051	0.1	0.13	<	U	0.052	0.1	0.14	<	0.068	0.21	0.21	U	<	0.068	0.21	0.21	U
2-Amino-4,6-dinitrotoluene	-	0 / 25	<	U	0.031	0.1	0.15	<	U	0.031	0.1	0.16	<	0.054	0.13	0.21	U	<	0.054	0.13	0.21	U
2-Nitrotoluene	-	0 / 21	<	U	0.09	0.2	0.51	<	U	0.092	0.21	0.52	<	0.090	0.21	0.42	U	<	0.090	0.21	0.42	U
3-Nitrotoluene	-	0 / 21	<	U	0.058	0.2	0.51	<	U	0.059	0.21	0.52	<	0.088	0.21	0.42	U	<	0.88	0.21	0.42	U
4-Amino-2,6-dinitrotoluene	-	0 / 21	<	U	0.051	0.1	0.15	<	U	0.052	0.1	0.16	<	0.061	0.13	0.21	U	<	0.061	0.13	0.21	U
4-Nitrotoluene	-	0 / 21	<	U	0.09	0.2	0.51	<	U	0.092	0.21	0.52	<	0.21	0.42	1.1	U	<	0.21	0.42	1.1	U
HMX	0.776	1 / 25	<	U	0.029	0.1	0.15	<	U	0.037	0.1	0.16	<	0.093	0.21	0.42	U	<	0.092	0.21	0.42	U
MNX	-	0 / 15	<	U	0.037	0.1	0.51	<	U	0.029	0.1	0.52	<	0.38	0.38	2.1	U	<	0.38	0.38	2.1	U
Nitrobenzene	-	0 / 25	<	U	0.051	0.1	0.15	<	U	0.052	0.1	0.16	<	0.096	0.21	0.42	U	<	0.096	0.21	0.42	U
RDX	-	0 / 25	<	U	0.037	0.1	0.15	<	U	0.037	0.1	0.16	<	0.055	0.13	0.21	U	<	0.055	0.31	0.13	U
Tetryl	-	0 / 23	<	U	0.051	0.1	0.15	<	U	0.052	0.1	0.16	<	0.084	0.21	0.25	U	<	0.084	0.21	0.25	U

Notes:
< = less than reporting limit
µg/L = micrograms per liter
HMX = octahydro-1,3,5,7-tetranitro-1,3,5,7-tetrazocine
ID = identification number
J = estimated
LOQ = limit of quantifications
MNX = mono-nitroso-RDX
NA = not analyzed
NRL = no reporting limit
Qual = qualifier
RDX = hexahydro-1,3,5-trinitro-1,3,5-triazine
RL = reporting limit
U = nondetect

TABLE E.1.1-27
CORNHUSKER ARMY AMMUNITION PLANT
WELL G0045-EXPLOSIVES

FIELD ID			G0045			G0045			G0045			G0045			G0045			G0045			G0045		
METHOD	Maximum	Detection	SW846 M8330			SW846 M8330			SW846 M8330			SW846 M8330			SW846 M8330			SW846 M8330			SW846 M8330		
COLLECT DATE	Detection	Frequency	8/7/2014			3/8/2013			3/7/2012			3/7/2011			3/3/2010			3/11/2009			3/14/2008		
			Result	LOQ	Qual	Result	RL	Qual	Result	RL	Qual	Result	RL	Qual	Result	RL	Qual	Result	RL	Qual	Result	RL	Qual
EXPLOSIVES (µg/L)																							
1,3,5-Trinitrobenzene	-	0 / 25	<	1	U	<	0.8	U	<	0.8	U	<	0.8	U	<	1	U	<	0.48	U	<	0.48	U
1,3-Dinitrobenzene	-	0 / 25	<	0.42	U	<	0.8	U	<	0.8	U	<	0.8	U	<	0.4	U	<	0.48	U	<	0.48	U
2,4,6-Trinitrotoluene	-	0 / 25	<	0.42	U	<	0.8	U	<	0.8	U	<	0.8	U	<	0.4	U	<	0.48	U	<	0.48	U
2,4-Dinitrotoluene	-	0 / 25	<	0.42	U	<	0.8	U	<	0.8	U	<	0.8	U	<	0.4	U	<	0.48	U	<	0.48	U
2,6-Dinitrotoluene	-	0 / 25	<	0.21	U	<	0.8	U	<	0.8	U	<	0.8	U	<	0.2	U	<	0.48	U	<	0.48	U
2-Amino-4,6-dinitrotoluene	-	0 / 25	<	0.21	U	<	0.8	U	<	0.8	U	<	0.8	U	<	0.2	U	<	0.48	U	<	0.48	U
2-Nitrotoluene	-	0 / 21	<	0.42	U	<	0.8	U	<	0.8	U	<	0.8	U	<	0.4	U	<	0.48	U	<	0.48	U
3-Nitrotoluene	-	0 / 21	<	0.42	U	<	0.8	U	<	0.8	U	<	0.8	U	<	0.4	U	<	0.48	U	<	0.48	U
4-Amino-2,6-dinitrotoluene	-	0 / 21	<	0.21	U	<	1.4	U	<	1.4	U	<	0.8	U	<	0.2	U	<	0.48	U	<	0.48	U
4-Nitrotoluene	-	0 / 21	<	1	U	<	0.8	U	<	0.8	U	<	0.8	U	<	1	U	<	0.48	U	<	0.48	U
HMX	0.776	1 / 25	<	0.42	U	<	0.8	U	<	0.8	U	<	0.8	U	<	0.4	U	<	0.48	U	<	0.48	U
MNX	-	0 / 15	<	2.1	U	<	0.8	U	<	0.8	U	<	0.8	U	<	2	U	<	0.48	U	<	0.48	U
Nitrobenzene	-	0 / 25	<	0.42	U	<	0.8	U	<	0.8	U	<	0.8	U	<	0.4	U	<	0.48	U	<	0.48	U
RDX	-	0 / 25	<	0.21	U	<	0.8	U	<	0.8	U	<	0.8	U	<	0.2	U	<	0.48	U	<	0.48	U
Tetryl	-	0 / 23	<	0.25	U	<	1.6	U	<	0.8	U	<	0.8	U	<	0.24	U	<	0.48	U	<	0.48	U

Notes:
< = less than reporting limit
µg/L = micrograms per liter
HMX = octahydro-1,3,5,7-tetranitro-1,3,5,7-tetrazocine
ID = identification number
J = estimated
LOQ = limit of quantifications
MNX = mono-nitroso-RDX
NA = not analyzed
NRL = no reporting limit
Qual = qualifier
RDX = hexahydro-1,3,5-trinitro-1,3,5-triazine
RL = reporting limit
U = nondetect

TABLE E.1.1-27
CORNHUSKER ARMY AMMUNITION PLANT
WELL G0045-EXPLOSIVES

FIELD ID			G0045			G0045			G0045			G0045			G0045			G0045			G0045		
METHOD	Maximum	Detection	SW846 M8330			SW846 M8330			SW846 M8330			SW846 M8330			SW846 M8330			SW846 M8330			SW846 M8330		
COLLECT DATE	Detection	Frequency	3/15/2007			3/16/2006			3/17/2005			3/18/2004			3/20/2003			3/26/2002			3/27/2001		
			Result	RL	Qual	Result	RL	Qual	Result	RL	Qual	Result	RL	Qual	Result	RL	Qual	Result	RL	Qual	Result	RL	Qual
EXPLOSIVES (µg/L)																							
1,3,5-Trinitrobenzene	-	0 / 25	<	0.48	U	<	0.48	U	<	0.48	U	<	0.2	U	<	0.28	U	<	0.28	U	<	0.8	U
1,3-Dinitrobenzene	-	0 / 25	<	0.48	U	<	0.48	U	<	0.48	U	<	0.2	U	<	0.28	U	<	0.19	U	<	0.8	U
2,4,6-Trinitrotoluene	-	0 / 25	<	0.48	U	<	0.48	U	<	0.48	U	<	0.2	U	<	0.28	U	<	0.23	U	<	0.8	U
2,4-Dinitrotoluene	-	0 / 25	<	0.48	U	<	0.48	U	<	0.48	U	<	0.39	U	<	0.54	U	<	0.19	U	<	0.8	U
2,6-Dinitrotoluene	-	0 / 25	<	0.48	U	<	0.48	U	<	0.48	U	<	0.39	U	<	0.54	U	<	0.72	U	<	0.8	U
2-Amino-4,6-dinitrotoluene	-	0 / 25	<	0.48	U	<	0.48	U	<	0.48	U	<	0.39	U	<	0.54	U	<	0.29	U	<	0.8	U
2-Nitrotoluene	-	0 / 21	<	0.48	U	<	0.48	U	<	0.48	U	<	0.39	U	<	0.54	U	<	0.57	U	<	0.8	U
3-Nitrotoluene	-	0 / 21	<	0.48	U	<	0.48	U	<	0.48	U	<	0.39	U	<	0.54	U	<	0.36	U	<	0.8	U
4-Amino-2,6-dinitrotoluene	-	0 / 21	<	0.48	U	<	0.48	U	<	0.48	U	<	0.39	U	<	0.54	U	<	0.49	U	<	0.8	U
4-Nitrotoluene	-	0 / 21	<	0.48	U	<	0.48	U	<	0.48	U	<	0.62	U	<	0.87	U	<	1.2	U	<	0.8	U
HMX	0.776	1 / 25	<	0.48	U	<	0.48	U	<	0.48	U	<	0.49	U	<	0.68	U	<	0.79	U	<	1	U
MNX	-	0 / 15	<	0.48	U	<	0.48	U	<	0.48	U	<	0.2	U		NA			NA			NA	
Nitrobenzene	-	0 / 25	<	0.48	U	<	0.48	U	<	0.48	U	<	0.2	U	<	0.28	U	<	0.33	U	<	0.8	U
RDX	-	0 / 25	<	0.48	U	<	0.48	U	<	0.48	U	<	0.2	U	<	0.28	U	<	0.47	U	<	0.8	U
Tetryl	-	0 / 23	<	0.48	U	<	0.48	U	<	0.48	U	<	0.39	U	<	0.54	U	<	0.77	U	<	0.8	U

Notes:
< = less than reporting limit
µg/L = micrograms per liter
HMX = octahydro-1,3,5,7-tetranitro-1,3,5,7-tetrazocine
ID = identification number
J = estimated
LOQ = limit of quantifications
MNX = mono-nitroso-RDX
NA = not analyzed
NRL = no reporting limit
Qual = qualifier
RDX = hexahydro-1,3,5-trinitro-1,3,5-triazine
RL = reporting limit
U = nondetect

TABLE E.1.1-27
CORNHUSKER ARMY AMMUNITION PLANT
WELL G0045-EXPLOSIVES

FIELD ID			G0045			G0045			G0045			G0045			G0045			G0045			G0045		
METHOD	Maximum	Detection	SW846 M8330			SW846 M8330			UW51			UW33			UW33			UW32			UW33		
COLLECT DATE	Detection	Frequency	3/21/2000			3/31/1999			6/26/1998			7/17/1994			6/12/1994			8/19/1992			3/16/1992		
			Result	RL	Qual	Result	RL	Qual	Result	RL	Qual	Result	RL	Qual	Result	RL	Qual	Result	RL	Qual	Result	RL	Qual
EXPLOSIVES (µg/L)																							
1,3,5-Trinitrobenzene	-	0 / 25	<	0.8	U	<	0.8	U	<	1.00	U	<	0.425	U	<	0.425	U	<	0.449	U	<	0.425	U
1,3-Dinitrobenzene	-	0 / 25	<	0.8	U	<	0.8	U	<	0.500	U	<	0.549	U	<	0.549	U	<	0.611	U	<	0.549	U
2,4,6-Trinitrotoluene	-	0 / 25	<	1.5	U	<	0.8	U	<	1.00	U	<	0.451	U	<	0.451	U	<	0.635	U	<	0.451	U
2,4-Dinitrotoluene	-	0 / 25	<	1.1	U	<	0.8	U	<	0.500	U	<	0.26	U	<	0.26	U	<	0.064	U	<	0.26	U
2,6-Dinitrotoluene	-	0 / 25	<	1.1	U	<	0.8	U	<	0.500	U	<	0.26	U	<	0.26	U	<	0.074	U	<	0.26	U
2-Amino-4,6-dinitrotoluene	-	0 / 25	<	1	U	<	0.8	U	<	0.500	U	<	0.244	U	<	0.244	U	<	0.158	U	<	0.5	U
2-Nitrotoluene	-	0 / 21	<	1.1	U	<	0.8	U	<	1.00	U		NA			NA			NA			NA	
3-Nitrotoluene	-	0 / 21	<	1.1	U	<	0.8	U	<	1.00	U		NA			NA			NA			NA	
4-Amino-2,6-dinitrotoluene	-	0 / 21	<	1	U	<	0.8	U	<	1.00	U		NA			NA			NA			NA	
4-Nitrotoluene	-	0 / 21	<	1.1	U	<	0.8	U	<	1.00	U		NA			NA			NA			NA	
HMX	0.776	1 / 25	<	0.8	U	<	0.8	U	<	0.500	U	0.776	NRL		<	0.563		<	1.21		<	0.563	U
MNX	-	0 / 15		NA			NA			NA			NA			NA			NA			NA	
Nitrobenzene	-	0 / 25	<	0.8	U	<	0.8	U	<	0.500	U	<	0.817	U	<	0.817	U	<	0.645	U	<	0.817	U
RDX	-	0 / 25	<	0.8	U	<	0.8	U	<	1.00	U	<	0.412	U	<	0.412	U	<	1.17	U	<	0.412	U
Tetryl	-	0 / 23	<	1.3	U	<	0.8	U	<	0.500	U	<	1.18	U	<	1.18	U		NA			NA	

Notes:
< = less than reporting limit
µg/L = micrograms per liter
HMX = octahydro-1,3,5,7-tetranitro-1,3,5,7-tetrazocine
ID = identification number
J = estimated
LOQ = limit of quantifications
MNX = mono-nitroso-RDX
NA = not analyzed
NRL = no reporting limit
Qual = qualifier
RDX = hexahydro-1,3,5-trinitro-1,3,5-triazine
RL = reporting limit
U = nondetect

TABLE E.1.1-28
CORNHUSKER ARMY AMMUNITION PLANT
WELL G0046-EXPLOSIVES

FIELD ID			G0046			G0046			G0046			G0046			G0046			G0046			G0046		
METHOD	Maximum	Detection	SW846 M8330			SW846 M8330			SW846 M8330			SW846 M8330			SW846 M8330			SW846 M8330			SW846 M8330		
COLLECT DATE	Detection	Frequency	None			3/12/2013			40,975.00			3/7/2011			3/12/2010			3/9/2009			3/14/2008		
			Result	RL	Qual	Result	RL	Qual	Result	RL	Qual	Result	RL	Qual	Result	RL	Qual	Result	RL	Qual	Result	RL	Qual
EXPLOSIVES (µg/L)																							
1,3,5-Trinitrobenzene	-	0 / 21				<	0.8	U	<	0.8	U	<	0.8	U	<	1	U	<	0.48	U	<	0.48	U
1,3-Dinitrobenzene	-	0 / 21				<	0.8	U	<	0.8	U	<	0.8	U	<	0.4	U	<	0.48	U	<	0.48	U
2,4,6-Trinitrotoluene	-	0 / 21				<	0.8	U	<	0.8	U	<	0.8	U	<	0.4	U	<	0.48	U	<	0.48	U
2,4-Dinitrotoluene	-	0 / 21				<	0.8	U	<	0.8	U	<	0.8	U	<	0.4	U	<	0.48	U	<	0.48	U
2,6-Dinitrotoluene	-	0 / 21	**Abandoned**			<	0.8	U	<	0.8	U	<	0.8	U	<	0.2	U	<	0.48	U	<	0.48	U
2-Amino-4,6-dinitrotoluene	-	0 / 21	**2013**			<	0.8	U	<	0.8	U	<	0.8	U	<	0.2	U	<	0.48	U	<	0.48	U
2-Nitrotoluene	-	0 / 17				<	0.8	U	<	0.8	U	<	0.8	U	<	0.4	U	<	0.48	U	<	0.48	U
3-Nitrotoluene	-	0 / 17				<	0.8	U	<	0.8	U	<	0.8	U	<	0.4	U	<	0.48	U	<	0.48	U
4-Amino-2,6-dinitrotoluene	-	0 / 17				<	1.4	U	<	1.4	U	<	0.8	U	<	0.2	U	<	0.48	U	<	0.48	U
4-Nitrotoluene	-	0 / 17				<	0.8	U	<	0.8	U	<	0.8	U	<	1	U	<	0.48	U	<	0.48	U
HMX	-	0 / 21				<	0.8	U	<	0.8	U	<	0.8	U	<	0.4	U	<	0.48	U	<	0.48	U
MNX	-	0 / 10				<	0.8	U	<	0.8	U	<	0.8	U	<	2	U	<	0.48	U	<	0.48	U
Nitrobenzene	-	0 / 21				<	0.8	U	<	0.8	U	<	0.8	U	<	0.4	U	<	0.48	U	<	0.48	U
RDX	-	0 / 21				<	0.8	U	<	0.8	U	<	0.8	U	<	0.2	U	<	0.48	U	<	0.48	U
Tetryl	5.98	2 / 19				<	1.6	U	<	0.8	U	<	0.8	U	<	0.24	U	<	0.48	U	<	0.48	U

Notes:
< = less than reporting limit
µg/L = micrograms per liter
HMX = octahydro-1,3,5,7-tetranitro-1,3,5,7-tetrazocine
ID = identification number
J = estimated
LOQ = limit of quantifications
MNX = mono-nitroso-RDX
NA = not analyzed
NRL = no reporting limit
Qual = qualifier
RDX = hexahydro-1,3,5-trinitro-1,3,5-triazine
RL = reporting limit
U = nondetect

TABLE E.1.1-28
CORNHUSKER ARMY AMMUNITION PLANT
WELL G0046-EXPLOSIVES

FIELD ID			G0046			G0046			G0046			G0046			G0046			G0046			G0046		
METHOD	Maximum	Detection	SW846 M8330			SW846 M8330			SW846 M8330			SW846 M8330			SW846 M8330			SW846 M8330			SW846 M8330		
COLLECT DATE	Detection	Frequency	3/15/2007			3/28/2006			3/18/2005			3/23/2004			3/19/2003			3/25/2002			3/27/2001		
			Result	RL	Qual	Result	RL	Qual	Result	RL	Qual	Result	RL	Qual	Result	RL	Qual	Result	RL	Qual	Result	RL	Qual
EXPLOSIVES (µg/L)																							
1,3,5-Trinitrobenzene	-	0 / 21	<	0.5	U	<	0.48	U	<	0.48	U	<	0.31	U	<	0.16	U	<	0.34	U	<	0.8	U
1,3-Dinitrobenzene	-	0 / 21	<	0.5	U	<	0.48	U	<	0.48	U	<	0.31	U	<	0.16	U	<	0.23	UJ	<	0.8	U
2,4,6-Trinitrotoluene	-	0 / 21	<	0.5	U	<	0.48	U	<	0.48	U	<	0.31	U	<	0.16	U	<	0.28	U	<	0.8	U
2,4-Dinitrotoluene	-	0 / 21	<	0.5	U	<	0.48	U	<	0.48	U	<	0.6	U	<	0.31	U	<	0.23	U	<	0.8	U
2,6-Dinitrotoluene	-	0 / 21	<	0.5	U	<	0.48	U	<	0.48	U	<	0.6	U	<	0.31	U	<	0.88	U	<	0.8	U
2-Amino-4,6-dinitrotoluene	-	0 / 21	<	0.5	U	<	0.48	U	<	0.48	U	<	0.6	U	<	0.31	U	<	0.35	U	<	0.8	U
2-Nitrotoluene	-	0 / 17	<	0.5	U	<	0.48	U	<	0.48	U	<	0.6	U	<	0.31	U	<	0.69	U	<	0.8	U
3-Nitrotoluene	-	0 / 17	<	0.5	U	<	0.48	U	<	0.48	U	<	0.6	U	<	0.31	U	<	0.44	U	<	0.8	U
4-Amino-2,6-dinitrotoluene	-	0 / 17	<	0.5	U	<	0.48	U	<	0.48	U	<	0.6	U	<	0.31	U	<	0.60	U	<	0.8	U
4-Nitrotoluene	-	0 / 17	<	0.5	U	<	0.48	U	<	0.48	U	<	0.98	U	<	0.5	U	<	1.4	U	<	0.8	U
HMX	-	0 / 21	<	0.5	U	<	0.48	U	<	0.48	U	<	0.76	U	<	0.39	U	<	0.96	U	<	1	U
MNX	-	0 / 10	<	0.5	U	<	0.48	U	<	0.48	U	<	0.31	U		NA			NA			NA	
Nitrobenzene	-	0 / 21	<	0.5	U	<	0.48	U	<	0.48	U	<	0.31	U	<	0.16	U	<	0.40	U	<	0.8	U
RDX	-	0 / 21	<	0.5	U	<	0.48	U	<	0.48	U	<	0.31	U	<	0.16	U	<	0.57	U	<	0.8	U
Tetryl	5.98	2 / 19	<	0.5	U	<	0.48	U	<	0.48	U	<	0.6	U	<	0.31	U	<	0.94	U	<	0.8	U

Notes:
< = less than reporting limit
µg/L = micrograms per liter
HMX = octahydro-1,3,5,7-tetranitro-1,3,5,7-tetrazocine
ID = identification number
J = estimated
LOQ = limit of quantifications
MNX = mono-nitroso-RDX
NA = not analyzed
NRL = no reporting limit
Qual = qualifier
RDX = hexahydro-1,3,5-trinitro-1,3,5-triazine
RL = reporting limit
U = nondetect

TABLE E.1.1-28
CORNHUSKER ARMY AMMUNITION PLANT
WELL G0046-EXPLOSIVES

FIELD ID			G0046			G0046			G0046			G0046			G0046			G0046			G0046		
METHOD	Maximum	Detection	SW846 M8330			SW846 M8330			UW51			UW51			UW33			UW33			UW32		
COLLECT DATE	Detection	Frequency	3/20/2000			3/30/1999			6/23/1998			10/4/1997			7/17/1994			6/22/1994			8/19/1992		
			Result	RL	Qual	Result	RL	Qual	Result	RL	Qual	Result	RL	Qual	Result	RL	Qual	Result	RL	Qual	Result	RL	Qual
EXPLOSIVES (µg/L)																							
1,3,5-Trinitrobenzene	-	0 / 21	<	0.8	U	<	0.8	U	<	1.00	UJ	<	0.125	U	<	0.425	U	<	0.425	U	<	0.449	U
1,3-Dinitrobenzene	-	0 / 21	<	0.8	U	<	0.8	U	<	0.500	UJ	<	0.989	U	<	0.549	U	<	0.549	U	<	0.611	U
2,4,6-Trinitrotoluene	-	0 / 21	<	1.5	U	<	0.8	U	<	1.00	UJ	<	0.29	U	<	0.451	U	<	0.451	U	<	0.635	U
2,4-Dinitrotoluene	-	0 / 21	<	1.1	U	<	0.8	U	<	0.500	UJ	<	0.233	U	<	0.26	U	<	0.26	U	<	0.064	U
2,6-Dinitrotoluene	-	0 / 21	<	1.1	U	<	0.8	U	<	0.500	UJ	<	0.2	U	<	0.26	U	<	0.26	U	<	0.074	U
2-Amino-4,6-dinitrotoluene	-	0 / 21	<	1	U	<	0.8	U	<	0.500	UJ	<	0.173	U	<	0.244	U	<	0.244	U	<	0.158	U
2-Nitrotoluene	-	0 / 17	<	1.1	U	<	0.8	U	<	1.00	UJ	<	0.319	U		NA			NA			NA	
3-Nitrotoluene	-	0 / 17	<	1.1	U	<	0.8	U	<	1.00	UJ	<	0.514	U		NA			NA			NA	
4-Amino-2,6-dinitrotoluene	-	0 / 17	<	1	U	<	0.8	U	<	1.00	UJ	<	0.309	U		NA			NA			NA	
4-Nitrotoluene	-	0 / 17	<	1.1	U	<	0.8	U	<	1.00	UJ	<	0.368	U		NA			NA			NA	
HMX	-	0 / 21	<	0.8	U	<	0.8	U	<	0.500	UJ	<	0.16	U	<	0.563	U	<	0.563	U	<	1.21	U
MNX	-	0 / 10		NA			NA			NA			NA			NA			NA			NA	
Nitrobenzene	-	0 / 21	<	0.8	U	<	0.8	U	<	0.500	UJ	<	0.231	U	<	0.817	U	<	0.817	U	<	0.645	U
RDX	-	0 / 21	<	0.8	U	<	0.8	U	<	1.00	UJ	<	0.558	U	<	0.412	U	<	0.412	U	<	1.17	U
Tetryl	5.98	2 / 19	<	1.3	U	<	0.8	U	<	0.500	UJ	<	0.253	U	5.69	NRL		5.98	NRL			NA	

Notes:
< = less than reporting limit
µg/L = micrograms per liter
HMX = octahydro-1,3,5,7-tetranitro-1,3,5,7-tetrazocine
ID = identification number
J = estimated
LOQ = limit of quantifications
MNX = mono-nitroso-RDX
NA = not analyzed
NRL = no reporting limit
Qual = qualifier
RDX = hexahydro-1,3,5-trinitro-1,3,5-triazine
RL = reporting limit
U = nondetect

TABLE E.1.1-28
CORNHUSKER ARMY AMMUNITION PLANT
WELL G0046-EXPLOSIVES

FIELD ID				G0046	
METHOD	Maximum	Detection		UW33	
COLLECT DATE	Detection	Frequency		3/20/1992	
			Result	RL	Qual
EXPLOSIVES (µg/L)					
1,3,5-Trinitrobenzene	-	0 / 21	<	0.425	U
1,3-Dinitrobenzene	-	0 / 21	<	0.549	U
2,4,6-Trinitrotoluene	-	0 / 21	<	0.451	U
2,4-Dinitrotoluene	-	0 / 21	<	0.26	U
2,6-Dinitrotoluene	-	0 / 21	<	0.26	U
2-Amino-4,6-dinitrotoluene	-	0 / 21	<	0.5	U
2-Nitrotoluene	-	0 / 17		NA	
3-Nitrotoluene	-	0 / 17		NA	
4-Amino-2,6-dinitrotoluene	-	0 / 17		NA	
4-Nitrotoluene	-	0 / 17		NA	
HMX	-	0 / 21	<	0.563	U
MNX	-	0 / 10		NA	
Nitrobenzene	-	0 / 21	<	0.817	U
RDX	-	0 / 21	<	0.412	U
Tetryl	5.98	2 / 19		NA	

Notes:
< = less than reporting limit
µg/L = micrograms per liter
HMX = octahydro-1,3,5,7-tetranitro-1,3,5,7-tetrazocine
ID = identification number
J = estimated
LOQ = limit of quantifications
MNX = mono-nitroso-RDX
NA = not analyzed
NRL = no reporting limit
Qual = qualifier
RDX = hexahydro-1,3,5-trinitro-1,3,5-triazine
RL = reporting limit
U = nondetect

TABLE E.1.1-29
CORNHUSKER ARMY AMMUNITION PLANT
WELL G0047-EXPLOSIVES

FIELD ID			G0047	G0047			G0047			G0047			G0047			G0047			G0047		
METHOD	Maximum	Detection		SW846 M8330			SW846 M8330			SW846 M8330			SW846 M8330			SW846 M8330			SW846 M8330		
COLLECT DATE	Detection	Frequency	11/19/2014	None			3/19/2013			3/8/2012			3/9/2011			3/16/2010			3/12/2009		
				Result	RL	Qual	Result	RL	Qual	Result	RL	Qual	Result	RL	Qual	Result	RL	Qual	Result	RL	Qual
EXPLOSIVES (µg/L)																					
1,3,5-Trinitrobenzene	-	0 / 21					<	0.8	UJ	<	0.8	U	<	0.8	U	<	1	U	<	0.48	U
1,3-Dinitrobenzene	-	0 / 21					<	0.8	U	<	0.8	U	<	0.8	U	<	0.4	U	<	0.48	U
2,4,6-Trinitrotoluene	0.19	1 / 21					<	0.8	U	<	0.8	U	<	0.8	U	<	0.4	U	<	0.48	U
2,4-Dinitrotoluene	-	0 / 21					<	0.8	U	<	0.8	U	<	0.8	U	<	0.4	U	<	0.48	U
2,6-Dinitrotoluene	-	0 / 21		**Not Sampled**			<	0.8	U	<	0.8	U	<	0.8	U	<	0.2	U	<	0.48	U
2-Amino-4,6-dinitrotoluene	-	0 / 21	**Abandoned 2014**	**in 2014**			<	0.8	U	<	0.8	U	<	0.8	U	<	0.2	U	<	0.48	U
2-Nitrotoluene	-	0 / 17					<	0.8	U	<	0.8	U	<	0.8	U	<	0.4	U	<	0.48	U
3-Nitrotoluene	-	0 / 17					<	0.8	U	<	0.8	U	<	0.8	U	<	0.4	U	<	0.48	U
4-Amino-2,6-dinitrotoluene	-	0 / 17					<	1.4	U	<	1.4	U	<	0.8	U	<	0.2	U	<	0.48	U
4-Nitrotoluene	-	0 / 17					<	0.8	U	<	0.8	U	<	0.8	U	<	1	U	<	0.48	U
HMX	-	0 / 21					<	0.8	U	<	0.8	U	<	0.8	U	<	0.4	U	<	0.48	U
MNX	-	0 / 10					<	0.8	U	<	0.8	U	<	0.8	U	<	2	U	<	0.48	U
Nitrobenzene	-	0 / 21					<	0.8	U	<	0.8	U	<	0.8	U	<	0.4	U	<	0.48	U
RDX	-	0 / 21					<	0.8	U	<	0.8	U	<	0.8	U	<	0.2	U	<	0.48	U
Tetryl	-	0 / 19					<	1.6	U	<	0.8	U	<	0.8	U	<	0.24	U	<	0.48	U

Notes:
< = less than reporting limit
µg/L = micrograms per liter
HMX = octahydro-1,3,5,7-tetranitro-1,3,5,7-tetrazocine
ID = identification number
J = estimated
LOQ = limit of quantifications
MNX = mono-nitroso-RDX
NA = not analyzed
NRL = no reporting limit
Qual = qualifier
RDX = hexahydro-1,3,5-trinitro-1,3,5-triazine
RL = reporting limit
U = nondetect

TABLE E.1.1-29
CORNHUSKER ARMY AMMUNITION PLANT
WELL G0047-EXPLOSIVES

FIELD ID			G0047			G0047			G0047			G0047			G0047			G0047			G0047		
METHOD	Maximum	Detection	SW846 M8330			SW846 M8330			SW846 M8330			SW846 M8330			SW846 M8330			SW846 M8330			SW846 M8330		
COLLECT DATE	Detection	Frequency	3/19/2008			3/15/2007			3/16/2006			3/16/2005			3/18/2004			3/19/2003			3/22/2002		
			Result	RL	Qual	Result	RL	Qual	Result	RL	Qual	Result	RL	Qual	Result	RL	Qual	Result	RL	Qual	Result	RL	Qual
EXPLOSIVES (µg/L)																							
1,3,5-Trinitrobenzene	-	0 / 21	<	0.48	U	<	0.49	U	<	0.48	U	<	0.48	U	<	0.17	U	<	0.16	U	<	0.24	U
1,3-Dinitrobenzene	-	0 / 21	<	0.48	U	<	0.49	U	<	0.48	U	<	0.48	U	<	0.17	U	<	0.16	U	<	0.16	U
2,4,6-Trinitrotoluene	0.19	1 / 21	<	0.48	U	<	0.49	U	<	0.48	U	<	0.48	U	<	0.17	U	0.19	0.16		<	0.20	U
2,4-Dinitrotoluene	-	0 / 21	<	0.48	U	<	0.49	U	<	0.48	U	<	0.48	U	<	0.34	U	<	0.31	U	<	0.16	U
2,6-Dinitrotoluene	-	0 / 21	<	0.48	U	<	0.49	U	<	0.48	U	<	0.48	U	<	0.34	U	<	0.31	U	<	0.62	U
2-Amino-4,6-dinitrotoluene	-	0 / 21	<	0.48	U	<	0.49	U	<	0.48	U	<	0.48	U	<	0.34	U	<	0.31	U	<	0.25	U
2-Nitrotoluene	-	0 / 17	<	0.48	U	<	0.49	U	<	0.48	U	<	0.48	U	<	0.34	U	<	0.31	U	<	0.49	U
3-Nitrotoluene	-	0 / 17	<	0.48	U	<	0.49	U	<	0.48	U	<	0.48	U	<	0.34	U	<	0.31	U	<	0.31	U
4-Amino-2,6-dinitrotoluene	-	0 / 17	<	0.48	U	<	0.49	U	<	0.48	U	<	0.48	U	<	0.34	U	<	0.31	U	<	0.42	U
4-Nitrotoluene	-	0 / 17	<	0.48	U	<	0.49	U	<	0.48	U	<	0.48	U	<	0.54	U	<	0.5	U	<	1.0	U
HMX	-	0 / 21	<	0.48	U	<	0.49	U	<	0.48	U	<	0.48	U	<	0.42	U	<	0.39	U	<	0.68	U
MNX	-	0 / 10	<	0.48	U	<	0.49	U	<	0.48	U	<	0.48	U	<	0.17	U		NA			NA	
Nitrobenzene	-	0 / 21	<	0.48	U	<	0.49	U	<	0.48	U	<	0.48	U	<	0.17	U	<	0.16	U	<	0.28	U
RDX	-	0 / 21	<	0.48	U	<	0.49	U	<	0.48	U	<	0.48	U	<	0.17	U	<	0.16	U	<	0.40	U
Tetryl	-	0 / 19	<	0.48	U	<	0.49	U	<	0.48	U	<	0.48	U	<	0.34	U	<	0.31	U	<	0.66	U

Notes:
< = less than reporting limit
µg/L = micrograms per liter
HMX = octahydro-1,3,5,7-tetranitro-1,3,5,7-tetrazocine
ID = identification number
J = estimated
LOQ = limit of quantifications
MNX = mono-nitroso-RDX
NA = not analyzed
NRL = no reporting limit
Qual = qualifier
RDX = hexahydro-1,3,5-trinitro-1,3,5-triazine
RL = reporting limit
U = nondetect

TABLE E.1.1-29
CORNHUSKER ARMY AMMUNITION PLANT
WELL G0047-EXPLOSIVES

FIELD ID			G0047			G0047			G0047			G0047			G0047			G0047			G0047		
METHOD	Maximum	Detection	SW846 M8330			SW846 M8330			SW846 M8330			UW51			UW51			UW33			UW33		
COLLECT DATE	Detection	Frequency	3/26/2001			3/20/2000			3/31/1999			6/22/1998			10/4/1997			7/17/1994			6/22/1994		
			Result	RL	Qual	Result	RL	Qual	Result	RL	Qual	Result	RL	Qual	Result	RL	Qual	Result	RL	Qual	Result	RL	Qual
EXPLOSIVES (µg/L)																							
1,3,5-Trinitrobenzene	-	0 / 21	<	0.8	U	<	0.8	U	<	0.8	U	<	1.00	UJ	<	0.125	U	<	0.425	U	<	0.425	U
1,3-Dinitrobenzene	-	0 / 21	<	0.8	U	<	0.8	U	<	0.8	U	<	0.500	UJ	<	0.989	U	<	0.549	U	<	0.549	U
2,4,6-Trinitrotoluene	0.19	1 / 21	<	0.8	U	<	1.5	U	<	0.8	U	<	1.00	UJ	<	0.29	U	<	0.451	U	<	0.451	U
2,4-Dinitrotoluene	-	0 / 21	<	0.8	U	<	1.1	U	<	0.8	U	<	0.500	UJ	<	0.233	U	<	0.26	U	<	0.26	U
2,6-Dinitrotoluene	-	0 / 21	<	0.8	U	<	1.1	U	<	0.8	U	<	0.500	UJ	<	0.2	U	<	0.26	U	<	0.26	U
2-Amino-4,6-dinitrotoluene	-	0 / 21	<	0.8	U	<	1	U	<	0.8	U	<	0.500	UJ	<	0.173	U	<	0.244	U	<	0.244	U
2-Nitrotoluene	-	0 / 17	<	0.8	U	<	1.1	U	<	0.8	U	<	1.00	UJ	<	0.319	U		NA			NA	
3-Nitrotoluene	-	0 / 17	<	0.8	U	<	1.1	U	<	0.8	U	<	1.00	UJ	<	0.514	U		NA			NA	
4-Amino-2,6-dinitrotoluene	-	0 / 17	<	0.8	U	<	1	U	<	0.8	U	<	1.00	UJ	<	0.309	U		NA			NA	
4-Nitrotoluene	-	0 / 17	<	0.8	U	<	1.1	U	<	0.8	U	<	1.00	UJ	<	0.368	U		NA			NA	
HMX	-	0 / 21	<	1	U	<	0.8	U	<	0.8	U	<	0.500	UJ	<	0.16	U	<	0.563	U	<	0.563	U
MNX	-	0 / 10		NA			NA			NA			NA			NA			NA			NA	
Nitrobenzene	-	0 / 21	<	0.8	U	<	0.8	U	<	0.8	U	<	0.500	UJ	<	0.231	U	<	0.817	U	<	0.817	U
RDX	-	0 / 21	<	0.8	U	<	0.8	U	<	0.8	U	<	1.00	UJ	<	0.558	U	<	0.412	U	<	0.412	U
Tetryl	-	0 / 19	<	0.8	U	<	1.3	U	<	0.8	U	<	0.500	UJ	<	0.253	U	<	1.18	U	<	1.18	U

Notes:
< = less than reporting limit
µg/L = micrograms per liter
HMX = octahydro-1,3,5,7-tetranitro-1,3,5,7-tetrazocine
ID = identification number
J = estimated
LOQ = limit of quantifications
MNX = mono-nitroso-RDX
NA = not analyzed
NRL = no reporting limit
Qual = qualifier
RDX = hexahydro-1,3,5-trinitro-1,3,5-triazine
RL = reporting limit
U = nondetect

TABLE E.1.1-29
CORNHUSKER ARMY AMMUNITION PLANT
WELL G0047-EXPLOSIVES

FIELD ID			G0047			G0047		
METHOD	Maximum	Detection	UW32			UW33		
COLLECT DATE	Detection	Frequency	8/19/1992			3/23/1992		
			Result	RL	Qual	Result	RL	Qual
EXPLOSIVES (µg/L)								
1,3,5-Trinitrobenzene	-	0 / 21	<	0.449	U	<	0.425	U
1,3-Dinitrobenzene	-	0 / 21	<	0.611	U	<	0.549	U
2,4,6-Trinitrotoluene	0.19	1 / 21	<	0.635	U	<	0.451	U
2,4-Dinitrotoluene	-	0 / 21	<	0.064	U	<	0.26	U
2,6-Dinitrotoluene	-	0 / 21	<	0.074	U	<	0.26	U
2-Amino-4,6-dinitrotoluene	-	0 / 21	<	0.158	U	<	0.5	U
2-Nitrotoluene	-	0 / 17		NA			NA	
3-Nitrotoluene	-	0 / 17		NA			NA	
4-Amino-2,6-dinitrotoluene	-	0 / 17		NA			NA	
4-Nitrotoluene	-	0 / 17		NA			NA	
HMX	-	0 / 21	<	1.21	U	<	0.563	U
MNX	-	0 / 10		NA			NA	
Nitrobenzene	-	0 / 21	<	0.645	U	<	0.817	U
RDX	-	0 / 21	<	1.17	U	<	0.412	U
Tetryl	-	0 / 19		NA			NA	

Notes:
< = less than reporting limit
µg/L = micrograms per liter
HMX = octahydro-1,3,5,7-tetranitro-1,3,5,7-tetrazocine
ID = identification number
J = estimated
LOQ = limit of quantifications
MNX = mono-nitroso-RDX
NA = not analyzed
NRL = no reporting limit
Qual = qualifier
RDX = hexahydro-1,3,5-trinitro-1,3,5-triazine
RL = reporting limit
U = nondetect

TABLE E.1.1-30
CORNHUSKER ARMY AMMUNITION PLANT
WELL G0048-EXPLOSIVES

FIELD ID			G0048					G0048			G0048			G0048			G0048			G0048		
METHOD	Maximum	Detection	SW846 M8330					SW846 M8330			SW846 M8330			SW846 M8330			SW846 M8330			SW846 M8330		
COLLECT DATE	Detection	Frequency	3/20/2018					None			None			None			None			None		
			Result	Qual	DL	LOD	LOQ	Result	RL	Qual	Result	RL	Qual	Result	RL	Qual	Result	RL	Qual	Result	RL	Qual
EXPLOSIVES (µg/L)																						
1,3,5-Trinitrobenzene	160	3 / 15	<	U	0.033	0.1	0.16															
1,3-Dinitrobenzene	-	0 / 15	<	U	0.052	0.1	0.16															
2,4,6-Trinitrotoluene	210	5 / 15	<	U	0.052	0.1	0.16															
2,4-Dinitrotoluene	-	0 / 15	<	U	0.052	0.1	0.14															
2,6-Dinitrotoluene	1.6 J	1 / 15	<	U	0.052	0.1	0.14	**No 2017 Sample**			**No 2016 Sample**			**No 2015 Sample**			**No 2014 Sample**			**No 2013 Sample**		
2-Amino-4,6-dinitrotoluene	5.3	9 / 15	<	U	0.031	0.1	0.16	**Well Dry**			**Well Dry**			**Well Dry**			**Well Dry**			**Well Dry**		
2-Nitrotoluene	-	0 / 11	<	U	0.092	0.21	0.52															
3-Nitrotoluene	-	0 / 11	<	U	0.06	0.21	0.52															
4-Amino-2,6-dinitrotoluene	3.5 J	5 / 11	<	U	0.052	0.1	0.16															
4-Nitrotoluene	-	0 / 11	<	U	0.092	0.21	0.52															
HMX	6.79	14 / 15	1		0.029	0.1	0.16															
MNX	0.63 J	2 / 5	<	U	0.038	0.1	0.52															
Nitrobenzene	-	0 / 15	<	U	0.052	0.1	0.16															
RDX	22	15 / 15	0.49		0.038	0.1	0.16															
Tetryl	-	0 / 13	<	U	0.052	0.1	0.16															

Notes:
< = less than reporting limit
µg/L = micrograms per liter
HMX = octahydro-1,3,5,7-tetranitro-1,3,5,7-tetrazocine
ID = identification number
J = estimated
LOQ = limit of quantifications
MNX = mono-nitroso-RDX
NA = not analyzed
NRL = no reporting limit
Qual = qualifier
RDX = hexahydro-1,3,5-trinitro-1,3,5-triazine
RL = reporting limit
U = nondetect

TABLE E.1.1-30
CORNHUSKER ARMY AMMUNITION PLANT
WELL G0048-EXPLOSIVES

FIELD ID			G0048			G0048			G0048			G0048			G0048			G0048			G0048		
METHOD	Maximum	Detection	SW846 M8330			SW846 M8330			SW846 M8330			SW846 M8330			SW846 M8330			SW846 M8330			SW846 M8330		
COLLECT DATE	Detection	Frequency	3/13/2012			3/10/2011			3/17/2010			3/18/2009			None			None			None		
			Result	RL	Qual	Result	RL	Qual	Result	RL	Qual	Result	RL	Qual	Result	RL	Qual	Result	RL	Qual	Result	RL	Qual
EXPLOSIVES (µg/L)																							
1,3,5-Trinitrobenzene	160	3 / 15	<	0.8	U	<	0.8	U	<	0.99	U	<	0.48	U									
1,3-Dinitrobenzene	-	0 / 15	<	0.8	U	<	0.8	U	<	0.4	U	<	0.48	U									
2,4,6-Trinitrotoluene	210	5 / 15	<	0.8	U	<	0.8	U	3.4	0.4		<	0.48	U									
2,4-Dinitrotoluene	-	0 / 15	<	0.8	U	<	0.8	U	<	0.4	U	<	0.48	U									
2,6-Dinitrotoluene	1.6 J	1 / 15	<	0.8	U	<	0.8	U	<	0.2	U	<	0.48	U	**No 2008 Sample**			**No 2007 Sample**			**No 2006 Sample**		
2-Amino-4,6-dinitrotoluene	5.3	9 / 15	<	0.8	U	<	0.8	U	2.3	0.2		<	0.48	U	**Well Dry**			**Well Dry**			**Well Dry**		
2-Nitrotoluene	-	0 / 11	<	0.8	U	<	0.8	U	<	0.4	U	<	0.48	U									
3-Nitrotoluene	-	0 / 11	<	0.8	U	<	0.8	U	<	0.4	U	<	0.48	U									
4-Amino-2,6-dinitrotoluene	3.5 J	5 / 11	<	1.4	U	<	0.8	U	3.3	0.2		<	0.48	U									
4-Nitrotoluene	-	0 / 11	<	0.8	U	<	0.8	U	<	0.99	U	<	0.48	U									
HMX	6.79	14 / 15	1.3	0.8	J	1.5	0.8		4.3	0.4		0.71	0.48										
MNX	0.63 J	2 / 5	<	0.8	U	0.63	0.8	J	0.45	2	J	<	0.48	U									
Nitrobenzene	-	0 / 15	<	0.8	U	<	0.8	U	<	0.4	U	<	0.48	U									
RDX	22	15 / 15	2.4	0.8	J	4.3	0.8		19	0.2		2.3	0.48										
Tetryl	-	0 / 13	<	0.8	U	<	0.8	U	<	0.24	U	<	0.48	U									

Notes:
< = less than reporting limit
µg/L = micrograms per liter
HMX = octahydro-1,3,5,7-tetranitro-1,3,5,7-tetrazocine
ID = identification number
J = estimated
LOQ = limit of quantifications
MNX = mono-nitroso-RDX
NA = not analyzed
NRL = no reporting limit
Qual = qualifier
RDX = hexahydro-1,3,5-trinitro-1,3,5-triazine
RL = reporting limit
U = nondetect

TABLE E.1.1-30
CORNHUSKER ARMY AMMUNITION PLANT
WELL G0048-EXPLOSIVES

FIELD ID			G0048			G0048			G0048			G0048			G0048			G0048			G0048		
METHOD	Maximum	Detection	SW846 M8330			SW846 M8330			SW846 M8330			SW846 M8330			SW846 M8330			SW846 M8330			SW846 M8330		
COLLECT DATE	Detection	Frequency	None			None			None			3/22/2002			3/23/2001			3/21/2000			4/2/1999		
			Result	RL	Qual	Result	RL	Qual	Result	RL	Qual	Result	RL	Qual	Result	RL	Qual	Result	RL	Qual	Result	RL	Qual
EXPLOSIVES (µg/L)																							
1,3,5-Trinitrobenzene	160	3 / 15										<	0.35	U	160	16		<	0.8	U	<	0.8	U
1,3-Dinitrobenzene	-	0 / 15										<	0.23	U	<	4	U	<	0.8	U	<	0.8	U
2,4,6-Trinitrotoluene	210	5 / 15										<	0.29	U	210	16		<	1.5	U	<	0.8	U
2,4-Dinitrotoluene	-	0 / 15										<	0.23	U	<	4	U	<	1.1	U	<	0.8	U
2,6-Dinitrotoluene	1.6 J	1 / 15	**No 2005 Sample**			**No 2004 Sample**			**No 2003 Sample**			<	0.90	U	1.6	4	J	<	1.1	U	<	0.8	U
2-Amino-4,6-dinitrotoluene	5.3	9 / 15	**Well Dry**			**Well Dry**			**Well Dry**			1.4	0.36		5.3	4		1.2	1		0.41	0.8	J
2-Nitrotoluene	-	0 / 11										<	0.71	U	<	4	U	<	1.1	U	<	0.8	U
3-Nitrotoluene	-	0 / 11										<	0.45	U	<	4	U	<	1.1	U	<	0.8	U
4-Amino-2,6-dinitrotoluene	3.5 J	5 / 11										1.6	0.61		3.5	4	J	0.95	1	J	0.39	0.8	J
4-Nitrotoluene	-	0 / 11										<	1.5	U	<	4	U	<	1.1	U	<	0.8	U
HMX	6.79	14 / 15										2.6	0.99		3.3	5	J	3.2	0.8		4.9	0.8	
MNX	0.63 J	2 / 5											NA			NA			NA			NA	
Nitrobenzene	-	0 / 15										<	0.41	U	<	4	U	<	0.8	U	<	0.8	U
RDX	22	15 / 15										14	5.8		11	4		6.8	0.8		11	0.8	
Tetryl	-	0 / 13										<	0.96	U	<	4	U	<	1.3	U	<	0.8	U

Notes:
< = less than reporting limit
µg/L = micrograms per liter
HMX = octahydro-1,3,5,7-tetranitro-1,3,5,7-tetrazocine
ID = identification number
J = estimated
LOQ = limit of quantifications
MNX = mono-nitroso-RDX
NA = not analyzed
NRL = no reporting limit
Qual = qualifier
RDX = hexahydro-1,3,5-trinitro-1,3,5-triazine
RL = reporting limit
U = nondetect

TABLE E.1.1-30
CORNHUSKER ARMY AMMUNITION PLANT
WELL G0048-EXPLOSIVES

FIELD ID			G0048			G0048			G0048			G0048			G0048			G0048		
METHOD	Maximum	Detection	UW51			UW51			UW33			UW33			UW32			UW33		
COLLECT DATE	Detection	Frequency	6/18/1998			10/3/1997			7/16/1994			6/23/1994			9/1/1992			3/23/1992		
			Result	RL	Qual	Result	RL	Qual	Result	RL	Qual	Result	RL	Qual	Result	RL	Qual	Result	RL	Qual
EXPLOSIVES (µg/L)																				
1,3,5-Trinitrobenzene	160	3 / 15	<	1.00	U	<	0.125	U	<	0.425	U	1.58	NRL		<	0.449	U	0.77	NRL	
1,3-Dinitrobenzene	-	0 / 15	<	0.500	U	<	0.989	U	<	0.549	U	<	0.549	U	<	0.611	U	<	0.549	U
2,4,6-Trinitrotoluene	210	5 / 15	<	1.00	U	<	0.29	U	1.65	NRL		1.58	NRL		<	0.635	U	24.0	NRL	
2,4-Dinitrotoluene	-	0 / 15	<	0.500	U	<	0.233	U	<	0.26	U	<	0.26	U	<	0.064	U	<	0.26	U
2,6-Dinitrotoluene	1.6 J	1 / 15	<	0.500	U	<	0.2	U	<	0.26	U	<	0.26	U	<	0.074	U	<	0.26	U
2-Amino-4,6-dinitrotoluene	5.3	9 / 15	<	0.500	U	0.548	0.173		0.56	NRL		0.56	NRL		0.287	NRL		<	0.5	U
2-Nitrotoluene	-	0 / 11	<	1.00	U	<	0.319	U		NA			NA			NA			NA	
3-Nitrotoluene	-	0 / 11	<	1.00	U	<	0.514	U		NA			NA			NA			NA	
4-Amino-2,6-dinitrotoluene	3.5 J	5 / 11	<	1.00	U	<	0.309	U		NA			NA			NA			NA	
4-Nitrotoluene	-	0 / 11	<	1.00	U	<	0.368	U		NA			NA			NA			NA	
HMX	6.79	14 / 15	2.95	0.500		3.15	0.16		1.76	NRL		1.84	NRL		<	1.21	U	6.79	NRL	
MNX	0.63 J	2 / 5		NA			NA			NA			NA			NA			NA	
Nitrobenzene	-	0 / 15	<	0.500	U	<	0.231	U	<	0.817	U	<	0.817	U	<	0.645	U	<	0.817	U
RDX	22	15 / 15	10.2	1.00		12.4	0.558		19.0	NRL		22.0	NRL		4.75	NRL		22.0	NRL	
Tetryl	-	0 / 13	<	0.500	U	<	0.253	U	<	1.18	U	<	1.18	U		NA			NA	

Notes:
< = less than reporting limit
µg/L = micrograms per liter
HMX = octahydro-1,3,5,7-tetranitro-1,3,5,7-tetrazocine
ID = identification number
J = estimated
LOQ = limit of quantifications
MNX = mono-nitroso-RDX
NA = not analyzed
NRL = no reporting limit
Qual = qualifier
RDX = hexahydro-1,3,5-trinitro-1,3,5-triazine
RL = reporting limit
U = nondetect

TABLE E.1.1-31
CORNHUSKER ARMY AMMUNITION PLANT
WELL G0049-EXPLOSIVES

FIELD ID			G0049					G0049					G0049					G0049				
METHOD	Maximum	Detection	SW846 M8330					SW846 M8330					SW846 M8330					SW846 M8330				
COLLECT DATE	Detection	Frequency	3/20/2018					3/29/2017					8/15/2016					8/14/2015				
			Result	Qual	DL	LOD	LOQ	Result	Qual	DL	LOD	LOQ	Result	DL	LOD	LOQ	Qual	Result	DL	LOD	LOQ	Qual
EXPLOSIVES (µg/L)																						
1,3,5-Trinitrobenzene	6.99	13 / 26	<	U	0.032	0.1	0.15	<	U	0.032	0.1	0.16	<	0.22	0.45	1.1	U	<	0.22	0.45	1.1	U
1,3-Dinitrobenzene	-	0 / 26	<	U	0.051	0.1	0.15	<	U	0.052	0.1	0.16	<	0.099	0.22	0.45	U	<	0.10	0.22	0.45	U
2,4,6-Trinitrotoluene	1.9	6 / 26	<	U	0.051	0.1	0.15	<	U	0.052	0.1	0.16	<	0.081	0.22	0.45	U	<	0.081	0.22	0.45	U
2,4-Dinitrotoluene	0.313	2 / 26	<	U	0.051	0.1	0.13	<	U	0.052	0.1	0.14	<	0.094	0.22	0.45	U	<	0.094	0.22	0.45	U
2,6-Dinitrotoluene	0.35 J	1 / 26	<	U	0.051	0.1	0.13	<	U	0.052	0.1	0.14	<	0.072	0.22	0.22	U	<	0.072	0.22	0.22	U
2-Amino-4,6-dinitrotoluene	9.72	14 / 26	<	U	0.031	0.1	0.15	<	U	0.031	0.1	0.16	<	0.057	0.13	0.22	U	<	0.057	0.13	0.22	U
2-Nitrotoluene	-	0 / 22	<	U	0.091	0.21	0.51	<	U	0.092	0.21	0.52	<	0.096	0.22	0.45	U	<	0.096	0.22	0.45	U
3-Nitrotoluene	-	0 / 22	<	U	0.059	0.21	0.51	<	U	0.059	0.21	0.52	<	0.093	0.22	0.45	U	<	0.094	0.22	0.45	U
4-Amino-2,6-dinitrotoluene	0.57 J	4 / 22	<	U	0.051	0.1	0.15	<	U	0.052	0.1	0.16	<	0.065	0.13	0.22	U	<	0.065	0.13	0.22	U
4-Nitrotoluene	-	0 / 22	<	U	0.091	0.21	0.51	<	U	0.092	0.21	0.52	<	0.22	0.45	1.1	U	<	0.22	0.45	1.1	U
HMX	5.27	2 / 26	<	U	0.029	0.1	0.15	<	U	0.037	0.1	0.16	<	0.098	0.22	0.45	U	<	0.098	0.22	0.45	U
MNX	-	0 / 15	<	U	0.037	0.1	0.51	<	U	0.029	0.1	0.52	<	0.40	0.40	2.2	U	<	0.40	0.40	2.2	U
Nitrobenzene	1.23	1 / 26	<	U	0.051	0.1	0.15	<	U	0.052	0.1	0.16	<	0.10	0.22	0.45	U	<	0.10	0.22	0.45	U
RDX	0.503	1 / 26	<	U	0.037	0.1	0.15	<	U	0.037	0.1	0.16	<	0.059	0.13	0.22	U	<	0.06	0.13	0.22	U
Tetryl	-	0 / 24	<	U	0.051	0.1	0.15	<	U	0.052	0.1	0.16	<	0.089	0.22	0.27	U	<	0.089	0.22	0.27	U

Notes:
< = less than reporting limit
µg/L = micrograms per liter
HMX = octahydro-1,3,5,7-tetranitro-1,3,5,7-tetrazocine
ID = identification number
J = estimated
LOQ = limit of quantifications
MNX = mono-nitroso-RDX
NA = not analyzed
NRL = no reporting limit
Qual = qualifier
RDX = hexahydro-1,3,5-trinitro-1,3,5-triazine
RL = reporting limit
U = nondetect

TABLE E.1.1-31
CORNHUSKER ARMY AMMUNITION PLANT
WELL G0049-EXPLOSIVES

FIELD ID			G0049			G0049			G0049			G0049			G0049			G0049			G0049		
METHOD	Maximum	Detection	SW846 M8330			SW846 M8330			SW846 M8330			SW846 M8330			SW846 M8330			SW846 M8330			SW846 M8330		
COLLECT DATE	Detection	Frequency	8/14/2014			3/18/2013			3/13/2012			3/10/2011			3/18/2010			3/16/2009			3/18/2008		
			Result	LOQ	Qual	Result	RL	Qual	Result	RL	Qual	Result	RL	Qual	Result	RL	Qual	Result	RL	Qual	Result	RL	Qual
EXPLOSIVES (µg/L)																							
1,3,5-Trinitrobenzene	6.99	13 / 26	<	1	U	<	0.8	U	<	0.8	U	<	0.8	U	<	1	U	<	0.48	U	<	0.5	U
1,3-Dinitrobenzene	-	0 / 26	<	0.42	U	<	0.8	U	<	0.8	U	<	0.8	U	<	0.4	U	<	0.48	U	<	0.5	U
2,4,6-Trinitrotoluene	1.9	6 / 26	<	0.42	U	<	0.8	U	<	0.8	U	<	0.8	U	<	0.4	U	<	0.48	U	<	0.5	U
2,4-Dinitrotoluene	0.313	2 / 26	<	0.42	U	<	0.8	U	<	0.8	U	<	0.8	U	<	0.4	U	<	0.48	U	<	0.5	U
2,6-Dinitrotoluene	0.35 J	1 / 26	<	0.21	U	<	0.8	U	<	0.8	U	<	0.8	U	<	0.2	U	<	0.48	U	<	0.5	U
2-Amino-4,6-dinitrotoluene	9.72	14 / 26	<	0.21	U	<	0.8	U	<	0.8	U	<	0.8	U	<	0.2	U	<	0.48	U	<	0.5	U
2-Nitrotoluene	-	0 / 22	<	0.42	U	<	0.8	U	<	0.8	U	<	0.8	U	<	0.4	U	<	0.48	U	<	0.5	U
3-Nitrotoluene	-	0 / 22	<	0.42	U	<	0.8	U	<	0.8	U	<	0.8	U	<	0.4	U	<	0.48	U	<	0.5	U
4-Amino-2,6-dinitrotoluene	0.57 J	4 / 22	<	0.21	U	<	1.4	U	<	1.4	U	<	0.8	U	<	0.2	U	<	0.48	U	<	0.5	U
4-Nitrotoluene	-	0 / 22	<	1	U	<	0.8	U	<	0.8	U	<	0.8	U	<	1	U	<	0.48	U	<	0.5	U
HMX	5.27	2 / 26	<	0.42	U	<	0.8	U	<	0.8	U	<	0.8	U	<	0.4	U	<	0.48	U	<	0.5	U
MNX	-	0 / 15	<	2.1	U	<	0.8	U	<	0.8	U	<	0.8	U	<	2	U	<	0.48	U	<	0.5	U
Nitrobenzene	1.23	1 / 26	<	0.42	U	<	0.8	U	<	0.8	U	<	0.8	U	<	0.4	U	<	0.48	U	<	0.5	U
RDX	0.503	1 / 26	<	0.21	U	<	0.8	U	<	0.8	U	<	0.8	U	<	0.2	U	<	0.48	U	<	0.5	U
Tetryl	-	0 / 24	<	0.25	U	<	1.6	U	<	0.8	U	<	0.8	U	<	0.24	U	<	0.48	U	<	0.5	U

Notes:
< = less than reporting limit
µg/L = micrograms per liter
HMX = octahydro-1,3,5,7-tetranitro-1,3,5,7-tetrazocine
ID = identification number
J = estimated
LOQ = limit of quantifications
MNX = mono-nitroso-RDX
NA = not analyzed
NRL = no reporting limit
Qual = qualifier
RDX = hexahydro-1,3,5-trinitro-1,3,5-triazine
RL = reporting limit
U = nondetect

TABLE E.1.1-31
CORNHUSKER ARMY AMMUNITION PLANT
WELL G0049-EXPLOSIVES

FIELD ID			G0049			G0049			G0049			G0049			G0049			G0049			G0049		
METHOD	Maximum	Detection	SW846 M8330			SW846 M8330			SW846 M8330			SW846 M8330			SW846 M8330			SW846 M8330			SW846 M8330		
COLLECT DATE	Detection	Frequency	3/15/2007			3/15/2006			3/16/2005			3/18/2004			3/18/2003			3/21/2002			3/23/2001		
			Result	RL	Qual	Result	RL	Qual	Result	RL	Qual	Result	RL	Qual	Result	RL	Qual	Result	RL	Qual	Result	RL	Qual
EXPLOSIVES (µg/L)																							
1,3,5-Trinitrobenzene	6.99	13 / 26	0.84	0.54		0.81	0.49		0.46	0.48	J	1.4	0.22		<	0.67	U	2.3	0.30		4.8	0.8	
1,3-Dinitrobenzene	-	0 / 26	<	0.54	U	<	0.49	U	<	0.48	U	<	0.22	U	<	0.67	U	<	0.20	U	<	0.8	U
2,4,6-Trinitrotoluene	1.9	6 / 26	<	0.54	U	<	0.49	U	<	0.48	U	0.23	0.22		<	0.67	U	<	0.37	U	<	0.8	U
2,4-Dinitrotoluene	0.313	2 / 26	<	0.54	U	<	0.49	U	<	0.48	U	<	0.43	U	<	1.3	U	<	0.20	U	<	0.8	U
2,6-Dinitrotoluene	0.35 J	1 / 26	<	0.54	U	<	0.49	U	<	0.48	U	<	0.43	U	<	1.3	U	<	0.78	U	0.35	0.8	J
2-Amino-4,6-dinitrotoluene	9.72	14 / 26	1.5	0.54		1.3	0.49		1.5	0.48		2	0.43		1.1	1.3	J	2.1	0.31		2	0.8	
2-Nitrotoluene	-	0 / 22	<	0.54	U	<	0.49	U	<	0.48	U	<	0.43	U	<	1.3	U	<	0.61	U	<	0.8	U
3-Nitrotoluene	-	0 / 22	<	0.54	U	<	0.49	U	<	0.48	U	<	0.43	U	<	1.3	U	<	0.39	U	<	0.8	U
4-Amino-2,6-dinitrotoluene	0.57 J	4 / 22	<	0.54	U	<	0.49	U	<	0.48	U	<	0.43	U	<	1.3	U	0.33	0.52	J	0.32	0.8	J
4-Nitrotoluene	-	0 / 22	<	0.54	U	<	0.49	U	<	0.48	U	<	0.69	U	<	2.1	U	<	1.2	U	<	0.8	U
HMX	5.27	2 / 26	<	0.54	U	<	0.49	U	0.3	0.48	J	<	0.54	U	<	1.6	U	<	0.85	U	<	1	U
MNX	-	0 / 15	<	0.54	U	<	0.49	U	<	0.48	U	<	0.22	U		NA			NA			NA	
Nitrobenzene	1.23	1 / 26	<	0.54	U	<	0.49	U	<	0.48	U	<	0.22	U	<	0.67	U	<	0.35	U	<	0.8	U
RDX	0.503	1 / 26	<	0.54	U	<	0.49	U	<	0.48	U	<	0.22	U	<	0.67	U	<	0.50	U	<	0.8	U
Tetryl	-	0 / 24	<	0.54	U	<	0.49	U	<	0.48	U	<	0.43	U	<	1.3	U	<	0.82	U	<	0.8	U

Notes:
< = less than reporting limit
µg/L = micrograms per liter
HMX = octahydro-1,3,5,7-tetranitro-1,3,5,7-tetrazocine
ID = identification number
J = estimated
LOQ = limit of quantifications
MNX = mono-nitroso-RDX
NA = not analyzed
NRL = no reporting limit
Qual = qualifier
RDX = hexahydro-1,3,5-trinitro-1,3,5-triazine
RL = reporting limit
U = nondetect

TABLE E.1.1-31
CORNHUSKER ARMY AMMUNITION PLANT
WELL G0049-EXPLOSIVES

FIELD ID			G0049			G0049			G0049			G0049			G0049			G0049			G0049		
METHOD	Maximum	Detection	SW846 M8330			SW846 M8330			UW51			UW51			UW33			UW33			UW32		
COLLECT DATE	Detection	Frequency	3/21/2000			4/2/1999			6/18/1998			10/3/1997			7/16/1994			6/20/1994			8/24/1992		
			Result	RL	Qual	Result	RL	Qual	Result	RL	Qual	Result	RL	Qual	Result	RL	Qual	Result	RL	Qual	Result	RL	Qual
EXPLOSIVES (µg/L)																							
1,3,5-Trinitrobenzene	6.99	13 / 26	1.7	0.8		<	0.8	U	2.56	1.00		2.30	0.125		3.71	NRL		4.86	NRL		5.67	NRL	
1,3-Dinitrobenzene	-	0 / 26	<	0.8	U	<	0.8	U	<	0.500	U	<	0.989	U	<	0.549	U	<	0.549	U	<	0.611	U
2,4,6-Trinitrotoluene	1.9	6 / 26	1.4	1.5	J	<	0.8	U	<	1.00	U	0.772	0.29		0.882	NRL		1.28	NRL		1.9	NRL	
2,4-Dinitrotoluene	0.313	2 / 26	<	1.1	U	<	0.8	U	<	0.500	U	0.313	0.233		<	0.26	U	<	0.26	U	0.118	NRL	
2,6-Dinitrotoluene	0.35 J	1 / 26	<	1.1	U	<	0.8	U	<	0.500	U	<	0.2	U	<	0.26	U	<	0.26	U	<	0.074	U
2-Amino-4,6-dinitrotoluene	9.72	14 / 26	2.6	1		9.72	0.8		1.56	0.500		0.963	0.173		1.06	NRL		1.23	NRL		0.722	NRL	
2-Nitrotoluene	-	0 / 22	<	1.1	U	<	0.8	U	<	1.00	U	<	0.319	U		NA			NA			NA	
3-Nitrotoluene	-	0 / 22	<	1.1	U	<	0.8	U	<	1.00	U	<	0.514	U		NA			NA			NA	
4-Amino-2,6-dinitrotoluene	0.57 J	4 / 22	0.57	1	J	<	0.8	U	<	1.00	U	0.345	0.309			NA			NA			NA	
4-Nitrotoluene	-	0 / 22	<	1.1	U	<	0.8	U	<	1.00	U	<	0.368	U		NA			NA			NA	
HMX	5.27	2 / 26	<	0.8	U	<	0.8	U	<	0.500	U	<	0.16	U	5.27	NRL		<	0.563	U	<	1.21	U
MNX	-	0 / 15		NA			NA			NA			NA			NA			NA			NA	
Nitrobenzene	1.23	1 / 26	<	0.8	U	<	0.8	U	<	0.500	U	<	0.231	U	<	0.817	U	<	0.817	U	1.23	NRL	
RDX	0.503	1 / 26	<	0.8	U	<	0.8	U	<	1.00	U	<	0.558	U	0.503	NRL		<	0.412	U	<	1.17	U
Tetryl	-	0 / 24	<	1.3	U	<	0.8	U	<	0.500	U	<	0.253	U	<	1.18	U	<	1.18	U		NA	

Notes:
< = less than reporting limit
µg/L = micrograms per liter
HMX = octahydro-1,3,5,7-tetranitro-1,3,5,7-tetrazocine
ID = identification number
J = estimated
LOQ = limit of quantifications
MNX = mono-nitroso-RDX
NA = not analyzed
NRL = no reporting limit
Qual = qualifier
RDX = hexahydro-1,3,5-trinitro-1,3,5-triazine
RL = reporting limit
U = nondetect

TABLE E.1.1-31
CORNHUSKER ARMY AMMUNITION PLANT
WELL G0049-EXPLOSIVES

FIELD ID				G0049	
METHOD	Maximum	Detection		UW33	
COLLECT DATE	Detection	Frequency		3/26/1992	
			Result	RL	Qual
EXPLOSIVES (µg/L)					
1,3,5-Trinitrobenzene	6.99	13 / 26	6.99	NRL	
1,3-Dinitrobenzene	-	0 / 26	<	1.1	U
2,4,6-Trinitrotoluene	1.9	6 / 26	<	1.88	U
2,4-Dinitrotoluene	0.313	2 / 26	<	0.26	U
2,6-Dinitrotoluene	0.35 J	1 / 26	<	0.26	U
2-Amino-4,6-dinitrotoluene	9.72	14 / 26	<	0.5	U
2-Nitrotoluene	-	0 / 22		NA	
3-Nitrotoluene	-	0 / 22		NA	
4-Amino-2,6-dinitrotoluene	0.57 J	4 / 22		NA	
4-Nitrotoluene	-	0 / 22		NA	
HMX	5.27	2 / 26	<	0.563	U
MNX	-	0 / 15		NA	
Nitrobenzene	1.23	1 / 26	<	0.817	U
RDX	0.503	1 / 26	<	0.412	U
Tetryl	-	0 / 24		NA	

Notes:
< = less than reporting limit
µg/L = micrograms per liter
HMX = octahydro-1,3,5,7-tetranitro-1,3,5,7-tetrazocine
ID = identification number
J = estimated
LOQ = limit of quantifications
MNX = mono-nitroso-RDX
NA = not analyzed
NRL = no reporting limit
Qual = qualifier
RDX = hexahydro-1,3,5-trinitro-1,3,5-triazine
RL = reporting limit
U = nondetect

TABLE E.1.1-32
CORNHUSKER ARMY AMMUNITION PLANT
WELL G0052-EXPLOSIVES

FIELD ID			G0052			G0052			G0052			G0052			G0052			G0052			G0052		
METHOD	Maximum	Detection	SW846 M8330			SW846 M8330			SW846 M8330			SW846 M8330			SW846 M8330			SW846 M8330			SW846 M8330		
COLLECT DATE	Detection	Frequency	None			3/23/2005			3/16/2004			3/25/2003			3/20/2002			3/26/2001			3/16/2000		
			Result	RL	Qual	Result	RL	Qual	Result	RL	Qual	Result	RL	Qual	Result	RL	Qual	Result	RL	Qual	Result	RL	Qual
EXPLOSIVES (µg/L)																							
1,3,5-Trinitrobenzene	-	0 / 10				<	0.48	U	<	0.23	U	<	0.29	U	<	0.33	U	<	0.8	U	<	0.8	U
1,3-Dinitrobenzene	-	0 / 10				<	0.48	U	<	0.23	U	<	0.29	U	<	0.22	U	<	0.8	U	<	0.8	U
2,4,6-Trinitrotoluene	-	0 / 10				<	0.48	U	<	0.23	U	<	0.29	U	<	0.27	U	<	0.8	U	<	1.5	U
2,4-Dinitrotoluene	0.072	1 / 10				<	0.48	U	<	0.44	U	<	0.57	U	<	0.22	U	<	0.8	U	<	1.1	U
2,6-Dinitrotoluene	-	0 / 10	**Abandoned**			<	0.48	U	<	0.44	U	<	0.57	U	<	0.85	U	<	0.8	U	<	1.1	U
2-Amino-4,6-dinitrotoluene	0.25	1 / 10	**2005**			<	0.48	U	<	0.44	U	<	0.57	U	<	0.34	U	<	0.8	U	<	1	U
2-Nitrotoluene	-	0 / 8				<	0.48	U	<	0.44	U	<	0.57	U	<	0.67	U	<	0.8	U	<	1.1	U
3-Nitrotoluene	-	0 / 8				<	0.48	U	<	0.44	U	<	0.57	U	<	0.42	U	<	0.8	U	<	1.1	U
4-Amino-2,6-dinitrotoluene	-	0 / 8				<	0.48	U	<	0.44	U	<	0.57	U	<	0.57	U	<	0.8	U	<	1	U
4-Nitrotoluene	-	0 / 8				<	0.48	U	<	0.72	U	<	0.92	U	<	1.4	U	<	0.8	U	<	1.1	U
HMX	-	0 / 10				<	0.48	U	<	0.56	U	<	0.72	U	<	0.93	U	<	1	U	<	0.8	U
MNX	-	0 / 2				<	0.48	U	<	0.23	U		NA			NA			NA			NA	
Nitrobenzene	-	0 / 10				<	0.48	U	<	0.23	U	<	0.29	U	<	0.38	U	<	0.8	U	<	0.8	U
RDX	-	0 / 10				<	0.48	U	<	0.23	U	<	0.29	U	<	0.55	U	<	0.8	U	<	0.8	U
Tetryl	-	0 / 8				<	0.48	U	<	0.44	U	<	0.57	U	<	0.90	U	<	0.8	U	<	1.3	U

Notes:
< = less than reporting limit
µg/L = micrograms per liter
HMX = octahydro-1,3,5,7-tetranitro-1,3,5,7-tetrazocine
ID = identification number
J = estimated
LOQ = limit of quantifications
MNX = mono-nitroso-RDX
NA = not analyzed
NRL = no reporting limit
Qual = qualifier
RDX = hexahydro-1,3,5-trinitro-1,3,5-triazine
RL = reporting limit
U = nondetect

TABLE E.1.1-32
CORNHUSKER ARMY AMMUNITION PLANT
WELL G0052-EXPLOSIVES

FIELD ID			G0052			G0052			G0052			G0052		
METHOD	Maximum	Detection	SW846 M8330			UW51			UW32			UW33		
COLLECT DATE	Detection	Frequency	3/26/1999			6/25/1998			8/23/1992			3/22/1992		
			Result	RL	Qual	Result	RL	Qual	Result	RL	Qual	Result	RL	Qual
EXPLOSIVES (µg/L)														
1,3,5-Trinitrobenzene	-	0 / 10	<	0.8	U	<	1.00	U	<	0.449	U	<	0.425	U
1,3-Dinitrobenzene	-	0 / 10	<	0.8	U	<	0.500	U	<	0.611	U	<	0.549	U
2,4,6-Trinitrotoluene	-	0 / 10	<	0.8	U	<	1.00	U	<	0.635	U	<	0.451	U
2,4-Dinitrotoluene	0.072	1 / 10	<	0.8	U	<	0.500	U	0.072	NRL		<	0.26	U
2,6-Dinitrotoluene	-	0 / 10	<	0.8	U	<	0.500	U	<	0.074	U	<	0.26	U
2-Amino-4,6-dinitrotoluene	0.25	1 / 10	<	0.8	U	<	0.500	U	0.25	NRL		<	0.5	U
2-Nitrotoluene	-	0 / 8	<	0.8	U	<	1.00	U		NA			NA	
3-Nitrotoluene	-	0 / 8	<	0.8	U	<	1.00	U		NA			NA	
4-Amino-2,6-dinitrotoluene	-	0 / 8	<	0.8	U	<	1.00	U		NA			NA	
4-Nitrotoluene	-	0 / 8	<	0.8	U	<	1.00	U		NA			NA	
HMX	-	0 / 10	<	0.8	U	<	0.500	U	<	1.21	U	<	0.563	U
MNX	-	0 / 2		NA			NA			NA			NA	
Nitrobenzene	-	0 / 10	<	0.8	U	<	0.500	U	<	0.645	U	<	0.817	U
RDX	-	0 / 10	<	0.8	U	<	1.00	U	<	1.17	U	<	0.412	U
Tetryl	-	0 / 8	<	0.8	U	<	0.500	U		NA			NA	

Notes:
< = less than reporting limit
µg/L = micrograms per liter
HMX = octahydro-1,3,5,7-tetranitro-1,3,5,7-tetrazocine
ID = identification number
J = estimated
LOQ = limit of quantifications
MNX = mono-nitroso-RDX
NA = not analyzed
NRL = no reporting limit
Qual = qualifier
RDX = hexahydro-1,3,5-trinitro-1,3,5-triazine
RL = reporting limit
U = nondetect

TABLE E.1.1-33
CORNHUSKER ARMY AMMUNITION PLANT
WELL G0063-EXPLOSIVES

FIELD ID			G0063			G0063			G0063			G0063			G0063			G0063			G0063		
METHOD	Maximum	Detection	SW846 M8330			SW846 M8330			SW846 M8330			SW846 M8330			SW846 M8330			SW846 M8330			SW846 M8330		
COLLECT DATE	Detection	Frequency	None			3/12/2013			3/5/2012			3/7/2011			3/1/2010			3/6/2009			3/12/2008		
			Result	RL	Qual	Result	RL	Qual	Result	RL	Qual	Result	RL	Qual	Result	RL	Qual	Result	RL	Qual	Result	RL	Qual
EXPLOSIVES (µg/L)																							
1,3,5-Trinitrobenzene	-	0 / 17				<	0.8	U	<	0.8	U	<	0.8	U	<	1	U	<	0.48	U	<	0.48	U
1,3-Dinitrobenzene	-	0 / 17				<	0.8	U	<	0.8	U	<	0.8	U	<	0.42	U	<	0.48	U	<	0.48	U
2,4,6-Trinitrotoluene	-	0 / 17				<	0.8	U	<	0.8	U	<	0.8	U	<	0.42	U	<	0.48	U	<	0.48	U
2,4-Dinitrotoluene	-	0 / 17				<	0.8	U	<	0.8	U	<	0.8	U	<	0.42	U	<	0.48	U	<	0.48	U
2,6-Dinitrotoluene	-	0 / 17	**Not Sampled**			<	0.8	U	<	0.8	U	<	0.8	U	<	0.21	U	<	0.48	U	<	0.48	U
2-Amino-4,6-dinitrotoluene	-	0 / 16	**in 2014, 2015, 2016,**			<	0.8	U	<	0.8	U	<	0.8	U	<	0.21	U	<	0.48	U	<	0.48	U
2-Nitrotoluene	-	0 / 15	**2017, 2018**			<	0.8	U	<	0.8	U	<	0.8	U	<	0.42	U	<	0.48	U	<	0.48	U
3-Nitrotoluene	-	0 / 15				<	0.8	U	<	0.8	U	<	0.8	U	<	0.42	U	<	0.48	U	<	0.48	U
4-Amino-2,6-dinitrotoluene	-	0 / 15				<	1.4	U	<	1.4	U	<	0.8	U	<	0.21	U	<	0.48	U	<	0.48	U
4-Nitrotoluene	-	0 / 15				<	0.8	U	<	0.8	U	<	0.8	U	<	1	U	<	0.48	U	<	0.48	U
HMX	5.3	4 / 17				<	0.8	U	<	0.8	U	<	0.8	U	<	0.42	U	<	0.48	UJ	<	0.48	U
MNX	5.2	2 / 10				<	0.8	U	<	0.8	U	<	0.8	U	<	2.1	U	<	0.48	U	<	0.48	U
Nitrobenzene	-	0 / 17				<	0.8	U	<	0.8	U	<	0.8	U	<	0.42	U	<	0.48	U	<	0.48	U
RDX	27	6 / 17				<	0.8	U	<	0.8	U	<	0.8	U	<	0.21	U	<	0.48	U	<	0.48	U
Tetryl	-	0 / 15				<	1.6	U	<	0.8	U	<	0.8	U	<	0.25	U	<	0.48	U	<	0.48	U

Notes:
< = less than reporting limit
µg/L = micrograms per liter
HMX = octahydro-1,3,5,7-tetranitro-1,3,5,7-tetrazocine
ID = identification number
J = estimated
LOQ = limit of quantifications
MNX = mono-nitroso-RDX
NA = not analyzed
NRL = no reporting limit
Qual = qualifier
RDX = hexahydro-1,3,5-trinitro-1,3,5-triazine
RL = reporting limit
U = nondetect

TABLE E.1.1-33
CORNHUSKER ARMY AMMUNITION PLANT
WELL G0063-EXPLOSIVES

FIELD ID			G0063			G0063			G0063			G0063			G0063			G0063			G0063		
METHOD	Maximum	Detection	SW846 M8330			SW846 M8330			SW846 M8330			SW846 M8330			SW846 M8330			SW846 M8330			SW846 M8330		
COLLECT DATE	Detection	Frequency	3/13/2007			3/29/2006			3/18/2005			3/18/2004			3/24/2003			3/21/2002			3/27/2001		
			Result	RL	Qual	Result	RL	Qual	Result	RL	Qual	Result	RL	Qual	Result	RL	Qual	Result	RL	Qual	Result	RL	Qual
EXPLOSIVES (µg/L)																							
1,3,5-Trinitrobenzene	-	0 / 17	<	0.48	U	<	0.48	U	<	0.48	U	<	0.22	U	<	0.22	U	<	0.38	U	<	0.8	U
1,3-Dinitrobenzene	-	0 / 17	<	0.48	U	<	0.48	U	<	0.48	U	<	0.22	U	<	0.22	U	<	0.26	U	<	0.8	U
2,4,6-Trinitrotoluene	-	0 / 17	<	0.48	U	<	0.48	U	<	0.48	U	<	0.22	U	<	0.22	U	<	0.32	U	<	0.8	U
2,4-Dinitrotoluene	-	0 / 17	<	0.48	U	<	0.48	U	<	0.48	U	<	0.43	U	<	0.43	U	<	0.26	U	<	0.8	U
2,6-Dinitrotoluene	-	0 / 17	<	0.48	U	<	0.48	U	<	0.48	U	<	0.43	U	<	0.43	U	<	0.99	U	<	0.8	U
2-Amino-4,6-dinitrotoluene	-	0 / 16	<	0.48	U	<	0.48	U	<	0.48	U	<	0.43	U	<	0.43	U	<	0.40	U	<	0.8	U
2-Nitrotoluene	-	0 / 15	<	0.48	U	<	0.48	U	<	0.48	U	<	0.43	U	<	0.43	U	<	0.78	U	<	0.8	U
3-Nitrotoluene	-	0 / 15	<	0.48	U	<	0.48	U	<	0.48	U	<	0.43	U	<	0.43	U	<	0.50	U	<	0.8	U
4-Amino-2,6-dinitrotoluene	-	0 / 15	<	0.48	U	<	0.48	U	<	0.48	U	<	0.43	U	<	0.43	U	<	0.67	U	<	0.8	U
4-Nitrotoluene	-	0 / 15	<	0.48	U	<	0.48	U	<	0.48	U	<	0.7	U	<	0.7	U	<	1.6	U	<	0.8	U
HMX	5.3	4 / 17	<	0.48	U	<	0.48	U	0.82	0.48		5.3	0.55		1.6	0.55		0.46	1.1	J	<	1	U
MNX	5.2	2 / 10	<	0.48	U	<	0.48	U	0.53	0.48		5.2	0.22			NA			NA			NA	
Nitrobenzene	-	0 / 17	<	0.48	U	<	0.48	U	<	0.48	U	<	0.22	U	<	0.22	U	<	0.45	U	<	0.8	U
RDX	27	6 / 17	<	0.48	U	2.9	0.48		8.5	0.48		27	2.2		9.6	0.22		3.0	0.64		0.73	0.8	J
Tetryl	-	0 / 15	<	0.48	U	<	0.48	U	<	0.48	U	<	0.43	U	<	0.43	U	<	1.1	U	<	0.8	U

Notes:
< = less than reporting limit
µg/L = micrograms per liter
HMX = octahydro-1,3,5,7-tetranitro-1,3,5,7-tetrazocine
ID = identification number
J = estimated
LOQ = limit of quantifications
MNX = mono-nitroso-RDX
NA = not analyzed
NRL = no reporting limit
Qual = qualifier
RDX = hexahydro-1,3,5-trinitro-1,3,5-triazine
RL = reporting limit
U = nondetect

TABLE E.1.1-33
CORNHUSKER ARMY AMMUNITION PLANT
WELL G0063-EXPLOSIVES

FIELD ID			G0063			G0063			G0063			G0063		
METHOD	Maximum	Detection	SW846 M8330			SW846 M8330			UW51			UW51		
COLLECT DATE	Detection	Frequency	3/20/2000			3/30/1999			9/2/1992			3/15/1992		
			Result	RL	Qual	Result	RL	Qual	Result	RL	Qual	Result	RL	Qual
EXPLOSIVES (µg/L)														
1,3,5-Trinitrobenzene	-	0 / 17	<	0.8	U	<	0.8	U	<	0.45	U	<	0.43	U
1,3-Dinitrobenzene	-	0 / 17	<	0.8	U	<	0.8	U	<	0.61	U	<	0.55	U
2,4,6-Trinitrotoluene	-	0 / 17	<	1.5	U	<	0.8	U	<	0.64	U	<	0.45	U
2,4-Dinitrotoluene	-	0 / 17	<	1.1	U	<	0.8	U	<	0.07	U	<	0.26	U
2,6-Dinitrotoluene	-	0 / 17	<	1.1	U	<	0.8	U	<	0.07	U	<	0.26	U
2-Amino-4,6-dinitrotoluene	-	0 / 16	<	1	U	<	0.8	U	<	0.16	U		NA	
2-Nitrotoluene	-	0 / 15	<	1.1	U	<	0.8	U		NA			NA	
3-Nitrotoluene	-	0 / 15	<	1.1	U	<	0.8	U		NA			NA	
4-Amino-2,6-dinitrotoluene	-	0 / 15	<	1	U	<	0.8	U		NA			NA	
4-Nitrotoluene	-	0 / 15	<	1.1	U	<	0.8	U		NA			NA	
HMX	5.3	4 / 17	<	0.8	U	<	0.8	U	<	1.21	U	<	0.56	U
MNX	5.2	2 / 10		NA			NA			NA			NA	
Nitrobenzene	-	0 / 17	<	0.8	U	<	0.8	U	<	0.65	U	<	0.82	U
RDX	27	6 / 17	<	0.8	U	<	0.8	U	<	1.17	U	<	0.41	U
Tetryl	-	0 / 15	<	1.3	U	<	0.8	U		NA			NA	

Notes:
< = less than reporting limit
µg/L = micrograms per liter
HMX = octahydro-1,3,5,7-tetranitro-1,3,5,7-tetrazocine
ID = identification number
J = estimated
LOQ = limit of quantifications
MNX = mono-nitroso-RDX
NA = not analyzed
NRL = no reporting limit
Qual = qualifier
RDX = hexahydro-1,3,5-trinitro-1,3,5-triazine
RL = reporting limit
U = nondetect

TABLE E.1.1-34
CORNHUSKER ARMY AMMUNITION PLANT
WELL G0066R-EXPLOSIVES

FIELD ID			G0066R					G0066R					G0066R					G0066R				
METHOD	Maximum	Detection	SW846 M8330					SW846 M8330					SW846 M8330					SW846 M8330				
COLLECT DATE	Detection	Frequency	3/22/2018					3/27/2017					8/8/2016					8/10/2015				
			Result	Qual	DL	LOD	LOQ	Result	Qual	DL	LOD	LOQ	Result	DL	LOD	LOQ	Qual	Result	DL	LOD	LOQ	Qual
EXPLOSIVES (µg/L)																						
1,3,5-Trinitrobenzene	390	18 / 20	0.48	J	0.032	0.1	0.15	0.99	J	0.033	0.1	0.16	<	2.2	4.4	11	U	0.39	0.21	0.42	1.1	J
1,3-Dinitrobenzene	2.31	2 / 20	<	U	0.051	0.1	0.15	<	U	0.052	0.1	0.16	<	0.99	2.2	4.4	U	<	0.093	0.21	0.42	U
2,4,6-Trinitrotoluene	820	18 / 20	0.33	J	0.051	0.1	0.15	0.84		0.052	0.1	0.16	<	0.81	2.2	4.4	U	1.6	0.076	0.21	0.42	
2,4-Dinitrotoluene	24	13 / 20	<	U	0.051	0.1	0.13	0.14		0.052	0.1	0.14	<	0.93	2.2	4.4	U	0.30	0.088	0.21	0.42	J
2,6-Dinitrotoluene	5	7 / 20	<	U	0.051	0.1	0.13	<	U	0.052	0.1	0.14	<	0.72	2.2	2.2	U	<	0.068	0.21	0.21	U
2-Amino-4,6-dinitrotoluene	87	19 / 20	0.87	J	0.031	0.1	0.15	2		0.031	0.1	0.16	<	0.56	1.3	2.2	U	6.1	0.053	0.13	0.21	
2-Nitrotoluene	2.5	1 / 16	<	U	0.09	0.2	0.51	<	U	0.092	0.21	0.52	<	0.95	2.2	4.4	U	<	0.090	0.21	0.42	U
3-Nitrotoluene	-	0 / 16	<	U	0.058	0.2	0.51	<	U	0.06	0.21	0.52	<	0.93	2.2	4.4	U	<	0.088	0.21	0.42	U
4-Amino-2,6-dinitrotoluene	55 J	14 / 16	0.76	J	0.051	0.1	0.15	1.8		0.052	0.1	0.16	<	0.64	1.3	2.2	U	6.6	0.061	0.13	0.21	
4-Nitrotoluene	-	0 / 16	<	U	0.09	0.2	0.51	<	U	0.092	0.21	0.52	<	2.2	4.4	11	U	<	0.21	0.21	1.1	U
HMX	79.2	17 / 20	0.2	J	0.029	0.1	0.15	1.9	J	0.038	0.1	0.16	<	0.97	2.2	4.4	U	<	0.092	0.21	0.42	U
MNX	1.9 J	3 / 10	<	U	0.037	0.1	0.51	<	U	0.029	0.1	0.52	<	4.0	4.0	22	U	0.70	0.38	0.38	2.1	J
Nitrobenzene	19.6	4 / 20	<	U	0.051	0.1	0.15	<	U	0.052	0.1	0.16	<	1.0	2.2	4.4	U	<	0.096	0.21	0.42	U
RDX	103	19 / 20	<	U	0.037	0.1	0.15	0.86		0.038	0.1	0.16	0.72	0.58	1.3	2.2	J	0.39	0.055	0.13	0.21	J
Tetryl	0.32 J	2 / 18	<	U	0.051	0.1	0.15	0.086	J	0.052	0.1	0.16	<	0.88	2.2	2.7	U	<	0.084	0.21	0.25	U

Notes:
*G0066 was abandoned and replaced by G0066R in 2010.

< = less than reporting limit
µg/L = micrograms per liter
HMX = octahydro-1,3,5,7-tetranitro-1,3,5,7-tetrazocine
ID = identification number
J = estimated
LOQ = limit of quantifications
MNX = mono-nitroso-RDX
NA = not analyzed
NRL = no reporting limit
Qual = qualifier
RDX = hexahydro-1,3,5-trinitro-1,3,5-triazine
RL = reporting limit
U = nondetect

TABLE E.1.1-34
CORNHUSKER ARMY AMMUNITION PLANT
WELL G0066R-EXPLOSIVES

FIELD ID			G0066R			G0066R			G0066R			G0066R			G0066			G0066			G0066		
METHOD	Maximum	Detection	SW846 M8330			SW846 M8330			SW846 M8330			SW846 M8330			SW846 M8330			SW846 M8330			SW846 M8330		
COLLECT DATE	Detection	Frequency	8/11/2014			3/21/2013			3/15/2012			3/10/2011			3/17/2010			3/12/2009			None		
			Result	LOQ	Qual	Result	RL	Qual	Result	RL	Qual	Result	RL	Qual	Result	RL	Qual	Result	RL	Qual	Result	RL	Qual
EXPLOSIVES (µg/L)																							
1,3,5-Trinitrobenzene	390	18 / 20	4.4	1		17.1	0.8	J	<	0.8	UJ	41.2	0.8		0.34	0.99	J	37	0.48				
1,3-Dinitrobenzene	2.31	2 / 20	<	0.42	U	<	0.8	U	<	0.8	UJ	<	0.8	U	<	0.4	U	<	0.48	U			
2,4,6-Trinitrotoluene	820	18 / 20	3.6	0.42		24.2	0.8	J	<	0.8	UJ	24.2	0.8		9.1	0.4	J	160	2.5	J	**No 2008 Sample**		
2,4-Dinitrotoluene	24	13 / 20	0.18	0.42	J	<	0.8	U	<	0.8	UJ	0.57	0.8	J	<	0.4	U	<	0.48	U	**Well Dry**		
2,6-Dinitrotoluene	5	7 / 20	<	0.21	U	<	0.8	U	<	0.8	UJ	1.2	0.8		<	0.2	U	0.72	0.48				
2-Amino-4,6-dinitrotoluene	87	19 / 20	6.5	0.21		13	0.8	J	0.61	0.8	J	26.2	0.8		13	0.2	J	23	0.48				
2-Nitrotoluene	2.5	1 / 16	<	0.42	U	<	0.8	U	<	0.8	UJ	<	0.8	U	<	0.4	U	<	0.48	U			
3-Nitrotoluene	-	0 / 16	<	0.42	U	<	0.8	U	<	0.8	UJ	<	0.8	U	<	0.4	U	<	0.48	U			
4-Amino-2,6-dinitrotoluene	55 J	14 / 16	6.4	0.21		8.4	1.4	J	<	1.4	UJ	28.8	0.8		12	0.2	J	25	0.48				
4-Nitrotoluene	-	0 / 16	<	1	U	<	0.8	U	<	0.8	UJ	<	0.8	U	<	1	U	<	0.48	U			
HMX	79.2	17 / 20	1.7	0.42	J	5.6	0.8	J	6.3	0.8	J	1.7	0.8	J	2.8	0.4	J	2.1	0.48				
MNX	1.9 J	3 / 10	1.9	2.1	J	<	0.8	U	<	0.8	UJ	<	0.8	U	<	2	U	0.51	0.48				
Nitrobenzene	19.6	4 / 20	0.13	0.42	J	<	0.8	U	<	0.8	UJ	<	0.8	U	<	0.4	U	<	0.48	U			
RDX	103	19 / 20	1.5	0.21		0.72	0.8	J	2	0.8	J	1.9	0.8		1.3	0.2	J	16	0.48				
Tetryl	0.32 J	2 / 18	<	0.25	U	<	1.6	U	<	0.8	UJ	<	0.8	U	<	0.24	U	<	0.48	U			

Notes:
*G0066 was abandoned and replaced by G0066R in 2010.

< = less than reporting limit
µg/L = micrograms per liter
HMX = octahydro-1,3,5,7-tetranitro-1,3,5,7-tetrazocine
ID = identification number
J = estimated
LOQ = limit of quantifications
MNX = mono-nitroso-RDX
NA = not analyzed
NRL = no reporting limit
Qual = qualifier
RDX = hexahydro-1,3,5-trinitro-1,3,5-triazine
RL = reporting limit
U = nondetect

TABLE E.1.1-34
CORNHUSKER ARMY AMMUNITION PLANT
WELL G0066R-EXPLOSIVES

FIELD ID			G0066			G0066			G0066			G0066			G0066			G0066			G0066		
METHOD	Maximum	Detection	SW846 M8330			SW846 M8330			SW846 M8330			SW846 M8330			SW846 M8330			SW846 M8330			SW846 M8330		
COLLECT DATE	Detection	Frequency	None			None			None			None			3/19/2003			3/25/2002			3/26/2001		
			Result	RL	Qual	Result	RL	Qual	Result	RL	Qual	Result	RL	Qual	Result	RL	Qual	Result	RL	Qual	Result	RL	Qual
EXPLOSIVES (µg/L)																							
1,3,5-Trinitrobenzene	390	18 / 20													0.71	0.2	J	83	3.3	J	390	40	
1,3-Dinitrobenzene	2.31	2 / 20													<	0.2	U	<	0.22	UJ	<	2	U
2,4,6-Trinitrotoluene	820	18 / 20	**No 2007 Sample**			**No 2006 Sample**			**No 2005 Sample**			**No 2004 Sample**			120	20	J	210	28	J	630	40	
2,4-Dinitrotoluene	24	13 / 20	**Well Dry**			**Well Dry**			**Well Dry**			**Well Dry**			2.4	0.39	J	3.4	0.22	J	11	2	
2,6-Dinitrotoluene	5	7 / 20													1.1	0.39	J	1.8	0.86	J	<	2	U
2-Amino-4,6-dinitrotoluene	87	19 / 20													16	0.39	J	17	0.35	J	22	2	
2-Nitrotoluene	2.5	1 / 16													<	0.39	U	<	0.68	U	2.5	2	
3-Nitrotoluene	-	0 / 16													<	0.39	U	<	0.43	U	<	0.8	
4-Amino-2,6-dinitrotoluene	55 J	14 / 16													29	3.9	J	29	5.8	J	17	1.6	
4-Nitrotoluene	-	0 / 16													<	0.62	U	<	1.4	U	<	0.8	
HMX	79.2	17 / 20													5.7	0.49	J	7.1	0.94	J	6.2	2	
MNX	1.9 J	3 / 10														NA			NA			NA	
Nitrobenzene	19.6	4 / 20													<	0.2	U	<	0.39	U	<	2	U
RDX	103	19 / 20													14	2	J	30	5.5	J	18	8	
Tetryl	0.32 J	2 / 18													<	0.39	U	0.32	0.91	J	<	8	U

Notes:
*G0066 was abandoned and replaced by G0066R in 2010.

< = less than reporting limit
µg/L = micrograms per liter
HMX = octahydro-1,3,5,7-tetranitro-1,3,5,7-tetrazocine
ID = identification number
J = estimated
LOQ = limit of quantifications
MNX = mono-nitroso-RDX
NA = not analyzed
NRL = no reporting limit
Qual = qualifier
RDX = hexahydro-1,3,5-trinitro-1,3,5-triazine
RL = reporting limit
U = nondetect

TABLE E.1.1-34
CORNHUSKER ARMY AMMUNITION PLANT
WELL G0066R-EXPLOSIVES

FIELD ID			G0066			G0066			G0066			G0066			G0066			G0066			G0066		
METHOD	Maximum	Detection	SW846 M8330			SW846 M8330			UW51			UW33			UW33			UW32			UW33		
COLLECT DATE	Detection	Frequency	3/20/2000			3/31/1999			6/22/1998			7/17/1994			6/20/1994			10/13/1992			8/19/1992		
			Result	RL	Qual	Result	RL	Qual	Result	RL	Qual	Result	RL	Qual	Result	RL	Qual	Result	RL	Qual	Result	RL	Qual
EXPLOSIVES (µg/L)																							
1,3,5-Trinitrobenzene	390	18 / 20	83	40		70.3	4		69.6	1.00	J	130	NRL		130	NRL		190	NRL		180	NRL	
1,3-Dinitrobenzene	2.31	2 / 20	<	0.8	U	<	4	U	<	0.500	UJ	1.28	NRL		<	11	U	<	0.611	U	2.31	NRL	
2,4,6-Trinitrotoluene	820	18 / 20	450	75		257	16		219	50.00	J	400	NRL		420	NRL		750	NRL		820	NRL	
2,4-Dinitrotoluene	24	13 / 20	9.7	1.1		6.62	4		8.81	0.500	J	10.0	NRL		<	13	U	20.0	NRL		24.0	NRL	
2,6-Dinitrotoluene	5	7 / 20	2.7	1.1		2.4	4	J	<	0.500	UJ	5.00	NRL		<	5.2	U	<	0.074	U	<	0.074	U
2-Amino-4,6-dinitrotoluene	87	19 / 20	34	50	J	45.4	4		47.0	0.500	J	69.0	NRL		66.0	NRL		81.0	NRL		87.0	NRL	
2-Nitrotoluene	2.5	1 / 16	<	1.1	U	<	4	U	<	1.00	UJ		NA			NA			NA			NA	
3-Nitrotoluene	-	0 / 16	<	1.1	U	<	4	U	<	1.00	UJ		NA			NA			NA			NA	
4-Amino-2,6-dinitrotoluene	55 J	14 / 16	18	1	JE	46.7	4		55.0	1.00	J		NA			NA			NA			NA	
4-Nitrotoluene	-	0 / 16	<	1.1	U	<	4	U	<	1.00	UJ		NA			NA			NA			NA	
HMX	79.2	17 / 20	5.1	0.8		3.05	4	J	6.13	0.500	J	<	5.6	U	7.97	NRL		13.0	NRL		79.2	NRL	
MNX	1.9 J	3 / 10		NA			NA			NA			NA			NA			NA			NA	
Nitrobenzene	19.6	4 / 20	9.4	0.8		19.6	4		<	0.500	UJ	1.25	NRL		<	41	U	<	0.645	U	<	0.645	U
RDX	103	19 / 20	23	40	J	23.4	4		6.63	1.00	J	55.0	NRL		54.0	NRL		103	NRL		96.4	NRL	
Tetryl	0.32 J	2 / 18	<	1.3	U	<	4	U	<	0.500	UJ	<	12	U	<	24	U		NA			NA	

Notes:
*G0066 was abandoned and replaced by G0066R in 2010.

< = less than reporting limit
µg/L = micrograms per liter
HMX = octahydro-1,3,5,7-tetranitro-1,3,5,7-tetrazocine
ID = identification number
J = estimated
LOQ = limit of quantifications
MNX = mono-nitroso-RDX
NA = not analyzed
NRL = no reporting limit
Qual = qualifier
RDX = hexahydro-1,3,5-trinitro-1,3,5-triazine
RL = reporting limit
U = nondetect

TABLE E.1.1-35
CORNHUSKER ARMY AMMUNITION PLANT
WELL G0067-EXPLOSIVES

FIELD ID			G0067					G0067					G0067					G0067				
METHOD	Maximum	Detection	SW846 M8330					SW846 M8330					SW846 M8330					SW846 M8330				
COLLECT DATE	Detection	Frequency	3/22/2018					3/30/2017					8/16/2016					8/17/2015				
			Result	Qual	DL	LOD	LOQ	Result	Qual	DL	LOD	LOQ	Result	DL	LOD	LOQ	Qual	Result	DL	LOD	LOQ	Qual
EXPLOSIVES (µg/L)																						
1,3,5-Trinitrobenzene	-	0 / 22	<	U	0.033	0.11	0.16	<	U	0.034	0.11	0.16	<	0.22	0.43	1.1	U	<	0.23	0.45	1.1	U
1,3-Dinitrobenzene	-	0 / 22	<	U	0.053	0.11	0.16	<	U	0.054	0.11	0.16	<	0.096	0.22	0.43	U	<	0.10	0.23	0.45	U
2,4,6-Trinitrotoluene	0.85	1 / 22	<	U	0.053	0.11	0.16	<	U	0.054	0.11	0.16	<	0.078	0.22	0.43	U	<	0.082	0.23	0.45	U
2,4-Dinitrotoluene	-	0 / 22	<	U	0.053	0.11	0.14	<	U	0.054	0.11	0.14	<	0.090	0.22	0.43	U	<	0.095	0.23	0.45	U
2,6-Dinitrotoluene	-	0 / 22	<	U	0.053	0.11	0.14	<	U	0.054	0.11	0.14	<	0.070	0.22	0.22	U	<	0.073	0.23	0.23	U
2-Amino-4,6-dinitrotoluene	0.14 J	1 / 22	<	U	0.032	0.11	0.16	<	U	0.033	0.11	0.16	<	0.055	0.13	0.22	U	<	0.057	0.14	0.23	U
2-Nitrotoluene	-	0 / 18	<	U	0.093	0.21	0.53	<	U	0.096	0.22	0.54	<	0.092	0.22	0.43	U	<	0.097	0.23	0.45	U
3-Nitrotoluene	-	0 / 18	<	U	0.06	0.21	0.53	<	U	0.062	0.22	0.54	<	0.090	0.22	0.43	U	<	0.094	0.23	0.45	U
4-Amino-2,6-dinitrotoluene	-	0 / 18	<	U	0.053	0.11	0.16	<	U	0.054	0.11	0.16	<	0.062	0.13	0.22	U	<	0.065	0.14	0.23	U
4-Nitrotoluene	-	0 / 18	<	U	0.093	0.21	0.53	<	U	0.096	0.22	0.54	<	0.22	0.43	1.1	U	<	0.23	0.45	1.1	U
HMX	0.47 J	3 / 22	0.44		0.029	0.11	0.16	0.3		0.039	0.11	0.16	<	0.094	0.22	0.43	U	<	0.099	0.23	0.45	U
MNX	0.15 J	1 / 11	<	U	0.038	0.11	0.53	0.15	J	0.031	0.11	0.54	<	0.39	0.39	2.2	U	<	0.40	0.4	2.3	U
Nitrobenzene	-	0 / 22	<	U	0.053	0.11	0.16	<	U	0.054	0.11	0.16	<	0.098	0.22	0.43	U	<	0.10	0.23	0.45	U
RDX	4	4 / 22	1.9		0.038	0.11	0.16	4		0.039	0.11	0.16	2	0.056	0.13	0.22		<	0.059	0.14	0.23	U
Tetryl	-	0 / 20	<	U	0.053	0.11	0.16	<	U	0.054	0.11	0.16	<	0.085	0.22	0.26	U	<	0.090	0.23	0.27	U

Notes:
< = less than reporting limit
µg/L = micrograms per liter
HMX = octahydro-1,3,5,7-tetranitro-1,3,5,7-tetrazocine
ID = identification number
J = estimated
LOQ = limit of quantifications
MNX = mono-nitroso-RDX
NA = not analyzed
NRL = no reporting limit
Qual = qualifier
RDX = hexahydro-1,3,5-trinitro-1,3,5-triazine
RL = reporting limit
U = nondetect

TABLE E.1.1-35
CORNHUSKER ARMY AMMUNITION PLANT
WELL G0067-EXPLOSIVES

FIELD ID			G0067			G0067			G0067			G0067			G0067			G0067			G0067		
METHOD	Maximum	Detection	SW846 M8330			SW846 M8330			SW846 M8330			SW846 M8330			SW846 M8330			SW846 M8330			SW846 M8330		
COLLECT DATE	Detection	Frequency	None			3/18/2013			3/12/2012			3/10/2011			3/18/2010			3/19/2009			3/18/2008		
			Result	RL	Qual	Result	RL	Qual	Result	RL	Qual	Result	RL	Qual	Result	RL	Qual	Result	RL	Qual	Result	RL	Qual
EXPLOSIVES (µg/L)																							
1,3,5-Trinitrobenzene	-	0 / 22				<	0.8	U	<	0.8	U	<	0.8	U	<	1	U	<	0.48	U	<	0.49	U
1,3-Dinitrobenzene	-	0 / 22				<	0.8	U	<	0.8	U	<	0.8	U	<	0.4	U	<	0.48	U	<	0.49	U
2,4,6-Trinitrotoluene	0.85	1 / 22				<	0.8	U	0.85	0.8		<	0.8	U	<	0.4	U	<	0.48	U	<	0.49	U
2,4-Dinitrotoluene	-	0 / 22				<	0.8	U	<	0.8	U	<	0.8	U	<	0.4	U	<	0.48	U	<	0.49	U
2,6-Dinitrotoluene	-	0 / 22	**No 2014 Sample**			<	0.8	U	<	0.8	U	<	0.8	U	<	0.2	U	<	0.48	U	<	0.49	U
2-Amino-4,6-dinitrotoluene	0.14 J	1 / 22	**Well Dry**			<	0.8	U	0.14	0.8	J	<	0.8	U	<	0.2	U	<	0.48	U	<	0.49	U
2-Nitrotoluene	-	0 / 18				<	0.8	U	<	0.8	U	<	0.8	U	<	0.4	U	<	0.48	U	<	0.49	U
3-Nitrotoluene	-	0 / 18				<	0.8	U	<	0.8	U	<	0.8	U	<	0.4	U	<	0.48	U	<	0.49	U
4-Amino-2,6-dinitrotoluene	-	0 / 18				<	1.4	U	<	1.4	U	<	0.8	U	<	0.2	U	<	0.48	U	<	0.49	U
4-Nitrotoluene	-	0 / 18				<	0.8	U	<	0.8	U	<	0.8	U	<	1	U	<	0.48	U	<	0.49	U
HMX	0.47 J	3 / 22				<	0.8	U	0.47	0.8	J	<	0.8	U	<	0.4	U	<	0.48	U	<	0.49	U
MNX	0.15 J	1 / 11				<	0.8	U	<	0.8	U	<	0.8	U	<	2	U	<	0.48	U	<	0.49	U
Nitrobenzene	-	0 / 22				<	0.8	U	<	0.8	U	<	0.8	U	<	0.4	U	<	0.48	U	<	0.49	U
RDX	4	4 / 22				<	0.8	U	3.7	0.8		<	0.8	U	<	0.2	U	<	0.48	U	<	0.49	U
Tetryl	-	0 / 20				<	1.6	U	<	0.8	U	<	0.8	U	<	0.24	U	<	0.48	U	<	0.49	U

Notes:
< = less than reporting limit
µg/L = micrograms per liter
HMX = octahydro-1,3,5,7-tetranitro-1,3,5,7-tetrazocine
ID = identification number
J = estimated
LOQ = limit of quantifications
MNX = mono-nitroso-RDX
NA = not analyzed
NRL = no reporting limit
Qual = qualifier
RDX = hexahydro-1,3,5-trinitro-1,3,5-triazine
RL = reporting limit
U = nondetect

TABLE E.1.1-35
CORNHUSKER ARMY AMMUNITION PLANT
WELL G0067-EXPLOSIVES

FIELD ID			G0067			G0067			G0067			G0067			G0067			G0067			G0067		
METHOD	Maximum	Detection	SW846 M8330			SW846 M8330			SW846 M8330			SW846 M8330			SW846 M8330			SW846 M8330			SW846 M8330		
COLLECT DATE	Detection	Frequency	None			None			None			3/18/2004			3/18/2003			3/22/2002			3/23/2001		
			Result	RL	Qual	Result	RL	Qual	Result	RL	Qual	Result	RL	Qual	Result	RL	Qual	Result	RL	Qual	Result	RL	Qual
EXPLOSIVES (µg/L)																							
1,3,5-Trinitrobenzene	-	0 / 22										<	0.18	U	<	0.16	U	<	0.42	U	<	0.8	U
1,3-Dinitrobenzene	-	0 / 22										<	0.18	U	<	0.16	U	<	0.28	U	<	0.8	U
2,4,6-Trinitrotoluene	0.85	1 / 22										<	0.18	U	<	0.16	U	<	0.35	U	<	0.8	U
2,4-Dinitrotoluene	-	0 / 22										<	0.35	U	<	0.31	U	<	0.28	U	<	0.8	U
2,6-Dinitrotoluene	-	0 / 22	**No 2007 Sample**			**No 2006 Sample**			**No 2005 Sample**			<	0.35	U	<	0.31	U	<	1.1	U	<	0.8	U
2-Amino-4,6-dinitrotoluene	0.14 J	1 / 22	**Well Dry**			**Well Dry**			**Well Dry**			<	0.35	U	<	0.31	U	<	0.44	U	<	0.8	U
2-Nitrotoluene	-	0 / 18										<	0.35	U	<	0.31	U	<	0.86	U	<	0.8	U
3-Nitrotoluene	-	0 / 18										<	0.35	U	<	0.31	U	<	0.54	U	<	0.8	U
4-Amino-2,6-dinitrotoluene	-	0 / 18										<	0.35	U	<	0.31	U	<	0.74	U	<	0.8	U
4-Nitrotoluene	-	0 / 18										<	0.57	U	<	0.5	U	<	1.8	U	<	0.8	U
HMX	0.47 J	3 / 22										<	0.44	U	<	0.39	U	<	1.2	U	<	1	U
MNX	0.15 J	1 / 11										<	0.18	U		NA			NA			NA	
Nitrobenzene	-	0 / 22										<	0.18	U	<	0.16	U	<	0.49	U	<	0.8	U
RDX	4	4 / 22										<	0.18	U	<	0.16	U	<	0.70	U	<	0.8	U
Tetryl	-	0 / 20										<	0.35	U	<	0.31	U	<	1.2	U	<	0.8	U

Notes:
< = less than reporting limit
µg/L = micrograms per liter
HMX = octahydro-1,3,5,7-tetranitro-1,3,5,7-tetrazocine
ID = identification number
J = estimated
LOQ = limit of quantifications
MNX = mono-nitroso-RDX
NA = not analyzed
NRL = no reporting limit
Qual = qualifier
RDX = hexahydro-1,3,5-trinitro-1,3,5-triazine
RL = reporting limit
U = nondetect

TABLE E.1.1-35
CORNHUSKER ARMY AMMUNITION PLANT
WELL G0067-EXPLOSIVES

FIELD ID			G0067			G0067			G0067			G0067			G0067			G0067			G0067		
METHOD	Maximum	Detection	SW846 M8330			SW846 M8330			UW51			UW51			UW33			UW33			UW32		
COLLECT DATE	Detection	Frequency	3/21/2000			4/2/1999			6/18/1998			10/4/1997			7/16/1994			6/22/1994			10/13/1992		
			Result	RL	Qual	Result	RL	Qual	Result	RL	Qual	Result	RL	Qual	Result	RL	Qual	Result	RL	Qual	Result	RL	Qual
EXPLOSIVES (µg/L)																							
1,3,5-Trinitrobenzene	-	0 / 22	<	0.8	U	<	0.8	U	<	1.00	U	<	0.125	U	<	0.425	U	<	0.425	U	<	0.449	U
1,3-Dinitrobenzene	-	0 / 22	<	0.8	U	<	0.8	U	<	0.500	U	<	0.989	U	<	0.549	U	<	0.549	U	<	0.611	U
2,4,6-Trinitrotoluene	0.85	1 / 22	<	1.5	U	<	0.8	U	<	1.00	U	<	0.29	U	<	0.451	U	<	0.451	U	<	0.635	U
2,4-Dinitrotoluene	-	0 / 22	<	1.1	U	<	0.8	U	<	0.500	U	<	0.233	U	<	0.26	U	<	0.26	U	<	0.064	U
2,6-Dinitrotoluene	-	0 / 22	<	1.1	U	<	0.8	U	<	0.500	U	<	0.2	U	<	0.26	U	<	0.26	U	<	0.074	U
2-Amino-4,6-dinitrotoluene	0.14 J	1 / 22	<	1	U	<	0.8	U	<	0.500	U	<	0.173	U	<	0.244	U	<	0.244	U	<	0.158	U
2-Nitrotoluene	-	0 / 18	<	1.1	U	<	0.8	U	<	1.00	U	<	0.319	U		NA			NA			NA	
3-Nitrotoluene	-	0 / 18	<	1.1	U	<	0.8	U	<	1.00	U	<	0.514	U		NA			NA			NA	
4-Amino-2,6-dinitrotoluene	-	0 / 18	<	1	U	<	0.8	U	<	1.00	U	<	0.309	U		NA			NA			NA	
4-Nitrotoluene	-	0 / 18	<	1.1	U	<	0.8	U	<	1.00	U	<	0.368	U		NA			NA			NA	
HMX	0.47 J	3 / 22	<	0.8	U	<	0.8	U	<	0.500	U	<	0.16	U	<	0.563	U	<	0.563	U	<	1.21	U
MNX	0.15 J	1 / 11		NA			NA			NA			NA			NA			NA			NA	
Nitrobenzene	-	0 / 22	<	0.8	U	<	0.8	U	<	0.500	U	<	0.231	U	<	0.817	U	<	0.817	U	<	0.645	U
RDX	4	4 / 22	<	0.8	U	<	0.8	U	<	1.00	U	<	0.558	U	<	0.412	U	<	0.412	U	<	1.17	U
Tetryl	-	0 / 20	<	1.3	U	<	0.8	U	<	0.500	U	<	0.253	U	<	1.18	U	<	1.18	U		NA	

Notes:
< = less than reporting limit
µg/L = micrograms per liter
HMX = octahydro-1,3,5,7-tetranitro-1,3,5,7-tetrazocine
ID = identification number
J = estimated
LOQ = limit of quantifications
MNX = mono-nitroso-RDX
NA = not analyzed
NRL = no reporting limit
Qual = qualifier
RDX = hexahydro-1,3,5-trinitro-1,3,5-triazine
RL = reporting limit
U = nondetect

TABLE E.1.1-35
CORNHUSKER ARMY AMMUNITION PLANT
WELL G0067-EXPLOSIVES

FIELD ID				G0067	
METHOD	Maximum	Detection		UW32	
COLLECT DATE	Detection	Frequency		8/24/1992	
			Result	RL	Qual
EXPLOSIVES (µg/L)					
1,3,5-Trinitrobenzene	-	0 / 22	<	0.449	U
1,3-Dinitrobenzene	-	0 / 22	<	0.611	U
2,4,6-Trinitrotoluene	0.85	1 / 22	<	0.635	U
2,4-Dinitrotoluene	-	0 / 22	<	0.064	U
2,6-Dinitrotoluene	-	0 / 22	<	0.074	U
2-Amino-4,6-dinitrotoluene	0.14 J	1 / 22	<	0.158	U
2-Nitrotoluene	-	0 / 18		NA	
3-Nitrotoluene	-	0 / 18		NA	
4-Amino-2,6-dinitrotoluene	-	0 / 18		NA	
4-Nitrotoluene	-	0 / 18		NA	
HMX	0.47 J	3 / 22	<	1.21	U
MNX	0.15 J	1 / 11		NA	
Nitrobenzene	-	0 / 22	<	0.645	U
RDX	4	4 / 22	<	1.17	U
Tetryl	-	0 / 20		NA	

Notes:
< = less than reporting limit
µg/L = micrograms per liter
HMX = octahydro-1,3,5,7-tetranitro-1,3,5,7-tetrazocine
ID = identification number
J = estimated
LOQ = limit of quantifications
MNX = mono-nitroso-RDX
NA = not analyzed
NRL = no reporting limit
Qual = qualifier
RDX = hexahydro-1,3,5-trinitro-1,3,5-triazine
RL = reporting limit
U = nondetect

TABLE E.1.1-36
CORNHUSKER ARMY AMMUNITION PLANT
WELL G0068-EXPLOSIVES

FIELD ID			G0068			G0068			G0068			G0068			G0068			G0068			G0068		
METHOD	Maximum	Detection	SW846 M8330			SW846 M8330			SW846 M8330			SW846 M8330			SW846 M8330			SW846 M8330			SW846 M8330		
COLLECT DATE	Detection	Frequency	None			3/11/2013			3/5/2012			None			3/14/2007			3/28/2006			3/22/2005		
			Result	RL	Qual	Result	RL	Qual	Result	RL	Qual	Result	RL	Qual	Result	RL	Qual	Result	RL	Qual	Result	RL	Qual
EXPLOSIVES (µg/L)																							
1,3,5-Trinitrobenzene	-	0 / 14				<	0.8	U	<	0.8	U				<	0.48	U	<	0.48	U	<	0.5	U
1,3-Dinitrobenzene	-	0 / 14				<	0.8	U	<	0.8	U				<	0.48	U	<	0.48	U	<	0.5	U
2,4,6-Trinitrotoluene	-	0 / 14				<	0.8	U	<	0.8	U				<	0.48	U	<	0.48	U	<	0.5	U
2,4-Dinitrotoluene	-	0 / 14				<	0.8	U	<	0.8	U				<	0.48	U	<	0.48	U	<	0.5	U
2,6-Dinitrotoluene	-	0 / 14	**Abandoned**			<	0.8	U	<	0.8	U	**Not Sampled**			<	0.48	U	<	0.48	U	<	0.5	U
2-Amino-4,6-dinitrotoluene	-	0 / 14	**2013**			<	0.8	U	<	0.8	U	**in 2008, 2009, 2010,**			<	0.48	U	<	0.48	U	<	0.5	U
2-Nitrotoluene	-	0 / 12				<	0.8	U	<	0.8	U	**2011**			<	0.48	U	<	0.48	U	<	0.5	U
3-Nitrotoluene	-	0 / 12				<	0.8	U	<	0.8	U				<	0.48	U	<	0.48	U	<	0.5	U
4-Amino-2,6-dinitrotoluene	-	0 / 12				<	1.4	U	<	1.4	U				<	0.48	U	<	0.48	U	<	0.5	U
4-Nitrotoluene	-	0 / 12				<	0.8	U	<	0.8	U				<	0.48	U	<	0.48	U	<	0.5	U
HMX	0.68	1 / 14				<	0.8	U	<	0.8	U				<	0.48	U	<	0.48	U	<	0.5	U
MNX	0.14 J	1 / 6				<	0.8	U	<	0.8	U				<	0.48	U	<	0.48	U	<	0.5	U
Nitrobenzene	-	0 / 14				<	0.8	U	<	0.8	U				<	0.48	U	<	0.48	U	<	0.5	U
RDX	1.5	3 / 14				<	0.8	U	<	0.8	U				<	0.48	U	<	0.48	U	<	0.5	U
Tetryl	-	0 / 12				<	1.6	U	<	0.8	U				<	0.48	U	<	0.48	U	<	0.5	U

Notes:
< = less than reporting limit
µg/L = micrograms per liter
HMX = octahydro-1,3,5,7-tetranitro-1,3,5,7-tetrazocine
ID = identification number
J = estimated
LOQ = limit of quantifications
MNX = mono-nitroso-RDX
NA = not analyzed
NRL = no reporting limit
Qual = qualifier
RDX = hexahydro-1,3,5-trinitro-1,3,5-triazine
RL = reporting limit
U = nondetect

TABLE E.1.1-36
CORNHUSKER ARMY AMMUNITION PLANT
WELL G0068-EXPLOSIVES

FIELD ID			G0068			G0068			G0068			G0068			G0068			G0068			G0068		
METHOD	Maximum	Detection	SW846 M8330			SW846 M8330			SW846 M8330			SW846 M8330			SW846 M8330			SW846 M8330			UW51		
COLLECT DATE	Detection	Frequency	3/17/2004			3/21/2003			3/25/2002			3/28/2001			3/17/2000			3/29/1999			6/23/1998		
			Result	RL	Qual	Result	RL	Qual	Result	RL	Qual	Result	RL	Qual	Result	RL	Qual	Result	RL	Qual	Result	RL	Qual
EXPLOSIVES (µg/L)																							
1,3,5-Trinitrobenzene	-	0 / 14	<	0.25	U	<	0.26	U	<	0.29	U	<	0.8	U	<	0.8	U	<	0.8	U	<	1.00	UJ
1,3-Dinitrobenzene	-	0 / 14	<	0.25	U	<	0.26	U	<	0.19	UJ	<	0.8	U	<	0.8	U	<	0.8	U	<	0.500	UJ
2,4,6-Trinitrotoluene	-	0 / 14	<	0.25	U	<	0.26	U	<	0.24	U	<	0.8	U	<	1.5	U	<	0.8	U	<	1.00	UJ
2,4-Dinitrotoluene	-	0 / 14	<	0.48	U	<	0.5	U	<	0.19	U	<	0.8	U	<	1.1	U	<	0.8	U	<	0.500	UJ
2,6-Dinitrotoluene	-	0 / 14	<	0.48	U	<	0.5	U	<	0.74	U	<	0.8	U	<	1.1	U	<	0.8	U	<	0.500	UJ
2-Amino-4,6-dinitrotoluene	-	0 / 14	<	0.48	U	<	0.5	U	<	0.30	U	<	0.8	U	<	1	U	<	0.8	U	<	0.500	UJ
2-Nitrotoluene	-	0 / 12	<	0.48	U	<	0.5	U	<	0.59	U	<	0.8	U	<	1.1	U	<	0.8	U	<	1.00	UJ
3-Nitrotoluene	-	0 / 12	<	0.48	U	<	0.5	U	<	0.37	U	<	0.8	U	<	1.1	U	<	0.8	U	<	1.00	UJ
4-Amino-2,6-dinitrotoluene	-	0 / 12	<	0.48	U	<	0.5	U	<	0.50	U	<	0.8	U	<	1	U	<	0.8	U	<	1.00	UJ
4-Nitrotoluene	-	0 / 12	<	0.78	U	<	0.81	U	<	1.2	U	<	0.8	U	<	1.1	U	<	0.8	U	<	1.00	UJ
HMX	0.68	1 / 14	0.68	0.6		<	0.63	U	<	0.82	U	<	1	U	<	0.8	U	<	0.8	U	<	0.500	UJ
MNX	0.14 J	1 / 6	0.14	0.25	J		NA			NA			NA			NA			NA			NA	
Nitrobenzene	-	0 / 14	<	0.25	U	<	0.26	U	<	0.34	U	<	0.8	U	<	0.8	U	<	0.8	U	<	0.500	UJ
RDX	1.5	3 / 14	1.5	0.25		0.86	0.26		0.42	0.48	J	<	0.8	U	<	0.8	U	<	0.8	U	<	1.00	UJ
Tetryl	-	0 / 12	<	0.48	U	<	0.5	U	<	0.79	U	<	0.8	U	<	1.3	U	<	0.8	U	<	0.500	UJ

Notes:
< = less than reporting limit
µg/L = micrograms per liter
HMX = octahydro-1,3,5,7-tetranitro-1,3,5,7-tetrazocine
ID = identification number
J = estimated
LOQ = limit of quantifications
MNX = mono-nitroso-RDX
NA = not analyzed
NRL = no reporting limit
Qual = qualifier
RDX = hexahydro-1,3,5-trinitro-1,3,5-triazine
RL = reporting limit
U = nondetect

TABLE E.1.1-36
CORNHUSKER ARMY AMMUNITION PLANT
WELL G0068-EXPLOSIVES

FIELD ID			G0068			G0068		
METHOD	Maximum	Detection	UW32			UW32		
COLLECT DATE	Detection	Frequency	10/12/1992			8/23/1992		
			Result	RL	Qual	Result	RL	Qual
EXPLOSIVES (µg/L)								
1,3,5-Trinitrobenzene	-	0 / 14	<	0.449	U	<	0.449	U
1,3-Dinitrobenzene	-	0 / 14	<	0.611	U	<	0.611	U
2,4,6-Trinitrotoluene	-	0 / 14	<	0.635	U	<	0.635	U
2,4-Dinitrotoluene	-	0 / 14	<	0.064	U	<	0.064	U
2,6-Dinitrotoluene	-	0 / 14	<	0.074	U	<	0.074	U
2-Amino-4,6-dinitrotoluene	-	0 / 14	<	0.158	U	<	0.158	U
2-Nitrotoluene	-	0 / 12		NA			NA	
3-Nitrotoluene	-	0 / 12		NA			NA	
4-Amino-2,6-dinitrotoluene	-	0 / 12		NA			NA	
4-Nitrotoluene	-	0 / 12		NA			NA	
HMX	0.68	1 / 14	<	1.21	U	<	1.21	U
MNX	0.14 J	1 / 6		NA			NA	
Nitrobenzene	-	0 / 14	<	0.645	U	<	0.645	U
RDX	1.5	3 / 14	<	1.17	U	<	1.17	U
Tetryl	-	0 / 12		NA			NA	

Notes:
< = less than reporting limit
µg/L = micrograms per liter
HMX = octahydro-1,3,5,7-tetranitro-1,3,5,7-tetrazocine
ID = identification number
J = estimated
LOQ = limit of quantifications
MNX = mono-nitroso-RDX
NA = not analyzed
NRL = no reporting limit
Qual = qualifier
RDX = hexahydro-1,3,5-trinitro-1,3,5-triazine
RL = reporting limit
U = nondetect

TABLE E.1.1-37
CORNHUSKER ARMY AMMUNITION PLANT
WELL G0070-EXPLOSIVES

FIELD ID			G0070					G0070					G0070					G0070				
METHOD	Maximum	Detection	SW846 M8330					SW846 M8330					SW846 M8330					SW846 M8330				
COLLECT DATE	Detection	Frequency	3/21/2018					3/29/2017					8/10/2016					8/13/2015				
			Result	Qual	DL	LOD	LOQ	Result	Qual	DL	LOD	LOQ	Result	DL	LOD	LOQ	Qual	Result	DL	LOD	LOQ	Qual
EXPLOSIVES (µg/L)																						
1,3,5-Trinitrobenzene	-	0 / 25	<	U	0.033	0.11	0.16	<	U	0.032	0.1	0.15	<	0.22	0.44	1.1	UJ	<	0.21	0.43	1.1	U
1,3-Dinitrobenzene	-	0 / 25	<	U	0.053	0.11	0.16	<	U	0.052	0.1	0.15	<	0.097	0.22	0.44	U	<	0.095	0.21	0.43	U
2,4,6-Trinitrotoluene	-	0 / 25	<	U	0.053	0.11	0.16	<	U	0.052	0.1	0.15	<	0.079	0.22	0.44	U	<	0.077	0.21	0.43	U
2,4-Dinitrotoluene	-	0 / 25	<	U	0.053	0.11	0.14	<	U	0.052	0.1	0.13	<	0.092	0.22	0.44	U	<	0.089	0.21	0.43	U
2,6-Dinitrotoluene	-	0 / 25	<	U	0.053	0.11	0.14	<	U	0.052	0.1	0.13	<	0.071	0.22	0.22	U	<	0.069	0.21	0.21	U
2-Amino-4,6-dinitrotoluene	-	0 / 25	<	U	0.032	0.11	0.16	<	U	0.031	0.1	0.15	<	0.056	0.13	0.22	U	<	0.054	0.13	0.21	U
2-Nitrotoluene	-	0 / 21	<	U	0.094	0.21	0.53	<	U	0.091	0.21	0.52	<	0.094	0.22	0.44	U	<	0.091	0.21	0.43	U
3-Nitrotoluene	-	0 / 21	<	U	0.061	0.21	0.53	<	U	0.059	0.21	0.52	<	0.092	0.22	0.44	U	<	0.089	0.21	0.43	U
4-Amino-2,6-dinitrotoluene	-	0 / 21	<	U	0.053	0.11	0.16	<	U	0.052	0.1	0.15	<	0.063	0.13	0.22	U	<	0.062	0.13	0.21	U
4-Nitrotoluene	-	0 / 21	<	U	0.094	0.21	0.53	<	U	0.091	0.21	0.52	<	0.22	0.44	1.1	U	<	0.21	0.43	1.1	U
HMX	-	0 / 25	<	U	0.03	0.11	0.16	<	U	0.037	0.1	0.15	<	0.096	0.22	0.44	U	<	0.093	0.21	0.43	U
MNX	-	0 / 15	<	U	0.038	0.11	0.53	<	U	0.029	0.1	0.52	<	0.39	0.39	2.2	U	<	0.38	0.38	2.1	U
Nitrobenzene	-	0 / 25	<	U	0.053	0.11	0.16	<	U	0.052	0.1	0.15	<	0.10	0.22	0.44	U	<	0.097	0.16	0.43	U
RDX	-	0 / 25	<	U	0.038	0.11	0.16	<	U	0.037	0.1	0.15	<	0.057	0.13	0.22	U	<	0.056	0.13	0.21	U
Tetryl	-	0 / 23	<	U	0.053	0.11	0.16	<	U	0.052	0.1	0.15	<	0.087	0.22	0.26	U	<	0.085	0.21	0.26	U

Notes:
< = less than reporting limit
µg/L = micrograms per liter
HMX = octahydro-1,3,5,7-tetranitro-1,3,5,7-tetrazocine
ID = identification number
J = estimated
LOQ = limit of quantifications
MNX = mono-nitroso-RDX
NA = not analyzed
NRL = no reporting limit
Qual = qualifier
RDX = hexahydro-1,3,5-trinitro-1,3,5-triazine
RL = reporting limit
U = nondetect

TABLE E.1.1-37
CORNHUSKER ARMY AMMUNITION PLANT
WELL G0070-EXPLOSIVES

FIELD ID			G0070			G0070			G0070			G0070			G0070			G0070			G0070		
METHOD	Maximum	Detection	SW846 M8330			SW846 M8330			SW846 M8330			SW846 M8330			SW846 M8330			SW846 M8330			SW846 M8330		
COLLECT DATE	Detection	Frequency	8/19/2014			3/14/2013			3/12/2012			3/15/2011			3/15/2010			3/17/2009			3/12/2008		
			Result	LOQ	Qual	Result	RL	Qual	Result	RL	Qual	Result	RL	Qual	Result	RL	Qual	Result	RL	Qual	Result	RL	Qual
EXPLOSIVES (µg/L)																							
1,3,5-Trinitrobenzene	-	0 / 25	<	1.1	U	<	0.8	U	<	0.8	U	<	0.8	U	<	1	U	<	0.48	U	<	0.49	U
1,3-Dinitrobenzene	-	0 / 25	<	0.43	U	<	0.8	U	<	0.8	U	<	0.8	U	<	0.4	U	<	0.48	U	<	0.49	U
2,4,6-Trinitrotoluene	-	0 / 25	<	0.43	U	<	0.8	U	<	0.8	U	<	0.8	U	<	0.4	U	<	0.48	U	<	0.49	U
2,4-Dinitrotoluene	-	0 / 25	<	0.43	U	<	0.8	U	<	0.8	U	<	0.8	U	<	0.4	U	<	0.48	U	<	0.49	U
2,6-Dinitrotoluene	-	0 / 25	<	0.22	U	<	0.8	U	<	0.8	U	<	0.8	U	<	0.2	U	<	0.48	U	<	0.49	U
2-Amino-4,6-dinitrotoluene	-	0 / 25	<	0.22	U	<	0.8	U	<	0.8	U	<	0.8	U	<	0.2	U	<	0.48	U	<	0.49	U
2-Nitrotoluene	-	0 / 21	<	0.43	U	<	0.8	U	<	0.8	U	<	0.8	U	<	0.4	U	<	0.48	U	<	0.49	U
3-Nitrotoluene	-	0 / 21	<	0.43	U	<	0.8	U	<	0.8	U	<	0.8	U	<	0.4	U	<	0.48	U	<	0.49	U
4-Amino-2,6-dinitrotoluene	-	0 / 21	<	0.22	U	<	1.4	U	<	1.4	U	<	0.8	U	<	0.2	U	<	0.48	U	<	0.49	U
4-Nitrotoluene	-	0 / 21	<	1.1	U	<	0.8	U	<	0.8	U	<	0.8	U	<	1	U	<	0.48	U	<	0.49	U
HMX	-	0 / 25	<	0.43	U	<	0.8	U	<	0.8	U	<	0.8	U	<	0.4	U	<	0.48	U	<	0.49	U
MNX	-	0 / 15	<	2.2	U	<	0.8	U	<	0.8	U	<	0.8	U	<	2	U	<	0.48	U	<	0.49	U
Nitrobenzene	-	0 / 25	<	0.43	U	<	0.8	U	<	0.8	U	<	0.8	U	<	0.4	U	<	0.48	U	<	0.49	U
RDX	-	0 / 25	<	0.22	U	<	0.8	U	<	0.8	U	<	0.8	U	<	0.2	U	<	0.48	U	<	0.49	U
Tetryl	-	0 / 23	<	0.26	U	<	1.6	U	<	0.8	U	<	0.8	U	<	0.24	U	<	0.48	U	<	0.49	U

Notes:
< = less than reporting limit
µg/L = micrograms per liter
HMX = octahydro-1,3,5,7-tetranitro-1,3,5,7-tetrazocine
ID = identification number
J = estimated
LOQ = limit of quantifications
MNX = mono-nitroso-RDX
NA = not analyzed
NRL = no reporting limit
Qual = qualifier
RDX = hexahydro-1,3,5-trinitro-1,3,5-triazine
RL = reporting limit
U = nondetect

TABLE E.1.1-37
CORNHUSKER ARMY AMMUNITION PLANT
WELL G0070-EXPLOSIVES

FIELD ID			G0070			G0070			G0070			G0070			G0070			G0070			G0070		
METHOD	Maximum	Detection	SW846 M8330			SW846 M8330			SW846 M8330			SW846 M8330			SW846 M8330			SW846 M8330			SW846 M8330		
COLLECT DATE	Detection	Frequency	3/12/2007			3/15/2006			3/15/2005			3/17/2004			3/18/2003			3/20/2002			3/22/2001		
			Result	RL	Qual	Result	RL	Qual	Result	RL	Qual	Result	RL	Qual	Result	RL	Qual	Result	RL	Qual	Result	RL	Qual
EXPLOSIVES (µg/L)																							
1,3,5-Trinitrobenzene	-	0 / 25	<	0.49	U	<	0.48	U	<	0.48	U	<	0.16	U	<	0.16	U	<	0.30	U	<	0.8	U
1,3-Dinitrobenzene	-	0 / 25	<	0.49	U	<	0.48	U	<	0.48	U	<	0.16	U	<	0.16	U	<	0.20	U	<	0.8	U
2,4,6-Trinitrotoluene	-	0 / 25	<	0.49	U	<	0.48	U	<	0.48	U	<	0.16	U	<	0.16	U	<	0.25	U	<	0.8	U
2,4-Dinitrotoluene	-	0 / 25	<	0.49	U	<	0.48	U	<	0.48	U	<	0.31	U	<	0.31	U	<	0.20	U	<	0.8	U
2,6-Dinitrotoluene	-	0 / 25	<	0.49	U	<	0.48	U	<	0.48	U	<	0.31	U	<	0.31	U	<	0.79	U	<	0.8	U
2-Amino-4,6-dinitrotoluene	-	0 / 25	<	0.49	U	<	0.48	U	<	0.48	U	<	0.31	U	<	0.31	U	<	0.32	U	<	0.8	U
2-Nitrotoluene	-	0 / 21	<	0.49	U	<	0.48	U	<	0.48	U	<	0.31	U	<	0.31	U	<	0.62	U	<	0.8	U
3-Nitrotoluene	-	0 / 21	<	0.49	U	<	0.48	U	<	0.48	U	<	0.31	U	<	0.31	U	<	0.39	U	<	0.8	U
4-Amino-2,6-dinitrotoluene	-	0 / 21	<	0.49	U	<	0.48	U	<	0.48	U	<	0.31	U	<	0.31	U	<	0.53	U	<	0.8	U
4-Nitrotoluene	-	0 / 21	<	0.49	U	<	0.48	U	<	0.48	U	<	0.5	U	<	0.5	U	<	1.3	U	<	0.8	U
HMX	-	0 / 25	<	0.49	U	<	0.48	U	<	0.48	U	<	0.39	U	<	0.39	U	<	0.86	U	<	1.0	U
MNX	-	0 / 15	<	0.49	U	<	0.48	U	<	0.48	U	<	0.16	U		NA			NA			NA	
Nitrobenzene	-	0 / 25	<	0.49	U	<	0.48	U	<	0.48	U	<	0.16	U	<	0.16	U	<	0.35	U	<	0.8	U
RDX	-	0 / 25	<	0.49	U	<	0.48	U	<	0.48	U	<	0.16	U	<	0.16	U	<	0.51	U	<	0.8	U
Tetryl	-	0 / 23	<	0.49	U	<	0.48	U	<	0.48	U	<	0.31	U	<	0.31	U	<	0.84	U	<	0.8	U

Notes:
< = less than reporting limit
µg/L = micrograms per liter
HMX = octahydro-1,3,5,7-tetranitro-1,3,5,7-tetrazocine
ID = identification number
J = estimated
LOQ = limit of quantifications
MNX = mono-nitroso-RDX
NA = not analyzed
NRL = no reporting limit
Qual = qualifier
RDX = hexahydro-1,3,5-trinitro-1,3,5-triazine
RL = reporting limit
U = nondetect

TABLE E.1.1-37
CORNHUSKER ARMY AMMUNITION PLANT
WELL G0070-EXPLOSIVES

FIELD ID			G0070			G0070			G0070			G0070			G0070			G0070			G0070		
METHOD	Maximum	Detection	SW846 M8330			SW846 M8330			UW51			UW33			UW33			UW32			UW32		
COLLECT DATE	Detection	Frequency	3/23/2000			4/1/1999			6/29/1998			7/15/1994			6/22/1994			10/13/1992			9/7/1992		
			Result	RL	Qual	Result	RL	Qual	Result	RL	Qual	Result	RL	Qual	Result	RL	Qual	Result	RL	Qual	Result	RL	Qual
EXPLOSIVES (µg/L)																							
1,3,5-Trinitrobenzene	-	0 / 25	<	0.8	U	<	0.8	U	<	1.00	U	<	0.425	U	<	0.425	U	<	0.449	U	<	0.449	U
1,3-Dinitrobenzene	-	0 / 25	<	0.8	U	<	0.8	U	<	0.500	U	<	0.549	U	<	0.549	U	<	0.611	U	<	0.611	U
2,4,6-Trinitrotoluene	-	0 / 25	<	1.5	U	<	0.8	U	<	1.00	U	<	0.451	U	<	0.451	U	<	0.635	U	<	0.635	U
2,4-Dinitrotoluene	-	0 / 25	<	1.1	U	<	0.8	U	<	0.500	U	<	0.26	U	<	0.26	U	<	0.064	U	<	0.064	U
2,6-Dinitrotoluene	-	0 / 25	<	1.1	U	<	0.8	U	<	0.500	U	<	0.26	U	<	0.26	U	<	0.074	U	<	0.074	U
2-Amino-4,6-dinitrotoluene	-	0 / 25	<	1	U	<	0.8	U	<	0.500	U	<	0.244	U	<	0.244	U	<	0.158	U	<	0.158	U
2-Nitrotoluene	-	0 / 21	<	1.1	U	<	0.8	U	<	1.00	U		NA			NA			NA			NA	
3-Nitrotoluene	-	0 / 21	<	1.1	U	<	0.8	U	<	1.00	U		NA			NA			NA			NA	
4-Amino-2,6-dinitrotoluene	-	0 / 21	<	1	U	<	0.8	U	<	1.00	U		NA			NA			NA			NA	
4-Nitrotoluene	-	0 / 21	<	1.1	U	<	0.8	U	<	1.00	U		NA			NA			NA			NA	
HMX	-	0 / 25	<	0.8	U	<	0.8	U	<	0.500	U	<	0.563	U	<	0.563	U	<	1.21	U	<	1.21	U
MNX	-	0 / 15		NA			NA			NA			NA			NA			NA			NA	
Nitrobenzene	-	0 / 25	<	0.8	U	<	0.8	U	<	0.500	U	<	0.817	U	<	0.817	U	<	0.645	U	<	0.645	U
RDX	-	0 / 25	<	0.8	U	<	0.8	U	<	1.00	U	<	0.412	U	<	0.412	U	<	1.17	U	<	1.17	U
Tetryl	-	0 / 23	<	1.3	U	<	0.8	U	<	0.500	U	<	1.18	U	<	1.18	U		NA			NA	

Notes:
< = less than reporting limit
µg/L = micrograms per liter
HMX = octahydro-1,3,5,7-tetranitro-1,3,5,7-tetrazocine
ID = identification number
J = estimated
LOQ = limit of quantifications
MNX = mono-nitroso-RDX
NA = not analyzed
NRL = no reporting limit
Qual = qualifier
RDX = hexahydro-1,3,5-trinitro-1,3,5-triazine
RL = reporting limit
U = nondetect

TABLE E.1.1-38
CORNHUSKER ARMY AMMUNITION PLANT
WELL G0075-EXPLOSIVES

FIELD ID			G0075					G0075					G0075					G0075				
METHOD	Maximum	Detection	SW846 M8330					SW846 M8330					SW846 M8330					SW846 M8330				
COLLECT DATE	Detection	Frequency	3/21/2018					4/1/2017					8/10/2016					8/13/2015				
			Result	Qual	DL	LOD	LOQ	Result	Qual	DL	LOD	LOQ	Result	DL	LOD	LOQ	Qual	Result	DL	LOD	LOQ	Qual
EXPLOSIVES (µg/L)																						
1,3,5-Trinitrobenzene	5.8	8 / 21	<	U	0.032	0.1	0.15	<	U	0.032	0.1	0.16	<	0.22	0.44	1.1	U	<	0.21	0.43	1.1	U
1,3-Dinitrobenzene	-	0 / 21	<	U	0.051	0.1	0.15	<	U	0.052	0.1	0.16	<	0.097	0.22	0.44	U	<	0.095	0.21	0.43	U
2,4,6-Trinitrotoluene	12	10 / 21	<	U	0.051	0.1	0.15	<	U	0.052	0.1	0.16	<	0.079	0.22	0.44	U	<	0.078	0.21	0.43	U
2,4-Dinitrotoluene	-	0 / 21	<	U	0.051	0.1	0.13	<	U	0.052	0.1	0.14	<	0.092	0.22	0.44	U	<	0.90	0.21	0.43	U
2,6-Dinitrotoluene	-	0 / 21	<	U	0.051	0.1	0.13	<	U	0.052	0.1	0.14	<	0.070	0.22	0.22	U	<	0.069	0.21	0.21	U
2-Amino-4,6-dinitrotoluene	5.3	13 / 21	0.45		0.031	0.1	0.15	<	U	0.031	0.1	0.16	0.077	0.055	0.13	0.22	J	<	0.054	0.13	0.21	U
2-Nitrotoluene	0.63 J	1 / 21	<	U	0.09	0.2	0.51	<	U	0.092	0.21	0.52	<	0.093	0.22	0.44	U	<	0.092	0.21	0.43	U
3-Nitrotoluene	-	0 / 21	<	U	0.058	0.2	0.51	<	U	0.059	0.21	0.52	<	0.091	0.22	0.44	U	<	0.090	0.21	0.43	U
4-Amino-2,6-dinitrotoluene	4.2	14 / 21	0.37		0.051	0.1	0.15	0.49		0.052	0.1	0.16	0.16	0.063	0.13	0.22	J	<	0.062	0.13	0.21	U
4-Nitrotoluene	-	0 / 21	<	U	0.09	0.2	0.51	<	U	0.092	0.21	0.52	<	0.22	0.44	1.1	U	<	0.21	0.43	1.1	U
MNX	1.6	7 / 15	0.37		0.029	0.1	0.15	<	U	0.037	0.1	0.16	0.53	0.096	0.22	0.44	J	<	0.094	0.21	0.43	U
HMX	4.6	14 / 21	<	U	0.037	0.1	0.51	0.47		0.029	0.1	0.52	<	0.39	0.39	2.2	U	<	0.39	0.39	2.1	U
Nitrobenzene	-	0 / 21	<	U	0.051	0.1	0.15	<	U	0.052	0.1	0.16	<	0.099	0.22	0.44	U	<	0.098	0.21	0.43	U
RDX	14	20 / 21	0.25		0.037	0.1	0.15	0.16		0.037	0.1	0.16	0.20	0.057	0.13	0.22	J	0.32	0.056	0.13	0.21	
Tetryl	-	0 / 21	<	U	0.051	0.1	0.15	<	U	0.052	0.1	0.16	<	0.087	0.22	0.26	U	<	0.085	0.21	0.26	U

Notes:
< = less than reporting limit
µg/L = micrograms per liter
HMX = octahydro-1,3,5,7-tetranitro-1,3,5,7-tetrazocine
ID = identification number
J = estimated
LOQ = limit of quantifications
MNX = mono-nitroso-RDX
NA = not analyzed
NRL = no reporting limit
Qual = qualifier
RDX = hexahydro-1,3,5-trinitro-1,3,5-triazine
RL = reporting limit
U = nondetect

TABLE E.1.1-38
CORNHUSKER ARMY AMMUNITION PLANT
WELL G0075-EXPLOSIVES

FIELD ID			G0075			G0075			G0075			G0075			G0075			G0075			G0075		
METHOD	Maximum	Detection	SW846 M8330			SW846 M8330			SW846 M8330			SW846 M8330			SW846 M8330			SW846 M8330			SW846 M8330		
COLLECT DATE	Detection	Frequency	8/19/2014			3/14/2013			3/12/2012			3/15/2011			3/15/2010			3/16/2009			3/12/2008		
			Result	LOQ	Qual	Result	RL	Qual	Result	RL	Qual	Result	RL	Qual	Result	RL	Qual	Result	RL	Qual	Result	RL	Qual
EXPLOSIVES (µg/L)																							
1,3,5-Trinitrobenzene	5.8	8 / 21	<	1.0	U	<	0.8	U	<	0.8	U	<	0.8	U	<	1	U	<	0.48	UJ	<	0.49	U
1,3-Dinitrobenzene	-	0 / 21	<	0.4	U	<	0.8	U	<	0.8	U	<	0.8	U	<	0.4	U	<	0.48	UJ	<	0.49	U
2,4,6-Trinitrotoluene	12	10 / 21	<	0.4	U	<	0.8	U	<	0.8	U	<	0.8	U	<	0.4	U	<	0.48	UJ	<	0.49	U
2,4-Dinitrotoluene	-	0 / 21	<	0.4	U	<	0.8	U	<	0.8	U	<	0.8	U	<	0.4	U	<	0.48	UJ	<	0.49	U
2,6-Dinitrotoluene	-	0 / 21	<	0.2	U	<	0.8	U	<	0.8	U	<	0.8	U	<	0.2	U	<	0.48	UJ	<	0.49	U
2-Amino-4,6-dinitrotoluene	5.3	13 / 21	<	0.2	U	<	0.8	U	<	0.8	U	<	0.8	U	0.18	0.2	J	<	0.48	UJ	<	0.49	U
2-Nitrotoluene	0.63 J	1 / 21	<	0.4	U	<	0.8	U	<	0.8	U	<	0.8	U	<	0.4	U	<	0.48	UJ	<	0.49	U
3-Nitrotoluene	-	0 / 21	<	0.4	U	<	0.8	U	<	0.8	U	<	0.8	U	<	0.4	U	<	0.48	UJ	<	0.49	U
4-Amino-2,6-dinitrotoluene	4.2	14 / 21	<	0.2	U	<	1.4	U	<	1.4	U	<	0.8	U	0.32	0.2		<	0.48	UJ	<	0.49	U
4-Nitrotoluene	-	0 / 21	<	1.0	U	<	0.8	U	<	0.8	U	<	0.8	U	<	1	U	<	0.48	UJ	<	0.49	U
MNX	1.6	7 / 15	0.90	0.4		<	0.8	J	1.2	0.8	J	1.6	0.8		1.5	0.4		<	0.48	UJ	<	0.49	U
HMX	4.6	14 / 21	<	2.0	U	1.3	0.8	U	<	0.8	U	0.3	0.8	J	<	2	U	<	0.48	UJ	1.1	0.49	J
Nitrobenzene	-	0 / 21	<	0.4	U	<	0.8	U	<	0.8	U	<	0.8	U	<	0.4	U	<	0.48	UJ	<	0.49	U
RDX	14	20 / 21	0.84	0.2		0.7	0.8	J	0.57	0.8	J	2.3	0.8		1.8	0.2		<	0.48	UJ	3.1	0.49	
Tetryl	-	0 / 21	<	0.2	U	<	1.6	U	<	0.8	U	<	0.8	U	<	0.24	U	<	0.48	UJ	<	0.49	U

Notes:
< = less than reporting limit
µg/L = micrograms per liter
HMX = octahydro-1,3,5,7-tetranitro-1,3,5,7-tetrazocine
ID = identification number
J = estimated
LOQ = limit of quantifications
MNX = mono-nitroso-RDX
NA = not analyzed
NRL = no reporting limit
Qual = qualifier
RDX = hexahydro-1,3,5-trinitro-1,3,5-triazine
RL = reporting limit
U = nondetect

TABLE E.1.1-38
CORNHUSKER ARMY AMMUNITION PLANT
WELL G0075-EXPLOSIVES

FIELD ID			G0075			G0075			G0075			G0075			G0075			G0075			G0075		
METHOD	Maximum	Detection	SW846 M8330			SW846 M8330			SW846 M8330			SW846 M8330			SW846 M8330			SW846 M8330			SW846 M8330		
COLLECT DATE	Detection	Frequency	3/12/2007			3/15/2006			3/15/2005			3/17/2004			3/18/2003			3/21/2002			3/22/2001		
			Result	RL	Qual	Result	RL	Qual	Result	RL	Qual	Result	RL	Qual	Result	RL	Qual	Result	RL	Qual	Result	RL	Qual
EXPLOSIVES (µg/L)																							
1,3,5-Trinitrobenzene	5.8	8 / 21	0.84	0.48		<	0.48	U	0.79	0.48		1.3	0.24		<	0.16	U	4.0	0.35		5.8	0.8	
1,3-Dinitrobenzene	-	0 / 21	<	0.48	U	<	0.48	U	<	0.48	U	<	0.24	U	<	0.16	U	<	0.23	U	<	0.8	U
2,4,6-Trinitrotoluene	12	10 / 21	1.3	0.48		1.4	0.48		1.4	0.48		1.4	0.24		1.2	0.16		2.0	0.20	J	8.5	0.8	
2,4-Dinitrotoluene	-	0 / 21	<	0.48	U	<	0.48	U	<	0.48	U	<	0.46	U	<	0.31	U	<	0.23	U	<	0.8	U
2,6-Dinitrotoluene	-	0 / 21	<	0.48	U	<	0.48	U	<	0.48	U	<	0.46	U	<	0.31	U	<	0.91	U	<	0.8	U
2-Amino-4,6-dinitrotoluene	5.3	13 / 21	3.2	0.48		2	0.48		1.8	0.48	P	2.6	0.46		2.3	0.31		1.7	0.37		2.9	0.8	
2-Nitrotoluene	0.63 J	1 / 21	<	0.48	U	<	0.48	U	<	0.48	U	<	0.46	U	<	0.31	U	<	0.72	U	0.63	0.8	J
3-Nitrotoluene	-	0 / 21	<	0.48	U	<	0.48	U	<	0.48	U	<	0.46	U	<	0.31	U	<	0.45	U	<	0.8	U
4-Amino-2,6-dinitrotoluene	4.2	14 / 21	3.9	0.48		3.6	0.48		2.4	0.48		2.5	0.46		2.3	0.31		2.2	0.62		2.2	0.8	
4-Nitrotoluene	-	0 / 21	<	0.48	U	<	0.48	U	<	0.48	U	<	0.75	U	<	0.5	U	<	1.5	U	<	0.8	U
MNX	1.6	7 / 15	<	0.48	U	<	0.48	U	<	0.48	U	0.21	0.24	J		NA			NA			NA	
HMX	4.6	14 / 21	2.5	0.48		2.1	0.48		2.9	0.48		3.2	0.58		3.3	0.39		2.8	1.0		2.1	1.0	
Nitrobenzene	-	0 / 21	<	0.48	U	<	0.48	U	<	0.48	U	<	0.24	U	<	0.16	U	<	0.41	U	<	0.8	U
RDX	14	20 / 21	11	0.48		7.9	0.48		9	0.48		9.2	0.24		8.3	0.8		10	0.59		11	0.8	
Tetryl	-	0 / 21	<	0.48	U	<	0.48	U	<	0.48	U	<	0.46	U	<	0.31	U	<	0.97	U	<	0.8	U

Notes:
< = less than reporting limit
µg/L = micrograms per liter
HMX = octahydro-1,3,5,7-tetranitro-1,3,5,7-tetrazocine
ID = identification number
J = estimated
LOQ = limit of quantifications
MNX = mono-nitroso-RDX
NA = not analyzed
NRL = no reporting limit
Qual = qualifier
RDX = hexahydro-1,3,5-trinitro-1,3,5-triazine
RL = reporting limit
U = nondetect

TABLE E.1.1-38
CORNHUSKER ARMY AMMUNITION PLANT
WELL G0075-EXPLOSIVES

FIELD ID			G0075			G0075			G0075		
METHOD	Maximum	Detection	SW846 M8330			SW846 M8330			UW51		
COLLECT DATE	Detection	Frequency	3/23/2000			4/1/1999			6/29/1998		
			Result	RL	Qual	Result	RL	Qual	Result	RL	Qual
EXPLOSIVES (µg/L)											
1,3,5-Trinitrobenzene	5.8	8 / 21	4.3	0.8		3.6	0.8		3.68	1.00	
1,3-Dinitrobenzene	-	0 / 21	<	0.8	U	<	0.8	U	<	0.500	U
2,4,6-Trinitrotoluene	12	10 / 21	12	1.5		11	0.8		6.33	1.00	
2,4-Dinitrotoluene	-	0 / 21	<	1.1	U	<	0.8	U	<	0.500	U
2,6-Dinitrotoluene	-	0 / 21	<	1.1	U	<	0.8	U	<	0.500	U
2-Amino-4,6-dinitrotoluene	5.3	13 / 21	5.3	1		4.7	0.8		2.36	0.500	
2-Nitrotoluene	0.63 J	1 / 21	<	1.1	U	<	0.8	U	<	1.00	U
3-Nitrotoluene	-	0 / 21	<	1.1	U	<	0.8	U	<	1.00	U
4-Amino-2,6-dinitrotoluene	4.2	14 / 21	4.2	1		3.4	0.8		2.58	1.00	
4-Nitrotoluene	-	0 / 21	<	1.1	U	<	0.8	U	<	1.00	U
MNX	1.6	7 / 15		NA			NA			NA	
HMX	4.6	14 / 21	4.6	0.8		3.5	0.8		2.34	0.500	
Nitrobenzene	-	0 / 21	<	0.8	U	<	0.8	U	<	0.500	U
RDX	14	20 / 21	14	0.8		14	0.8		8.06	1.00	
Tetryl	-	0 / 21	<	1.3	U	<	0.8	U	<	0.500	U

Notes:
< = less than reporting limit
µg/L = micrograms per liter
HMX = octahydro-1,3,5,7-tetranitro-1,3,5,7-tetrazocine
ID = identification number
J = estimated
LOQ = limit of quantifications
MNX = mono-nitroso-RDX
NA = not analyzed
NRL = no reporting limit
Qual = qualifier
RDX = hexahydro-1,3,5-trinitro-1,3,5-triazine
RL = reporting limit
U = nondetect

TABLE E.1.1-39
CORNHUSKER ARMY AMMUNITION PLANT
WELL G0076-EXPLOSIVES

FIELD ID			G0076					G0076					G0076					G0076				
METHOD	Maximum	Detection	SW846 M8330					SW846 M8330					SW846 M8330					SW846 M8330				
COLLECT DATE	Detection	Frequency	3/21/2018					3/29/2017					8/10/2016					8/13/2015				
			Result	Qual	DL	LOD	LOQ	Result	Qual	DL	LOD	LOQ	Result	DL	LOD	LOQ	Qual	Result	DL	LOD	LOQ	Qual
EXPLOSIVES (µg/L)																						
1,3,5-Trinitrobenzene	-	0 / 21	<	U	0.033	0.11	0.16	<	U	0.035	0.11	0.17	<	0.22	0.43	1.1	U	<	0.22	0.43	1.1	U
1,3-Dinitrobenzene	-	0 / 21	<	U	0.053	0.11	0.16	<	U	0.056	0.11	0.17	<	0.096	0.22	0.43	U	<	0.096	0.22	0.43	U
2,4,6-Trinitrotoluene	-	0 / 21	<	U	0.053	0.11	0.16	<	U	0.056	0.11	0.17	<	0.079	0.22	0.43	U	<	0.078	0.22	0.43	U
2,4-Dinitrotoluene	-	0 / 21	<	U	0.053	0.11	0.14	<	U	0.056	0.11	0.15	<	0.091	0.22	0.43	U	<	0.090	0.22	0.43	U
2,6-Dinitrotoluene	-	0 / 21	<	U	0.053	0.11	0.14	<	U	0.056	0.11	0.15	<	0.070	0.22	0.22	U	<	0.070	0.22	0.22	U
2-Amino-4,6-dinitrotoluene	-	0 / 21	<	U	0.032	0.11	0.16	<	U	0.034	0.11	0.17	<	0.055	0.13	0.22	U	<	0.055	0.13	0.22	U
2-Nitrotoluene	-	0 / 21	<	U	0.093	0.21	0.53	<	U	0.099	0.23	0.56	<	0.093	0.22	0.43	U	<	0.092	0.22	0.43	U
3-Nitrotoluene	-	0 / 21	<	U	0.06	0.21	0.53	<	U	0.064	0.23	0.56	<	0.091	0.22	0.43	U	<	0.090	0.22	0.43	U
4-Amino-2,6-dinitrotoluene	-	0 / 21	<	U	0.053	0.11	0.16	<	U	0.056	0.11	0.17	<	0.063	0.13	0.22	U	<	0.062	0.13	0.22	U
4-Nitrotoluene	-	0 / 21	<	U	0.093	0.21	0.53	<	U	0.099	0.23	0.56	<	0.22	0.43	1.1	U	<	0.22	0.43	1.1	U
HMX	-	0 / 21	<	U	0.03	0.11	0.16	<	U	0.041	0.11	0.17	<	0.095	0.22	0.43	U	<	0.095	0.22	0.43	U
MNX	-	0 / 15	<	U	0.038	0.11	0.53	<	U	0.032	0.11	0.56	<	0.39	0.39	2.2	U	<	0.39	0.39	2.2	U
Nitrobenzene	-	0 / 21	<	U	0.053	0.11	0.16	<	U	0.056	0.11	0.17	<	0.099	0.22	0.43	U	<	0.098	0.22	0.43	U
RDX	-	0 / 21	<	U	0.038	0.11	0.16	<	U	0.041	0.11	0.17	<	0.057	0.13	0.22	U	<	0.06	0.13	0.22	U
Tetryl	-	0 / 21	<	U	0.053	0.11	0.16	<	U	0.056	0.11	0.17	<	0.086	0.22	0.26	U	<	0.09	0.22	0.26	U

Notes:
< = less than reporting limit
µg/L = micrograms per liter
HMX = octahydro-1,3,5,7-tetranitro-1,3,5,7-tetrazocine
ID = identification number
J = estimated
LOQ = limit of quantifications
MNX = mono-nitroso-RDX
NA = not analyzed
NRL = no reporting limit
Qual = qualifier
RDX = hexahydro-1,3,5-trinitro-1,3,5-triazine
RL = reporting limit
U = nondetect

TABLE E.1.1-39
CORNHUSKER ARMY AMMUNITION PLANT
WELL G0076-EXPLOSIVES

FIELD ID			G0076			G0076			G0076			G0076			G0076			G0076			G0076		
METHOD	Maximum	Detection	SW846 M8330			SW846 M8330			SW846 M8330			SW846 M8330			SW846 M8330			SW846 M8330			SW846 M8330		
COLLECT DATE	Detection	Frequency	8/19/2014			3/14/2013			3/12/2012			3/15/2011			3/15/2010			3/16/2009			3/12/2008		
			Result	LOQ	Qual	Result	RL	Qual	Result	RL	Qual	Result	RL	Qual	Result	RL	Qual	Result	RL	Qual	Result	RL	Qual
EXPLOSIVES (µg/L)																							
1,3,5-Trinitrobenzene	-	0 / 21	<	0.98	U	<	0.8	U	<	0.8	U	<	0.8	U	<	1	U	<	0.48	U	<	0.48	U
1,3-Dinitrobenzene	-	0 / 21	<	0.39	U	<	0.8	U	<	0.8	U	<	0.8	U	<	0.4	U	<	0.48	U	<	0.48	U
2,4,6-Trinitrotoluene	-	0 / 21	<	0.39	U	<	0.8	U	<	0.8	U	<	0.8	U	<	0.4	U	<	0.48	U	<	0.48	U
2,4-Dinitrotoluene	-	0 / 21	<	0.39	U	<	0.8	U	<	0.8	U	<	0.8	U	<	0.4	U	<	0.48	U	<	0.48	U
2,6-Dinitrotoluene	-	0 / 21	<	0.2	U	<	0.8	U	<	0.8	U	<	0.8	U	<	0.2	U	<	0.48	U	<	0.48	U
2-Amino-4,6-dinitrotoluene	-	0 / 21	<	0.2	U	<	0.8	U	<	0.8	U	<	0.8	U	<	0.2	U	<	0.48	U	<	0.48	U
2-Nitrotoluene	-	0 / 21	<	0.39	U	<	0.8	U	<	0.8	U	<	0.8	U	<	0.4	U	<	0.48	U	<	0.48	U
3-Nitrotoluene	-	0 / 21	<	0.39	U	<	0.8	U	<	0.8	U	<	0.8	U	<	0.4	U	<	0.48	U	<	0.48	U
4-Amino-2,6-dinitrotoluene	-	0 / 21	<	0.2	U	<	1.4	U	<	1.4	U	<	0.8	U	<	0.2	U	<	0.48	U	<	0.48	U
4-Nitrotoluene	-	0 / 21	<	0.98	U	<	0.8	U	<	0.8	U	<	0.8	U	<	1	U	<	0.48	U	<	0.48	U
HMX	-	0 / 21	<	0.39	U	<	0.8	U	<	0.8	U	<	0.8	U	<	0.4	U	<	0.48	U	<	0.48	U
MNX	-	0 / 15	<	2	U	<	0.8	U	<	0.8	U	<	0.8	U	<	2	U	<	0.48	U	<	0.48	U
Nitrobenzene	-	0 / 21	<	0.39	U	<	0.8	U	<	0.8	U	<	0.8	U	<	0.4	U	<	0.48	U	<	0.48	U
RDX	-	0 / 21	<	0.2	U	<	0.8	U	<	0.8	U	<	0.8	U	<	0.2	U	<	0.48	U	<	0.48	U
Tetryl	-	0 / 21	<	0.23	U	<	1.6	U	<	0.8	U	<	0.8	U	<	0.24	U	<	0.48	U	<	0.48	U

Notes:
< = less than reporting limit
µg/L = micrograms per liter
HMX = octahydro-1,3,5,7-tetranitro-1,3,5,7-tetrazocine
ID = identification number
J = estimated
LOQ = limit of quantifications
MNX = mono-nitroso-RDX
NA = not analyzed
NRL = no reporting limit
Qual = qualifier
RDX = hexahydro-1,3,5-trinitro-1,3,5-triazine
RL = reporting limit
U = nondetect

TABLE E.1.1-39
CORNHUSKER ARMY AMMUNITION PLANT
WELL G0076-EXPLOSIVES

FIELD ID			G0076			G0076			G0076			G0076			G0076			G0076			G0076		
METHOD	Maximum	Detection	SW846 M8330			SW846 M8330			SW846 M8330			SW846 M8330			SW846 M8330			SW846 M8330			SW846 M8330		
COLLECT DATE	Detection	Frequency	3/12/2007			3/15/2006			3/15/2005			3/17/2004			3/18/2003			3/20/2002			3/22/2001		
			Result	RL	Qual	Result	RL	Qual	Result	RL	Qual	Result	RL	Qual	Result	RL	Qual	Result	RL	Qual	Result	RL	Qual
EXPLOSIVES (µg/L)																							
1,3,5-Trinitrobenzene	-	0 / 21	<	0.48	U	<	0.48	U	<	0.48	U	<	0.25	U	<	0.21	U	<	0.54	U	<	0.8	U
1,3-Dinitrobenzene	-	0 / 21	<	0.48	U	<	0.48	U	<	0.48	U	<	0.25	U	<	0.21	U	<	0.36	U	<	0.8	U
2,4,6-Trinitrotoluene	-	0 / 21	<	0.48	U	<	0.48	U	<	0.48	U	<	0.25	U	<	0.21	U	<	0.45	U	<	0.8	U
2,4-Dinitrotoluene	-	0 / 21	<	0.48	U	<	0.48	U	<	0.48	U	<	0.49	U	<	0.41	U	<	0.36	U	<	0.8	U
2,6-Dinitrotoluene	-	0 / 21	<	0.48	U	<	0.48	U	<	0.48	U	<	0.49	U	<	0.41	U	<	1.4	U	<	0.8	U
2-Amino-4,6-dinitrotoluene	-	0 / 21	<	0.48	U	<	0.48	U	<	0.48	U	<	0.49	U	<	0.41	U	<	0.57	U	<	0.8	U
2-Nitrotoluene	-	0 / 21	<	0.48	U	<	0.48	U	<	0.48	U	<	0.49	U	<	0.41	U	<	1.1	U	<	0.8	U
3-Nitrotoluene	-	0 / 21	<	0.48	U	<	0.48	U	<	0.48	U	<	0.49	U	<	0.41	U	<	0.70	U	<	0.8	U
4-Amino-2,6-dinitrotoluene	-	0 / 21	<	0.48	U	<	0.48	U	<	0.48	U	<	0.49	U	<	0.41	U	<	0.95	U	<	0.8	U
4-Nitrotoluene	-	0 / 21	<	0.48	U	<	0.48	U	<	0.48	U	<	0.78	U	<	0.67	U	<	2.3	U	<	0.8	U
HMX	-	0 / 21	<	0.48	U	<	0.48	U	<	0.48	U	<	0.61	U	<	0.52	U	<	1.5	U	<	1.0	U
MNX	-	0 / 15	<	0.48	U	<	0.48	U	<	0.48	U	<	0.25	U		NA			NA			NA	
Nitrobenzene	-	0 / 21	<	0.48	U	<	0.48	U	<	0.48	U	<	0.25	U	<	0.21	U	<	0.63	U	<	0.8	U
RDX	-	0 / 21	<	0.48	U	<	0.48	U	<	0.48	U	<	0.25	U	<	0.21	U	<	0.91	U	<	0.8	U
Tetryl	-	0 / 21	<	0.48	U	<	0.48	U	<	0.48	U	<	0.49	U	<	0.41	U	<	1.5	U	<	0.8	U

Notes:
< = less than reporting limit
µg/L = micrograms per liter
HMX = octahydro-1,3,5,7-tetranitro-1,3,5,7-tetrazocine
ID = identification number
J = estimated
LOQ = limit of quantifications
MNX = mono-nitroso-RDX
NA = not analyzed
NRL = no reporting limit
Qual = qualifier
RDX = hexahydro-1,3,5-trinitro-1,3,5-triazine
RL = reporting limit
U = nondetect

TABLE E.1.1-39
CORNHUSKER ARMY AMMUNITION PLANT
WELL G0076-EXPLOSIVES

FIELD ID			G0076			G0076			G0076		
METHOD	Maximum	Detection	SW846 M8330			SW846 M8330			UW51		
COLLECT DATE	Detection	Frequency	3/23/2000			4/1/1999			6/29/1998		
			Result	RL	Qual	Result	RL	Qual	Result	RL	Qual
EXPLOSIVES (µg/L)											
1,3,5-Trinitrobenzene	-	0 / 21	<	0.8	U	<	0.8	U	<	1.00	U
1,3-Dinitrobenzene	-	0 / 21	<	0.8	U	<	0.8	U	<	0.500	U
2,4,6-Trinitrotoluene	-	0 / 21	<	1.5	U	<	0.8	U	<	1.00	U
2,4-Dinitrotoluene	-	0 / 21	<	1.1	U	<	0.8	U	<	0.500	U
2,6-Dinitrotoluene	-	0 / 21	<	1.1	U	<	0.8	U	<	0.500	U
2-Amino-4,6-dinitrotoluene	-	0 / 21	<	1	U	<	0.8	U	<	0.500	U
2-Nitrotoluene	-	0 / 21	<	1.1	U	<	0.8	U	<	1.00	U
3-Nitrotoluene	-	0 / 21	<	1.1	U	<	0.8	U	<	1.00	U
4-Amino-2,6-dinitrotoluene	-	0 / 21	<	1	U	<	0.8	U	<	1.00	U
4-Nitrotoluene	-	0 / 21	<	1.1	U	<	0.8	U	<	1.00	U
HMX	-	0 / 21	<	0.8	U	<	0.8	U	<	0.500	U
MNX	-	0 / 15		NA			NA			NA	
Nitrobenzene	-	0 / 21	<	0.8	U	<	0.8	U	<	0.500	U
RDX	-	0 / 21	<	0.8	U	<	0.8	U	<	1.00	U
Tetryl	-	0 / 21	<	1.3	U	<	0.8	U	<	0.500	U

Notes:
< = less than reporting limit
µg/L = micrograms per liter
HMX = octahydro-1,3,5,7-tetranitro-1,3,5,7-tetrazocine
ID = identification number
J = estimated
LOQ = limit of quantifications
MNX = mono-nitroso-RDX
NA = not analyzed
NRL = no reporting limit
Qual = qualifier
RDX = hexahydro-1,3,5-trinitro-1,3,5-triazine
RL = reporting limit
U = nondetect

TABLE E.1.1-40
CORNHUSKER ARMY AMMUNITION PLANT
WELL G0077-EXPLOSIVES

FIELD ID			G0077					G0077					G0077					G0077				
METHOD	Maximum	Detection	SW846 M8330					SW846 M8330					SW846 M8330					SW846 M8330				
COLLECT DATE	Detection	Frequency	3/20/2018					4/1/2017					8/9/2016					8/12/2015				
			Result	Qual	DL	LOD	LOQ	Result	Qual	DL	LOD	LOQ	Result	DL	LOD	LOQ	Qual	Result	DL	LOD	LOQ	Qual
EXPLOSIVES (µg/L)																						
1,3,5-Trinitrobenzene	250	20 / 21	2.7		0.033	0.11	0.16	3.5		0.033	0.11	0.16	3.4	0.22	0.44	1.1		5.2	0.21	0.42	1.1	
1,3-Dinitrobenzene	-	0 / 21	<	U	0.053	0.11	0.16	<	U	0.053	0.11	0.16	<	0.098	0.22	0.44	U	<	0.093	0.21	0.42	U
2,4,6-Trinitrotoluene	800	21 / 21	5.3		0.053	0.11	0.16	5.5		0.053	0.11	0.16	5.3	0.080	0.22	0.44		6.0	0.076	0.21	0.42	
2,4-Dinitrotoluene	8.8	8 / 21	0.063	J	0.053	0.11	0.14	0.071	J	0.053	0.11	0.14	<	0.092	0.22	0.44	U	<	0.088	0.21	0.42	U
2,6-Dinitrotoluene	-	0 / 21	<	U	0.053	0.11	0.14	<	U	0.053	0.11	0.14	<	0.071	0.22	0.22	U	<	0.068	0.21	0.21	U
2-Amino-4,6-dinitrotoluene	61	21 / 21	3.9		0.032	0.11	0.16	4.4		0.032	0.11	0.16	3.5	0.056	0.13	0.22		4.0	0.053	0.13	0.21	
2-Nitrotoluene	2.7	1 / 21	<	U	0.093	0.21	0.53	<	U	0.093	0.21	0.53	<	0.094	0.22	0.44	U	<	0.090	0.21	0.42	U
3-Nitrotoluene	-	0 / 21	<	U	0.06	0.21	0.53	<	U	0.06	0.21	0.53	<	0.092	0.22	0.44	U	<	0.088	0.21	0.42	U
4-Amino-2,6-dinitrotoluene	94 J	19 / 21	4.5		0.053	0.11	0.16	5.3		0.053	0.11	0.16	3.9	0.064	0.13	0.22		5.0	0.061	0.13	0.21	
4-Nitrotoluene	-	0 / 21	<	U	0.093	0.21	0.53	<	U	0.093	0.21	0.53	<	0.22	0.44	1.1	U	<	0.21	0.42	1.1	U
HMX	6.5	21 / 21	0.91		0.03	0.11	0.16	1.1		0.038	0.11	0.16	0.58	0.096	0.22	0.44		0.72	0.092	0.21	0.42	
MNX	0.35 J	3 / 15	<	U	0.038	0.11	0.53	<	U	0.029	0.11	0.53	<	0.39	0.39	2.2	U	<	0.38	0.38	2.1	U
Nitrobenzene	-	0 / 21	<	U	0.053	0.11	0.16	<	U	0.053	0.11	0.16	<	0.10	0.22	0.44	U	<	0.096	0.21	0.42	U
RDX	55	21 / 21	1.3		0.038	0.11	0.16	1.5		0.038	0.11	0.16	1.3	0.058	0.13	0.22		1.4	0.055	0.13	0.21	
Tetryl	-	0 / 21	<	U	0.053	0.11	0.16	<	U	0.053	0.11	0.16	<	0.087	0.22	0.26	U	<	0.083	0.21	0.25	U

Notes:
< = less than reporting limit
µg/L = micrograms per liter
HMX = octahydro-1,3,5,7-tetranitro-1,3,5,7-tetrazocine
ID = identification number
J = estimated
LOQ = limit of quantifications
MNX = mono-nitroso-RDX
NA = not analyzed
NRL = no reporting limit
Qual = qualifier
RDX = hexahydro-1,3,5-trinitro-1,3,5-triazine
RL = reporting limit
U = nondetect

TABLE E.1.1-40
CORNHUSKER ARMY AMMUNITION PLANT
WELL G0077-EXPLOSIVES

FIELD ID			G0077			G0077			G0077			G0077			G0077			G0077			G0077		
METHOD	Maximum	Detection	SW846 M8330			SW846 M8330			SW846 M8330			SW846 M8330			SW846 M8330			SW846 M8330			SW846 M8330		
COLLECT DATE	Detection	Frequency	8/14/2014			3/13/2013			3/12/2012			3/15/2011			3/16/2010			3/13/2009			3/12/2008		
			Result	LOQ	Qual	Result	RL	Qual	Result	RL	Qual	Result	RL	Qual	Result	RL	Qual	Result	RL	Qual	Result	RL	Qual
EXPLOSIVES (µg/L)																							
1,3,5-Trinitrobenzene	250	20 / 21	6.7	1.1		10.5	0.8	J	11.3	0.8		12.9	0.8		17	1	J	19	0.5		24	0.48	
1,3-Dinitrobenzene	-	0 / 21	<	0.4	U	<	0.8	U	<	0.8	U	<	0.8	U	<	0.4	U	<	0.5	U	<	0.48	U
2,4,6-Trinitrotoluene	800	21 / 21	6.1	0.4		7.1	0.8	J	7.3	0.8		9.6	0.8		13	0.4		15	0.5		18	0.48	
2,4-Dinitrotoluene	8.8	8 / 21	<	0.4	U	<	0.8	U	<	0.8	U	<	0.8	U	<	0.4	U	<	0.5	U	<	0.48	U
2,6-Dinitrotoluene	-	0 / 21	<	0.2	U	<	0.8	U	<	0.8	U	<	0.8	U	<	0.2	U	<	0.5	U	<	0.48	U
2-Amino-4,6-dinitrotoluene	61	21 / 21	3.8	0.2		3.6	0.8	J	3.3	0.8		4.2	0.8		5.6	0.2	J	5.2	0.5		5.4	0.48	
2-Nitrotoluene	2.7	1 / 21	<	0.4	U	<	0.8	U	<	0.8	U	<	0.8	U	<	0.4	U	<	0.5	U	<	0.48	U
3-Nitrotoluene	-	0 / 21	<	0.4	U	<	0.8	U	<	0.8	U	<	0.8	U	<	0.4	U	<	0.5	U	<	0.48	U
4-Amino-2,6-dinitrotoluene	94 J	19 / 21	4.9	0.2		4.3	1.4	J	3.2	1.4		3.4	0.8		3.5	0.2	J	4.5	0.5		4.3	0.48	
4-Nitrotoluene	-	0 / 21	<	1.1	U	<	0.8	U	<	0.8	U	<	0.8	U	<	1	U	<	0.5	U	<	0.48	U
HMX	6.5	21 / 21	0.86	0.4		1.3	0.8	J	1.3	0.8		1.3	0.8		1.4	0.4	J	1.5	0.5		2	0.48	
MNX	0.35 J	3 / 15	<	2.2	U	<	0.8	U	<	0.8	U	<	0.8	U	0.35	2	J	<	0.5	U	<	0.48	U
Nitrobenzene	-	0 / 21	<	0.4	U	<	0.8	U	<	0.8	U	<	0.8	U	<	0.4	U	<	0.5	U	<	0.48	U
RDX	55	21 / 21	2.3	0.2		2.4	0.8	J	3	0.8		3.5	0.8		2.6	0.2	J	4.8	0.5		4.7	0.48	
Tetryl	-	0 / 21	<	0.3	U	<	1.6	U	<	0.8	U	<	0.8	U	<	0.24	U	<	0.5	U	<	0.48	U

Notes:
< = less than reporting limit
µg/L = micrograms per liter
HMX = octahydro-1,3,5,7-tetranitro-1,3,5,7-tetrazocine
ID = identification number
J = estimated
LOQ = limit of quantifications
MNX = mono-nitroso-RDX
NA = not analyzed
NRL = no reporting limit
Qual = qualifier
RDX = hexahydro-1,3,5-trinitro-1,3,5-triazine
RL = reporting limit
U = nondetect

TABLE E.1.1-40
CORNHUSKER ARMY AMMUNITION PLANT
WELL G0077-EXPLOSIVES

FIELD ID			G0077			G0077			G0077			G0077			G0077			G0077			G0077		
METHOD	Maximum	Detection	SW846 M8330			SW846 M8330			SW846 M8330			SW846 M8330			SW846 M8330			SW846 M8330			SW846 M8330		
COLLECT DATE	Detection	Frequency	3/12/2007			3/14/2006			3/15/2005			3/15/2004			3/18/2003			3/20/2002			3/23/2001		
			Result	RL	Qual	Result	RL	Qual	Result	RL	Qual	Result	RL	Qual	Result	RL	Qual	Result	RL	Qual	Result	RL	Qual
EXPLOSIVES (µg/L)																							
1,3,5-Trinitrobenzene	250	20 / 21	31	0.48		27	0.49		31	0.48		22	1.9		<	0.21	U	9.5	0.36		23	16.0	
1,3-Dinitrobenzene	-	0 / 21	<	0.48	U	<	0.49	U	<	0.48	U	<	0.19	U	<	0.21	U	<	0.24	U	<	0.8	U
2,4,6-Trinitrotoluene	800	21 / 21	21	0.48		23	0.49		27	0.48		45	1.9		55	2.1	J	60	3.0		130	16.0	
2,4-Dinitrotoluene	8.8	8 / 21	<	0.48	U	<	0.49	U	<	0.48	U	0.18	0.36	J	<	0.47	UJ	0.28	0.24		0.51	0.8	J
2,6-Dinitrotoluene	-	0 / 21	<	0.48	U	<	0.49	U	<	0.48	U	<	0.36	U	<	0.4	U	<	0.94	U	<	0.8	U
2-Amino-4,6-dinitrotoluene	61	21 / 21	6.3	0.48		5.2	0.49		5.4	0.48	P	7.3	0.36		11	0.4	J	13	0.38		12	16.0	J
2-Nitrotoluene	2.7	1 / 21	<	0.48	U	<	0.49	U	<	0.48	U	<	0.36	U	<	0.4	U	<	0.74	U	2.7	0.8	
3-Nitrotoluene	-	0 / 21	<	0.48	U	<	0.49	U	<	0.48	U	<	0.36	U	<	0.4	U	<	0.47	U	<	0.8	U
4-Amino-2,6-dinitrotoluene	94 J	19 / 21	3.7	0.48		3.8	0.49		3.7	0.48		5.1	0.36		7.5	0.4	J	9.4	0.64		<	0.8	U
4-Nitrotoluene	-	0 / 21	<	0.48	U	<	0.49	U	<	0.48	U	<	0.58	U	<	0.64	U	<	1.5	U	<	0.8	U
HMX	6.5	21 / 21	2.9	0.48		2.3	0.49		2.4	0.48		3	0.46		3	0.5	J	3.4	1.0		2.5	1.0	
MNX	0.35 J	3 / 15	<	0.48	U	<	0.49	U	0.32	0.48	J	0.26	0.19			NA			NA			NA	
Nitrobenzene	-	0 / 21	<	0.48	U	<	0.49	U	<	0.48	U	<	0.19	U	<	0.21	U	<	0.42	U	<	0.8	U
RDX	55	21 / 21	5.7	0.48		7.5	0.49		15	0.48		13	1.9		9.9	0.21	J	12	3.0		14	0.8	
Tetryl	-	0 / 21	<	0.48	U	<	0.49	U	<	0.48	U	<	0.36	U	<	0.4	U	<	1.0	U	<	0.8	U

Notes:
< = less than reporting limit
µg/L = micrograms per liter
HMX = octahydro-1,3,5,7-tetranitro-1,3,5,7-tetrazocine
ID = identification number
J = estimated
LOQ = limit of quantifications
MNX = mono-nitroso-RDX
NA = not analyzed
NRL = no reporting limit
Qual = qualifier
RDX = hexahydro-1,3,5-trinitro-1,3,5-triazine
RL = reporting limit
U = nondetect

TABLE E.1.1-40
CORNHUSKER ARMY AMMUNITION PLANT
WELL G0077-EXPLOSIVES

FIELD ID			G0077			G0077			G0077		
METHOD	Maximum	Detection	SW846 M8330			SW846 M8330			UW51		
COLLECT DATE	Detection	Frequency	3/23/2000			4/1/1999			6/30/1998		
			Result	RL	Qual	Result	RL	Qual	Result	RL	Qual
EXPLOSIVES (µg/L)											
1,3,5-Trinitrobenzene	250	20 / 21	140	80		250	160.0		116	1.00	
1,3-Dinitrobenzene	-	0 / 21	<	0.8	U	<	4.0	U	<	0.500	U
2,4,6-Trinitrotoluene	800	21 / 21	540	150		800	160.0		418	1.00	
2,4-Dinitrotoluene	8.8	8 / 21	6.5	1.1		8.8	4.0		8.74	0.500	
2,6-Dinitrotoluene	-	0 / 21	<	1.1	U	<	4.0	U	<	0.500	U
2-Amino-4,6-dinitrotoluene	61	21 / 21	52	1	JE	61	4.0		49.5	0.500	
2-Nitrotoluene	2.7	1 / 21	<	1.1	U	<	4.0	U	<	1.00	U
3-Nitrotoluene	-	0 / 21	<	1.1	U	<	4.0	U	<	1.00	U
4-Amino-2,6-dinitrotoluene	94 J	19 / 21	94	100	J	<	4.0	U	14.7	1.00	
4-Nitrotoluene	-	0 / 21	<	1.1	U	<	4.0	U	<	1.00	U
HMX	6.5	21 / 21	6.5	0.8		4.6	4.0		4.53	0.500	
MNX	0.35 J	3 / 15		NA			NA			NA	
Nitrobenzene	-	0 / 21	<	0.8	U	<	4.0	U	<	0.500	U
RDX	55	21 / 21	40	80	J	55	4.0		13.9	1.00	
Tetryl	-	0 / 21	<	1.3	U	<	4.0	U	<	0.500	U

Notes:
< = less than reporting limit
µg/L = micrograms per liter
HMX = octahydro-1,3,5,7-tetranitro-1,3,5,7-tetrazocine
ID = identification number
J = estimated
LOQ = limit of quantifications
MNX = mono-nitroso-RDX
NA = not analyzed
NRL = no reporting limit
Qual = qualifier
RDX = hexahydro-1,3,5-trinitro-1,3,5-triazine
RL = reporting limit
U = nondetect

TABLE E.1.1-41
CORNHUSKER ARMY AMMUNITION PLANT
WELL G0078-EXPLOSIVES

FIELD ID			G0078					G0078					G0078					G0078				
METHOD	Maximum	Detection	SW846 M8330					SW846 M8330					SW846 M8330					SW846 M8330				
COLLECT DATE	Detection	Frequency	3/20/2018					4/1/2017					8/9/2016					8/12/2015				
			Result	Qual	DL	LOD	LOQ	Result	Qual	DL	LOD	LOQ	Result	DL	LOD	LOQ	Qual	Result	DL	LOD	LOQ	Qual
EXPLOSIVES (µg/L)																						
1,3,5-Trinitrobenzene	-	0 / 21	<	U	0.034	0.11	0.16	<	U	0.064	0.21	0.31	<	0.21	0.43	1.1	U	<	0.21	0.42	1.0	U
1,3-Dinitrobenzene	-	0 / 21	<	U	0.055	0.11	0.16	<	U	0.1	0.21	0.31	<	0.095	0.21	0.43	U	<	0.093	0.21	0.42	U
2,4,6-Trinitrotoluene	-	0 / 21	<	U	0.055	0.11	0.16	<	U	0.1	0.21	0.31	<	0.077	0.21	0.43	U	<	0.076	0.21	0.42	U
2,4-Dinitrotoluene	-	0 / 21	<	U	0.055	0.11	0.14	<	U	0.1	0.21	0.27	<	0.090	0.21	0.43	U	<	0.088	0.21	0.42	U
2,6-Dinitrotoluene	-	0 / 21	<	U	0.055	0.11	0.14	<	U	0.1	0.21	0.27	<	0.069	0.21	0.21	U	<	0.068	0.21	0.21	U
2-Amino-4,6-dinitrotoluene	1.6	2 / 21	<	U	0.033	0.11	0.16	<	U	0.062	0.21	0.31	<	0.054	0.13	0.21	U	<	0.053	0.13	0.21	U
2-Nitrotoluene	-	0 / 21	<	U	0.096	0.22	0.55	<	U	0.18	0.41	1	<	0.091	0.21	0.43	U	<	0.090	0.21	0.42	U
3-Nitrotoluene	-	0 / 21	<	U	0.062	0.22	0.55	<	U	0.12	0.41	1	<	0.089	0.21	0.43	U	<	0.087	0.21	0.42	U
4-Amino-2,6-dinitrotoluene	0.5 J	1 / 21	<	U	0.055	0.11	0.16	<	U	0.1	0.21	0.31	<	0.062	0.13	0.21	U	<	0.060	0.13	0.21	U
4-Nitrotoluene	-	0 / 21	<	U	0.096	0.22	0.55	<	U	0.18	0.41	1	<	0.21	0.43	1.1	U	<	0.21	0.42	1.0	U
HMX	-	0 / 21	<	U	0.031	0.11	0.16	<	U	0.074	0.21	0.31	<	0.094	0.21	0.43	U	<	0.092	0.21	0.42	U
MNX	-	0 / 15	<	U	0.039	0.11	0.55	<	U	0.058	0.21	1	<	0.38	0.38	2.1	U	<	0.38	0.38	2.1	U
Nitrobenzene	-	0 / 21	<	U	0.055	0.11	0.16	<	U	0.1	0.21	0.31	<	0.097	0.21	0.43	U	<	0.095	0.21	0.42	U
RDX	-	0 / 21	<	U	0.039	0.11	0.16	<	U	0.074	0.21	0.31	<	0.056	0.13	0.21	U	<	0.055	0.13	0.21	U
Tetryl	-	0 / 21	<	U	0.055	0.11	0.16	<	U	0.1	0.21	0.31	<	0.085	0.21	0.26	U	<	0.083	0.21	0.25	U

Notes:
< = less than reporting limit
µg/L = micrograms per liter
HMX = octahydro-1,3,5,7-tetranitro-1,3,5,7-tetrazocine
ID = identification number
J = estimated
LOQ = limit of quantifications
MNX = mono-nitroso-RDX
NA = not analyzed
NRL = no reporting limit
Qual = qualifier
RDX = hexahydro-1,3,5-trinitro-1,3,5-triazine
RL = reporting limit
U = nondetect

TABLE E.1.1-41
CORNHUSKER ARMY AMMUNITION PLANT
WELL G0078-EXPLOSIVES

FIELD ID			G0078			G0078			G0078			G0078			G0078			G0078			G0078		
METHOD	Maximum	Detection	SW846 M8330			SW846 M8330			SW846 M8330			SW846 M8330			SW846 M8330			SW846 M8330			SW846 M8330		
COLLECT DATE	Detection	Frequency	8/14/2014			3/13/2013			3/12/2012			3/14/2011			3/16/2010			3/13/2009			3/13/2008		
			Result	LOQ	Qual	Result	RL	Qual	Result	RL	Qual	Result	RL	Qual	Result	RL	Qual	Result	RL	Qual	Result	RL	Qual
EXPLOSIVES (µg/L)																							
1,3,5-Trinitrobenzene	-	0 / 21	<	1.1	U	<	0.8	U	<	0.8	U	<	0.8	U	<	1	U	<	0.48	U	<	0.49	U
1,3-Dinitrobenzene	-	0 / 21	<	0.43	U	<	0.8	U	<	0.8	U	<	0.8	U	<	0.4	U	<	0.48	U	<	0.49	U
2,4,6-Trinitrotoluene	-	0 / 21	<	0.43	U	<	0.8	U	<	0.8	U	<	0.8	U	<	0.4	U	<	0.48	U	<	0.49	U
2,4-Dinitrotoluene	-	0 / 21	<	0.43	U	<	0.8	U	<	0.8	U	<	0.8	U	<	0.4	U	<	0.48	U	<	0.49	U
2,6-Dinitrotoluene	-	0 / 21	<	0.22	U	<	0.8	U	<	0.8	U	<	0.8	U	<	0.2	U	<	0.48	U	<	0.49	U
2-Amino-4,6-dinitrotoluene	1.6	2 / 21	<	0.22	U	<	0.8	U	<	0.8	U	<	0.8	U	0.064	0.2	J	<	0.48	U	<	0.49	U
2-Nitrotoluene	-	0 / 21	<	0.43	U	<	0.8	U	<	0.8	U	<	0.8	U	<	0.4	U	<	0.48	U	<	0.49	U
3-Nitrotoluene	-	0 / 21	<	0.43	U	<	0.8	U	<	0.8	U	<	0.8	U	<	0.4	U	<	0.48	U	<	0.49	U
4-Amino-2,6-dinitrotoluene	0.5 J	1 / 21	<	0.22	U	<	1.4	U	<	1.4	U	<	0.8	U	<	0.2	U	<	0.48	U	<	0.49	U
4-Nitrotoluene	-	0 / 21	<	1.1	U	<	0.8	U	<	0.8	U	<	0.8	U	<	1	U	<	0.48	U	<	0.49	U
HMX	-	0 / 21	<	0.43	U	<	0.8	U	<	0.8	U	<	0.8	U	<	0.4	U	<	0.48	U	<	0.49	U
MNX	-	0 / 15	<	2.2	U	<	0.8	U	<	0.8	U	<	0.8	U	<	2	U	<	0.48	U	<	0.49	U
Nitrobenzene	-	0 / 21	<	0.43	U	<	0.8	U	<	0.8	U	<	0.8	U	<	0.4	U	<	0.48	U	<	0.49	U
RDX	-	0 / 21	<	0.22	U	<	0.8	U	<	0.8	U	<	0.8	U	<	0.2	U	<	0.48	U	<	0.49	U
Tetryl	-	0 / 21	<	0.26	U	<	1.6	U	<	0.8	U	<	0.8	U	<	0.24	U	<	0.48	U	<	0.49	U

Notes:
< = less than reporting limit
µg/L = micrograms per liter
HMX = octahydro-1,3,5,7-tetranitro-1,3,5,7-tetrazocine
ID = identification number
J = estimated
LOQ = limit of quantifications
MNX = mono-nitroso-RDX
NA = not analyzed
NRL = no reporting limit
Qual = qualifier
RDX = hexahydro-1,3,5-trinitro-1,3,5-triazine
RL = reporting limit
U = nondetect

TABLE E.1.1-41
CORNHUSKER ARMY AMMUNITION PLANT
WELL G0078-EXPLOSIVES

FIELD ID			G0078			G0078			G0078			G0078			G0078			G0078			G0078		
METHOD	Maximum	Detection	SW846 M8330			SW846 M8330			SW846 M8330			SW846 M8330			SW846 M8330			SW846 M8330			SW846 M8330		
COLLECT DATE	Detection	Frequency	3/12/2007			3/14/2006			3/15/2005			3/15/2004			3/18/2003			3/20/2002			3/22/2001		
			Result	RL	Qual	Result	RL	Qual	Result	RL	Qual	Result	RL	Qual	Result	RL	Qual	Result	RL	Qual	Result	RL	Qual
EXPLOSIVES (µg/L)																							
1,3,5-Trinitrobenzene	-	0 / 21	<	0.48	U	<	0.48	U	<	0.48	U	<	0.21	U	<	0.2	U	<	0.42	U	<	0.8	U
1,3-Dinitrobenzene	-	0 / 21	<	0.48	U	<	0.48	U	<	0.48	U	<	0.21	U	<	0.2	U	<	0.28	U	<	0.8	U
2,4,6-Trinitrotoluene	-	0 / 21	<	0.48	U	<	0.48	U	<	0.48	U	<	0.21	U	<	0.2	U	<	0.35	U	<	0.8	U
2,4-Dinitrotoluene	-	0 / 21	<	0.48	U	<	0.48	U	<	0.48	U	<	0.41	U	<	0.39	U	<	0.28	U	<	0.8	U
2,6-Dinitrotoluene	-	0 / 21	<	0.48	U	<	0.48	U	<	0.48	U	<	0.41	U	<	0.39	U	<	1.1	U	<	0.8	U
2-Amino-4,6-dinitrotoluene	1.6	2 / 21	<	0.48	U	<	0.48	U	<	0.48	U	<	0.41	U	<	0.39	U	<	0.44	U	<	0.8	U
2-Nitrotoluene	-	0 / 21	<	0.48	U	<	0.48	U	<	0.48	U	<	0.41	U	<	0.39	U	<	0.86	U	<	0.8	U
3-Nitrotoluene	-	0 / 21	<	0.48	U	<	0.48	U	<	0.48	U	<	0.41	U	<	0.39	U	<	0.54	U	<	0.8	U
4-Amino-2,6-dinitrotoluene	0.5 J	1 / 21	<	0.48	U	<	0.48	U	<	0.48	U	<	0.41	U	<	0.39	U	<	0.74	U	<	0.8	U
4-Nitrotoluene	-	0 / 21	<	0.48	U	<	0.48	U	<	0.48	U	<	0.67	U	<	0.63	U	<	1.8	U	<	0.8	U
HMX	-	0 / 21	<	0.48	U	<	0.48	U	<	0.48	U	<	0.52	U	<	0.49	U	<	1.2	U	<	1	U
MNX	-	0 / 15	<	0.48	U	<	0.48	U	<	0.48	U	<	0.21	U		NA			NA			NA	
Nitrobenzene	-	0 / 21	<	0.48	U	<	0.48	U	<	0.48	U	<	0.21	U	<	0.2	U	<	0.49	U	<	0.8	U
RDX	-	0 / 21	<	0.48	U	<	0.48	U	<	0.48	U	<	0.21	U	<	0.2	U	<	0.70	U	<	0.8	U
Tetryl	-	0 / 21	<	0.48	U	<	0.48	U	<	0.48	U	<	0.41	U	<	0.39	U	<	1.2	U	<	0.8	U

Notes:
< = less than reporting limit
µg/L = micrograms per liter
HMX = octahydro-1,3,5,7-tetranitro-1,3,5,7-tetrazocine
ID = identification number
J = estimated
LOQ = limit of quantifications
MNX = mono-nitroso-RDX
NA = not analyzed
NRL = no reporting limit
Qual = qualifier
RDX = hexahydro-1,3,5-trinitro-1,3,5-triazine
RL = reporting limit
U = nondetect

TABLE E.1.1-41
CORNHUSKER ARMY AMMUNITION PLANT
WELL G0078-EXPLOSIVES

FIELD ID			G0078			G0078			G0078		
METHOD	Maximum	Detection	SW846 M8330			SW846 M8330			UW51		
COLLECT DATE	Detection	Frequency	3/23/2000			4/1/1999			6/30/1998		
			Result	RL	Qual	Result	RL	Qual	Result	RL	Qual
EXPLOSIVES (µg/L)											
1,3,5-Trinitrobenzene	-	0 / 21	<	0.8	U	<	0.8	U	<	1.00	U
1,3-Dinitrobenzene	-	0 / 21	<	0.8	U	<	0.8	U	<	0.500	U
2,4,6-Trinitrotoluene	-	0 / 21	<	1.5	U	<	0.8	U	<	1.00	U
2,4-Dinitrotoluene	-	0 / 21	<	1.1	U	<	0.8	U	<	0.500	U
2,6-Dinitrotoluene	-	0 / 21	<	1.1	U	<	0.8	U	<	0.500	U
2-Amino-4,6-dinitrotoluene	1.6	2 / 21	<	1	U	1.6	0.8		<	0.500	U
2-Nitrotoluene	-	0 / 21	<	1.1	U	<	0.8	U	<	1.00	U
3-Nitrotoluene	-	0 / 21	<	1.1	U	<	0.8	U	<	1.00	U
4-Amino-2,6-dinitrotoluene	0.5 J	1 / 21	<	1	U	0.5	0.8	J	<	1.00	U
4-Nitrotoluene	-	0 / 21	<	1.1	U	<	0.8	U	<	1.00	U
HMX	-	0 / 21	<	0.8	U	<	0.8	U	<	0.500	U
MNX	-	0 / 15		NA			NA			NA	
Nitrobenzene	-	0 / 21	<	0.8	U	<	0.8	U	<	0.500	U
RDX	-	0 / 21	<	0.8	U	<	0.8	U	<	1.00	U
Tetryl	-	0 / 21	<	1.3	U	<	0.8	U	<	0.500	U

Notes:
< = less than reporting limit
µg/L = micrograms per liter
HMX = octahydro-1,3,5,7-tetranitro-1,3,5,7-tetrazocine
ID = identification number
J = estimated
LOQ = limit of quantifications
MNX = mono-nitroso-RDX
NA = not analyzed
NRL = no reporting limit
Qual = qualifier
RDX = hexahydro-1,3,5-trinitro-1,3,5-triazine
RL = reporting limit
U = nondetect

TABLE E.1.1-42
CORNHUSKER ARMY AMMUNITION PLANT
WELL G0079-EXPLOSIVES

FIELD ID			G0079			G0079			G0079			G0079			G0079			G0079			G0079		
METHOD	Maximum	Detection	SW846 M8330			SW846 M8330			SW846 M8330			SW846 M8330			SW846 M8330			SW846 M8330			SW846 M8330		
COLLECT DATE	Detection	Frequency	None			None			None			None			None			None			3/12/2012		
			Result	RL	Qual	Result	RL	Qual	Result	RL	Qual	Result	RL	Qual	Result	RL	Qual	Result	RL	Qual	Result	RL	Qual
EXPLOSIVES (µg/L)																							
1,3,5-Trinitrobenzene	-	0 / 7																			<	0.8	U
1,3-Dinitrobenzene	-	0 / 7																			<	0.8	U
2,4,6-Trinitrotoluene	-	0 / 7																			<	0.8	U
2,4-Dinitrotoluene	-	0 / 7																			<	0.8	U
2,6-Dinitrotoluene	-	0 / 7	**No 2018 Sample**			**No 2017 Sample**			**No 2016 Sample**			**No 2015 Sample**			**No 2014 Sample**			**No 2013 Sample**			<	0.8	U
2-Amino-4,6-dinitrotoluene	0.49 J	2 / 7	**Well Dry**			**Well Dry**			**Well Dry**			**Well Dry**			**Well Dry**			**Well Dry**			<	0.8	U
2-Nitrotoluene	-	0 / 7																			<	0.8	U
3-Nitrotoluene	-	0 / 7																			<	0.8	U
4-Amino-2,6-dinitrotoluene	1.4	2 / 7																			<	1.4	U
4-Nitrotoluene	-	0 / 7																			<	0.8	U
HMX	2	2 / 7																			<	0.8	U
MNX		0 / 4																			<	0.8	U
Nitrobenzene	-	0 / 7																			<	0.8	U
RDX	15	3 / 7																			<	0.8	U
Tetryl	-	0 / 7																			<	0.8	U

Notes:
< = less than reporting limit
µg/L = micrograms per liter
HMX = octahydro-1,3,5,7-tetranitro-1,3,5,7-tetrazocine
ID = identification number
J = estimated
LOQ = limit of quantifications
MNX = mono-nitroso-RDX
NA = not analyzed
NRL = no reporting limit
Qual = qualifier
RDX = hexahydro-1,3,5-trinitro-1,3,5-triazine
RL = reporting limit
U = nondetect

TABLE E.1.1-42
CORNHUSKER ARMY AMMUNITION PLANT
WELL G0079-EXPLOSIVES

FIELD ID			G0079			G0079			G0079			G0079			G0079			G0079			G0079		
METHOD	Maximum	Detection	SW846 M8330			SW846 M8330			SW846 M8330			SW846 M8330			SW846 M8330			SW846 M8330			SW846 M8330		
COLLECT DATE	Detection	Frequency	3/15/2011			3/15/2010			3/16/2009			None			None			None			None		
			Result	RL	Qual	Result	RL	Qual	Result	RL	Qual	Result	RL	Qual	Result	RL	Qual	Result	RL	Qual	Result	RL	Qual
EXPLOSIVES (µg/L)																							
1,3,5-Trinitrobenzene	-	0 / 7	<	0.8	U	<	1	U	<	0.48	U												
1,3-Dinitrobenzene	-	0 / 7	<	0.8	U	<	0.4	U	<	0.48	U												
2,4,6-Trinitrotoluene	-	0 / 7	<	0.8	U	<	0.4	U	<	0.48	U												
2,4-Dinitrotoluene	-	0 / 7	<	0.8	U	<	0.4	U	<	0.48	U												
2,6-Dinitrotoluene	-	0 / 7	<	0.8	U	<	0.2	U	<	0.48	U	**No 2008 Sample**			**No 2007 Sample**			**No 2006 Sample**			**No 2005 Sample**		
2-Amino-4,6-dinitrotoluene	0.49 J	2 / 7	<	0.8	U	<	0.2	U	<	0.48	U	**Well Dry**			**Well Dry**			**Well Dry**			**Well Dry**		
2-Nitrotoluene	-	0 / 7	<	0.8	U	<	0.4	U	<	0.48	U												
3-Nitrotoluene	-	0 / 7	<	0.8	U	<	0.4	U	<	0.48	U												
4-Amino-2,6-dinitrotoluene	1.4	2 / 7	<	0.8	U	<	0.2	U	<	0.48	U												
4-Nitrotoluene	-	0 / 7	<	0.8	U	<	1	U	<	0.48	U												
HMX	2	2 / 7	<	0.8	U	<	0.4	U	<	0.48	U												
MNX		0 / 4	<	0.8	U	<	2	U	<	0.48	U												
Nitrobenzene	-	0 / 7	<	0.8	U	<	0.4	U	<	0.48	U												
RDX	15	3 / 7	<	0.8	U	<	0.2	U	<	0.48	U												
Tetryl	-	0 / 7	<	0.8	U	<	0.24	U	<	0.48	U												

Notes:
< = less than reporting limit
µg/L = micrograms per liter
HMX = octahydro-1,3,5,7-tetranitro-1,3,5,7-tetrazocine
ID = identification number
J = estimated
LOQ = limit of quantifications
MNX = mono-nitroso-RDX
NA = not analyzed
NRL = no reporting limit
Qual = qualifier
RDX = hexahydro-1,3,5-trinitro-1,3,5-triazine
RL = reporting limit
U = nondetect

TABLE E.1.1-42
CORNHUSKER ARMY AMMUNITION PLANT
WELL G0079-EXPLOSIVES

FIELD ID			G0079			G0079			G0079			G0079			G0079		
METHOD	Maximum	Detection	SW846 M8330			SW846 M8330			SW846 M8330			SW846 M8330			SW846 M8330		
COLLECT DATE	Detection	Frequency	None			None			3/21/2002			3/22/2001			3/23/2000		
			Result	RL	Qual	Result	RL	Qual	Result	RL	Qual	Result	RL	Qual	Result	RL	Qual
EXPLOSIVES (µg/L)																	
1,3,5-Trinitrobenzene	-	0 / 7							<	0.39	U	<	0.8	U	<	0.8	U
1,3-Dinitrobenzene	-	0 / 7							<	0.26	U	<	0.8	U	<	0.8	U
2,4,6-Trinitrotoluene	-	0 / 7							<	0.33	U	<	0.8	U	<	1.5	U
2,4-Dinitrotoluene	-	0 / 7							<	0.26	U	<	0.8	U	<	1.1	U
2,6-Dinitrotoluene	-	0 / 7	**No 2004 Sample**			**No 2003 Sample**			<	1.0	U	<	0.8	U	<	1.1	U
2-Amino-4,6-dinitrotoluene	0.49 J	2 / 7	**Well Dry**			**Well Dry**			0.17	0.41	J	0.49	0.8	J	<	1	U
2-Nitrotoluene	-	0 / 7							<	0.80	U	<	0.8	U	<	1.1	U
3-Nitrotoluene	-	0 / 7							<	0.51	U	<	0.8	U	<	1.1	U
4-Amino-2,6-dinitrotoluene	1.4	2 / 7							0.23	0.69	J	1.4	0.8		<	1	U
4-Nitrotoluene	-	0 / 7							<	1.6	U	<	0.8	U	<	1.1	U
HMX	2	2 / 7							0.85	1.1	J	2	1.0		<	0.8	U
MNX		0 / 4								NA			NA			NA	
Nitrobenzene	-	0 / 7							<	0.46	U	<	0.8	U	<	0.8	U
RDX	15	3 / 7							1.5	0.65		15	0.8		1.4	0.8	
Tetryl	-	0 / 7							<	1.1	U	<	0.8	U	<	1.3	U

Notes:
< = less than reporting limit
µg/L = micrograms per liter
HMX = octahydro-1,3,5,7-tetranitro-1,3,5,7-tetrazocine
ID = identification number
J = estimated
LOQ = limit of quantifications
MNX = mono-nitroso-RDX
NA = not analyzed
NRL = no reporting limit
Qual = qualifier
RDX = hexahydro-1,3,5-trinitro-1,3,5-triazine
RL = reporting limit
U = nondetect

TABLE E.1.1-43
CORNHUSKER ARMY AMMUNITION PLANT
WELL G0080-EXPLOSIVES

FIELD ID			G0080					G0080					G0080					G0080				
METHOD	Maximum	Detection	SW846 M8330					SW846 M8330					SW846 M8330					SW846 M8330				
COLLECT DATE	Detection	Frequency	3/20/2018					3/30/2017					8/16/2016					8/5/2015				
			Result	Qual	DL	LOD	LOQ	Result	Qual	DL	LOD	LOQ	Result	DL	LOD	LOQ	Qual	Result	DL	LOD	LOQ	Qual
EXPLOSIVES (µg/L)																						
1,3,5-Trinitrobenzene	-	0 / 10	<	U	0.032	0.1	0.15	<	U	0.032	0.1	0.15	<	0.22	0.44	1.1	U	<	0.21	0.42	1.1	U
1,3-Dinitrobenzene	-	0 / 10	<	U	0.052	0.1	0.15	<	U	0.051	0.1	0.15	<	0.098	0.22	0.44	U	<	0.094	0.21	0.42	U
2,4,6-Trinitrotoluene	-	0 / 10	<	U	0.052	0.1	0.15	<	U	0.051	0.1	0.15	<	0.080	0.22	0.44	U	<	0.088	0.21	0.42	U
2,4-Dinitrotoluene	-	0 / 10	<	U	0.052	0.1	0.13	<	U	0.051	0.1	0.13	<	0.093	0.22	0.44	U	<	0.088	0.21	0.42	U
2,6-Dinitrotoluene	-	0 / 10	<	U	0.052	0.1	0.13	<	U	0.051	0.1	0.13	<	0.071	0.22	0.22	U	<	0.068	0.21	0.21	U
2-Amino-4,6-dinitrotoluene	1.5	9 / 10	0.23		0.031	0.1	0.15	<	U	0.031	0.1	0.15	0.24	0.056	0.13	0.22		0.21	0.053	0.13	0.21	J
2-Nitrotoluene	-	0 / 10	<	U	0.091	0.21	0.52	<	U	0.091	0.21	0.51	<	0.095	0.22	0.44	U	<	0.090	0.21	0.42	U
3-Nitrotoluene	-	0 / 10	<	U	0.059	0.21	0.52	<	U	0.059	0.21	0.51	<	0.092	0.22	0.44	U	<	0.088	0.21	0.42	U
4-Amino-2,6-dinitrotoluene	0.88	6 / 10	0.17		0.052	0.1	0.15	0.16		0.051	0.1	0.15	<	0.064	0.13	0.22	U	0.18	0.061	0.013	0.21	J
4-Nitrotoluene	-	0 / 10	<	U	0.091	0.21	0.52	<	U	0.091	0.21	0.51	<	0.22	0.44	1.1	U	<	0.21	0.21	1.1	U
HMX	1.6	9 / 10	0.33		0.029	0.1	0.15	0.59	J	0.037	0.1	0.15	<	0.097	0.22	0.44	U	0.31	0.092	0.21	0.42	J
MNX	-	0 / 10	<	U	0.037	0.1	0.52	<	U	0.029	0.1	0.51	<	0.40	0.40	2.2	U	<	0.38	0.38	2.1	U
Nitrobenzene	-	0 / 10	<	U	0.052	0.1	0.15	<	U	0.051	0.1	0.15	<	0.10	0.22	0.44	U	<	0.096	0.21	0.42	U
RDX	2.2	10 / 10	0.28		0.037	0.1	0.15	0.23		0.037	0.1	0.15	0.26	0.058	0.13	0.22	J	0.29	0.055	0.13	0.21	
Tetryl	-	0 / 10	<	U	0.052	0.1	0.15	<	U	0.051	0.1	0.15	<	0.088	0.22	0.27	U	<	0.084	0.21	0.25	U

Notes:
< = less than reporting limit
µg/L = micrograms per liter
HMX = octahydro-1,3,5,7-tetranitro-1,3,5,7-tetrazocine
ID = identification number
J = estimated
LOQ = limit of quantifications
MNX = mono-nitroso-RDX
NA = not analyzed
NRL = no reporting limit
Qual = qualifier
RDX = hexahydro-1,3,5-trinitro-1,3,5-triazine
RL = reporting limit
U = nondetect

TABLE E.1.1-43
CORNHUSKER ARMY AMMUNITION PLANT
WELL G0080-EXPLOSIVES

FIELD ID			G0080			G0080			G0080			G0080			G0080			G0080		
METHOD	Maximum	Detection	SW846 M8330			SW846 M8330			SW846 M8330			SW846 M8330			SW846 M8330			SW846 M8330		
COLLECT DATE	Detection	Frequency	8/19/2014			3/13/2013			3/12/2012			3/15/2011			3/15/2010			3/17/2009		
			Result	LOQ	Qual	Result	RL	Qual	Result	RL	Qual	Result	RL	Qual	Result	RL	Qual	Result	RL	Qual
EXPLOSIVES (µg/L)																				
1,3,5-Trinitrobenzene	-	0 / 10	<	0.98	U	<	0.8	U	<	0.8	U	<	0.8	U	<	0.98	U	<	0.48	U
1,3-Dinitrobenzene	-	0 / 10	<	0.39	U	<	0.8	U	<	0.8	U	<	0.8	U	<	0.39	U	<	0.48	U
2,4,6-Trinitrotoluene	-	0 / 10	<	0.39	U	<	0.8	U	<	0.8	U	<	0.8	U	<	0.39	U	<	0.48	U
2,4-Dinitrotoluene	-	0 / 10	<	0.39	U	<	0.8	U	<	0.8	U	<	0.8	U	<	0.39	U	<	0.48	U
2,6-Dinitrotoluene	-	0 / 10	<	0.2	U	<	0.8	U	<	0.8	U	<	0.8	U	<	0.2	U	<	0.48	U
2-Amino-4,6-dinitrotoluene	1.5	9 / 10	0.36	0.2	J	0.86	0.8	J	0.94	0.8		1.3	0.8		1.5	0.2		1.4	0.48	
2-Nitrotoluene	-	0 / 10	<	0.39	U	<	0.8	U	<	0.8	U	<	0.8	U	<	0.39	U	<	0.48	U
3-Nitrotoluene	-	0 / 10	<	0.39	U	<	0.8	U	<	0.8	U	<	0.8	U	<	0.39	U	<	0.48	U
4-Amino-2,6-dinitrotoluene	0.88	6 / 10	0.16	0.2	J	<	1.4	U	<	1.4	U	<	0.8	U	0.55	0.2		0.88	0.48	
4-Nitrotoluene	-	0 / 10	<	0.98	U	<	0.8	U	<	0.8	U	<	0.8	U	<	0.98	U	<	0.48	U
HMX	1.6	9 / 10	0.31	0.39	J	1.1	0.8	J	1.1	0.8		1.2	0.8		1.6	0.39		1.4	0.48	
MNX	-	0 / 10	<	2	U	<	0.8	U	<	0.8	U	<	0.8	U	<	2	U	<	0.48	U
Nitrobenzene	-	0 / 10	<	0.39	U	<	0.8	U	<	0.8	U	<	0.8	U	<	0.39	U	<	0.48	U
RDX	2.2	10 / 10	0.45	0.2		1	0.8	J	1.6	0.8	J	1.9	0.8		1.6	0.2		2.2	0.48	
Tetryl	-	0 / 10	<	0.24	U	<	1.6	U	<	0.8	U	<	0.8	U	<	0.24	U	<	0.48	U

Notes:
< = less than reporting limit
µg/L = micrograms per liter
HMX = octahydro-1,3,5,7-tetranitro-1,3,5,7-tetrazocine
ID = identification number
J = estimated
LOQ = limit of quantifications
MNX = mono-nitroso-RDX
NA = not analyzed
NRL = no reporting limit
Qual = qualifier
RDX = hexahydro-1,3,5-trinitro-1,3,5-triazine
RL = reporting limit
U = nondetect

TABLE E.1.1-44
CORNHUSKER ARMY AMMUNITION PLANT
WELL G0081-EXPLOSIVES

FIELD ID			G0081					G0081					G0081					G0081				
METHOD	Maximum	Detection	SW846 M8330					SW846 M8330					SW846 M8330					SW846 M8330				
COLLECT DATE	Detection	Frequency	3/21/2018					3/30/2017					8/16/2016					8/17/2015				
			Result	Qual	DL	LOD	LOQ	Result	Qual	DL	LOD	LOQ	Result	DL	LOD	LOQ	Qual	Result	DL	LOD	LOQ	Qual
EXPLOSIVES (µg/L)																						
1,3,5-Trinitrobenzene	110 J	9 / 10	<	U	0.032	0.1	0.16	14	J	0.32	1	1.6	21	0.22	0.43	1.1		23	0.21	0.42	1.1	
1,3-Dinitrobenzene	-	0 / 10	<	U	0.052	0.1	0.16	<	UJ	0.052	0.1	0.16	<	0.095	0.22	0.43	U	<	0.093	0.21	0.42	U
2,4,6-Trinitrotoluene	43	9 / 10	1		0.052	0.1	0.16	2.4	J	0.052	0.1	0.16	<	0.078	0.22	0.43	U	5.6	0.076	0.21	0.42	
2,4-Dinitrotoluene	0.18 J	3 / 10	<	U	0.052	0.1	0.14	0.063	J	0.052	0.1	0.14	<	0.090	0.22	0.43	U	<	0.088	0.21	0.42	U
2,6-Dinitrotoluene	-	0 / 10	<	U	0.052	0.1	0.14	<	UJ	0.052	0.1	0.14	<	0.069	0.22	0.22	U	<	0.068	0.21	0.21	U
2-Amino-4,6-dinitrotoluene	3.9	10 / 10	0.48		0.031	0.1	0.16	1.6	J	0.031	0.1	0.16	2.9	0.055	0.13	0.22		2.4	0.053	0.13	0.21	
2-Nitrotoluene	-	0 / 10	<	U	0.092	0.21	0.52	<	UJ	0.092	0.21	0.52	<	0.092	0.22	0.43	U	<	0.090	0.21	0.42	U
3-Nitrotoluene	-	0 / 10	<	U	0.059	0.21	0.52	<	UJ	0.059	0.21	0.52	<	0.090	0.22	0.43	U	<	0.088	0.21	0.42	U
4-Amino-2,6-dinitrotoluene	2.9 J	10 / 10	0.48		0.052	0.1	0.16	1	J	0.052	0.1	0.16	2.6	0.062	0.13	0.22		2.7	0.061	0.13	0.21	
4-Nitrotoluene		0 / 10	<	U	0.092	0.21	0.52	<	UJ	0.092	0.21	0.52	<	0.22	0.43	1.1	U	<	0.21	0.42	1.1	U
HMX	1.8	7 / 10	0.041	J	0.029	0.1	0.16	0.44	J	0.037	0.1	0.16	<	0.094	0.22	0.43	U	<	0.092	0.21	0.42	U
MNX	0.39 J	2 / 10	<	U	0.038	0.1	0.52	<	UJ	0.029	0.1	0.52	<	0.39	0.39	2.2	U	<	0.38	0.38	2.1	U
Nitrobenzene	-	0 / 10	<	U	0.052	0.1	0.16	<	UJ	0.052	0.1	0.16	<	0.098	0.22	0.43	U	<	0.096	0.21	0.42	U
RDX	3.3	10 / 10	0.29	J	0.038	0.1	0.16	0.42	J	0.037	0.1	0.16	0.5	0.056	0.13	0.22	J	0.83	0.055	0.13	0.21	
Tetryl	-	0 / 10	<	U	0.052	0.1	0.16	<	UJ	0.052	0.1	0.16	<	0.085	0.22	0.26	U	<	0.083	0.21	0.25	U

Notes:
< = less than reporting limit
µg/L = micrograms per liter
HMX = octahydro-1,3,5,7-tetranitro-1,3,5,7-tetrazocine
ID = identification number
J = estimated
LOQ = limit of quantifications
MNX = mono-nitroso-RDX
NA = not analyzed
NRL = no reporting limit
Qual = qualifier
RDX = hexahydro-1,3,5-trinitro-1,3,5-triazine
RL = reporting limit
U = nondetect

TABLE E.1.1-44
CORNHUSKER ARMY AMMUNITION PLANT
WELL G0081-EXPLOSIVES

FIELD ID			G0081			G0081			G0081			G0081			G0081			G0081		
METHOD	Maximum	Detection	SW846 M8330			SW846 M8330			SW846 M8330			SW846 M8330			SW846 M8330			SW846 M8330		
COLLECT DATE	Detection	Frequency	8/19/2014			3/14/2013			3/12/2012			3/15/2011			3/15/2010			3/17/2009		
			Result	LOQ	Qual	Result	RL	Qual	Result	RL	Qual	Result	RL	Qual	Result	RL	Qual	Result	RL	Qual
EXPLOSIVES (µg/L)																				
1,3,5-Trinitrobenzene	110 J	9 / 10	39	1	J	72.3	0.8	J	72.4	1.6		76.9	0.8		110	10	J	91	2.4	
1,3-Dinitrobenzene	-	0 / 10	<	0.4	U	<	0.8	U	<	0.8	U	<	0.8	U	<	0.4	U	<	0.48	U
2,4,6-Trinitrotoluene	43	9 / 10	9.9	0.4	J	12.7	0.8	J	16.9	0.8	J	20.7	0.8		36	4	J	43	0.48	
2,4-Dinitrotoluene	0.18 J	3 / 10	0.085	0.4	J	<	0.8	U	<	0.8	U	<	0.8	U	0.18	0.4	J	<	0.48	U
2,6-Dinitrotoluene	-	0 / 10	<	0.2	U	<	0.8	U	<	0.8	U	<	0.8	U	<	0.2	U	<	0.48	U
2-Amino-4,6-dinitrotoluene	3.9	10 / 10	2.7	0.2	J	2.8	0.8	J	2.3	0.8		2.1	0.8		3.9	0.2	J	3.9	0.48	
2-Nitrotoluene	-	0 / 10	<	0.4	U	<	0.8	U	<	0.8	U	<	0.8	U	<	0.4	U	<	0.48	U
3-Nitrotoluene	-	0 / 10	<	0.4	U	<	0.8	U	<	0.8	U	<	0.8	U	<	0.4	U	<	0.48	U
4-Amino-2,6-dinitrotoluene	2.9 J	10 / 10	2.9	0.2	J	2.5	1.4	J	2.5	1.4		1.7	0.8		2.4	0.2	J	2.8	0.48	
4-Nitrotoluene		0 / 10	<	0.99	U	<	0.8	U	<	0.8	U	<	0.8	U	<	1	U	<	0.48	U
HMX	1.8	7 / 10	<	0.4	U	0.79	0.8	J	0.71	0.8	J	0.61	0.8	J	1.4	0.4	J	1.8	0.48	
MNX	0.39 J	2 / 10	0.39	2	J	<	0.8	U	<	0.8	UJ	<	0.8	U	0.35	2		<	0.48	U
Nitrobenzene	-	0 / 10	<	0.4	U	<	0.8	U	<	0.8	U	<	0.8	U	<	0.4	U	<	0.48	U
RDX	3.3	10 / 10	1.2	0.2	J	0.94	0.8	J	1.2	0.8		1.4	0.8		1.3	0.2	J	3.3	0.48	
Tetryl	-	0 / 10	<	0.24	UJ	<	1.6	U	<	0.8	UJ	<	0.8	U	<	0.24	U	<	0.48	U

Notes:
< = less than reporting limit
µg/L = micrograms per liter
HMX = octahydro-1,3,5,7-tetranitro-1,3,5,7-tetrazocine
ID = identification number
J = estimated
LOQ = limit of quantifications
MNX = mono-nitroso-RDX
NA = not analyzed
NRL = no reporting limit
Qual = qualifier
RDX = hexahydro-1,3,5-trinitro-1,3,5-triazine
RL = reporting limit
U = nondetect

TABLE E.1.1-45
CORNHUSKER ARMY AMMUNITION PLANT
WELL G0082-EXPLOSIVES

FIELD ID			G0082					G0082					G0082					G0082				
METHOD	Maximum	Detection	SW846 M8330					SW846 M8330					SW846 M8330					SW846 M8330				
COLLECT DATE	Detection	Frequency	3/22/2018					3/31/2017					8/12/2016					8/17/2015				
			Result	Qual	DL	LOD	LOQ	Result	Qual	DL	LOD	LOQ	Result	DL	LOD	LOQ	Qual	Result	DL	LOD	LOQ	Qual
EXPLOSIVES (µg/L)																						
1,3,5-Trinitrobenzene	0.52 J	6 / 10	0.056	J	0.032	0.1	0.16	<	U	0.033	0.11	0.16	0.23	0.22	0.44	1.1	J	0.52	0.21	0.42	1.1	J
1,3-Dinitrobenzene	-	0 / 10	<	U	0.052	0.1	0.16	<	U	0.054	0.11	0.16	<	0.098	0.22	0.44	U	<	0.093	0.21	0.42	U
2,4,6-Trinitrotoluene	1.4	8 / 10	<	U	0.052	0.1	0.16	0.11	J	0.054	0.11	0.16	<	0.080	0.22	0.44	U	0.5	0.076	0.21	0.42	J
2,4-Dinitrotoluene	-	0 / 10	<	U	0.052	0.1	0.13	<	U	0.054	0.11	0.14	<	0.093	0.22	0.44	U	<	0.088	0.21	0.42	UJ
2,6-Dinitrotoluene	-	0 / 10	<	U	0.052	0.1	0.13	<	U	0.054	0.11	0.14	<	0.071	0.22	0.22	U	<	0.068	0.21	0.21	UJ
2-Amino-4,6-dinitrotoluene	1.3	9 / 10	0.68		0.031	0.1	0.16	<	U	0.032	0.11	0.16	1	0.056	0.13	0.22		0.94	0.053	0.13	0.21	J
2-Nitrotoluene	-	0 / 10	<	U	0.091	0.21	0.52	<	U	0.095	0.22	0.54	<	0.095	0.22	0.44	U	<	0.090	0.21	0.42	UJ
3-Nitrotoluene	-	0 / 10	<	U	0.059	0.21	0.52	<	U	0.061	0.22	0.54	<	0.092	0.22	0.44	U	<	0.088	0.21	0.42	UJ
4-Amino-2,6-dinitrotoluene	2	10 / 10	0.56		0.052	0.1	0.16	0.52		0.054	0.11	0.16	1.3	0.064	0.13	0.22		1.2	0.061	0.13	0.21	J
4-Nitrotoluene	-	0 / 10	<	U	0.091	0.21	0.52	<	U	0.095	0.22	0.54	<	0.22	0.44	1.1	U	<	0.21	0.42	1.1	UJ
HMX	4	10 / 10	1.4		0.029	0.1	0.16	2.7		0.039	0.11	0.16	1.1	0.097	0.22	0.44	J	1.4	0.092	0.21	0.42	J
MNX	0.089 J	1 / 10	<	U	0.037	0.1	0.52	0.089	J	0.03	0.11	0.54	<	0.40	0.40	2.2	U	<	0.38	0.38	2.1	U
Nitrobenzene	-	0 / 10	<	U	0.052	0.1	0.16	<	U	0.054	0.11	0.16	<	0.10	0.22	0.44	U	<	0.096	0.21	0.42	UJ
RDX	16	10 / 10	1.7		0.037	0.1	0.16	5.4		0.039	0.11	0.16	2.7	0.058	0.13	0.22		4.5	0.055	0.13	0.21	J
Tetryl	-	0 / 10	<	U	0.052	0.1	0.16	<	U	0.054	0.11	0.16	<	0.088	0.22	0.27	U	<	0.083	0.21	0.25	UJ

Notes:
< = less than reporting limit
µg/L = micrograms per liter
HMX = octahydro-1,3,5,7-tetranitro-1,3,5,7-tetrazocine
ID = identification number
J = estimated
LOQ = limit of quantifications
MNX = mono-nitroso-RDX
NA = not analyzed
NRL = no reporting limit
Qual = qualifier
RDX = hexahydro-1,3,5-trinitro-1,3,5-triazine
RL = reporting limit
U = nondetect

TABLE E.1.1-45
CORNHUSKER ARMY AMMUNITION PLANT
WELL G0082-EXPLOSIVES

FIELD ID			G0082			G0082			G0082			G0082			G0082			G0082		
METHOD	Maximum	Detection	SW846 M8330			SW846 M8330			SW846 M8330			SW846 M8330			SW846 M8330			SW846 M8330		
COLLECT DATE	Detection	Frequency	8/19/2014			3/14/2013			3/12/2012			3/15/2011			3/15/2010			3/17/2009		
			Result	LOQ	Qual	Result	RL	Qual	Result	RL	Qual	Result	RL	Qual	Result	RL	Qual	Result	RL	Qual
EXPLOSIVES (µg/L)																				
1,3,5-Trinitrobenzene	0.52 J	6 / 10	0.42	1	J	0.3	0.8	J	<	0.8	U	0.39	0.8	J	<	1	U	<	0.48	U
1,3-Dinitrobenzene	-	0 / 10	<	0.4	U	<	0.8	U	<	0.8	U	<	0.8	U	<	0.4	U	<	0.48	U
2,4,6-Trinitrotoluene	1.4	8 / 10	0.47	0.4		0.64	0.8	J	1.1	0.8	J	1.4	0.8		1.1	0.4	J	0.58	0.48	
2,4-Dinitrotoluene	-	0 / 10	<	0.4	U	<	0.8	U	<	0.8	U	<	0.8	U	<	0.4	U	<	0.48	U
2,6-Dinitrotoluene	-	0 / 10	<	0.2	U	<	0.8	U	<	0.8	U	<	0.8	U	<	0.2	U	<	0.48	U
2-Amino-4,6-dinitrotoluene	1.3	9 / 10	0.70	0.2		1.1	0.8	J	0.94	0.8		1	0.8		1.3	0.2	J	1.3	0.48	
2-Nitrotoluene	-	0 / 10	<	0.4	U	<	0.8	U	<	0.8	U	<	0.8	U	<	0.4	U	<	0.48	U
3-Nitrotoluene	-	0 / 10	<	0.4	U	<	0.8	U	<	0.8	U	<	0.8	U	<	0.4	U	<	0.48	U
4-Amino-2,6-dinitrotoluene	2	10 / 10	0.82	0.2		1.5	1.4	J	1.2	1.4	J	1.4	0.8		1.2	0.2	J	2	0.48	
4-Nitrotoluene	-	0 / 10	<	0.99	U	<	0.8	U	<	0.8	U	<	0.8	U	<	1	U	<	0.48	U
HMX	4	10 / 10	1.3	0.4		2.4	0.8	J	1.1	0.8		1	0.8		2	0.4	J	4	0.48	
MNX	0.089 J	1 / 10	<	2	U	<	0.8	U	<	0.8	UJ	<	0.8	U	<	2	U	<	0.48	U
Nitrobenzene	-	0 / 10	<	0.4	U	<	0.8	U	<	0.8	U	<	0.8	U	<	0.4	U	<	0.48	U
RDX	16	10 / 10	4.5	0.2		7.6	0.8	J	3.3	0.8		3.1	0.8		6	0.2	J	16	0.48	
Tetryl	-	0 / 10	<	0.24	U	<	1.6	U	<	0.8	UJ	<	0.8	U	<	0.24	U	<	0.48	U

Notes:
< = less than reporting limit
µg/L = micrograms per liter
HMX = octahydro-1,3,5,7-tetranitro-1,3,5,7-tetrazocine
ID = identification number
J = estimated
LOQ = limit of quantifications
MNX = mono-nitroso-RDX
NA = not analyzed
NRL = no reporting limit
Qual = qualifier
RDX = hexahydro-1,3,5-trinitro-1,3,5-triazine
RL = reporting limit
U = nondetect

TABLE E.1.1-46
CORNHUSKER ARMY AMMUNITION PLANT
WELL G0083-EXPLOSIVES

FIELD ID			G0083					G0083					G0083					G0083				
METHOD	Maximum	Detection	SW846 M8330					SW846 M8330					SW846 M8330					SW846 M8330				
COLLECT DATE	Detection	Frequency	3/22/2018					3/30/2017					8/16/2016					8/12/2015				
			Result	Qual	DL	LOD	LOQ	Result	Qual	DL	LOD	LOQ	Result	DL	LOD	LOQ	Qual	Result	DL	LOD	LOQ	Qual
EXPLOSIVES (µg/L)																						
1,3,5-Trinitrobenzene	0.051 J	1 / 10	0.051	J	0.032	0.1	0.16	<	U	0.032	0.1	0.15	<	0.22	0.44	1.1	U	<	0.21	0.42	1.1	U
1,3-Dinitrobenzene	-	0 / 10	<	U	0.052	0.1	0.16	<	UJ	0.051	0.1	0.15	<	0.097	0.22	0.44	U	<	0.093	0.21	0.42	U
2,4,6-Trinitrotoluene	0.12 J	1 / 10	<	U	0.052	0.1	0.16	<	UJ	0.051	0.1	0.15	<	0.079	0.22	0.44	U	<	0.076	0.21	0.42	U
2,4-Dinitrotoluene	-	0 / 10	<	U	0.052	0.1	0.14	<	UJ	0.051	0.1	0.13	<	0.092	0.22	0.44	U	<	0.088	0.21	0.42	U
2,6-Dinitrotoluene	-	0 / 10	<	U	0.052	0.1	0.14	<	UJ	0.051	0.1	0.13	<	0.071	0.22	0.22	U	<	0.068	0.21	0.21	U
2-Amino-4,6-dinitrotoluene	0.24	1 / 10	<	U	0.031	0.1	0.16	<	UJ	0.031	0.1	0.15	<	0.056	0.13	0.22	U	<	0.053	0.13	0.21	U
2-Nitrotoluene	-	0 / 10	<	U	0.092	0.21	0.52	<	UJ	0.091	0.21	0.51	<	0.094	0.22	0.44	U	<	0.090	0.21	0.42	U
3-Nitrotoluene	-	0 / 10	<	U	0.06	0.21	0.52	<	UJ	0.059	0.21	0.51	<	0.091	0.22	0.44	U	<	0.088	0.21	0.42	U
4-Amino-2,6-dinitrotoluene	0.098 J	1 / 10	<	U	0.052	0.1	0.16	<	UJ	0.051	0.1	0.15	<	0.063	0.13	0.22	U	<	0.061	0.13	0.21	U
4-Nitrotoluene	-	0 / 10	<	U	0.092	0.21	0.52	<	UJ	0.091	0.21	0.51	<	0.22	0.44	1.1	U	<	0.21	0.42	1.1	U
MNX	0.66	5 / 10	0.19		0.029	0.1	0.16	0.32	J	0.037	0.1	0.15	<	0.096	0.22	0.44	U	<	0.092	0.21	0.42	U
HMX	0.99	2 / 10	<	U	0.038	0.1	0.52	<	UJ	0.029	0.1	0.51	<	0.39	0.39	2.2	U	<	0.38	0.38	2.1	U
Nitrobenzene	-	0 / 10	<	U	0.052	0.1	0.16	<	UJ	0.051	0.1	0.15	<	0.10	0.22	0.44	U	<	0.096	0.21	0.42	U
RDX	0.91	2 / 10	<	U	0.038	0.1	0.16	<	UJ	0.037	0.1	0.15	<	0.057	0.13	0.22	U	<	0.055	0.13	0.21	U
Tetryl	-	0 / 10	<	U	0.052	0.1	0.16	<	UJ	0.051	0.1	0.15	<	0.087	0.22	0.26	U	<	0.083	0.21	0.25	U

Notes:
< = less than reporting limit
µg/L = micrograms per liter
HMX = octahydro-1,3,5,7-tetranitro-1,3,5,7-tetrazocine
ID = identification number
J = estimated
LOQ = limit of quantifications
MNX = mono-nitroso-RDX
NA = not analyzed
NRL = no reporting limit
Qual = qualifier
RDX = hexahydro-1,3,5-trinitro-1,3,5-triazine
RL = reporting limit
U = nondetect

TABLE E.1.1-46
CORNHUSKER ARMY AMMUNITION PLANT
WELL G0083-EXPLOSIVES

FIELD ID			G0083			G0083			G0083			G0083			G0083			G0083		
METHOD	Maximum	Detection	SW846 M8330			SW846 M8330			SW846 M8330			SW846 M8330			SW846 M8330			SW846 M8330		
COLLECT DATE	Detection	Frequency	8/8/2014			3/14/2013			3/13/2012			3/15/2011			3/17/2010			3/18/2009		
			Result	LOQ	Qual	Result	RL	Qual	Result	RL	Qual	Result	RL	Qual	Result	RL	Qual	Result	RL	Qual
EXPLOSIVES (µg/L)																				
1,3,5-Trinitrobenzene	0.051 J	1 / 10	<	1	U	<	0.8	U	<	0.8	U	<	0.8	U	<	1	U	<	0.48	U
1,3-Dinitrobenzene	-	0 / 10	<	0.4	U	<	0.8	U	<	0.8	U	<	0.8	U	<	0.4	U	<	0.48	U
2,4,6-Trinitrotoluene	0.12 J	1 / 10	<	0.4	U	<	0.8	U	<	0.8	U	<	0.8	U	0.12	0.4	J	<	0.48	U
2,4-Dinitrotoluene	-	0 / 10	<	0.4	U	<	0.8	U	<	0.8	U	<	0.8	U	<	0.4	U	<	0.48	U
2,6-Dinitrotoluene	-	0 / 10	<	0.2	U	<	0.8	U	<	0.8	U	<	0.8	U	<	0.2	U	<	0.48	U
2-Amino-4,6-dinitrotoluene	0.24	1 / 10	<	0.2	U	<	0.8	U	<	0.8	U	<	0.8	U	0.24	0.2		<	0.48	U
2-Nitrotoluene	-	0 / 10	<	0.4	U	<	0.8	U	<	0.8	U	<	0.8	U	<	0.4	U	<	0.48	U
3-Nitrotoluene	-	0 / 10	<	0.4	U	<	0.8	U	<	0.8	U	<	0.8	U	<	0.4	U	<	0.48	U
4-Amino-2,6-dinitrotoluene	0.098 J	1 / 10	<	0.2	U	<	1.4	U	<	1.4	U	<	0.8	U	0.098	0.2	J	<	0.48	U
4-Nitrotoluene	-	0 / 10	<	0.99	U	<	0.8	U	<	0.8	U	<	0.8	U	<	1	U	<	0.48	U
MNX	0.66	5 / 10	<	0.4	J	<	0.8	J	0.41	0.8	J	0.33	0.8	J	0.66	0.4		<	0.48	U
HMX	0.99	2 / 10	<	2	U	0.2	0.8	U	<	0.8	U	<	0.8	U	<	2	U	0.99	0.48	
Nitrobenzene	-	0 / 10	<	0.4	U	<	0.8	U	<	0.8	U	<	0.8	U	<	0.4	U	<	0.48	U
RDX	0.91	2 / 10	<	0.2	U	<	0.8	U	<	0.8	U	<	0.8	U	0.18	0.2	J	0.91	0.48	
Tetryl	-	0 / 10	<	0.24	U	<	1.6	U	<	0.8	U	<	0.8	U	<	0.24	U	<	0.48	U

Notes:
< = less than reporting limit
µg/L = micrograms per liter
HMX = octahydro-1,3,5,7-tetranitro-1,3,5,7-tetrazocine
ID = identification number
J = estimated
LOQ = limit of quantifications
MNX = mono-nitroso-RDX
NA = not analyzed
NRL = no reporting limit
Qual = qualifier
RDX = hexahydro-1,3,5-trinitro-1,3,5-triazine
RL = reporting limit
U = nondetect

TABLE E.1.1-47
CORNHUSKER ARMY AMMUNITION PLANT
WELL G0084-EXPLOSIVES

FIELD ID			G0084					G0084					G0084					G0084				
METHOD	Maximum	Detection	SW846 M8330					SW846 M8330					SW846 M8330					SW846 M8330				
COLLECT DATE	Detection	Frequency	3/20/2018					3/28/2017					8/9/2016					8/11/2015				
			Result	Qual	DL	LOD	LOQ	Result	Qual	DL	LOD	LOQ	Result	DL	LOD	LOQ	Qual	Result	DL	LOD	LOQ	Qual
EXPLOSIVES (µg/L)																						
1,3,5-Trinitrobenzene	-	0 / 10	<	U	0.033	0.11	0.16	<	UJ	0.033	0.11	0.16	<	0.23	0.46	1.1	U	<	0.24	0.47	1.2	U
1,3-Dinitrobenzene	-	0 / 10	<	U	0.053	0.11	0.16	<	UJ	0.053	0.11	0.16	<	0.10	0.23	0.46	U	<	0.10	0.24	0.47	U
2,4,6-Trinitrotoluene	-	0 / 10	<	U	0.053	0.11	0.16	<	UJ	0.053	0.11	0.16	<	0.082	0.23	0.46	U	<	0.085	0.24	0.47	U
2,4-Dinitrotoluene	0.13 J	1 / 10	<	U	0.053	0.11	0.14	<	UJ	0.053	0.11	0.14	0.13	0.095	0.23	0.46	J	<	0.099	0.24	0.47	U
2,6-Dinitrotoluene	-	0 / 10	<	U	0.053	0.11	0.14	<	UJ	0.053	0.11	0.14	<	0.073	0.23	0.23	U	<	0.076	0.24	0.24	U
2-Amino-4,6-dinitrotoluene	2.7	7 / 10	<	U	0.032	0.11	0.16	<	UJ	0.032	0.11	0.16	0.56	0.058	0.14	0.23	J	<	0.060	0.14	0.24	U
2-Nitrotoluene	-	0 / 10	<	U	0.093	0.21	0.53	<	UJ	0.093	0.21	0.53	<	0.097	0.23	0.46	U	<	0.10	0.24	0.47	U
3-Nitrotoluene	-	0 / 10	<	U	0.06	0.21	0.53	<	UJ	0.06	0.21	0.53	<	0.095	0.23	0.46	U	<	0.098	0.24	0.47	U
4-Amino-2,6-dinitrotoluene	1.9	6 / 10	<	U	0.053	0.11	0.16	<	UJ	0.053	0.11	0.16	<	0.066	0.14	0.23	U	<	0.068	0.14	0.24	U
4-Nitrotoluene	-	0 / 10	<	U	0.093	0.21	0.53	<	UJ	0.093	0.21	0.53	<	0.23	0.46	1.1	U	<	0.24	0.47	1.2	U
HMX	12	9 / 10	2.9	J	0.03	0.11	0.16	4.7	J	0.038	0.11	0.16	<	0.10	0.23	0.46	U	6.3	0.10	0.24	0.47	J
MNX	0.67 J	5 / 10	<	U	0.038	0.11	0.53	<	UJ	0.03	0.11	0.53	<	0.41	0.41	2.3	U	<	0.42	0.42	2.4	U
Nitrobenzene	-	0 / 10	<	U	0.053	0.11	0.16	<	UJ	0.053	0.11	0.16	<	0.10	0.23	0.46	U	<	0.11	0.24	0.47	U
RDX	47	9 / 10	0.18	J	0.038	0.11	0.16	2.1	J	0.038	0.11	0.16	<	0.060	0.14	0.23	U	12	0.062	0.14	0.24	
Tetryl	-	0 / 10	<	U	0.053	0.11	0.16	<	UJ	0.053	0.11	0.16	<	0.090	0.23	0.27	U	<	0.094	0.24	0.28	U

Notes:
< = less than reporting limit
µg/L = micrograms per liter
HMX = octahydro-1,3,5,7-tetranitro-1,3,5,7-tetrazocine
ID = identification number
J = estimated
LOQ = limit of quantifications
MNX = mono-nitroso-RDX
NA = not analyzed
NRL = no reporting limit
Qual = qualifier
RDX = hexahydro-1,3,5-trinitro-1,3,5-triazine
RL = reporting limit
U = nondetect

TABLE E.1.1-47
CORNHUSKER ARMY AMMUNITION PLANT
WELL G0084-EXPLOSIVES

FIELD ID			G0084			G0084			G0084			G0084			G0084			G0084		
METHOD	Maximum	Detection	SW846 M8330			SW846 M8330			SW846 M8330			SW846 M8330			SW846 M8330			SW846 M8330		
COLLECT DATE	Detection	Frequency	8/18/2014			3/18/2013			3/14/2012			3/14/2011			3/17/2010			3/12/2009		
			Result	LOQ	Qual	Result	RL	Qual	Result	RL	Qual	Result	RL	Qual	Result	RL	Qual	Result	RL	Qual
EXPLOSIVES (µg/L)																				
1,3,5-Trinitrobenzene	-	0 / 10	<	1	U	<	0.8	U	<	0.8	UJ	<	0.8	U	<	1	U	<	0.48	U
1,3-Dinitrobenzene	-	0 / 10	<	0.41	U	<	0.8	U	<	0.8	UJ	<	0.8	U	<	0.4	U	<	0.48	U
2,4,6-Trinitrotoluene	-	0 / 10	<	0.41	U	<	0.8	U	<	0.8	UJ	<	0.8	U	<	0.4	U	<	0.48	U
2,4-Dinitrotoluene	0.13 J	1 / 10	<	0.41	U	<	0.8	U	<	0.8	UJ	<	0.8	U	<	0.4	U	<	0.48	U
2,6-Dinitrotoluene	-	0 / 10	<	0.21	U	<	0.8	U	<	0.8	UJ	<	0.8	U	<	0.2	U	<	0.48	U
2-Amino-4,6-dinitrotoluene	2.7	7 / 10	0.97	0.21	J	1.8	0.8	J	1.2	0.8	J	2.4	0.8		2.7	0.2		2.3	0.48	
2-Nitrotoluene	-	0 / 10	<	0.42	UJ	<	0.8	U	<	0.8	UJ	<	0.8	U	<	0.4	U	<	0.48	U
3-Nitrotoluene	-	0 / 10	<	0.42	UJ	<	0.8	U	<	0.8	UJ	<	0.8	U	<	0.4	U	<	0.48	U
4-Amino-2,6-dinitrotoluene	1.9	6 / 10	0.56	0.21	J	0.97	1.4	J	0.78	1.4	J	1.3	0.8		1.4	0.2		1.9	0.48	
4-Nitrotoluene	-	0 / 10	<	1.1	UJ	<	0.8	U	<	0.8	UJ	<	0.8	U	<	1	U	<	0.48	U
HMX	12	9 / 10	7.9	0.42		8.6	0.8	J	7.8	0.8	J	11.4	0.8		11	0.4		12	0.48	
MNX	0.67 J	5 / 10	<	2.2	U	0.42	0.8	J	0.25	0.8	J	0.67	0.8	J	0.59	2	J	0.51	0.48	
Nitrobenzene	-	0 / 10	<	0.41	U	<	0.8	U	<	0.8	UJ	<	0.8	U	<	0.4	U	<	0.48	U
RDX	47	9 / 10	23	0.21		24.1	0.8	J	25.7	0.8	J	38.2	0.8		36	0.4		47	0.48	
Tetryl	-	0 / 10	<	0.25	U	<	1.6	U	<	0.8	UJ	<	0.8	U	<	0.24	U	<	0.48	U

Notes:
< = less than reporting limit
µg/L = micrograms per liter
HMX = octahydro-1,3,5,7-tetranitro-1,3,5,7-tetrazocine
ID = identification number
J = estimated
LOQ = limit of quantifications
MNX = mono-nitroso-RDX
NA = not analyzed
NRL = no reporting limit
Qual = qualifier
RDX = hexahydro-1,3,5-trinitro-1,3,5-triazine
RL = reporting limit
U = nondetect

TABLE E.1.1-48
CORNHUSKER ARMY AMMUNITION PLANT
WELL G0085-EXPLOSIVES

FIELD ID			G0085					G0085					G0085					G0085				
METHOD	Maximum	Detection	SW846 M8330					SW846 M8330					SW846 M8330					SW846 M8330				
COLLECT DATE	Detection	Frequency	3/20/2018					3/28/2017					8/15/2016					8/11/2015				
			Result	Qual	DL	LOD	LOQ	Result	Qual	DL	LOD	LOQ	Result	DL	LOD	LOQ	Qual	Result	DL	LOD	LOQ	Qual
EXPLOSIVES (µg/L)																						
1,3,5-Trinitrobenzene	-	0 / 10	<	U	0.031	0.1	0.15	<	U	0.032	0.1	0.16	<	0.23	0.46	1.1	U	<	0.24	0.48	1.2	U
1,3-Dinitrobenzene	-	0 / 10	<	U	0.051	0.1	0.15	<	U	0.052	0.1	0.16	<	0.10	0.23	0.46	U	<	0.11	0.24	0.48	U
2,4,6-Trinitrotoluene	-	0 / 10	<	U	0.051	0.1	0.15	<	U	0.052	0.1	0.16	<	0.083	0.23	0.46	U	<	0.087	0.24	0.48	U
2,4-Dinitrotoluene	-	0 / 10	<	U	0.051	0.1	0.13	<	U	0.052	0.1	0.13	<	0.096	0.23	0.46	U	<	0.10	0.24	0.48	U
2,6-Dinitrotoluene	-	0 / 10	<	U	0.051	0.1	0.13	<	U	0.052	0.1	0.13	<	0.074	0.23	0.23	U	<	0.077	0.24	0.24	U
2-Amino-4,6-dinitrotoluene	2	7 / 10	<	U	0.03	0.1	0.15	<	U	0.031	0.1	0.16	<	0.058	0.14	0.23	U	0.50	0.061	0.1	0.24	J
2-Nitrotoluene	-	0 / 10	<	U	0.089	0.2	0.51	<	U	0.091	0.21	0.52	<	0.098	0.23	0.46	U	<	0.10	0.24	0.48	U
3-Nitrotoluene	-	0 / 10	<	U	0.058	0.2	0.51	<	U	0.059	0.21	0.52	<	0.096	0.23	0.46	U	<	0.10	0.24	0.48	U
4-Amino-2,6-dinitrotoluene	1.1 J	5 / 10	<	U	0.051	0.1	0.15	<	U	0.052	0.1	0.16	<	0.066	0.14	0.23	U	<	0.069	0.14	0.24	U
4-Nitrotoluene	-	0 / 10	<	U	0.089	0.2	0.51	<	U	0.091	0.21	0.52	<	0.23	0.46	1.1	U	<	0.24	0.48	1.2	U
HMX	48	9 / 10	2.3	J	0.028	0.1	0.15	5.2	J	0.037	0.1	0.16	<	0.10	0.23	0.46	U	7.7	0.10	0.24	0.48	J
MNX	1.4 J	5 / 10	<	U	0.037	0.1	0.51	<	U	0.029	0.1	0.52	<	0.41	0.41	2.3	U	1.4	0.43	0.43	2.4	J
Nitrobenzene	-	0 / 10	<	U	0.051	0.1	0.15	<	U	0.052	0.1	0.16	<	0.10	0.23	0.46	U	<	0.11	0.24	0.48	U
RDX	37	9 / 10	<	U	0.037	0.1	0.15	1.8		0.037	0.1	0.16	1.9	0.060	0.14	0.23	J	7.2	0.063	0.14	0.24	J
Tetryl	-	0 / 10	<	U	0.051	0.1	0.15	<	U	0.052	0.1	0.16	<	0.091	0.23	0.28	U	<	0.095	0.24	0.29	U

Notes:
< = less than reporting limit
µg/L = micrograms per liter
HMX = octahydro-1,3,5,7-tetranitro-1,3,5,7-tetrazocine
ID = identification number
J = estimated
LOQ = limit of quantifications
MNX = mono-nitroso-RDX
NA = not analyzed
NRL = no reporting limit
Qual = qualifier
RDX = hexahydro-1,3,5-trinitro-1,3,5-triazine
RL = reporting limit
U = nondetect

TABLE E.1.1-48
CORNHUSKER ARMY AMMUNITION PLANT
WELL G0085-EXPLOSIVES

FIELD ID			G0085			G0085			G0085			G0085			G0085			G0085		
METHOD	Maximum	Detection	SW846 M8330			SW846 M8330			SW846 M8330			SW846 M8330			SW846 M8330			SW846 M8330		
COLLECT DATE	Detection	Frequency	8/18/2014			3/21/2013			3/14/2012			3/11/2011			3/17/2010			3/12/2009		
			Result	LOQ	Qual	Result	RL	Qual	Result	RL	Qual	Result	RL	Qual	Result	RL	Qual	Result	RL	Qual
EXPLOSIVES (µg/L)																				
1,3,5-Trinitrobenzene	-	0 / 10	<	1	U	<	0.8	U	<	0.8	UJ	<	0.8	U	<	0.99	U	<	0.48	U
1,3-Dinitrobenzene	-	0 / 10	<	0.41	U	<	0.8	U	<	0.8	UJ	<	0.8	U	<	0.4	U	<	0.48	U
2,4,6-Trinitrotoluene	-	0 / 10	<	0.41	U	<	0.8	U	<	0.8	UJ	<	0.8	U	<	0.4	U	<	0.48	U
2,4-Dinitrotoluene	-	0 / 10	<	0.41	U	<	0.8	U	<	0.8	UJ	<	0.8	U	<	0.4	U	<	0.48	U
2,6-Dinitrotoluene	-	0 / 10	<	0.21	U	<	0.8	U	<	0.8	UJ	<	0.8	U	<	0.2	U	<	0.48	U
2-Amino-4,6-dinitrotoluene	2	7 / 10	1.1	0.21	J	1.2	0.8	J	1	0.8	J	0.98	0.8		2	0.2		1.1	0.48	
2-Nitrotoluene	-	0 / 10	<	0.42	UJ	<	0.8	U	<	0.8	UJ	<	0.8	U	<	0.4	U	<	0.48	U
3-Nitrotoluene	-	0 / 10	<	0.42	UJ	<	0.8	U	<	0.8	UJ	<	0.8	U	<	0.4	U	<	0.48	U
4-Amino-2,6-dinitrotoluene	1.1 J	5 / 10	0.95	0.21	J	1.1	1.4	J	0.77	1.4	J	<	0.8	U	0.73	0.2		0.93	0.48	
4-Nitrotoluene	-	0 / 10	<	1.1	UJ	<	0.8	U	<	0.8	UJ	<	0.8	U	<	0.99	U	<	0.48	U
HMX	48	9 / 10	11	0.42		14.2	0.8	J	9.8	0.8	J	5.2	0.8		9	0.4		48	0.48	
MNX	1.4 J	5 / 10	<	2.2	U	0.69	0.8	J	0.48	0.8	J	0.5	0.8	J	0.64	2	J	<	0.48	U
Nitrobenzene	-	0 / 10	<	0.41	U	<	0.8	U	<	0.8	UJ	<	0.8	U	<	0.4	U	<	0.48	U
RDX	37	9 / 10	23	0.21		36.4	0.8	J	29.2	0.8	J	9.7	0.8		25	0.2		37	0.48	
Tetryl	-	0 / 10	<	0.25	U	<	1.6	U	<	0.8	UJ	<	0.8	U	<	0.24	U	<	0.48	U

Notes:
< = less than reporting limit
µg/L = micrograms per liter
HMX = octahydro-1,3,5,7-tetranitro-1,3,5,7-tetrazocine
ID = identification number
J = estimated
LOQ = limit of quantifications
MNX = mono-nitroso-RDX
NA = not analyzed
NRL = no reporting limit
Qual = qualifier
RDX = hexahydro-1,3,5-trinitro-1,3,5-triazine
RL = reporting limit
U = nondetect

TABLE E.1.1-49
CORNHUSKER ARMY AMMUNITION PLANT
WELL G0086-EXPLOSIVES

FIELD ID			G0086					G0086					G0086					G0086				
METHOD	Maximum	Detection	SW846 M8330					SW846 M8330					SW846 M8330					SW846 M8330				
COLLECT DATE	Detection	Frequency	3/19/2018					3/29/2017					8/11/2016					8/13/2015				
			Result	Qual	DL	LOD	LOQ	Result	Qual	DL	LOD	LOQ	Result	DL	LOD	LOQ	Qual	Result	DL	LOD	LOQ	Qual
EXPLOSIVES (µg/L)																						
1,3,5-Trinitrobenzene	21 J	9 / 9	10		0.032	0.1	0.15	12	J	0.16	0.52	0.78	11	0.22	0.44	1.1		14	0.22	0.43	1.1	
1,3-Dinitrobenzene	-	0 / 9	<	U	0.051	0.1	0.15	<	UJ	0.052	0.1	0.16	<	0.098	0.22	0.44	U	<	0.096	0.22	0.43	U
2,4,6-Trinitrotoluene	10 J	8 / 9	2.7		0.051	0.1	0.15	2.7	J	0.052	0.1	0.16	<	0.080	0.22	0.44	U	3.9	0.078	0.22	0.43	
2,4-Dinitrotoluene	-	0 / 9	<	U	0.051	0.1	0.13	<	UJ	0.052	0.1	0.13	<	0.093	0.22	0.44	U	<	0.091	0.22	0.43	U
2,6-Dinitrotoluene	-	0 / 9	<	U	0.051	0.1	0.13	<	UJ	0.052	0.1	0.13	<	0.071	0.22	0.22	U	<	0.070	0.22	0.22	U
2-Amino-4,6-dinitrotoluene	3.8 J	9 / 9	1.6		0.031	0.1	0.15	1.6	J	0.031	0.1	0.16	1.2	0.056	0.13	0.22		1.7	0.055	0.13	0.22	
2-Nitrotoluene	-	0 / 9	<	U	0.09	0.21	0.51	<	UJ	0.091	0.21	0.52	<	0.095	0.22	0.44	U	<	0.093	0.22	0.43	U
3-Nitrotoluene	-	0 / 9	<	U	0.058	0.21	0.51	<	UJ	0.059	0.21	0.52	<	0.092	0.22	0.44	U	<	0.090	0.22	0.43	U
4-Amino-2,6-dinitrotoluene	2.5	8 / 9	1.1		0.051	0.1	0.15	1.1	J	0.052	0.1	0.16	<	0.064	0.13	0.22	U	1.4	0.062	0.13	0.22	
4-Nitrotoluene	-	0 / 9	<	U	0.09	0.21	0.51	<	UJ	0.091	0.21	0.52	<	0.22	0.44	1.1	U	<	0.22	0.43	1.1	U
HMX	3 J	9 / 9	0.53		0.029	0.1	0.15	0.79	J	0.037	0.1	0.16	0.60	0.097	0.22	0.44		0.88	0.095	0.22	0.43	
MNX	-	0 / 9	<	U	0.037	0.1	0.51	<	UJ	0.029	0.1	0.52	<	0.40	0.40	2.2	U	<	0.39	0.39	2.2	U
Nitrobenzene	-	1 / 9	<	U	0.051	0.1	0.15	< 0.10	UJ	0.052	0.1	0.16	<	0.10	0.22	0.44	U	<	0.098	0.22	0.43	U
RDX	6.3 J	9 / 9	0.26		0.037	0.1	0.15	0.41	J	0.037	0.1	0.16	0.66	0.058	0.13	0.22		0.76	0.057	0.13	0.22	
Tetryl	-	0 / 9	<	U	0.051	0.1	0.15	<	UJ	0.052	0.1	0.16	<	0.088	0.22	0.27	U	<	0.086	0.22	0.26	U

Notes:
< = less than reporting limit
µg/L = micrograms per liter
HMX = octahydro-1,3,5,7-tetranitro-1,3,5,7-tetrazocine
ID = identification number
J = estimated
LOQ = limit of quantifications
MNX = mono-nitroso-RDX
NA = not analyzed
NRL = no reporting limit
Qual = qualifier
RDX = hexahydro-1,3,5-trinitro-1,3,5-triazine
RL = reporting limit
U = nondetect

TABLE E.1.1-49
CORNHUSKER ARMY AMMUNITION PLANT
WELL G0086-EXPLOSIVES

FIELD ID			G0086			G0086			G0086			G0086			G0086		
METHOD	Maximum	Detection	SW846 M8330			SW846 M8330			SW846 M8330			SW846 M8330			SW846 M8330		
COLLECT DATE	Detection	Frequency	8/15/2014			3/13/2013			3/13/2012			3/16/2011			3/17/2010		
			Result	LOQ	Qual	Result	RL	Qual	Result	RL	Qual	Result	RL	Qual	Result	RL	Qual
EXPLOSIVES (µg/L)																	
1,3,5-Trinitrobenzene	21 J	9 / 9	13	1.1		12.8	0.8	J	16.1	0.8		11.8	0.8		21	1	J
1,3-Dinitrobenzene	-	0 / 9	<	0.43	U	<	0.8	U	<	0.8	U	<	0.8	U	<	0.4	U
2,4,6-Trinitrotoluene	10 J	8 / 9	4.2	0.43		4.2	0.8	J	6.2	0.8		6.6	0.8		10	0.4	J
2,4-Dinitrotoluene	-	0 / 9	<	0.43	U	<	0.8	U	<	0.8	U	<	0.8	U	<	0.4	U
2,6-Dinitrotoluene	-	0 / 9	<	0.21	U	<	0.8	U	<	0.8	U	<	0.8	U	<	0.2	U
2-Amino-4,6-dinitrotoluene	3.8 J	9 / 9	1.6	0.21		2.3	0.8	J	2.5	0.8		3	0.8		3.8	0.2	J
2-Nitrotoluene	-	0 / 9	<	0.43	U	<	0.8	U	<	0.8	U	<	0.8	U	<	0.4	U
3-Nitrotoluene	-	0 / 9	<	0.43	U	<	0.8	U	<	0.8	U	<	0.8	U	<	0.4	U
4-Amino-2,6-dinitrotoluene	2.5	8 / 9	1.2	0.21		2	1.4	J	2	1.4		2.5	0.8		2.3	0.2	J
4-Nitrotoluene	-	0 / 9	<	1.1	U	<	0.8	U	<	0.8	U	<	0.8	U	<	1	U
HMX	3 J	9 / 9	1.1	0.43		1.9	0.8	J	1.9	0.8		2	0.8		3	0.4	J
MNX	-	0 / 9	<	2.1	U	<	0.8	U	<	0.8	U	<	0.8	U	<	2	U
Nitrobenzene	-	1 / 9	<	0.43	U	<	0.8	U	<	0.8	U	<	0.8	U	<	0.4	U
RDX	6.3 J	9 / 9	1.2	0.21		2.5	0.8	J	4	0.8	J	4.6	0.8		6.3	0.2	J
Tetryl	-	0 / 9	<	0.26	U	<	1.6	U	<	0.8	U	<	0.8	U	<	0.24	U

Notes:
< = less than reporting limit
µg/L = micrograms per liter
HMX = octahydro-1,3,5,7-tetranitro-1,3,5,7-tetrazocine
ID = identification number
J = estimated
LOQ = limit of quantifications
MNX = mono-nitroso-RDX
NA = not analyzed
NRL = no reporting limit
Qual = qualifier
RDX = hexahydro-1,3,5-trinitro-1,3,5-triazine
RL = reporting limit
U = nondetect

TABLE E.1.1-50
CORNHUSKER ARMY AMMUNITION PLANT
WELL G0087-EXPLOSIVES

FIELD ID			G0087					G0087					G0087					G0087				
METHOD	Maximum	Detection	SW846 M8330					SW846 M8330					SW846 M8330					SW846 M8330				
COLLECT DATE	Detection	Frequency	3/19/2018					4/1/2017					8/9/2016					8/13/2015				
			Result	Qual	DL	LOD	LOQ	Result	Qual	DL	LOD	LOQ	Result	DL	LOD	LOQ	Qual	Result	DL	LOD	LOQ	Qual
EXPLOSIVES (µg/L)																						
1,3,5-Trinitrobenzene	-	0 / 9	<	U	0.032	0.1	0.15	<	U	0.033	0.11	0.16	<	0.22	0.44	1.1	U	<	0.24	0.48	1.2	U
1,3-Dinitrobenzene	-	0 / 9	<	U	0.051	0.1	0.15	<	U	0.053	0.11	0.16	<	0.099	0.22	0.44	U	<	0.11	0.24	0.48	U
2,4,6-Trinitrotoluene	-	0 / 9	<	U	0.051	0.1	0.15	<	U	0.053	0.11	0.16	<	0.080	0.22	0.44	U	<	0.087	0.24	0.48	U
2,4-Dinitrotoluene	-	0 / 9	<	U	0.051	0.1	0.13	<	U	0.053	0.11	0.14	<	0.093	0.22	0.44	U	<	0.10	0.24	0.48	U
2,6-Dinitrotoluene	-	0 / 9	<	U	0.051	0.1	0.13	<	U	0.053	0.11	0.14	<	0.072	0.22	0.22	U	<	0.077	0.24	0.24	U
2-Amino-4,6-dinitrotoluene	0.71	1 / 9	<	U	0.031	0.1	0.15	<	U	0.032	0.11	0.16	<	0.056	0.13	0.22	U	<	0.061	0.1	0.24	U
2-Nitrotoluene	-	0 / 9	<	U	0.09	0.2	0.51	<	U	0.093	0.21	0.53	<	0.095	0.22	0.44	U	<	0.10	0.24	0.48	U
3-Nitrotoluene	-	0 / 9	<	U	0.058	0.2	0.51	<	U	0.06	0.21	0.53	<	0.093	0.22	0.44	U	<	0.10	0.24	0.48	U
4-Amino-2,6-dinitrotoluene	0.57 J	1 / 9	<	U	0.051	0.1	0.15	<	U	0.053	0.11	0.16	<	0.064	0.13	0.22	U	<	0.069	0.14	0.24	U
4-Nitrotoluene	-	0 / 9	<	U	0.09	0.2	0.51	<	U	0.093	0.21	0.53	<	0.22	0.44	1.1	U	<	0.24	0.48	1.2	U
HMX	1.3	8 / 9	0.54		0.029	0.1	0.15	0.71		0.038	0.11	0.16	<	0.097	0.22	0.44	U	0.61	0.10	0.24	0.48	
MNX	-	0 / 9	<	U	0.037	0.1	0.51	<	U	0.03	0.11	0.53	<	0.4	0.4	2.2	U	<	0.43	0.43	2.4	U
Nitrobenzene	-	0 / 9	<	U	0.051	0.1	0.15	<	U	0.053	0.11	0.16	<	0.10	0.22	0.44	U	<	0.11	0.24	0.48	U
RDX	1.1	4 / 9	0.072	J	0.037	0.1	0.15	0.064	J	0.038	0.11	0.16	<	0.058	0.13	0.22	U	<	0.063	0.14	0.24	U
Tetryl	-	0 / 9	<	U	0.051	0.1	0.15	<	U	0.053	0.11	0.16	<	0.088	0.22	0.27	U	<	0.095	0.24	0.29	U

Notes:
< = less than reporting limit
µg/L = micrograms per liter
HMX = octahydro-1,3,5,7-tetranitro-1,3,5,7-tetrazocine
ID = identification number
J = estimated
LOQ = limit of quantifications
MNX = mono-nitroso-RDX
NA = not analyzed
NRL = no reporting limit
Qual = qualifier
RDX = hexahydro-1,3,5-trinitro-1,3,5-triazine
RL = reporting limit
U = nondetect

TABLE E.1.1-50
CORNHUSKER ARMY AMMUNITION PLANT
WELL G0087-EXPLOSIVES

FIELD ID			G0087			G0087			G0087			G0087			G0087		
METHOD	Maximum	Detection	SW846 M8330			SW846 M8330			SW846 M8330			SW846 M8330			SW846 M8330		
COLLECT DATE	Detection	Frequency	8/19/2014			3/13/2013			3/13/2012			3/16/2011			3/17/2010		
			Result	LOQ	Qual	Result	RL	Qual	Result	RL	Qual	Result	RL	Qual	Result	RL	Qual
EXPLOSIVES (µg/L)																	
1,3,5-Trinitrobenzene	-	0 / 9	<	1.0	U	<	0.8	U	<	0.8	U	<	0.8	U	<	1	U
1,3-Dinitrobenzene	-	0 / 9	<	0.4	U	<	0.8	U	<	0.8	U	<	0.8	U	<	0.4	U
2,4,6-Trinitrotoluene	-	0 / 9	<	0.4	U	<	0.8	U	<	0.8	U	<	0.8	U	<	0.4	U
2,4-Dinitrotoluene	-	0 / 9	<	0.4	U	<	0.8	U	<	0.8	U	<	0.8	U	<	0.4	U
2,6-Dinitrotoluene	-	0 / 9	<	0.2	U	<	0.8	U	<	0.8	U	<	0.8	U	<	0.2	U
2-Amino-4,6-dinitrotoluene	0.71	1 / 9	<	0.2	U	<	0.8	U	<	0.8	U	<	0.8	U	0.71	0.2	
2-Nitrotoluene	-	0 / 9	<	0.4	U	<	0.8	U	<	0.8	U	<	0.8	U	<	0.4	U
3-Nitrotoluene	-	0 / 9	<	0.4	U	<	0.8	U	<	0.8	U	<	0.8	U	<	0.4	U
4-Amino-2,6-dinitrotoluene	0.57 J	1 / 9	<	0.2	U	<	1.4	U	<	1.4	U	<	0.8	U	0.57	0.2	J
4-Nitrotoluene	-	0 / 9	<	1.0	U	<	0.8	U	<	0.8	U	<	0.8	U	<	1	U
HMX	1.3	8 / 9	0.59	0.4		0.76	0.8	J	0.71	0.8	J	0.65	0.8	J	1.3	0.4	
MNX	-	0 / 9	<	2.0	U	<	0.8	U	<	0.8	U	<	0.8	U	<	2	U
Nitrobenzene	-	0 / 9	<	0.4	U	<	0.8	U	<	0.8	U	<	0.8	U	<	0.4	U
RDX	1.1	4 / 9	<	0.2	U	<	0.8	U	0.83	0.8	J	<	0.8	U	1.1	0.2	
Tetryl	-	0 / 9	<	0.2	U	<	1.6	U	<	0.8	U	<	0.8	U	<	0.24	U

Notes:
< = less than reporting limit
µg/L = micrograms per liter
HMX = octahydro-1,3,5,7-tetranitro-1,3,5,7-tetrazocine
ID = identification number
J = estimated
LOQ = limit of quantifications
MNX = mono-nitroso-RDX
NA = not analyzed
NRL = no reporting limit
Qual = qualifier
RDX = hexahydro-1,3,5-trinitro-1,3,5-triazine
RL = reporting limit
U = nondetect

TABLE E.1.1-51
CORNHUSKER ARMY AMMUNITION PLANT
WELL G0088-EXPLOSIVES

FIELD ID			G0088					G0088					G0088					G0088				
METHOD	Maximum	Detection	SW846 M8330					SW846 M8330					SW846 M8330					SW846 M8330				
COLLECT DATE	Detection	Frequency	3/21/2018					3/31/2017					8/16/2016					8/14/2015				
			Result	Qual	DL	LOD	LOQ	Result	Qual	DL	LOD	LOQ	Result	DL	LOD	LOQ	Qual	Result	DL	LOD	LOQ	Qual
EXPLOSIVES (µg/L)																						
1,3,5-Trinitrobenzene	13.8	9 / 9	7		0.033	0.11	0.16	9.7		0.032	0.1	0.16	8.2	0.21	0.43	1.1		9.0	0.21	0.42	1.0	
1,3-Dinitrobenzene	0.18 J	1 / 9	<	U	0.053	0.11	0.16	<	U	0.052	0.1	0.16	<	0.095	0.21	0.43	U	<	0.093	0.21	0.42	U
2,4,6-Trinitrotoluene	4.1	9 / 9	0.95		0.053	0.11	0.16	1.3		0.052	0.1	0.16	1.1	0.078	0.21	0.43		1.3	0.076	0.21	0.42	
2,4-Dinitrotoluene	-	0 / 9	<	U	0.053	0.11	0.14	<	U	0.052	0.1	0.14	<	0.090	0.21	0.43	U	<	0.088	0.21	0.42	U
2,6-Dinitrotoluene	-	0 / 9	<	U	0.053	0.11	0.14	<	U	0.052	0.1	0.14	<	0.069	0.21	0.21	U	<	0.068	0.21	0.21	U
2-Amino-4,6-dinitrotoluene	3.5	9 / 9	0.94		0.032	0.11	0.16	1.3		0.031	0.1	0.16	0.98	0.054	0.13	0.21		1.1	0.053	0.13	0.21	
2-Nitrotoluene	-	0 / 9	<	U	0.094	0.21	0.53	<	U	0.092	0.21	0.52	<	0.092	0.21	0.43	U	<	0.090	0.21	0.42	U
3-Nitrotoluene	-	0 / 9	<	U	0.061	0.21	0.53	<	U	0.059	0.21	0.52	<	0.089	0.21	0.43	U	<	0.087	0.21	0.42	U
4-Amino-2,6-dinitrotoluene	2.3	9 / 9	0.71		0.053	0.11	0.16	0.99		0.052	0.1	0.16	0.82	0.062	0.13	0.21		0.90	0.060	0.13	0.21	
4-Nitrotoluene	-	0 / 9	<	U	0.094	0.21	0.53	<	U	0.092	0.21	0.52	<	0.21	0.43	1.1	U	<	0.21	0.42	1.0	U
HMX	3.7	9 / 9	0.21		0.03	0.11	0.16	0.37		0.038	0.1	0.16	0.32	0.094	0.21	0.43	J	0.41	0.092	0.21	0.42	J
MNX	0.43 J	2 / 9	<	U	0.038	0.11	0.53	< 0.10	U	0.029	0.1	0.52	<	0.38	0.38	2.1	U	<	0.38	0.38	2.1	U
Nitrobenzene	-	0 / 9	<	U	0.053	0.11	0.16	<	U	0.052	0.1	0.16	<	0.098	0.21	0.43	U	<	0.095	0.21	0.42	U
RDX	7	9 / 9	0.16	J	0.038	0.11	0.16	0.2		0.038	0.1	0.16	0.32	0.056	0.13	0.21		0.31	0.055	0.13	0.21	
Tetryl	-	0 / 9	<	U	0.053	0.11	0.16	<	U	0.052	0.1	0.16	<	0.085	0.21	0.26	U	<	0.083	0.21	0.25	U

Notes:
< = less than reporting limit
µg/L = micrograms per liter
HMX = octahydro-1,3,5,7-tetranitro-1,3,5,7-tetrazocine
ID = identification number
J = estimated
LOQ = limit of quantifications
MNX = mono-nitroso-RDX
NA = not analyzed
NRL = no reporting limit
Qual = qualifier
RDX = hexahydro-1,3,5-trinitro-1,3,5-triazine
RL = reporting limit
U = nondetect

TABLE E.1.1-51
CORNHUSKER ARMY AMMUNITION PLANT
WELL G0088-EXPLOSIVES

FIELD ID			G0088			G0088			G0088			G0088			G0088		
METHOD	Maximum	Detection	SW846 M8330			SW846 M8330			SW846 M8330			SW846 M8330			SW846 M8330		
COLLECT DATE	Detection	Frequency	8/19/2014			3/14/2013			3/13/2012			3/14/2011			3/18/2010		
			Result	LOQ	Qual	Result	RL	Qual	Result	RL	Qual	Result	RL	Qual	Result	RL	Qual
EXPLOSIVES (µg/L)																	
1,3,5-Trinitrobenzene	13.8	9 / 9	9.9	0.97		10.4	0.8	J	11.5	0.8		13.8	0.8		13	0.99	
1,3-Dinitrobenzene	0.18 J	1 / 9	<	0.39	U	<	0.8	U	<	0.8	U	<	0.8	U	0.18	0.4	J
2,4,6-Trinitrotoluene	4.1	9 / 9	1.3	0.39		1.7	0.8	J	1.8	0.8		2.8	0.8		4.1	0.4	
2,4-Dinitrotoluene	-	0 / 9	<	0.39	U	<	0.8	U	<	0.8	U	<	0.8	U	<	0.4	U
2,6-Dinitrotoluene	-	0 / 9	<	0.2	U	<	0.8	U	<	0.8	U	<	0.8	U	<	0.2	U
2-Amino-4,6-dinitrotoluene	3.5	9 / 9	1.4	0.3		1.4	0.8	J	1.4	0.8		1.6	0.8		3.5	0.2	
2-Nitrotoluene	-	0 / 9	<	0.39	U	<	0.8	U	<	0.8	U	<	0.8	U	<	0.4	U
3-Nitrotoluene	-	0 / 9	<	0.39	U	<	0.8	U	<	0.8	U	<	0.8	U	<	0.4	U
4-Amino-2,6-dinitrotoluene	2.3	9 / 9	1.5	0.19		1.4	1.4	J	1.2	1.4	J	1.5	0.8		2.3	0.2	
4-Nitrotoluene	-	0 / 9	<	0.97	U	<	0.8	U	<	0.8	U	<	0.8	U	<	0.99	U
HMX	3.7	9 / 9	0.83	0.39		1	0.8	J	1	0.8		1.8	0.8		3.7	0.4	
MNX	0.43 J	2 / 9	<	1.9	U	<	0.8	U	<	0.8	U	<	0.8	U	0.43	2	J
Nitrobenzene	-	0 / 9	<	0.39	U	<	0.8	U	<	0.8	U	<	0.8	U	<	0.4	U
RDX	7	9 / 9	0.77	0.19		1.3	0.8	J	1.5	0.8	J	3.1	0.8		7	0.2	
Tetryl	-	0 / 9	<	0.23	U	<	1.6	U	<	0.8	U	<	0.8	U	<	0.24	U

Notes:
< = less than reporting limit
µg/L = micrograms per liter
HMX = octahydro-1,3,5,7-tetranitro-1,3,5,7-tetrazocine
ID = identification number
J = estimated
LOQ = limit of quantifications
MNX = mono-nitroso-RDX
NA = not analyzed
NRL = no reporting limit
Qual = qualifier
RDX = hexahydro-1,3,5-trinitro-1,3,5-triazine
RL = reporting limit
U = nondetect

TABLE E.1.1-52
CORNHUSKER ARMY AMMUNITION PLANT
WELL G0089-EXPLOSIVES

FIELD ID			G0089					G0089					G0089					G0089				
METHOD	Maximum	Detection	SW846 M8330					SW846 M8330					SW846 M8330					SW846 M8330				
COLLECT DATE	Detection	Frequency	3/22/2018					3/31/2017					8/8/2016					8/17/2015				
			Result	Qual	DL	LOD	LOQ	Result	Qual	DL	LOD	LOQ	Result	DL	LOD	LOQ	Qual	Result	DL	LOD	LOQ	Qual
EXPLOSIVES (µg/L)																						
1,3,5-Trinitrobenzene	42 J	9 / 9	8.2		0.031	0.1	0.15	9.2	J	0.16	0.53	0.79	12	0.26	0.52	1.3		17	0.21	0.41	1.1	J
1,3-Dinitrobenzene	0.2 J	1 / 9	<	U	0.05	0.1	0.15	<	U	0.053	0.11	0.16	<	0.11	0.26	0.52	U	<	0.092	0.21	0.41	U
2,4,6-Trinitrotoluene	30 J	9 / 9	5.5		0.05	0.1	0.15	9.9	J	0.053	0.11	0.16	8.6	0.094	0.26	0.52		12	0.075	0.21	0.42	J
2,4-Dinitrotoluene	-	0 / 9	<	U	0.05	0.1	0.13	<	U	0.053	0.11	0.14	<	0.11	0.26	0.52	U	<	0.087	0.21	0.42	UJ
2,6-Dinitrotoluene	-	0 / 9	<	U	0.05	0.1	0.13	<	U	0.053	0.11	0.14	<	0.083	0.26	0.26	U	<	0.067	0.21	0.21	UJ
2-Amino-4,6-dinitrotoluene	3.3	9 / 9	2		0.03	0.1	0.15	3.1	J	0.032	0.11	0.16	1.9	0.065	0.15	0.26		2.6	0.053	0.12	0.21	J
2-Nitrotoluene	-	0 / 9	<	U	0.089	0.2	0.5	<	U	0.093	0.21	0.53	<	0.11	0.26	0.52	U	<	0.089	0.21	0.42	UJ
3-Nitrotoluene	-	0 / 9	<	U	0.057	0.2	0.5	<	U	0.06	0.21	0.53	<	0.11	0.26	0.52	U	<	0.086	0.21	0.42	UJ
4-Amino-2,6-dinitrotoluene	4.6 J	9 / 9	2.4		0.05	0.1	0.15	3.7	J	0.053	0.11	0.16	2.2	0.075	0.15	0.26		3.1	0.060	0.12	0.21	J
4-Nitrotoluene	-	0 / 9	<	U	0.089	0.2	0.5	<	U	0.093	0.21	0.53	<	0.26	0.52	1.3	U	<	0.21	0.42	1.1	UJ
HMX	2	6 / 9	0.9		0.028	0.1	0.15	0.75	J	0.038	0.11	0.16	<	0.11	0.26	0.52	U	<	0.091	0.21	0.41	UJ
MNX	-	0 / 9	<	U	0.036	0.1	0.5	<	U	0.03	0.11	0.53	<	0.46	0.46	2.6	U	<	0.37	0.37	2.1	U
Nitrobenzene	-	0 / 9	<	U	0.05	0.1	0.15	<	U	0.053	0.11	0.16	<	0.12	0.26	0.52	U	<	0.094	0.21	0.42	UJ
RDX	3	9 / 9	2.1		0.036	0.1	0.15	2.7	J	0.038	0.11	0.16	1.4	0.068	0.15	0.26		0.54	0.054	0.12	0.21	J
Tetryl	-	0 / 9	<	U	0.05	0.1	0.15	<	U	0.053	0.11	0.16	<	0.10	0.26	0.31	U	<	0.082	0.21	0.25	UJ

Notes:
< = less than reporting limit
µg/L = micrograms per liter
HMX = octahydro-1,3,5,7-tetranitro-1,3,5,7-tetrazocine
ID = identification number
J = estimated
LOQ = limit of quantifications
MNX = mono-nitroso-RDX
NA = not analyzed
NRL = no reporting limit
Qual = qualifier
RDX = hexahydro-1,3,5-trinitro-1,3,5-triazine
RL = reporting limit
U = nondetect

TABLE E.1.1-52
CORNHUSKER ARMY AMMUNITION PLANT
WELL G0089-EXPLOSIVES

FIELD ID			G0089			G0089			G0089			G0089			G0089		
METHOD	Maximum	Detection	SW846 M8330			SW846 M8330			SW846 M8330			SW846 M8330			SW846 M8330		
COLLECT DATE	Detection	Frequency	8/19/2014			3/14/2013			3/13/2012			3/14/2011			3/19/2010		
			Result	LOQ	Qual	Result	RL	Qual	Result	RL	Qual	Result	RL	Qual	Result	RL	Qual
EXPLOSIVES (µg/L)																	
1,3,5-Trinitrobenzene	42 J	9 / 9	19	1		29	0.8	J	29.7	0.8		40.1	0.8		42	2	J
1,3-Dinitrobenzene	0.2 J	1 / 9	<	0.4	U	<	0.8	U	<	0.8	U	<	0.8	U	0.2	0.4	J
2,4,6-Trinitrotoluene	30 J	9 / 9	14	0.4		18.2	0.8	J	17.9	0.8	J	25.8	0.8		30	0.79	J
2,4-Dinitrotoluene	-	0 / 9	<	0.4	U	<	0.8	U	<	0.8	U	<	0.8	U	<	0.4	U
2,6-Dinitrotoluene	-	0 / 9	<	0.2	U	<	0.8	U	<	0.8	U	<	0.8	U	<	0.2	U
2-Amino-4,6-dinitrotoluene	3.3	9 / 9	2.5	0.2		3.1	0.8	J	2.4	0.8		3	0.8		3.3	0.2	
2-Nitrotoluene	-	0 / 9	<	0.4	U	<	0.8	U	<	0.8	U	<	0.8	U	<	0.4	U
3-Nitrotoluene	-	0 / 9	<	0.4	U	<	0.8	U	<	0.8	U	<	0.8	U	<	0.4	U
4-Amino-2,6-dinitrotoluene	4.6 J	9 / 9	2.5	0.2		4.6	1.4	J	3.3	1.4		3	0.8		3.4	0.2	
4-Nitrotoluene	-	0 / 9	<	1	U	<	0.8	U	<	0.8	U	<	0.8	U	<	0.99	U
HMX	2	6 / 9	<	0.4	U	0.93	0.8	J	1.3	0.8	J	1.5	0.8		2	0.4	
MNX	-	0 / 9	<	2	U	<	0.8	U	<	0.8	U	<	0.8	U	<	2	U
Nitrobenzene	-	0 / 9	<	0.4	U	<	0.8	U	<	0.8	U	<	0.8	U	<	0.4	U
RDX	3	9 / 9	0.51	0.2		1.4	0.8	J	2.6	0.8	J	3	0.8		2.7	0.2	
Tetryl	-	0 / 9	<	0.24	U	<	1.6	U	<	0.8	U	<	0.8	U	<	0.24	U

Notes:
< = less than reporting limit
µg/L = micrograms per liter
HMX = octahydro-1,3,5,7-tetranitro-1,3,5,7-tetrazocine
ID = identification number
J = estimated
LOQ = limit of quantifications
MNX = mono-nitroso-RDX
NA = not analyzed
NRL = no reporting limit
Qual = qualifier
RDX = hexahydro-1,3,5-trinitro-1,3,5-triazine
RL = reporting limit
U = nondetect

TABLE E.1.1-53
CORNHUSKER ARMY AMMUNITION PLANT
WELL G0090-EXPLOSIVES

FIELD ID			G0090					G0090					G0090					G0090				
METHOD	Maximum	Detection	SW846 M8330					SW846 M8330					SW846 M8330					SW846 M8330				
COLLECT DATE	Detection	Frequency	3/22/2018					3/31/2017					8/12/2016					8/17/2015				
			Result	Qual	DL	LOD	LOQ	Result	Qual	DL	LOD	LOQ	Result	DL	LOD	LOQ	Qual	Result	DL	LOD	LOQ	Qual
EXPLOSIVES (µg/L)																						
1,3,5-Trinitrobenzene	2.7	9 / 9	1.5		0.033	0.11	0.16	1.6		0.032	0.1	0.15	0.25	0.22	0.44	1.1	J	0.64	0.21	0.42	1.1	J
1,3-Dinitrobenzene	-	0 / 9	<	U	0.053	0.11	0.16	<	U	0.052	0.1	0.15	<	0.098	0.22	0.44	U	<	0.094	0.21	0.42	U
2,4,6-Trinitrotoluene	3	9 / 9	0.38		0.053	0.11	0.16	0.7		0.052	0.1	0.15	0.60	0.080	0.22	0.44	J	1.1	0.076	0.21	0.42	
2,4-Dinitrotoluene	-	0 / 9	<	U	0.053	0.11	0.14	<	U	0.052	0.1	0.13	<	0.092	0.22	0.44	U	<	0.089	0.21	0.42	U
2,6-Dinitrotoluene	-	0 / 9	<	U	0.053	0.11	0.14	<	U	0.052	0.1	0.13	<	0.071	0.22	0.22	U	<	0.068	0.21	0.21	U
2-Amino-4,6-dinitrotoluene	1.1	9 / 9	0.49		0.032	0.11	0.16	1.1		0.031	0.1	0.15	0.48	0.056	0.13	0.22		0.67	0.054	0.13	0.21	
2-Nitrotoluene	-	0 / 9	<	U	0.093	0.21	0.53	<	U	0.091	0.21	0.52	<	0.094	0.22	0.44	U	<	0.090	0.21	0.42	U
3-Nitrotoluene	-	0 / 9	<	U	0.06	0.21	0.53	<	U	0.059	0.21	0.52	<	0.092	0.22	0.44	U	<	0.088	0.21	0.42	U
4-Amino-2,6-dinitrotoluene	0.92 J	6 / 9	0.23		0.053	0.11	0.16	0.74		0.052	0.1	0.15	<	0.064	0.13	0.22	U	0.78	0.061	0.12	0.21	
4-Nitrotoluene	-	0 / 9	<	U	0.093	0.21	0.53	<	U	0.091	0.21	0.52	<	0.22	0.44	1.1	U	<	0.096	0.42	1.1	U
HMX	2.9	9 / 9	1.7		0.03	0.11	0.16	2.8		0.037	0.1	0.15	0.63	0.097	0.22	0.44	J	2.4	0.093	0.21	0.42	
MNX	-	0 / 9	<	U	0.038	0.11	0.53	<	U	0.029	0.1	0.52	<	0.40	0.40	2.2	U	<	0.38	0.38	2.1	U
Nitrobenzene	-	0 / 9	<	U	0.053	0.11	0.16	<	U	0.052	0.1	0.15	<	0.10	0.22	0.44	U	<	0.096	0.21	0.42	U
RDX	12.1 J	9 / 9	1.7		0.038	0.11	0.16	5.6		0.037	0.1	0.15	2.5	0.058	0.13	0.22		6.3	0.055	0.13	0.21	
Tetryl	-	0 / 9	<	U	0.053	0.11	0.16	<	U	0.052	0.1	0.15	<	0.087	0.22	0.26	U	<	0.084	0.21	0.25	U

Notes:
< = less than reporting limit
µg/L = micrograms per liter
HMX = octahydro-1,3,5,7-tetranitro-1,3,5,7-tetrazocine
ID = identification number
J = estimated
LOQ = limit of quantifications
MNX = mono-nitroso-RDX
NA = not analyzed
NRL = no reporting limit
Qual = qualifier
RDX = hexahydro-1,3,5-trinitro-1,3,5-triazine
RL = reporting limit
U = nondetect

TABLE E.1.1-53
CORNHUSKER ARMY AMMUNITION PLANT
WELL G0090-EXPLOSIVES

FIELD ID			G0090			G0090			G0090			G0090			G0090		
METHOD	Maximum	Detection	SW846 M8330			SW846 M8330			SW846 M8330			SW846 M8330			SW846 M8330		
COLLECT DATE	Detection	Frequency	8/19/2014			3/18/2013			3/13/2012			3/14/2011			3/19/2010		
			Result	LOQ	Qual	Result	RL	Qual	Result	RL	Qual	Result	RL	Qual	Result	RL	Qual
EXPLOSIVES (µg/L)																	
1,3,5-Trinitrobenzene	2.7	9 / 9	1	1		2	0.8	J	1.2	0.8		2.7	0.8		1.1	1	
1,3-Dinitrobenzene	-	0 / 9	<	0.39	U	<	0.8	U	<	0.8	U	<	0.8	U	<	0.4	U
2,4,6-Trinitrotoluene	3	9 / 9	1.6	0.39		2.4	0.8	J	1.4	0.8		3	0.8		1.8	0.4	
2,4-Dinitrotoluene	-	0 / 9	<	0.39	U	<	0.8	U	<	0.8	U	<	0.8	U	<	0.4	U
2,6-Dinitrotoluene	-	0 / 9	<	0.2	U	<	0.8	U	<	0.8	U	<	0.8	U	<	0.2	U
2-Amino-4,6-dinitrotoluene	1.1	9 / 9	0.59	0.2		0.8	0.8	J	0.35	0.8	J	0.67	0.8	J	0.78	0.2	
2-Nitrotoluene	-	0 / 9	<	0.39	U	<	0.8	U	<	0.8	U	<	0.8	U	<	0.4	U
3-Nitrotoluene	-	0 / 9	<	0.39	U	<	0.8	U	<	0.8	U	<	0.8	U	<	0.4	U
4-Amino-2,6-dinitrotoluene	0.92 J	6 / 9	0.62	0.2		0.92	1.4	J	<	1.4	U	<	0.8	U	0.63	0.2	
4-Nitrotoluene	-	0 / 9	<	1	U	<	0.8	U	<	0.8	U	<	0.8	U	<	1	U
HMX	2.9	9 / 9	2.2	0.39		2.9	0.8	J	1	0.8		1.4	0.8		2.9	0.4	
MNX	-	0 / 9	<	2	U	<	0.8	U	<	0.8	U	<	0.8	U	<	2	U
Nitrobenzene	-	0 / 9	<	0.39	U	<	0.8	U	<	0.8	U	<	0.8	U	<	0.4	U
RDX	12.1 J	9 / 9	11	0.2		12.1	0.8	J	5.4	0.8		6	0.8		8.9	0.2	
Tetryl	-	0 / 9	<	0.24	U	<	1.6	U	<	0.8	U	<	0.8	U	<	0.24	U

Notes:
< = less than reporting limit
µg/L = micrograms per liter
HMX = octahydro-1,3,5,7-tetranitro-1,3,5,7-tetrazocine
ID = identification number
J = estimated
LOQ = limit of quantifications
MNX = mono-nitroso-RDX
NA = not analyzed
NRL = no reporting limit
Qual = qualifier
RDX = hexahydro-1,3,5-trinitro-1,3,5-triazine
RL = reporting limit
U = nondetect

TABLE E.1.1-54
CORNHUSKER ARMY AMMUNITION PLANT
WELL G0091-EXPLOSIVES

FIELD ID			G0091					G0091					G0091					G0091				
METHOD	Maximum	Detection	SW846 M8330					SW846 M8330					SW846 M8330					SW846 M8330				
COLLECT DATE	Detection	Frequency	3/15/2018					4/1/2017					8/16/2016					8/12/2015				
			Result	Qual	DL	LOD	LOQ	Result	Qual	DL	LOD	LOQ	Result	DL	LOD	LOQ	Qual	Result	DL	LOD	LOQ	Qual
EXPLOSIVES (µg/L)																						
1,3,5-Trinitrobenzene	-	0 / 8	<	UJ	0.031	0.1	0.15	<	U	0.034	0.11	0.17	<	0.22	0.44	1.1	U	<	0.21	0.42	1.1	U
1,3-Dinitrobenzene	-	0 / 8	<	UJ	0.051	0.1	0.15	<	U	0.055	0.11	0.17	<	0.098	0.22	0.44	U	<	0.094	0.21	0.42	U
2,4,6-Trinitrotoluene	0.51 J	8 / 8	0.12	J	0.051	0.1	0.15	0.17		0.055	0.11	0.17	0.13	0.080	0.22	0.44	J	0.19	0.076	0.21	0.42	J
2,4-Dinitrotoluene	-	0 / 8	<	UJ	0.051	0.1	0.13	<	U	0.055	0.11	0.14	<	0.092	0.22	0.44	U	<	0.088	0.21	0.42	U
2,6-Dinitrotoluene	-	0 / 8	<	UJ	0.051	0.1	0.13	<	U	0.055	0.11	0.14	<	0.071	0.22	0.22	U	<	0.068	0.21	0.21	U
2-Amino-4,6-dinitrotoluene	0.55 J	7 / 8	0.32	J	0.03	0.1	0.15	<	U	0.033	0.11	0.17	0.26	0.056	0.13	0.22	J	0.37	0.054	0.13	0.21	
2-Nitrotoluene	-	0 / 8	<	UJ	0.089	0.2	0.51	<	U	0.097	0.22	0.55	<	0.094	0.22	0.44	U	<	0.090	0.21	0.42	U
3-Nitrotoluene	-	0 / 8	<	UJ	0.058	0.2	0.51	<	U	0.063	0.22	0.55	<	0.092	0.22	0.44	U	<	0.088	0.21	0.42	U
4-Amino-2,6-dinitrotoluene	0.29	5 / 8	0.2	J	0.051	0.1	0.15	0.25		0.055	0.11	0.17	0.15	0.064	0.13	0.22	J	0.29	0.061	0.13	0.21	
4-Nitrotoluene	-	0 / 8	<	UJ	0.089	0.2	0.51	<	U	0.097	0.22	0.55	<	0.22	0.44	1.1	U	<	0.21	0.42	1.1	U
HMX	1.1	7 / 8	0.72	J	0.028	0.1	0.15	0.58		0.04	0.11	0.17	<	0.097	0.22	0.44	U	0.35	0.093	0.21	0.42	J
MNX	-	0 / 8	<	UJ	0.037	0.1	0.51	<	U	0.031	0.11	0.55	<	0.40	0.40	2.2	U	<	0.38	0.38	2.1	U
Nitrobenzene	-	0 / 8	<	UJ	0.051	0.1	0.15	<	U	0.055	0.11	0.17	<	0.10	0.22	0.44	U	<	0.096	0.21	0.42	U
RDX	2.8	8 / 8	1.1	J	0.037	0.1	0.15	1.1		0.04	0.11	0.17	0.82	0.058	0.13	0.22		0.98	0.055	0.13	0.21	
Tetryl	-	0 / 8	<	UJ	0.051	0.1	0.15	<	U	0.055	0.11	0.17	<	0.088	0.22	0.26	U	<	0.084	0.21	0.25	U

Notes:
< = less than reporting limit
µg/L = micrograms per liter
HMX = octahydro-1,3,5,7-tetranitro-1,3,5,7-tetrazocine
ID = identification number
J = estimated
LOQ = limit of quantifications
MNX = mono-nitroso-RDX
NA = not analyzed
NRL = no reporting limit
Qual = qualifier
RDX = hexahydro-1,3,5-trinitro-1,3,5-triazine
RL = reporting limit
U = nondetect

TABLE E.1.1-54
CORNHUSKER ARMY AMMUNITION PLANT
WELL G0091-EXPLOSIVES

FIELD ID			G0091			G0091			G0091			G0091		
METHOD	Maximum	Detection	SW846 M8330			SW846 M8330			SW846 M8330			SW846 M8330		
COLLECT DATE	Detection	Frequency	8/13/2014			3/13/2013			3/7/2012			3/9/2011		
			Result	LOQ	Qual	Result	RL	Qual	Result	RL	Qual	Result	RL	Qual
EXPLOSIVES (µg/L)														
1,3,5-Trinitrobenzene	-	0 / 8	<	1	U	<	0.8	U	<	0.8	U	<	0.8	U
1,3-Dinitrobenzene	-	0 / 8	<	0.42	U	<	0.8	U	<	0.8	U	<	0.8	U
2,4,6-Trinitrotoluene	0.51 J	8 / 8	0.23	0.42	J	0.38	0.8	J	0.4	0.8	J	0.51	0.8	J
2,4-Dinitrotoluene	-	0 / 8	<	0.42	U	<	0.8	U	<	0.8	U	<	0.8	U
2,6-Dinitrotoluene	-	0 / 8	<	0.21	U	<	0.8	U	<	0.8	U	<	0.8	U
2-Amino-4,6-dinitrotoluene	0.55 J	7 / 8	0.38	0.21	J	0.55	0.8	J	0.51	0.8	J	0.52	0.8	J
2-Nitrotoluene	-	0 / 8	<	0.42	U	<	0.8	U	<	0.8	U	<	0.8	U
3-Nitrotoluene	-	0 / 8	<	0.42	U	<	0.8	U	<	0.8	U	<	0.8	U
4-Amino-2,6-dinitrotoluene	0.29	5 / 8	0.27	0.21		<	1.4	U	<	1.4	U	<	0.8	U
4-Nitrotoluene	-	0 / 8	<	1	U	<	0.8	U	<	0.8	U	<	0.8	U
HMX	1.1	7 / 8	0.3	0.42	J	0.7	0.8	J	0.97	0.8		1.1	0.8	
MNX	-	0 / 8	<	2.1	U	<	0.8	U	<	0.8	U	<	0.8	U
Nitrobenzene	-	0 / 8	<	0.42	U	<	0.8	U	<	0.8	U	<	0.8	U
RDX	2.8	8 / 8	0.81	0.21		1.5	0.8	J	2.5	0.8	J	2.8	0.8	
Tetryl	-	0 / 8	<	0.25	UJ	<	1.6	U	<	0.8	U	<	0.8	U

Notes:
< = less than reporting limit
µg/L = micrograms per liter
HMX = octahydro-1,3,5,7-tetranitro-1,3,5,7-tetrazocine
ID = identification number
J = estimated
LOQ = limit of quantifications
MNX = mono-nitroso-RDX
NA = not analyzed
NRL = no reporting limit
Qual = qualifier
RDX = hexahydro-1,3,5-trinitro-1,3,5-triazine
RL = reporting limit
U = nondetect

TABLE E.1.1-55
CORNHUSKER ARMY AMMUNITION PLANT
WELL G0092-EXPLOSIVES

FIELD ID			G0092					G0092					G0092					G0092				
METHOD	Maximum	Detection	SW846 8330A					SW846 M8330					SW846 8330A					SW846 M8330				
COLLECT DATE	Detection	Frequency	3/15/2018					4/1/2017					8/16/2016					8/12/2015				
			Result	Qual	DL	LOD	LOQ	Result	Qual	DL	LOD	LOQ	Result	DL	LOD	LOQ	Qual	Result	DL	LOD	LOQ	Qual
EXPLOSIVES (µg/L)																						
1,3,5-Trinitrobenzene	-	0 / 8	<	U	0.033	0.11	0.16	<	U	0.032	0.1	0.15	<	0.22	0.44	1.1	U	<	0.21	0.42	1.0	U
1,3-Dinitrobenzene	-	0 / 8	<	U	0.053	0.11	0.16	<	U	0.052	0.1	0.15	<	0.097	0.22	0.44	U	<	0.093	0.21	0.42	U
2,4,6-Trinitrotoluene	-	0 / 8	<	U	0.053	0.11	0.16	<	U	0.052	0.1	0.15	<	0.080	0.22	0.44	U	<	0.076	0.21	0.42	U
2,4-Dinitrotoluene	-	0 / 8	<	U	0.053	0.11	0.14	<	U	0.052	0.1	0.13	<	0.092	0.22	0.44	U	<	0.087	0.21	0.42	U
2,6-Dinitrotoluene	-	0 / 8	<	U	0.053	0.11	0.14	<	U	0.052	0.1	0.13	<	0.071	0.22	0.22	U	<	0.067	0.21	0.21	U
2-Amino-4,6-dinitrotoluene	-	0 / 8	<	U	0.032	0.11	0.16	<	U	0.031	0.1	0.15	<	0.056	0.13	0.22	U	<	0.053	0.13	0.21	U
2-Nitrotoluene	-	0 / 8	<	U	0.093	0.21	0.53	<	U	0.091	0.21	0.52	<	0.094	0.22	0.44	U	<	0.089	0.21	0.42	U
3-Nitrotoluene	-	0 / 8	<	U	0.06	0.21	0.53	<	U	0.059	0.21	0.52	<	0.092	0.22	0.44	U	<	0.087	0.21	0.42	U
4-Amino-2,6-dinitrotoluene	-	0 / 8	<	U	0.053	0.11	0.16	<	U	0.052	0.1	0.15	<	0.063	0.13	0.22	U	<	0.060	0.13	0.21	U
4-Nitrotoluene	-	0 / 8	<	U	0.093	0.21	0.53	<	U	0.091	0.21	0.52	<	0.22	0.44	1.1	U	<	0.21	0.42	1	U
HMX	0.23 J	7 / 8	0.18		0.03	0.11	0.16	0.14	J	0.037	0.1	0.15	0.20	0.096	0.22	0.44	J	0.23	0.091	0.21	0.42	J
MNX	0.047 J	1 / 8	<	U	0.038	0.11	0.53	0.047	J	0.029	0.1	0.52	<	0.39	0.39	2.2	U	<	0.37	0.37	2.1	U
Nitrobenzene	-	0 / 8	<	U	0.053	0.11	0.16	<	U	0.052	0.1	0.15	<	0.10	0.22	0.44	U	<	0.095	0.21	0.42	U
RDX	0.72 J	5 / 8	<	U	0.038	0.11	0.16	0.22	J	0.037	0.1	0.15	0.17	0.057	0.13	0.22	J	0.11	0.055	0.13	0.21	J
Tetryl	-	0 / 8	<	U	0.053	0.11	0.16	<	U	0.052	0.1	0.15	<	0.087	0.22	0.26	U	<	0.083	0.21	0.25	U

Notes:
< = less than reporting limit
µg/L = micrograms per liter
HMX = octahydro-1,3,5,7-tetranitro-1,3,5,7-tetrazocine
ID = identification number
J = estimated
LOQ = limit of quantifications
MNX = mono-nitroso-RDX
NA = not analyzed
NRL = no reporting limit
Qual = qualifier
RDX = hexahydro-1,3,5-trinitro-1,3,5-triazine
RL = reporting limit
U = nondetect

TABLE E.1.1-55
CORNHUSKER ARMY AMMUNITION PLANT
WELL G0092-EXPLOSIVES

FIELD ID			G0092			G0092			G0092			G0092		
METHOD	Maximum	Detection	SW846 M8330			SW846 M8330			SW846 M8330			SW846 M8330		
COLLECT DATE	Detection	Frequency	8/13/2014			3/13/2013			3/7/2012			3/9/2011		
			Result	LOQ	Qual	Result	RL	Qual	Result	RL	Qual	Result	RL	Qual
EXPLOSIVES (µg/L)														
1,3,5-Trinitrobenzene	-	0 / 8	<	1	U	<	0.8	U	<	0.8	U	<	0.8	U
1,3-Dinitrobenzene	-	0 / 8	<	0.41	U	<	0.8	U	<	0.8	U	<	0.8	U
2,4,6-Trinitrotoluene	-	0 / 8	<	0.41	U	<	0.8	U	<	0.8	U	<	0.8	U
2,4-Dinitrotoluene	-	0 / 8	<	0.41	U	<	0.8	U	<	0.8	U	<	0.8	U
2,6-Dinitrotoluene	-	0 / 8	<	0.21	U	<	0.8	U	<	0.8	U	<	0.8	U
2-Amino-4,6-dinitrotoluene	-	0 / 8	<	0.21	UJ	<	0.8	U	<	0.8	U	<	0.8	U
2-Nitrotoluene	-	0 / 8	<	0.41	U	<	0.8	U	<	0.8	U	<	0.8	U
3-Nitrotoluene	-	0 / 8	<	0.41	U	<	0.8	U	<	0.8	U	<	0.8	U
4-Amino-2,6-dinitrotoluene	-	0 / 8	<	0.21	U	<	1.4	U	<	1.4	U	<	0.8	U
4-Nitrotoluene	-	0 / 8	<	1	U	<	0.8	U	<	0.8	U	<	0.8	U
HMX	0.23 J	7 / 8	0.21	0.41	J	0.19	0.8	J	0.18	0.8	J	<	0.8	U
MNX	0.047 J	1 / 8	<	2.1	U	<	0.8	U	<	0.8	U	<	0.8	U
Nitrobenzene	-	0 / 8	<	0.41	U	<	0.8	U	<	0.8	U	<	0.8	U
RDX	0.72 J	5 / 8	0.16	0.21	J	<	0.8	U	0.72	0.8	J	<	0.8	U
Tetryl	-	0 / 8	<	0.25	UJ	<	1.6	U	<	0.8	U	<	0.8	U

Notes:
< = less than reporting limit
µg/L = micrograms per liter
HMX = octahydro-1,3,5,7-tetranitro-1,3,5,7-tetrazocine
ID = identification number
J = estimated
LOQ = limit of quantifications
MNX = mono-nitroso-RDX
NA = not analyzed
NRL = no reporting limit
Qual = qualifier
RDX = hexahydro-1,3,5-trinitro-1,3,5-triazine
RL = reporting limit
U = nondetect

TABLE E.1.1-56
CORNHUSKER ARMY AMMUNITION PLANT
WELL G0093-EXPLOSIVES

FIELD ID			G0093					G0093					G0093					G0093				
METHOD	Maximum	Detection	SW846 M8330					SW846 M8330					SW846 M8330					SW846 M8330				
COLLECT DATE	Detection	Frequency	3/22/2018					3/31/2017					8/16/2016					8/14/2015				
			Result	Qual	DL	LOD	LOQ	Result	Qual	DL	LOD	LOQ	Result	DL	LOD	LOQ	Qual	Result	DL	LOD	LOQ	Qual
EXPLOSIVES (µg/L)																						
1,3,5-Trinitrobenzene	73.6 J	7 / 8	20		0.15	0.5	0.75	18		0.16	0.52	0.78	<	0.22	0.44	1.1	U	54	1.10	2.1	5.4	
1,3-Dinitrobenzene	-	0 / 8	<	U	0.05	0.1	0.15	<	U	0.052	0.1	0.16	<	0.099	0.22	0.44	U	<	0.095	0.21	0.43	U
2,4,6-Trinitrotoluene	11.9	7 / 8	3.5		0.05	0.1	0.15	4.8		0.052	0.1	0.16	<	0.080	0.22	0.44	U	9.9	0.078	0.21	0.43	
2,4-Dinitrotoluene	0.11 J	2 / 8	<	U	0.05	0.1	0.13	0.11	J	0.052	0.1	0.14	<	0.093	0.22	0.44	U	0.11	0.090	0.21	0.43	J
2,6-Dinitrotoluene	-	0 / 8	<	U	0.05	0.1	0.13	<	U	0.052	0.1	0.14	<	0.072	0.22	0.22	U	<	0.069	0.21	0.21	U
2-Amino-4,6-dinitrotoluene	5.6	8 / 8	1.9		0.03	0.1	0.15	2.1		0.031	0.1	0.16	5.6	0.056	0.13	0.22		3.9	0.054	0.13	0.21	
2-Nitrotoluene	-	0 / 8	<	U	0.088	0.2	0.5	<	U	0.092	0.21	0.52	<	0.095	0.22	0.44	U	<	0.092	0.21	0.43	U
3-Nitrotoluene	-	0 / 8	<	U	0.057	0.2	0.5	<	U	0.059	0.21	0.52	<	0.093	0.22	0.44	U	<	0.090	0.21	0.43	U
4-Amino-2,6-dinitrotoluene	7.4 J	8 / 8	2.5		0.05	0.1	0.15	2.9		0.052	0.1	0.16	6.5	0.064	0.13	0.22	J	4.9	0.062	0.13	0.21	
4-Nitrotoluene	-	0 / 8	<	U	0.088	0.2	0.5	<	U	0.092	0.21	0.52	<	0.22	0.44	1.1	U	<	0.21	0.43	1.1	U
HMX	3.1	7 / 8	0.82	J	0.028	0.1	0.15	1.9	J	0.037	0.1	0.16	<	0.097	0.22	0.44	U	1.1	0.094	0.21	0.43	
MNX	-	0 / 8	<	U	0.036	0.1	0.5	<	U	0.029	0.1	0.52	<	0.40	0.40	2.2	U	<	0.38	0.38	2.1	U
Nitrobenzene	-	0 / 8	<	U	0.05	0.1	0.15	<	U	0.052	0.1	0.16	<	0.10	0.22	0.44	U	<	0.098	0.21	0.43	U
RDX	8.7	8 / 8	0.62		0.036	0.1	0.15	1.4	J	0.037	0.1	0.16	14	0.058	0.13	0.22		1.7	0.056	0.13	0.21	
Tetryl	-	0 / 8	<	U	0.05	0.1	0.15	<	U	0.052	0.1	0.16	<	0.088	0.22	0.27	U	<	0.085	0.21	0.26	U

Notes:
< = less than reporting limit
µg/L = micrograms per liter
HMX = octahydro-1,3,5,7-tetranitro-1,3,5,7-tetrazocine
ID = identification number
J = estimated
LOQ = limit of quantifications
MNX = mono-nitroso-RDX
NA = not analyzed
NRL = no reporting limit
Qual = qualifier
RDX = hexahydro-1,3,5-trinitro-1,3,5-triazine
RL = reporting limit
U = nondetect

TABLE E.1.1-56
CORNHUSKER ARMY AMMUNITION PLANT
WELL G0093-EXPLOSIVES

FIELD ID			G0093			G0093			G0093			G0093		
METHOD	Maximum	Detection	SW846 M8330			SW846 M8330			SW846 M8330			SW846 M8330		
COLLECT DATE	Detection	Frequency	8/18/2014			3/14/2013			3/13/2012			3/14/2011		
			Result	LOQ	Qual	Result	RL	Qual	Result	RL	Qual	Result	RL	Qual
EXPLOSIVES (µg/L)														
1,3,5-Trinitrobenzene	73.6 J	7 / 8	39	1		73.6	0.8	J	64.2	0.8		47.1	0.8	
1,3-Dinitrobenzene	-	0 / 8	<	0.41	U	<	0.8	U	<	0.8	U	<	0.8	U
2,4,6-Trinitrotoluene	11.9	7 / 8	4.6	0.41		11.3	0.8	J	11.9	0.8		6.8	0.8	
2,4-Dinitrotoluene	0.11 J	2 / 8	<	0.41	U	<	0.8	U	<	0.8	U	<	0.8	U
2,6-Dinitrotoluene	-	0 / 8	<	0.21	U	<	0.8	U	<	0.8	U	<	0.8	U
2-Amino-4,6-dinitrotoluene	5.6	8 / 8	2.1	0.21	J	4.7	0.8	J	4.4	0.8		2.2	0.8	
2-Nitrotoluene	-	0 / 8	<	0.42	UJ	<	0.8	U	<	0.8	U	<	0.8	U
3-Nitrotoluene	-	0 / 8	<	0.42	UJ	<	0.8	U	<	0.8	U	<	0.8	U
4-Amino-2,6-dinitrotoluene	7.4 J	8 / 8	1.5	0.21	J	7.4	1.4	J	6.2	1.4		2.4	0.8	
4-Nitrotoluene	-	0 / 8	<	1.1	UJ	<	0.8	U	<	0.8	U	<	0.8	U
HMX	3.1	7 / 8	1.4	0.42		2.5	0.8	J	2.5	0.8		3.1	0.8	
MNX	-	0 / 8	<	1.9	U	<	0.8	U	<	0.8	U	<	0.8	U
Nitrobenzene	-	0 / 8	<	0.41	U	<	0.8	U	<	0.8	U	<	0.8	U
RDX	8.7	8 / 8	0.69	0.21		5.2	0.8	J	6.5	0.8		8.7	0.8	
Tetryl	-	0 / 8	<	0.25	U	<	1.6	U	<	0.8	U	<	0.8	U

Notes:
< = less than reporting limit
µg/L = micrograms per liter
HMX = octahydro-1,3,5,7-tetranitro-1,3,5,7-tetrazocine
ID = identification number
J = estimated
LOQ = limit of quantifications
MNX = mono-nitroso-RDX
NA = not analyzed
NRL = no reporting limit
Qual = qualifier
RDX = hexahydro-1,3,5-trinitro-1,3,5-triazine
RL = reporting limit
U = nondetect

TABLE E.1.1-57
CORNHUSKER ARMY AMMUNITION PLANT
WELL G0094-EXPLOSIVES

FIELD ID			G0094					G0094					G0094					G0094				
METHOD	Maximum	Detection	SW846 M8330					SW846 M8330					SW846 M8330					SW846 M8330				
COLLECT DATE	Detection	Frequency	3/23/2018					3/30/2017					8/12/2016					8/12/2015				
			Result	Qual	DL	LOD	LOQ	Result	Qual	DL	LOD	LOQ	Result	DL	LOD	LOQ	Qual	Result	DL	LOD	LOQ	Qual
EXPLOSIVES (µg/L)																						
1,3,5-Trinitrobenzene	15.1	2 / 8	0.25	J	0.032	0.1	0.16	<	U	0.033	0.11	0.16	<	0.23	0.46	1.2	U	<	0.21	0.43	1.1	U
1,3-Dinitrobenzene	-	0 / 8	<	UJ	0.052	0.1	0.16	<	U	0.053	0.11	0.16	<	0.10	0.23	0.46	U	<	0.095	0.21	0.43	U
2,4,6-Trinitrotoluene	156	3 / 8	4.9	J	0.052	0.1	0.16	<	U	0.053	0.11	0.16	0.39	0.084	0.23	0.46	J	<	0.078	0.21	0.43	U
2,4-Dinitrotoluene	0.9 J	2 / 8	0.9	J	0.052	0.1	0.13	<	U	0.053	0.11	0.14	0.11	0.097	0.23	0.46	J	<	0.090	0.21	0.43	U
2,6-Dinitrotoluene	0.13 J	1 / 8	0.13	J	0.052	0.1	0.13	<	U	0.053	0.11	0.14	<	0.075	0.23	0.23	U	<	0.069	0.21	0.21	U
2-Amino-4,6-dinitrotoluene	62.2	5 / 8	22	J	0.31	1	1.6	14		0.32	1.1	1.6	2.3	0.059	0.14	0.23		<	0.054	0.13	0.21	U
2-Nitrotoluene	0.24 J	1 / 8	<	UJ	0.091	0.21	0.52	<	U	0.093	0.21	0.53	0.24	0.099	0.23	0.46	J	<	0.092	0.21	0.43	U
3-Nitrotoluene	-	0 / 8	<	UJ	0.059	0.21	0.52	<	U	0.06	0.21	0.53	<	0.097	0.23	0.46	U	<	0.090	0.21	0.43	U
4-Amino-2,6-dinitrotoluene	73.7	3 / 8	22	J	0.52	1	1.6	14		0.53	1.1	1.6	<	0.067	0.14	0.23	U	<	0.062	0.13	0.21	U
4-Nitrotoluene	-	0 / 8	<	UJ	0.091	0.21	0.52	<	U	0.093	0.21	0.53	<	0.23	0.46	1.2	U	<	0.21	0.43	1.1	U
HMX	34 J	3 / 8	34	J	0.029	1	1.6	26		0.38	1.1	1.6	<	0.10	0.23	0.46	U	<	0.094	0.21	0.43	U
MNX	3.8	4 / 8	1.1	J	0.37	0.1	0.52	3.8		0.029	0.11	0.53	<	0.42	0.42	2.3	U	<	0.38	0.38	2.1	U
Nitrobenzene	0.3	1 / 8	<	UJ	0.052	0.1	0.16	0.3		0.053	0.11	0.16	<	0.11	0.23	0.46	U	<	0.098	0.21	0.43	U
RDX	59	4 / 8	16	J	0.37	1	1.6	59		0.38	1.1	1.6	9.7	0.061	0.14	0.23		<	0.056	0.13	0.21	U
Tetryl	-	0 / 8	<	UJ	0.052	0.1	0.16	<	U	0.053	0.11	0.16	<	0.092	0.23	0.28	U	<	0.085	0.21	0.26	U

Notes:
< = less than reporting limit
µg/L = micrograms per liter
HMX = octahydro-1,3,5,7-tetranitro-1,3,5,7-tetrazocine
ID = identification number
J = estimated
LOQ = limit of quantifications
MNX = mono-nitroso-RDX
NA = not analyzed
NRL = no reporting limit
Qual = qualifier
RDX = hexahydro-1,3,5-trinitro-1,3,5-triazine
RL = reporting limit
U = nondetect

TABLE E.1.1-57
CORNHUSKER ARMY AMMUNITION PLANT
WELL G0094-EXPLOSIVES

FIELD ID			G0094			G0094			G0094			G0094		
METHOD	Maximum	Detection	SW846 M8330			SW846 M8330			SW846 M8330			SW846 M8330		
COLLECT DATE	Detection	Frequency	8/15/2014			3/18/2013			3/14/2012			3/11/2011		
			Result	LOQ	Qual	Result	RL	Qual	Result	RL	Qual	Result	RL	Qual
EXPLOSIVES (µg/L)														
1,3,5-Trinitrobenzene	15.1	2 / 8	<	1	U	<	0.8	U	<	0.8	U	15.1	0.8	
1,3-Dinitrobenzene	-	0 / 8	<	0.41	U	<	0.8	U	<	0.8	U	<	0.8	U
2,4,6-Trinitrotoluene	156	3 / 8	<	0.41	U	<	0.8	U	<	0.8	U	156	4	
2,4-Dinitrotoluene	0.9 J	2 / 8	<	0.41	U	<	0.8	U	<	0.8	U	<	0.8	U
2,6-Dinitrotoluene	0.13 J	1 / 8	<	0.21	U	<	0.8	U	<	0.8	U	<	0.8	U
2-Amino-4,6-dinitrotoluene	62.2	5 / 8	0.17	0.21	J	<	0.8	U	<	0.8	U	62.2	0.8	
2-Nitrotoluene	0.24 J	1 / 8	<	0.41	U	<	0.8	U	<	0.8	U	<	0.8	U
3-Nitrotoluene	-	0 / 8	<	0.41	U	<	0.8	U	<	0.8	U	<	0.8	U
4-Amino-2,6-dinitrotoluene	73.7	3 / 8	<	0.21	U	<	1.4	U	<	1.4	U	73.7	4	
4-Nitrotoluene	-	0 / 8	<	1	U	<	0.8	U	<	0.8	U	<	0.8	U
HMX	34 J	3 / 8	<	0.41	U	<	0.8	U	<	0.8	U	3	0.8	J
MNX	3.8	4 / 8	0.86	2.2		<	0.8	U	<	0.8	U	0.6	0.8	J
Nitrobenzene	0.3	1 / 8	<	0.41	U	<	0.8	U	<	0.8	U	<	0.8	U
RDX	59	4 / 8	<	0.21	U	<	0.8	U	<	0.8	U	3.1	0.8	
Tetryl	-	0 / 8	<	0.25	U	<	1.6	U	<	0.8	U	<	0.8	U

Notes:
< = less than reporting limit
µg/L = micrograms per liter
HMX = octahydro-1,3,5,7-tetranitro-1,3,5,7-tetrazocine
ID = identification number
J = estimated
LOQ = limit of quantifications
MNX = mono-nitroso-RDX
NA = not analyzed
NRL = no reporting limit
Qual = qualifier
RDX = hexahydro-1,3,5-trinitro-1,3,5-triazine
RL = reporting limit
U = nondetect

TABLE E.1.1-58
CORNHUSKER ARMY AMMUNITION PLANT
WELL G0095-EXPLOSIVES

FIELD ID			G0095					G0095					G0095					G0095				
METHOD	Maximum	Detection	SW846 M8330					SW846 M8330					SW846 M8330					SW846 M8330				
COLLECT DATE	Detection	Frequency	3/15/2018					3/27/2017					8/10/2016					8/17/2015				
			Result	Qual	DL	LOD	LOQ	Result	Qual	DL	LOD	LOQ	Result	DL	LOD	LOQ	Qual	Result	DL	LOD	LOQ	Qual
EXPLOSIVES (µg/L)																						
1,3,5-Trinitrobenzene	673 J	3 / 8	<	UJ	0.034	0.11	0.16	<	UJ	0.033	0.11	0.16	<	0.23	0.45	1.1	U	<	0.24	0.49	1.2	U
1,3-Dinitrobenzene	-	0 / 8	<	UJ	0.054	0.11	0.16	<	UJ	0.053	0.11	0.16	<	0.10	0.23	0.45	U	<	0.11	0.24	0.49	U
2,4,6-Trinitrotoluene	487	3 / 8	<	UJ	0.054	0.11	0.16	<	UJ	0.053	0.11	0.16	<	0.082	0.23	0.45	U	<	0.088	0.24	0.49	U
2,4-Dinitrotoluene	1.2 J	2 / 8	<	UJ	0.054	0.11	0.14	<	UJ	0.053	0.11	0.14	<	0.095	0.23	0.45	U	<	0.10	0.24	0.49	UJ
2,6-Dinitrotoluene	0.82	2 / 8	<	UJ	0.054	0.11	0.14	0.28	J	0.053	0.11	0.14	<	0.073	0.23	0.23	U	<	0.078	0.24	0.24	UJ
2-Amino-4,6-dinitrotoluene	69.2 J	6 / 8	0.39	J	0.032	0.11	0.16	0.47	J	0.032	0.11	0.16	<	0.058	0.14	0.23	U	1.2	0.062	0.15	0.24	
2-Nitrotoluene	-	0 / 8	<	UJ	0.095	0.22	0.54	<	UJ	0.093	0.21	0.53	<	0.097	0.23	0.45	U	<	0.10	0.24	0.49	UJ
3-Nitrotoluene	-	0 / 8	<	UJ	0.062	0.22	0.54	<	UJ	0.06	0.21	0.53	<	0.095	0.23	0.45	U	<	0.10	0.24	0.49	UJ
4-Amino-2,6-dinitrotoluene	403 J	5 / 8	0.28	J	0.054	0.11	0.16	0.32	J	0.053	0.11	0.16	<	0.066	0.14	0.23	U	<	0.070	0.15	0.24	U
4-Nitrotoluene	-	0 / 8	<	UJ	0.095	0.22	0.54	<	UJ	0.093	0.21	0.53	<	0.23	0.45	1.1	U	<	0.24	0.49	1.2	UJ
HMX	25.9 J	5 / 8	0.52	J	0.03	0.11	0.16	1.3	J	0.038	0.11	0.16	<	0.10	0.23	0.45	U	2.5	0.11	0.24	0.49	
MNX	0.95 J	3 / 8	<	UJ	0.039	0.11	0.54	0.27	J	0.029	0.11	0.53	<	0.41	0.41	2.3	U	<	0.44	0.44	2.4	U
Nitrobenzene	-	0 / 8	<	UJ	0.054	0.11	0.16	<	UJ	0.053	0.11	0.16	<	0.10	0.23	0.45	U	<	0.11	0.24	0.49	U
RDX	23.9 J	6 / 8	0.17	J	0.039	0.11	0.16	1.1	J	0.038	0.11	0.16	<	0.059	0.14	0.23	U	0.45	0.064	0.15	0.24	J
Tetryl	-	0 / 8	<	UJ	0.054	0.11	0.16	<	UJ	0.053	0.11	0.16	<	0.090	0.23	0.27	U	<	0.096	0.24	0.29	U

Notes:
< = less than reporting limit
µg/L = micrograms per liter
HMX = octahydro-1,3,5,7-tetranitro-1,3,5,7-tetrazocine
ID = identification number
J = estimated
LOQ = limit of quantifications
MNX = mono-nitroso-RDX
NA = not analyzed
NRL = no reporting limit
Qual = qualifier
RDX = hexahydro-1,3,5-trinitro-1,3,5-triazine
RL = reporting limit
U = nondetect

TABLE E.1.1-58
CORNHUSKER ARMY AMMUNITION PLANT
WELL G0095-EXPLOSIVES

FIELD ID			G0095			G0095			G0095			G0095		
METHOD	Maximum	Detection	SW846 M8330			SW846 M8330			SW846 M8330			SW846 M8330		
COLLECT DATE	Detection	Frequency	8/11/2014			3/19/2013			3/15/2012			3/10/2011		
			Result	LOQ	Qual	Result	RL	Qual	Result	RL	Qual	Result	RL	Qual
EXPLOSIVES (µg/L)														
1,3,5-Trinitrobenzene	673 J	3 / 8	<	1.1	U	5.2	0.8	J	673	16	J	329	8	
1,3-Dinitrobenzene	-	0 / 8	<	0.43	U	<	0.8	U	<	0.8	UJ	<	0.8	U
2,4,6-Trinitrotoluene	487	3 / 8	<	0.43	U	5.2	0.8	J	235	16	J	487	8	
2,4-Dinitrotoluene	1.2 J	2 / 8	<	0.43	U	1.2	0.8	J	<	0.8	UJ	0.61	0.8	J
2,6-Dinitrotoluene	0.82	2 / 8	<	0.21	U	<	0.8	U	<	0.8	UJ	0.82	0.8	
2-Amino-4,6-dinitrotoluene	69.2 J	6 / 8	<	0.21	U	8.2	0.8	J	69.2	16	J	34	0.8	
2-Nitrotoluene	-	0 / 8	<	0.43	U	<	0.8	U	<	0.8	UJ	<	0.8	U
3-Nitrotoluene	-	0 / 8	<	0.44	U	<	0.8	U	<	0.8	UJ	<	0.8	U
4-Amino-2,6-dinitrotoluene	403 J	5 / 8	<	0.21	U	13.6	1.4	J	403	28.8	J	218	8	
4-Nitrotoluene	-	0 / 8	<	1.1	U	<	0.8	U	<	0.8	UJ	<	0.8	U
HMX	25.9 J	5 / 8	<	0.43	U	<	0.8	U	25.9	0.8	J	9	0.8	
MNX	0.95 J	3 / 8	0.65	2.1	J	<	0.8	U	<	0.8	UJ	0.95	0.8	J
Nitrobenzene	-	0 / 8	<	0.43	U	<	0.8	U	<	0.8	UJ	<	0.8	U
RDX	23.9 J	6 / 8	<	0.21	U	0.7	0.8	J	23.9	16	J	10.3	0.8	
Tetryl	-	0 / 8	<	0.26	U	<	1.6	U	<	0.8	UJ	<	0.8	U

Notes:
< = less than reporting limit
µg/L = micrograms per liter
HMX = octahydro-1,3,5,7-tetranitro-1,3,5,7-tetrazocine
ID = identification number
J = estimated
LOQ = limit of quantifications
MNX = mono-nitroso-RDX
NA = not analyzed
NRL = no reporting limit
Qual = qualifier
RDX = hexahydro-1,3,5-trinitro-1,3,5-triazine
RL = reporting limit
U = nondetect

TABLE E.1.1-59
CORNHUSKER ARMY AMMUNITION PLANT
WELL G0096 -EXPLOSIVES

FIELD ID			G0096					G0096					G0096					G0096				
METHOD	Maximum	Detection	SW846 M8330					SW846 M8330					SW846 M8330					SW846 M8330				
COLLECT DATE	Detection	Frequency	3/23/2018					4/1/2017					8/10/2016					8/12/2015				
			Result	Qual	DL	LOD	LOQ	Result	Qual	DL	LOD	LOQ	Result	DL	LOD	LOQ	Qual	Result	DL	LOD	LOQ	Qual
EXPLOSIVES (µg/L)																						
1,3,5-Trinitrobenzene	60.3 J	7 / 7	2.7		0.032	0.1	0.15	3.6		0.064	0.21	0.31	3.8	0.22	0.45	1.1		4.5	0.22	0.45	1.1	
1,3-Dinitrobenzene	5 J	1 / 7	<	U	0.051	0.1	0.15	<	U	0.1	0.21	0.31	<	0.099	0.22	0.45	U	<	0.099	0.22	0.45	U
2,4,6-Trinitrotoluene	8.1 J	7 / 7	0.27		0.051	0.1	0.15	0.35		0.1	0.21	0.31	0.41	0.081	0.22	0.45	J	0.45	0.081	0.22	0.45	
2,4-Dinitrotoluene	0.12 J	1 / 7	<	U	0.051	0.1	0.13	0.12	J	0.1	0.21	0.27	<	0.093	0.22	0.45	U	<	0.094	0.22	0.45	U
2,6-Dinitrotoluene	0.14 J	1 / 7	0.14	J	0.051	0.1	0.13	<	U	0.1	0.21	0.27	<	0.072	0.22	0.22	U	<	0.072	0.22	0.22	U
2-Amino-4,6-dinitrotoluene	2.4 J	6 / 7	0.71		0.031	0.1	0.15	<	U	0.062	0.21	0.31	0.82	0.057	0.13	0.22		0.46	0.057	0.13	0.22	J
2-Nitrotoluene	-	0 / 7	<	U	0.09	0.2	0.51	<	U	0.18	0.41	1	<	0.095	0.22	0.45	U	<	0.096	0.22	0.45	U
3-Nitrotoluene	-	0 / 7	<	U	0.058	0.2	0.51	<	U	0.12	0.41	1	<	0.093	0.22	0.45	U	<	0.094	0.22	0.45	U
4-Amino-2,6-dinitrotoluene	3.6 J	7 / 7	0.8		0.051	0.1	0.15	1.8		0.1	0.21	0.31	1.6	0.064	0.13	0.22	J	0.69	0.065	0.13	0.22	J
4-Nitrotoluene	-	0 / 7	<	U	0.09	0.2	0.51	<	U	0.18	0.41	1	<	0.22	0.45	1.1	U	<	0.22	0.45	1.1	U
HMX	21 J	6 / 7	5.3		0.029	0.1	0.15	7.6		0.074	0.21	0.31	5.9	0.098	0.22	0.45		0.32	0.098	0.22	0.45	J
MNX	1.4 J	5 / 7	0.69		0.037	0.1	0.51	1.5		0.058	0.21	1	1.3	0.40		2.2	J	<	0.40	0.40	2.2	U
Nitrobenzene	-	0 / 7	<	U	0.051	0.1	0.15	<	U	0.1	0.21	0.31	<	0.10	0.22	0.45	U	<	0.10	0.22	0.45	U
RDX	78.2 J	7 / 7	19		0.18	0.51	0.77	54		0.37	1	1.5	32	0.29	0.67	1.1		1.8	0.059	0.13	0.22	
Tetryl	-	0 / 7	<	U	0.051	0.1	0.15	<	U	0.1	0.21	0.31	<	0.088	0.22	0.27	U	<	0.089	0.22	0.27	U

Notes:
< = less than reporting limit
µg/L = micrograms per liter
HMX = octahydro-1,3,5,7-tetranitro-1,3,5,7-tetrazocine
ID = identification number
J = estimated
LOQ = limit of quantifications
MNX = mono-nitroso-RDX
NA = not analyzed
NRL = no reporting limit
Qual = qualifier
RDX = hexahydro-1,3,5-trinitro-1,3,5-triazine
RL = reporting limit
U = nondetect

TABLE E.1.1-59
CORNHUSKER ARMY AMMUNITION PLANT
WELL G0096 -EXPLOSIVES

FIELD ID			G0096			G0096			G0096		
METHOD	Maximum	Detection	SW846 M8330			SW846 M8330			SW846 M8330		
COLLECT DATE	Detection	Frequency	8/14/2014			3/18/2013			3/14/2012		
			Result	LOQ	Qual	Result	RL	Qual	Result	RL	Qual
EXPLOSIVES (µg/L)											
1,3,5-Trinitrobenzene	60.3 J	7 / 7	4.9	1		17.1	0.8	J	60.3	0.8	J
1,3-Dinitrobenzene	5 J	1 / 7	5.00	0.42	U	<	0.8	U	<	0.8	UJ
2,4,6-Trinitrotoluene	8.1 J	7 / 7	0.97	0.42		4.7	0.8	J	8.1	0.8	J
2,4-Dinitrotoluene	0.12 J	1 / 7	<	0.42	U	<	0.8	U	<	0.8	UJ
2,6-Dinitrotoluene	0.14 J	1 / 7	<	0.21	U	<	0.8	U	<	0.8	UJ
2-Amino-4,6-dinitrotoluene	2.4 J	6 / 7	0.39	0.21	J	1.5	0.8	J	2.4	0.8	J
2-Nitrotoluene	-	0 / 7	<	0.42	U	<	0.8	U	<	0.8	UJ
3-Nitrotoluene	-	0 / 7	<	0.42	U	<	0.8	U	<	0.8	UJ
4-Amino-2,6-dinitrotoluene	3.6 J	7 / 7	0.44	0.21	J	3	1.4	J	3.6	1.4	J
4-Nitrotoluene	-	0 / 7	<	1	U	<	0.8	U	<	0.8	UJ
HMX	21 J	6 / 7	<	0.42	U	3	0.8	J	21	0.8	J
MNX	1.4 J	5 / 7	<	2.1	U	1.3	0.8	J	1.4	0.8	J
Nitrobenzene	-	0 / 7	<	0.42	U	<	0.8	U	<	0.8	UJ
RDX	78.2 J	7 / 7	0.45	0.21	J	13	0.8	J	78.2	0.8	J
Tetryl	-	0 / 7	<	0.25	UJ	<	1.6	U	<	0.8	UJ

Notes:
< = less than reporting limit
µg/L = micrograms per liter
HMX = octahydro-1,3,5,7-tetranitro-1,3,5,7-tetrazocine
ID = identification number
J = estimated
LOQ = limit of quantifications
MNX = mono-nitroso-RDX
NA = not analyzed
NRL = no reporting limit
Qual = qualifier
RDX = hexahydro-1,3,5-trinitro-1,3,5-triazine
RL = reporting limit
U = nondetect

TABLE E.1.1-60
CORNHUSKER ARMY AMMUNITION PLANT
WELL G0097-EXPLOSIVES

FIELD ID			G0097					G0097					G0097					G0097				
METHOD	Maximum	Detection	SW846 M8330					SW846 M8330					SW846 M8330					SW846 M8330				
COLLECT DATE	Detection	Frequency	3/21/2018					3/29/2017					8/8/2016					8/17/2015				
			Result	Qual	DL	LOD	LOQ	Result	Qual	DL	LOD	LOQ	Result	DL	LOD	LOQ	Qual	Result	DL	LOD	LOQ	Qual
EXPLOSIVES (µg/L)																						
1,3,5-Trinitrobenzene	70.8 J	3 / 7	<	U	0.033	0.11	0.16	1.1		0.032	0.1	0.16	<	0.46	0.91	2.3	U	<	0.22	0.44	1.1	U
1,3-Dinitrobenzene	-	0 / 7	<	U	0.053	0.11	0.16	0.41		0.052	0.1	0.16	0.29	0.20	0.46	0.91	J	<	0.099	0.22	0.44	U
2,4,6-Trinitrotoluene	69.7 J	3 / 7	<	U	0.053	0.11	0.16	<	U	0.052	0.1	0.16	1.5	0.16	0.46	0.91		<	0.081	0.22	0.44	U
2,4-Dinitrotoluene	-	0 / 7	<	U	0.053	0.11	0.14	0.86		0.052	0.1	0.14	0.73	0.19	0.46	0.91	J	<	0.094	0.22	0.44	U
2,6-Dinitrotoluene	-	0 / 7	<	U	0.053	0.11	0.14	<	U	0.052	0.1	0.14	<	0.15	0.46	0.46	U	<	0.072	0.22	0.22	U
2-Amino-4,6-dinitrotoluene	16.1 J	3 / 7	0.67		0.032	0.11	0.16	12		0.16	0.52	0.78	7.7	0.12	0.27	0.46		<	0.057	0.13	0.22	U
2-Nitrotoluene	-	0 / 7	<	U	0.094	0.21	0.52	<	U	0.092	0.21	0.52	<	0.19	0.46	0.91	U	<	0.096	0.22	0.44	U
3-Nitrotoluene	-	0 / 7	<	U	0.061	0.21	0.52	<	U	0.059	0.21	0.52	<	0.19	0.46	0.91	U	<	0.094	0.22	0.44	U
4-Amino-2,6-dinitrotoluene	24 J	3 / 7	0.61		0.053	0.11	0.16	10		0.052	0.1	0.16	6.8	0.13	0.27	0.46	J	<	0.065	0.13	0.22	U
4-Nitrotoluene	-	0 / 7	<	U	0.094	0.21	0.52	<	U	0.092	0.21	0.52	<	0.46	0.91	2.3	U	<	0.22	0.44	1.1	U
HMX	13.8 J	3 / 7	1.8		0.03	0.11	0.16	5	J	0.19	0.52	0.78	9.9	0.20	0.46	0.91		<	0.098	0.22	0.44	U
MNX	4.5 J	2 / 7	<	U	0.038	0.11	0.52	0.47	J	0.029	0.1	0.52	<	0.82	0.82	4.6	U	<	0.40	0.40	2.2	U
Nitrobenzene	-	0 / 7	<	U	0.053	0.11	0.16	<	U	0.052	0.1	0.16	0.45	0.21	0.46	0.91	J	<	0.10	0.22	0.44	U
RDX	26.7	3 / 7	<	U	0.038	0.11	0.16	1.9		0.038	0.1	0.16	0.75	0.12	0.27	0.46	J	<	0.059	0.13	0.22	U
Tetryl	-	0 / 7	<	U	0.053	0.11	0.16	<	U	0.052	0.1	0.16	<	0.18	0.46	0.55	U	<	0.089	0.22	0.27	U

Notes:
< = less than reporting limit
µg/L = micrograms per liter
HMX = octahydro-1,3,5,7-tetranitro-1,3,5,7-tetrazocine
ID = identification number
J = estimated
LOQ = limit of quantifications
MNX = mono-nitroso-RDX
NA = not analyzed
NRL = no reporting limit
Qual = qualifier
RDX = hexahydro-1,3,5-trinitro-1,3,5-triazine
RL = reporting limit
U = nondetect

TABLE E.1.1-60
CORNHUSKER ARMY AMMUNITION PLANT
WELL G0097-EXPLOSIVES

FIELD ID			G0097			G0097			G0097		
METHOD	Maximum	Detection	SW846 M8330			SW846 M8330			SW846 M8330		
COLLECT DATE	Detection	Frequency	8/14/2014			3/18/2013			3/14/2012		
			Result	LOQ	Qual	Result	RL	Qual	Result	RL	Qual
EXPLOSIVES (µg/L)											
1,3,5-Trinitrobenzene	70.8 J	3 / 7	35	1		70.8	0.8	J	9.1	0.8	
1,3-Dinitrobenzene	-	0 / 7	<	0.42	U	<	0.8	U	<	0.8	U
2,4,6-Trinitrotoluene	69.7 J	3 / 7	39	0.42		69.7	0.8	J	31.3	0.8	
2,4-Dinitrotoluene	-	0 / 7	<	0.42	U	<	0.8	U	<	0.8	U
2,6-Dinitrotoluene	-	0 / 7	<	0.21	U	<	0.8	U	<	0.8	U
2-Amino-4,6-dinitrotoluene	16.1 J	3 / 7	16	0.21	J	16.1	0.8	J	11	0.8	
2-Nitrotoluene	-	0 / 7	<	0.42	U	<	0.8	U	<	0.8	U
3-Nitrotoluene	-	0 / 7	<	0.42	U	<	0.8	U	<	0.8	U
4-Amino-2,6-dinitrotoluene	24 J	3 / 7	24	0.21	J	22.9	1.4	J	22.4	1.4	
4-Nitrotoluene	-	0 / 7	<	1	U	<	0.8	U	<	0.8	U
HMX	13.8 J	3 / 7	3.9	0.42	J	13.8	0.8	J	5.2	0.8	
MNX	4.5 J	2 / 7	<	2.1	U	4.5	0.8	J	0.64	0.8	J
Nitrobenzene	-	0 / 7	<	0.42	U	<	0.8	U	<	0.8	U
RDX	26.7	3 / 7	22	0.21	J	21.4	0.8	J	26.7	0.8	
Tetryl	-	0 / 7	<	0.25	U	<	1.6	U	<	0.8	U

Notes:
< = less than reporting limit
µg/L = micrograms per liter
HMX = octahydro-1,3,5,7-tetranitro-1,3,5,7-tetrazocine
ID = identification number
J = estimated
LOQ = limit of quantifications
MNX = mono-nitroso-RDX
NA = not analyzed
NRL = no reporting limit
Qual = qualifier
RDX = hexahydro-1,3,5-trinitro-1,3,5-triazine
RL = reporting limit
U = nondetect

TABLE E.1.1-61
CORNHUSKER ARMY AMMUNITION PLANT
WELL G0098-EXPLOSIVES

FIELD ID			G0098					G0098					G0098					G0098				
METHOD	Maximum	Detection	SW846 M8330					SW846 M8330					SW846 M8330					SW846 M8330				
COLLECT DATE	Detection	Frequency	3/21/2018					3/28/2017					8/15/2016					8/13/2015				
			Result	Qual	DL	LOD	LOQ	Result	Qual	DL	LOD	LOQ	Result	DL	LOD	LOQ	Qual	Result	Qual	DL	LOD	LOQ
EXPLOSIVES (µg/L)																						
1,3,5-Trinitrobenzene	0.97	1 / 7	<	U	0.032	0.1	0.16	<	U	0.033	0.11	0.16	<	0.23	0.46	1.1	U	<	0.43	0.22	1.1	U
1,3-Dinitrobenzene	-	0 / 7	<	U	0.052	0.1	0.16	<	U	0.053	0.11	0.16	<	0.10	0.23	0.46	U	<	0.22	0.095	0.43	U
2,4,6-Trinitrotoluene	25.4	2 / 7	<	U	0.052	0.1	0.16	0.14	J	0.053	0.11	0.16	<	0.083	0.23	0.46	U	<	0.22	0.078	0.43	U
2,4-Dinitrotoluene	-	0 / 7	<	U	0.052	0.1	0.14	<	U	0.053	0.11	0.14	<	0.096	0.23	0.46	U	<	0.22	0.090	0.43	U
2,6-Dinitrotoluene	1.6 J	3 / 7	0.74	J	0.052	0.1	0.14	0.72	J	0.053	0.11	0.14	<	0.074	0.23	0.23	U	<	0.22	0.069	0.22	U
2-Amino-4,6-dinitrotoluene	15.7	2 / 7	<	U	0.031	0.1	0.16	<	U	0.032	0.11	0.16	<	0.058	0.14	0.23	U	<	0.13	0.055	0.22	U
2-Nitrotoluene	-	0 / 7	<	U	0.092	0.21	0.52	<	U	0.093	0.21	0.53	<	0.098	0.23	0.46	U	<	0.22	0.092	0.43	U
3-Nitrotoluene	-	0 / 7	<	U	0.06	0.21	0.52	<	U	0.06	0.21	0.53	<	0.095	0.23	0.46	U	<	0.22	0.090	0.43	U
4-Amino-2,6-dinitrotoluene	75.2	2 / 7	<	U	0.052	0.1	0.16	<	U	0.053	0.11	0.16	<	0.066	0.14	0.23	U	<	0.13	0.062	0.22	U
4-Nitrotoluene	-	0 / 7	<	U	0.092	0.21	0.52	<	U	0.093	0.21	0.53	<	0.23	0.46	1.1	U	<	0.43	0.22	1.1	U
HMX	95.6 J	5 / 7	0.6	J	0.029	0.1	0.16	2.4	J	0.038	0.11	0.16	<	0.10	0.23	0.46	U	9.8	0.22	0.094	0.43	J
MNX	14.9	3 / 7	<	U	0.038	0.1	0.52	<	U	0.03	0.11	0.53	<	0.41	0.41	2.3	U	0.44	0.39	0.39	2.2	J
Nitrobenzene	-	0 / 7	<	U	0.052	0.1	0.16	<	U	0.053	0.11	0.16	<	0.10	0.23	0.46	U	<	0.22	0.098	0.43	U
RDX	302	4 / 7	<	U	0.038	0.1	0.16	1.3	J	0.038	0.11	0.16	<	0.060	0.14	0.23	U	3.7	0.13	0.056	0.22	J
Tetryl	-	0 / 7	<	U	0.052	0.1	0.16	<	U	0.053	0.11	0.16	<	0.091	0.23	0.27	U	<	0.22	0.085	0.26	U

Notes:
< = less than reporting limit
µg/L = micrograms per liter
HMX = octahydro-1,3,5,7-tetranitro-1,3,5,7-tetrazocine
ID = identification number
J = estimated
LOQ = limit of quantifications
MNX = mono-nitroso-RDX
NA = not analyzed
NRL = no reporting limit
Qual = qualifier
RDX = hexahydro-1,3,5-trinitro-1,3,5-triazine
RL = reporting limit
U = nondetect

TABLE E.1.1-61
CORNHUSKER ARMY AMMUNITION PLANT
WELL G0098-EXPLOSIVES

FIELD ID			G0098			G0098			G0098		
METHOD	Maximum	Detection	SW846 M8330			SW846 M8330			SW846 M8330		
COLLECT DATE	Detection	Frequency	8/15/2014			3/18/2013			3/14/2012		
			Result	LOQ	Qual	Result	RL	Qual	Result	RL	Qual
EXPLOSIVES (µg/L)											
1,3,5-Trinitrobenzene	0.97	1 / 7	<	1	U	<	0.8	U	0.97	0.8	
1,3-Dinitrobenzene	-	0 / 7	<	0.42	U	<	0.8	U	<	0.8	U
2,4,6-Trinitrotoluene	25.4	2 / 7	<	0.42	U	<	0.8	U	25.4	0.8	
2,4-Dinitrotoluene	-	0 / 7	<	0.42	U	<	0.8	U	<	0.8	U
2,6-Dinitrotoluene	1.6 J	3 / 7	<	0.21	U	<	0.8	U	1.6	0.8	J
2-Amino-4,6-dinitrotoluene	15.7	2 / 7	<	0.21	J	1.4	0.8	J	15.7	0.8	
2-Nitrotoluene	-	0 / 7	<	0.42	U	<	0.8	U	<	0.8	U
3-Nitrotoluene	-	0 / 7	<	0.42	U	<	0.8	U	<	0.8	U
4-Amino-2,6-dinitrotoluene	75.2	2 / 7	<	0.21	J	2.6	1.4	J	75.2	7.2	
4-Nitrotoluene	-	0 / 7	<	1	U	<	0.8	U	<	0.8	U
HMX	95.6 J	5 / 7	<	0.42	J	24.7	0.8	J	95.6	4	J
MNX	14.9	3 / 7	<	2.1	J	3.7	0.8	J	14.9	0.8	
Nitrobenzene	-	0 / 7	<	0.42	U	<	0.8	U	<	0.8	U
RDX	302	4 / 7	<	0.21	J	32.2	0.8	J	302	4	
Tetryl	-	0 / 7	<	0.25	U	<	1.6	U	<	0.8	U

Notes:
< = less than reporting limit
µg/L = micrograms per liter
HMX = octahydro-1,3,5,7-tetranitro-1,3,5,7-tetrazocine
ID = identification number
J = estimated
LOQ = limit of quantifications
MNX = mono-nitroso-RDX
NA = not analyzed
NRL = no reporting limit
Qual = qualifier
RDX = hexahydro-1,3,5-trinitro-1,3,5-triazine
RL = reporting limit
U = nondetect

TABLE E.1.1-62
CORNHUSKER ARMY AMMUNITION PLANT
WELL G0099-EXPLOSIVES

FIELD ID			G0099					G0099					G0099					G0099				
METHOD	Maximum	Detection	SW846 M8330					SW846 M8330					SW846 M8330					SW846 M8330				
COLLECT DATE	Detection	Frequency	3/23/2018					3/30/2017					8/11/2016					8/13/2015				
			Result	Qual	DL	LOD	LOQ	Result	Qual	DL	LOD	LOQ	Result	DL	LOD	LOQ	Qual	Result	DL	LOD	LOQ	Qual
EXPLOSIVES (µg/L)																						
1,3,5-Trinitrobenzene	0.033 J	1 / 7	0.033	J	0.031	0.1	0.15	<	UJ	0.032	0.1	0.16	<	0.22	0.43	1.1	U	<	0.21	0.43	1.1	U
1,3-Dinitrobenzene	-	0 / 7	<	U	0.05	0.1	0.15	<	UJ	0.052	0.1	0.16	<	0.096	0.22	0.43	U	<	0.095	0.21	0.43	U
2,4,6-Trinitrotoluene	17.6 J	1 / 7	<	U	0.05	0.1	0.15	<	UJ	0.052	0.1	0.16	<	0.078	0.22	0.43	U	<	0.077	0.21	0.43	U
2,4-Dinitrotoluene	-	0 / 7	<	U	0.05	0.1	0.13	<	UJ	0.052	0.1	0.13	<	0.090	0.22	0.43	U	<	0.089	0.21	0.43	U
2,6-Dinitrotoluene	0.35 J	1 / 7	<	U	0.05	0.1	0.13	0.35	J	0.052	0.1	0.13	<	0.070	0.22	0.22	U	<	0.069	0.21	0.21	U
2-Amino-4,6-dinitrotoluene	0.78 J	2 / 7	<	U	0.03	0.1	0.15	<	UJ	0.031	0.1	0.16	0.22	0.055	0.13	0.22	J	<	0.054	0.13	0.21	U
2-Nitrotoluene	-	0 / 7	<	U	0.089	0.2	0.5	<	UJ	0.091	0.21	0.52	<	0.092	0.22	0.43	U	<	0.091	0.21	0.43	U
3-Nitrotoluene	-	0 / 7	<	U	0.058	0.2	0.5	<	UJ	0.059	0.21	0.52	<	0.090	0.22	0.43	U	<	0.089	0.21	0.43	U
4-Amino-2,6-dinitrotoluene	2.1 J	1 / 7	<	U	0.05	0.1	0.15	<	UJ	0.052	0.1	0.16	<	0.062	0.13	0.22	U	<	0.061	0.13	0.21	U
4-Nitrotoluene	-	0 / 7	<	U	0.089	0.2	0.5	<	UJ	0.091	0.21	0.52	<	0.22	0.43	1.1	U	<	0.21	0.43	1.1	U
HMX	27 J	3 / 7	1.2	J	0.028	0.1	0.15	3.4	J	0.037	0.1	0.16	<	0.094	0.22	0.43	U	<	0.093	0.21	0.43	U
MNX	0.48 J	2 / 7	0.48	J	0.036	0.1	0.5	0.21	J	0.029	0.1	0.52	<	0.39	0.39	2.2	U	<	0.38	0.38	2.1	U
Nitrobenzene	-	0 / 7	<	U	0.05	0.1	0.15	<	UJ	0.052	0.1	0.16	<	0.098	0.22	0.43	U	<	0.10	0.21	0.43	U
RDX	183 J	6 / 7	1.7		0.036	0.1	0.15	1.3	J	0.037	0.1	0.16	3.1	0.056	0.13	0.22		0.21	0.056	0.13	0.21	J
Tetryl	-	0 / 7	<	U	0.05	0.1	0.15	<	UJ	0.052	0.1	0.16	<	0.085	0.22	0.26	U	<	0.085	0.21	0.26	U

Notes:
< = less than reporting limit
µg/L = micrograms per liter
HMX = octahydro-1,3,5,7-tetranitro-1,3,5,7-tetrazocine
ID = identification number
J = estimated
LOQ = limit of quantifications
MNX = mono-nitroso-RDX
NA = not analyzed
NRL = no reporting limit
Qual = qualifier
RDX = hexahydro-1,3,5-trinitro-1,3,5-triazine
RL = reporting limit
U = nondetect

TABLE E.1.1-62
CORNHUSKER ARMY AMMUNITION PLANT
WELL G0099-EXPLOSIVES

FIELD ID			G0099			G0099			G0099		
METHOD	Maximum	Detection	SW846 M8330			SW846 M8330			SW846 M8330		
COLLECT DATE	Detection	Frequency	8/13/2014			3/21/2013			3/14/2012		
			Result	LOQ	Qual	Result	RL	Qual	Result	RL	Qual
EXPLOSIVES (µg/L)											
1,3,5-Trinitrobenzene	0.033 J	1 / 7	<	1	U	<	0.8	U	<	0.8	UJ
1,3-Dinitrobenzene	-	0 / 7	<	0.42	U	<	0.8	U	<	0.8	UJ
2,4,6-Trinitrotoluene	17.6 J	1 / 7	<	0.42	U	<	0.8	U	17.6	0.8	J
2,4-Dinitrotoluene	-	0 / 7	<	0.42	U	<	0.8	U	<	0.8	UJ
2,6-Dinitrotoluene	0.35 J	1 / 7	<	0.21	U	<	0.8	U	<	0.8	UJ
2-Amino-4,6-dinitrotoluene	0.78 J	2 / 7	<	0.21	U	<	0.8	U	0.78	0.8	J
2-Nitrotoluene	-	0 / 7	<	0.42	U	<	0.8	U	<	0.8	UJ
3-Nitrotoluene	-	0 / 7	<	0.42	U	<	0.8	U	<	0.8	UJ
4-Amino-2,6-dinitrotoluene	2.1 J	1 / 7	<	0.21	U	<	1.4	U	2.1	1.4	J
4-Nitrotoluene	-	0 / 7	<	1	U	<	0.8	U	<	0.8	UJ
HMX	27 J	3 / 7	<	0.42	U	<	0.8	U	27	0.8	J
MNX	0.48 J	2 / 7	<	2.1	U	<	0.8	U	<	0.8	UJ
Nitrobenzene	-	0 / 7	<	0.42	U	<	0.8	U	<	0.8	UJ
RDX	183 J	6 / 7	<	0.21	U	2.2	0.8	J	183	8	J
Tetryl	-	0 / 7	<	0.25	U	<	1.6	U	<	0.8	UJ

Notes:
< = less than reporting limit
µg/L = micrograms per liter
HMX = octahydro-1,3,5,7-tetranitro-1,3,5,7-tetrazocine
ID = identification number
J = estimated
LOQ = limit of quantifications
MNX = mono-nitroso-RDX
NA = not analyzed
NRL = no reporting limit
Qual = qualifier
RDX = hexahydro-1,3,5-trinitro-1,3,5-triazine
RL = reporting limit
U = nondetect

TABLE E.1.1-63
CORNHUSKER ARMY AMMUNITION PLANT
WELL G0100-EXPLOSIVES

FIELD ID			G0100					G0100					G0100					G0100				
METHOD	Maximum	Detection	SW846 M8330					SW846 M8330					SW846 M8330					SW846 M8330				
COLLECT DATE	Detection	Frequency	3/15/2018					3/27/2017					8/4/2016					8/7/2015				
			Result	Qual	DL	LOD	LOQ	Result	Qual	DL	LOD	LOQ	Result	DL	LOD	LOQ	Qual	Result	DL	LOD	LOQ	Qual
EXPLOSIVES (µg/L)																						
1,3,5-Trinitrobenzene	121 J	6 / 7	0.37	J	0.032	0.1	0.15	2.1		0.033	0.11	0.16	2.8	0.22	0.44	1.1		1.5	0.23	0.5	1.1	
1,3-Dinitrobenzene	-	0 / 7	<	U	0.051	0.1	0.15	<	U	0.053	0.11	0.16	<	0.097	0.22	0.44	U	<	0.10	0.23	0.46	U
2,4,6-Trinitrotoluene	35.9 J	6 / 7	<	U	0.051	0.1	0.15	0.32	J	0.053	0.11	0.16	1.1	0.079	0.22	0.44		0.82	0.082	0.23	0.46	J
2,4-Dinitrotoluene	0.33 J	2 / 7	<	U	0.051	0.1	0.13	<	U	0.053	0.11	0.14	0.17	0.092	0.22	0.44	J	<	0.095	0.23	0.46	UJ
2,6-Dinitrotoluene	-	0 / 7	<	U	0.051	0.1	0.13	<	U	0.053	0.11	0.14	<	0.070	0.22	0.22	U	<	0.073	0.23	0.23	UJ
2-Amino-4,6-dinitrotoluene	10.7	6 / 7	<	U	0.031	0.1	0.15	0.8		0.032	0.11	0.16	2.3	0.055	0.13	0.22		3.6	0.058	0.14	0.23	J
2-Nitrotoluene	-	0 / 7	<	U	0.09	0.2	0.51	<	U	0.094	0.21	0.53	<	0.093	0.22	0.44	U	<	0.097	0.23	0.46	UJ
3-Nitrotoluene	-	0 / 7	<	U	0.058	0.2	0.51	<	U	0.061	0.21	0.53	<	0.091	0.22	0.44	U	<	0.095	0.23	0.46	UJ
4-Amino-2,6-dinitrotoluene	18.3 J	5 / 7	<	U	0.051	0.1	0.15	0.33		0.053	0.11	0.16	<	0.063	0.13	0.22	U	2.4	0.066	0.14	0.23	J
4-Nitrotoluene	-	0 / 7	<	U	0.09	0.2	0.51	<	U	0.094	0.21	0.53	<	0.22	0.44	1.1	U	<	0.23	0.46	1.1	UJ
HMX	12.1	4 / 7	<	UJ	0.029	1	1.5	<	U	0.038	0.11	0.16	1.2	0.096	0.22	0.44	J	1.6	0.10	0.23	0.46	J
MNX	4.5 J	4 / 7	<	U	0.37	0.1	0.51	<	U	0.03	0.11	0.53	4.5	0.39		2.2	J	0.51	0.41	0.41	2.3	J
Nitrobenzene	-	0 / 7	<	U	0.051	0.1	0.15	<	U	0.053	0.11	0.16	<	0.099	0.22	0.44	U	<	0.10	0.23	0.46	U
RDX	7.2 J	5 / 7	<	U	0.037	0.1	0.15	0.93		0.038	0.11	0.16	<	0.057	0.13	0.22	U	0.65	0.060	0.14	0.23	J
Tetryl	-	0 / 7	<	U	0.051	0.1	0.15	<	U	0.053	0.11	0.16	<	0.087	0.22	0.26	U	<	0.090	0.23	0.27	U

Notes:
< = less than reporting limit
µg/L = micrograms per liter
HMX = octahydro-1,3,5,7-tetranitro-1,3,5,7-tetrazocine
ID = identification number
J = estimated
LOQ = limit of quantifications
MNX = mono-nitroso-RDX
NA = not analyzed
NRL = no reporting limit
Qual = qualifier
RDX = hexahydro-1,3,5-trinitro-1,3,5-triazine
RL = reporting limit
U = nondetect

TABLE E.1.1-63
CORNHUSKER ARMY AMMUNITION PLANT
WELL G0100-EXPLOSIVES

FIELD ID			G0100			G0100			G0100		
METHOD	Maximum	Detection	SW846 M8330			SW846 M8330			SW846 M8330		
COLLECT DATE	Detection	Frequency	8/11/2014			3/19/2013			3/15/2012		
			Result	LOQ	Qual	Result	RL	Qual	Result	RL	Qual
EXPLOSIVES (µg/L)											
1,3,5-Trinitrobenzene	121 J	6 / 7	<	1.1	U	65.6	0.8		121	8	J
1,3-Dinitrobenzene	-	0 / 7	<	0.42	U	<	0.8	U	<	0.8	UJ
2,4,6-Trinitrotoluene	35.9 J	6 / 7	0.2	0.42	J	23.6	0.8		35.9	8	J
2,4-Dinitrotoluene	0.33 J	2 / 7	0.33	0.42	J	<	0.8	U	<	0.8	UJ
2,6-Dinitrotoluene	-	0 / 7	<	0.21	U	<	0.8	U	<	0.8	UJ
2-Amino-4,6-dinitrotoluene	10.7	6 / 7	2.2	0.21	J	10.7	0.8		8.8	0.8	J
2-Nitrotoluene	-	0 / 7	<	0.42	U	<	0.8	U	<	0.8	UJ
3-Nitrotoluene	-	0 / 7	<	0.42	U	<	0.8	U	<	0.8	UJ
4-Amino-2,6-dinitrotoluene	18.3 J	5 / 7	2.3	0.21	J	12.4	1.4		18.3	1.4	J
4-Nitrotoluene	-	0 / 7	<	1.1	U	<	0.8	U	<	0.8	UJ
HMX	12.1	4 / 7	<	0.42	U	12.1	0.8		2.7	0.8	J
MNX	4.5 J	4 / 7	1	2.1	J	<	0.8	U	0.5	0.8	J
Nitrobenzene	-	0 / 7	<	0.42	U	<	0.8	U	<	0.8	UJ
RDX	7.2 J	5 / 7	0.24	0.21	J	3.2	0.8		7.2	0.8	J
Tetryl	-	0 / 7	<	0.25	U	<	1.6	U	<	0.8	UJ

Notes:
< = less than reporting limit
µg/L = micrograms per liter
HMX = octahydro-1,3,5,7-tetranitro-1,3,5,7-tetrazocine
ID = identification number
J = estimated
LOQ = limit of quantifications
MNX = mono-nitroso-RDX
NA = not analyzed
NRL = no reporting limit
Qual = qualifier
RDX = hexahydro-1,3,5-trinitro-1,3,5-triazine
RL = reporting limit
U = nondetect

TABLE E.1.1-64
CORNHUSKER ARMY AMMUNITION PLANT
WELL G0101-EXPLOSIVES

FIELD ID			G0101					G0101					G0101					G0101				
METHOD	Maximum	Detection	SW846 M8330					SW846 M8330					SW846 M8330					SW846 M8330				
COLLECT DATE	Detection	Frequency	3/15/2018					3/27/2017					8/4/2016					8/6/2015				
			Result	Qual	DL	LOD	LOQ	Result	Qual	DL	LOD	LOQ	Result	DL	LOD	LOQ	Qual	Result	DL	LOD	LOQ	Qual
EXPLOSIVES (µg/L)																						
1,3,5-Trinitrobenzene	28 J	6 / 7	0.24	J	0.032	0.1	0.15	0.16	J	0.032	0.1	0.15	<	0.22	0.44	1.1	U	0.40	0.22	0.45	1.1	J
1,3-Dinitrobenzene	-	0 / 7	<	UJ	0.052	0.1	0.15	<	U	0.052	0.1	0.15	<	0.097	0.22	0.44	U	<	0.099	0.22	0.45	U
2,4,6-Trinitrotoluene	42.2 J	4 / 7	<	UJ	0.052	0.1	0.15	<	U	0.052	0.1	0.15	<	0.079	0.22	0.44	U	0.26	0.081	0.22	0.45	J
2,4-Dinitrotoluene	0.22 J	1 / 7	<	UJ	0.052	0.1	0.13	<	U	0.052	0.1	0.13	<	0.091	0.22	0.44	U	<	0.093	0.22	0.45	U
2,6-Dinitrotoluene	-	0 / 7	<	UJ	0.052	0.1	0.13	<	U	0.052	0.1	0.13	<	0.070	0.22	0.22	U	<	0.072	0.22	0.22	U
2-Amino-4,6-dinitrotoluene	15.1 J	6 / 7	0.4	J	0.031	0.1	0.15	<	U	0.031	0.1	0.15	0.56	0.055	0.13	0.22		0.88	0.057	0.13	0.22	J
2-Nitrotoluene	-	0 / 7	<	UJ	0.091	0.21	0.52	<	U	0.091	0.21	0.52	<	0.093	0.22	0.44	U	<	0.095	0.22	0.45	U
3-Nitrotoluene	-	0 / 7	<	UJ	0.059	0.21	0.52	<	U	0.059	0.21	0.52	<	0.091	0.22	0.44	U	<	0.093	0.22	0.45	U
4-Amino-2,6-dinitrotoluene	16.2 J	6 / 7	0.81	J	0.052	0.1	0.15	0.61		0.052	0.1	0.15	2.6	0.063	0.13	0.22	J	2.2	0.064	0.13	0.22	J
4-Nitrotoluene	-	0 / 7	<	UJ	0.091	0.21	0.52	<	U	0.091	0.21	0.52	<	0.22	0.44	1.1	U	<	0.22	0.22	1.1	U
HMX	9.3 J	5 / 7	2.2	J	0.029	0.1	0.15	2.8		0.037	0.1	0.15	3.9	0.096	0.22	0.44	J	1.1	0.098	0.2	0.45	J
MNX	0.66 J	3 / 7	<	UJ	0.037	0.1	0.52	0.26	J	0.029	0.1	0.52	<	0.39	0.39	2.2	U	<	0.40	0.40	2.2	U
Nitrobenzene	0.096 J	1 / 7	0.096	J	0.052	0.1	0.15	<	U	0.052	0.1	0.15	<	0.099	0.22	0.44	U	<	0.10	0.22	0.45	U
RDX	7.6 J	6 / 7	1.1	J	0.037	0.1	0.15	1.3		0.037	0.1	0.15	1.6	0.057	0.13	0.22		0.86	0.058	0.13	0.22	J
Tetryl	-	0 / 7	<	UJ	0.052	0.1	0.15	<	U	0.052	0.1	0.15	<	0.087	0.22	0.26	U	<	0.088	0.22	0.27	U

Notes:
< = less than reporting limit
µg/L = micrograms per liter
HMX = octahydro-1,3,5,7-tetranitro-1,3,5,7-tetrazocine
ID = identification number
J = estimated
LOQ = limit of quantifications
MNX = mono-nitroso-RDX
NA = not analyzed
NRL = no reporting limit
Qual = qualifier
RDX = hexahydro-1,3,5-trinitro-1,3,5-triazine
RL = reporting limit
U = nondetect

TABLE E.1.1-64
CORNHUSKER ARMY AMMUNITION PLANT
WELL G0101-EXPLOSIVES

FIELD ID			G0101			G0101			G0101		
METHOD	Maximum	Detection	SW846 M8330			SW846 M8330			SW846 M8330		
COLLECT DATE	Detection	Frequency	8/11/2014			3/19/2013			3/15/2012		
			Result	LOQ	Qual	Result	RL	Qual	Result	RL	Qual
EXPLOSIVES (µg/L)											
1,3,5-Trinitrobenzene	28 J	6 / 7	0.24	1	J	1.9	0.8	J	28	0.8	J
1,3-Dinitrobenzene	-	0 / 7	<	0.42	U	<	0.8	U	<	0.8	UJ
2,4,6-Trinitrotoluene	42.2 J	4 / 7	0.23	0.42	J	5.6	0.8	J	42.2	0.8	J
2,4-Dinitrotoluene	0.22 J	1 / 7	<	0.42	U	<	0.8	U	0.22	0.8	J
2,6-Dinitrotoluene	-	0 / 7	<	0.21	U	<	0.8	U	<	0.8	UJ
2-Amino-4,6-dinitrotoluene	15.1 J	6 / 7	0.13	0.21	J	7.9	0.8	J	15.1	0.8	J
2-Nitrotoluene	-	0 / 7	<	0.42	U	<	0.8	U	<	0.8	UJ
3-Nitrotoluene	-	0 / 7	<	0.42	U	<	0.8	U	<	0.8	UJ
4-Amino-2,6-dinitrotoluene	16.2 J	6 / 7	<	0.21	U	10.4	1.4	J	16.2	1.4	J
4-Nitrotoluene	-	0 / 7	<	1	U	<	0.8	U	<	0.8	UJ
HMX	9.3 J	5 / 7	<	0.42	U	<	0.8	U	9.3	0.8	J
MNX	0.66 J	3 / 7	0.66	2.1	J	<	0.8	U	0.28	0.8	J
Nitrobenzene	0.096 J	1 / 7	<	0.42	U	<	0.8	U	<	0.8	UJ
RDX	7.6 J	6 / 7	<	0.21	U	2.4	0.8	J	7.6	0.8	J
Tetryl	-	0 / 7	<	0.25	U	<	1.6	U	<	0.8	UJ

Notes:
< = less than reporting limit
µg/L = micrograms per liter
HMX = octahydro-1,3,5,7-tetranitro-1,3,5,7-tetrazocine
ID = identification number
J = estimated
LOQ = limit of quantifications
MNX = mono-nitroso-RDX
NA = not analyzed
NRL = no reporting limit
Qual = qualifier
RDX = hexahydro-1,3,5-trinitro-1,3,5-triazine
RL = reporting limit
U = nondetect

TABLE E.1.1-65
CORNHUSKER ARMY AMMUNITION PLANT
WELL G0102-EXPLOSIVES

FIELD ID			G0102					G0102					G0102					G0102				
METHOD	Maximum	Detection	SW846 M8330					SW846 M8330					SW846 M8330					SW846 M8330				
COLLECT DATE	Detection	Frequency	3/13/2018					3/22/2017					8/12/2016					8/4/2015				
			Result	Qual	DL	LOD	LOQ	Result	Qual	DL	LOD	LOQ	Result	DL	LOD	LOQ	Qual	Result	DL	LOD	LOQ	Qual
EXPLOSIVES (µg/L)																						
1,3,5-Trinitrobenzene	-	0 / 6	<	U	0.032	0.01	0.02	<	U	0.032	0.1	0.15	<	0.22	0.44	1.1	U	<	0.21	0.43	1.1	U
1,3-Dinitrobenzene	-	0 / 6	<	U	0.052	0.01	0.02	<	U	0.051	0.1	0.15	<	0.098	0.22	0.44	U	<	0.095	0.21	0.43	U
2,4,6-Trinitrotoluene	-	0 / 6	<	U	0.052	0.01	0.02	<	U	0.051	0.1	0.15	<	0.080	0.22	0.44	U	<	0.077	0.21	0.43	U
2,4-Dinitrotoluene	-	0 / 6	<	U	0.052	0.01	0.01	<	U	0.051	0.1	0.13	<	0.093	0.22	0.44	UJ	<	0.090	0.21	0.43	U
2,6-Dinitrotoluene	-	0 / 6	<	U	0.052	0.01	0.01	<	U	0.051	0.1	0.13	<	0.072	0.22	0.22	UJ	<	0.069	0.21	0.21	U
2-Amino-4,6-dinitrotoluene	-	0 / 6	<	U	0.031	0.01	0.02	<	U	0.031	0.1	0.15	<	0.056	0.13	0.22	UJ	<	0.054	0.13	0.21	U
2-Nitrotoluene	-	0 / 6	<	U	0.092	0.02	0.05	<	U	0.091	0.21	0.51	<	0.095	0.22	0.44	UJ	<	0.091	0.21	0.43	U
3-Nitrotoluene	-	0 / 6	<	U	0.06	0.02	0.05	<	U	0.059	0.21	0.51	<	0.093	0.22	0.44	UJ	<	0.089	0.21	0.43	U
4-Amino-2,6-dinitrotoluene	-	0 / 6	<	U	0.052	0.01	0.02	<	U	0.051	0.1	0.15	<	0.064	0.13	0.22	U	<	0.062	0.13	0.21	U
4-Nitrotoluene	-	0 / 6	<	U	0.092	0.02	0.05	<	U	0.091	0.21	0.51	<	0.22	0.44	1.1	UJ	<	0.21	0.43	1.1	U
HMX	-	0 / 6	<	U	0.029	0.01	0.02	<	U	0.037	0.1	0.15	<	0.097	0.22	0.44	U	<	0.094	0.21	0.43	U
MNX	-	0 / 6	<	U	0.038	0.01	0.05	<	U	0.029	0.1	0.51	<	0.40	0.40	2.2	U	<	0.38	0.38	2.1	U
Nitrobenzene	-	0 / 6	<	U	0.052	0.01	0.02	<	U	0.051	0.1	0.15	<	0.10	0.22	0.44	U	<	0.097	0.21	0.43	U
RDX	0.87	2 / 6	<	U	0.038	0.01	0.02	<	U	0.037	0.1	0.15	0.47	0.058	0.13	0.22		0.87	0.056	0.13	0.21	
Tetryl	-	0 / 6	<	U	0.052	0.01	0.02	<	U	0.051	0.1	0.15	<	0.088	0.22	0.27	U	<	0.085	0.21	0.26	U

Notes:
< = less than reporting limit
µg/L = micrograms per liter
HMX = octahydro-1,3,5,7-tetranitro-1,3,5,7-tetrazocine
ID = identification number
J = estimated
LOQ = limit of quantifications
MNX = mono-nitroso-RDX
NA = not analyzed
NRL = no reporting limit
Qual = qualifier
RDX = hexahydro-1,3,5-trinitro-1,3,5-triazine
RL = reporting limit
U = nondetect

TABLE E.1.1-65
CORNHUSKER ARMY AMMUNITION PLANT
WELL G0102-EXPLOSIVES

FIELD ID			G0102			G0102		
METHOD	Maximum	Detection	SW846 M8330			SW846 M8330		
COLLECT DATE	Detection	Frequency	8/18/2014			3/12/2013		
			Result	LOQ	Qual	Result	RL	Qual
EXPLOSIVES (µg/L)								
1,3,5-Trinitrobenzene	-	0 / 6	<	1	U	<	0.8	U
1,3-Dinitrobenzene	-	0 / 6	<	0.41	U	<	0.8	U
2,4,6-Trinitrotoluene	-	0 / 6	<	0.41	U	<	0.8	U
2,4-Dinitrotoluene	-	0 / 6	<	0.41	U	<	0.8	U
2,6-Dinitrotoluene	-	0 / 6	<	0.21	U	<	0.8	U
2-Amino-4,6-dinitrotoluene	-	0 / 6	<	0.21	U	<	0.8	U
2-Nitrotoluene	-	0 / 6	<	0.42	U	<	0.8	U
3-Nitrotoluene	-	0 / 6	<	0.42	U	<	0.8	U
4-Amino-2,6-dinitrotoluene	-	0 / 6	<	0.21	U	<	1.4	U
4-Nitrotoluene	-	0 / 6	<	1.1	U	<	0.8	U
HMX	-	0 / 6	<	0.42	U	<	0.8	U
MNX	-	0 / 6	<	2.2	U	<	0.8	U
Nitrobenzene	-	0 / 6	<	0.41	U	<	0.8	U
RDX	0.87	2 / 6	<	0.21	U	<	0.8	U
Tetryl	-	0 / 6	<	0.25	U	<	1.6	U

Notes:
< = less than reporting limit
µg/L = micrograms per liter
HMX = octahydro-1,3,5,7-tetranitro-1,3,5,7-tetrazocine
ID = identification number
J = estimated
LOQ = limit of quantifications
MNX = mono-nitroso-RDX
NA = not analyzed
NRL = no reporting limit
Qual = qualifier
RDX = hexahydro-1,3,5-trinitro-1,3,5-triazine
RL = reporting limit
U = nondetect

TABLE E.1.1-66
CORNHUSKER ARMY AMMUNITION PLANT
WELL G0103-EXPLOSIVES

FIELD ID			G0103					G0103					G0103					G0103				
METHOD	Maximum	Detection	SW846 M8330					SW846 M8330					SW846 M8330					SW846 M8330				
COLLECT DATE	Detection	Frequency	3/13/2018					3/23/2017					8/8/2016					8/4/2015				
			Result	Qual	DL	LOD	LOQ	Result	Qual	DL	LOD	LOQ	Result	DL	LOD	LOQ	Qual	Result	DL	LOD	LOQ	Qual
EXPLOSIVES (µg/L)																						
1,3,5-Trinitrobenzene	-	0 / 6	<	UJ	0.032	0.01	0.02	<	UJ	0.033	0.11	0.16	<	0.21	0.42	1.1	U	<	0.46	0.91	2.3	UJ
1,3-Dinitrobenzene	-	0 / 6	<	UJ	0.052	0.01	0.02	<	UJ	0.054	0.11	0.16	<	0.094	0.21	0.42	U	<	0.20	0.46	0.91	UJ
2,4,6-Trinitrotoluene	-	0 / 6	<	UJ	0.052	0.01	0.02	<	UJ	0.054	0.11	0.16	<	0.077	0.21	0.42	U	<	0.17	0.46	0.91	UJ
2,4-Dinitrotoluene	-	0 / 6	<	UJ	0.052	0.01	0.01	<	UJ	0.054	0.11	0.14	<	0.089	0.21	0.42	U	<	0.19	0.46	0.91	UJ
2,6-Dinitrotoluene	-	0 / 6	<	UJ	0.052	0.01	0.01	<	UJ	0.054	0.11	0.14	<	0.068	0.21	0.21	U	<	0.15	0.46	0.46	UJ
2-Amino-4,6-dinitrotoluene	0.2 J	2 / 6	<	UJ	0.031	0.01	0.02	0.12	J	0.032	0.11	0.16	<	0.054	0.13	0.21	U	<	0.12	0.27	0.46	UJ
2-Nitrotoluene	-	0 / 6	<	UJ	0.092	0.02	0.05	<	UJ	0.094	0.21	0.54	<	0.090	0.21	0.42	U	<	0.20	0.46	0.91	UJ
3-Nitrotoluene	0.57 J	1 / 6	<	UJ	0.06	0.02	0.05	<	UJ	0.061	0.21	0.54	<	0.088	0.21	0.42	U	<	0.19	0.46	0.91	UJ
4-Amino-2,6-dinitrotoluene	0.6 J	2 / 6	0.19	J	0.052	0.01	0.02	0.6	J	0.054	0.11	0.16	<	0.061	0.13	0.21	U	<	0.13	0.27	0.46	UJ
4-Nitrotoluene	-	0 / 6	<	UJ	0.092	0.02	0.05	<	UJ	0.094	0.21	0.54	<	0.21	0.42	1.1	U	<	0.46	0.91	2.3	UJ
HMX	18.3	1 / 6	<	UJ	0.029	0.01	0.02	<	UJ	0.039	0.11	0.16	<	0.093	0.21	0.42	U	<	0.20	0.46	0.91	UJ
MNX	7.2	1 / 6	<	UJ	0.038	0.01	0.05	<	UJ	0.03	0.11	0.54	<	0.38	0.38	2.1	U	<	0.82	0.82	2.1	UJ
Nitrobenzene	-	0 / 6	<	UJ	0.052	0.01	0.02	<	UJ	0.054	0.11	0.16	<	0.096	0.21	0.42	U	<	0.21	0.46	0.91	UJ
RDX	1.7	1 / 6	<	UJ	0.038	0.01	0.02	<	UJ	0.039	0.11	0.16	<	0.055	0.13	0.21	U	<	0.12	0.27	0.46	UJ
Tetryl	-	0 / 6	<	UJ	0.052	0.01	0.02	<	UJ	0.054	0.11	0.16	<	0.084	0.21	0.25	U	<	0.18	0.46	0.55	UJ

Notes:
< = less than reporting limit
µg/L = micrograms per liter
HMX = octahydro-1,3,5,7-tetranitro-1,3,5,7-tetrazocine
ID = identification number
J = estimated
LOQ = limit of quantifications
MNX = mono-nitroso-RDX
NA = not analyzed
NRL = no reporting limit
Qual = qualifier
RDX = hexahydro-1,3,5-trinitro-1,3,5-triazine
RL = reporting limit
U = nondetect

TABLE E.1.1-66
CORNHUSKER ARMY AMMUNITION PLANT
WELL G0103-EXPLOSIVES

FIELD ID			G0103			G0103		
METHOD	Maximum	Detection	SW846 M8330			SW846 M8330		
COLLECT DATE	Detection	Frequency	8/18/2014			3/21/2013		
			Result	LOQ	Qual	Result	RL	Qual
EXPLOSIVES (µg/L)								
1,3,5-Trinitrobenzene	-	0 / 6	<	1	U	<	0.8	U
1,3-Dinitrobenzene	-	0 / 6	<	0.41	U	<	0.8	U
2,4,6-Trinitrotoluene	-	0 / 6	<	0.41	U	<	0.8	U
2,4-Dinitrotoluene	-	0 / 6	<	0.41	U	<	0.8	U
2,6-Dinitrotoluene	-	0 / 6	<	0.21	U	<	0.8	U
2-Amino-4,6-dinitrotoluene	0.2 J	2 / 6	0.2	0.21	J	<	0.8	U
2-Nitrotoluene	-	0 / 6	<	0.42	U	<	0.8	U
3-Nitrotoluene	0.57 J	1 / 6	0.57	0.42	J	<	0.8	U
4-Amino-2,6-dinitrotoluene	0.6 J	2 / 6	<	0.21	U	<	1.4	U
4-Nitrotoluene	-	0 / 6	<	1.1	U	<	0.8	U
HMX	18.3	1 / 6	<	0.42	U	18.3	0.8	
MNX	7.2	1 / 6	7.2	2.2		<	0.8	U
Nitrobenzene	-	0 / 6	<	0.41	U	<	0.8	U
RDX	1.7	1 / 6	<	0.21	U	1.7	0.8	
Tetryl	-	0 / 6	<	0.25	U	<	1.6	U

Notes:
< = less than reporting limit
µg/L = micrograms per liter
HMX = octahydro-1,3,5,7-tetranitro-1,3,5,7-tetrazocine
ID = identification number
J = estimated
LOQ = limit of quantifications
MNX = mono-nitroso-RDX
NA = not analyzed
NRL = no reporting limit
Qual = qualifier
RDX = hexahydro-1,3,5-trinitro-1,3,5-triazine
RL = reporting limit
U = nondetect

TABLE E.1.1-67
CORNHUSKER ARMY AMMUNITION PLANT
WELL G0104-EXPLOSIVES

FIELD ID			G0104					G0104					G0104					G0104				
METHOD	Maximum	Detection	SW846 M8330					SW846 M8330					SW846 M8330					SW846 M8330				
COLLECT DATE	Detection	Frequency	3/13/2018					3/23/2017					8/12/2016					8/5/2015				
			Result	Qual	DL	LOD	LOQ	Result	Qual	DL	LOD	LOQ	Result	DL	LOD	LOQ	Qual	Result	DL	LOD	LOQ	Qual
EXPLOSIVES (µg/L)																						
1,3,5-Trinitrobenzene	-	0 / 6	<	UJ	0.033	0.01	0.02	<	U	0.033	0.11	0.16	<	0.22	0.44	1.1	U	<	0.21	0.42	1.0	U
1,3-Dinitrobenzene	-	0 / 6	<	UJ	0.053	0.01	0.02	<	U	0.054	0.11	0.16	<	0.097	0.22	0.44	U	<	0.093	0.21	0.42	U
2,4,6-Trinitrotoluene	-	0 / 6	<	UJ	0.053	0.01	0.02	<	U	0.054	0.11	0.16	<	0.079	0.22	0.44	U	<	0.076	0.21	0.42	U
2,4-Dinitrotoluene	-	0 / 6	<	UJ	0.053	0.01	0.01	<	U	0.054	0.11	0.14	<	0.092	0.22	0.44	U	<	0.088	0.21	0.42	U
2,6-Dinitrotoluene	0.16 J	1 / 6	0.16	J	0.053	0.01	0.01	<	U	0.054	0.11	0.14	<	0.071	0.22	0.22	U	<	0.068	0.21	0.21	U
2-Amino-4,6-dinitrotoluene	-	0 / 6	<	UJ	0.032	0.01	0.02	<	U	0.032	0.11	0.16	<	0.055	0.13	0.22	U	<	0.053	0.13	0.21	U
2-Nitrotoluene	0.15 J	1 / 6	<	UJ	0.093	0.02	0.05	<	U	0.095	0.22	0.54	0.15	0.094	0.22	0.44	J	<	0.090	0.21	0.42	U
3-Nitrotoluene	-	0 / 6	<	UJ	0.06	0.02	0.05	<	U	0.061	0.22	0.54	<	0.091	0.22	0.44	U	<	0.088	0.21	0.42	U
4-Amino-2,6-dinitrotoluene	-	0 / 6	<	UJ	0.053	0.01	0.02	<	U	0.054	0.11	0.16	<	0.063	0.13	0.22	U	<	0.061	0.13	0.21	U
4-Nitrotoluene	-	0 / 6	<	UJ	0.093	0.02	0.05	<	U	0.095	0.22	0.54	<	0.22	0.44	1.1	U	<	0.21	0.42	1.0	U
HMX	13.3	2 / 6	<	UJ	0.03	0.01	0.02	<	U	0.039	0.11	0.16	<	0.096	0.22	0.44	U	<	0.092	0.21	0.42	U
MNX	14.1	2 / 6	<	UJ	0.038	0.01	0.05	<	U	0.03	0.11	0.54	0.62	0.39		2.2	J	<	0.38	0.38	2.1	U
Nitrobenzene	0.99 J	1 / 6	<	UJ	0.053	0.01	0.02	<	U	0.054	0.11	0.16	<	0.10	0.22	0.44	U	<	0.096	0.21	0.42	U
RDX	45.9	1 / 6	<	UJ	0.038	0.01	0.02	<	U	0.039	0.11	0.16	<	0.057	0.13	0.22	U	<	0.055	0.13	0.21	U
Tetryl	-	0 / 6	<	UJ	0.053	0.01	0.02	<	U	0.054	0.11	0.16	<	0.087	0.22	0.26	U	<	0.083	0.21	0.25	U

Notes:
< = less than reporting limit
µg/L = micrograms per liter
HMX = octahydro-1,3,5,7-tetranitro-1,3,5,7-tetrazocine
ID = identification number
J = estimated
LOQ = limit of quantifications
MNX = mono-nitroso-RDX
NA = not analyzed
NRL = no reporting limit
Qual = qualifier
RDX = hexahydro-1,3,5-trinitro-1,3,5-triazine
RL = reporting limit
U = nondetect

TABLE E.1.1-67
CORNHUSKER ARMY AMMUNITION PLANT
WELL G0104-EXPLOSIVES

FIELD ID			G0104			G0104		
METHOD	Maximum	Detection	SW846 M8330			SW846 M8330		
COLLECT DATE	Detection	Frequency	8/18/2014			3/12/2013		
			Result	LOQ	Qual	Result	RL	Qual
EXPLOSIVES (µg/L)								
1,3,5-Trinitrobenzene	-	0 / 6	<	1	UJ	<	0.8	U
1,3-Dinitrobenzene	-	0 / 6	<	0.41	UJ	<	0.8	U
2,4,6-Trinitrotoluene	-	0 / 6	<	0.41	UJ	<	0.8	U
2,4-Dinitrotoluene	-	0 / 6	<	0.41	UJ	<	0.8	U
2,6-Dinitrotoluene	0.16 J	1 / 6	<	0.21	UJ	<	0.8	U
2-Amino-4,6-dinitrotoluene	-	0 / 6	<	0.21	UJ	<	0.8	U
2-Nitrotoluene	0.15 J	1 / 6	<	0.41	UJ	<	0.8	U
3-Nitrotoluene	-	0 / 6	<	0.41	UJ	<	0.8	U
4-Amino-2,6-dinitrotoluene	-	0 / 6	<	0.21	UJ	<	1.4	U
4-Nitrotoluene	-	0 / 6	<	1.1	UJ	<	0.8	U
HMX	13.3	2 / 6	8	0.41	J	13.3	0.8	
MNX	14.1	2 / 6	<	2.2	UJ	14.1	0.8	
Nitrobenzene	0.99 J	1 / 6	0.99	0.41	J	<	0.8	U
RDX	45.9	1 / 6	<	0.21	UJ	45.9	0.8	
Tetryl	-	0 / 6	<	0.25	UJ	<	1.6	U

Notes:
< = less than reporting limit
µg/L = micrograms per liter
HMX = octahydro-1,3,5,7-tetranitro-1,3,5,7-tetrazocine
ID = identification number
J = estimated
LOQ = limit of quantifications
MNX = mono-nitroso-RDX
NA = not analyzed
NRL = no reporting limit
Qual = qualifier
RDX = hexahydro-1,3,5-trinitro-1,3,5-triazine
RL = reporting limit
U = nondetect

TABLE E.1.1-68
CORNHUSKER ARMY AMMUNITION PLANT
WELL G0105-EXPLOSIVES

FIELD ID			G0105					G0105					G0105					G0105				
METHOD	Maximum	Detection	SW846 M8330					SW846 M8330					SW846 M8330					SW846 M8330				
COLLECT DATE	Detection	Frequency	3/13/2018					3/22/2017					8/3/2016					8/5/2015				
			Result	Qual	DL	LOD	LOQ	Result	Qual	DL	LOD	LOQ	Result	DL	LOD	LOQ	Qual	Result	DL	LOD	LOQ	Qual
EXPLOSIVES (µg/L)																						
1,3,5-Trinitrobenzene	-	0 / 6	<	U	0.033	0.01	0.02	<	UJ	0.032	0.1	0.15	<	0.22	0.43	1.1	U	<	0.21	0.42	1.1	U
1,3-Dinitrobenzene	-	0 / 6	<	U	0.053	0.01	0.02	<	UJ	0.051	0.1	0.15	<	0.096	0.22	0.43	U	<	0.094	0.21	0.42	U
2,4,6-Trinitrotoluene	-	0 / 6	<	U	0.053	0.01	0.02	<	UJ	0.051	0.1	0.15	<	0.078	0.22	0.43	U	<	0.077	0.21	0.42	U
2,4-Dinitrotoluene	-	0 / 6	<	U	0.053	0.01	0.01	<	UJ	0.051	0.1	0.13	<	0.091	0.22	0.43	U	<	0.089	0.21	0.42	U
2,6-Dinitrotoluene	-	0 / 6	<	U	0.053	0.01	0.01	<	UJ	0.051	0.1	0.13	<	0.070	0.22	0.22	U	<	0.068	0.21	0.21	U
2-Amino-4,6-dinitrotoluene	-	0 / 6	<	U	0.032	0.01	0.02	<	UJ	0.031	0.1	0.15	<	0.055	0.13	0.22	U	<	0.054	0.13	0.21	U
2-Nitrotoluene	-	0 / 6	<	U	0.094	0.02	0.05	<	UJ	0.09	0.21	0.51	<	0.093	0.22	0.43	U	<	0.091	0.21	0.42	U
3-Nitrotoluene	-	0 / 6	<	U	0.061	0.02	0.05	<	UJ	0.059	0.21	0.51	<	0.090	0.22	0.43	U	<	0.088	0.21	0.42	U
4-Amino-2,6-dinitrotoluene	-	0 / 6	<	U	0.053	0.01	0.02	<	UJ	0.051	0.1	0.15	<	0.063	0.13	0.22	U	<	0.061	0.13	0.21	U
4-Nitrotoluene	-	0 / 6	<	U	0.094	0.02	0.05	<	UJ	0.09	0.21	0.51	<	0.22	0.43	1.1	U	<	0.21	0.42	1.1	U
HMX	1.1 J	2 / 6	<	U	0.03	0.01	0.02	1.1	J	0.037	0.1	0.15	<	0.095	0.22	0.43	U	<	0.093	0.21	0.42	U
MNX	1.7 J	1 / 6	<	U	0.038	0.01	0.05	<	UJ	0.029	0.1	0.51	1.7	0.39		2.2	J	<	0.38	0.38	2.1	U
Nitrobenzene	0.11 J	1 / 6	<	U	0.053	0.01	0.02	<	UJ	0.051	0.1	0.15	<	0.099	0.22	0.43	U	<	0.096	0.21	0.42	U
RDX	-	0 / 6	<	U	0.038	0.01	0.02	<	UJ	0.037	0.1	0.15	<	0.057	0.13	0.22	U	<	0.055	0.13	0.21	U
Tetryl	-	0 / 6	<	U	0.053	0.01	0.02	<	UJ	0.051	0.1	0.15	<	0.086	0.22	0.26	U	<	0.084	0.21	0.25	U

Notes:
< = less than reporting limit
µg/L = micrograms per liter
HMX = octahydro-1,3,5,7-tetranitro-1,3,5,7-tetrazocine
ID = identification number
J = estimated
LOQ = limit of quantifications
MNX = mono-nitroso-RDX
NA = not analyzed
NRL = no reporting limit
Qual = qualifier
RDX = hexahydro-1,3,5-trinitro-1,3,5-triazine
RL = reporting limit
U = nondetect

TABLE E.1.1-68
CORNHUSKER ARMY AMMUNITION PLANT
WELL G0105-EXPLOSIVES

FIELD ID			G0105			G0105		
METHOD	Maximum	Detection	SW846 M8330			SW846 M8330		
COLLECT DATE	Detection	Frequency	8/6/2014			3/12/2013		
			Result	LOQ	Qual	Result	RL	Qual
EXPLOSIVES (µg/L)								
1,3,5-Trinitrobenzene	-	0 / 6	<	1	U	<	0.8	U
1,3-Dinitrobenzene	-	0 / 6	<	0.41	U	<	0.8	U
2,4,6-Trinitrotoluene	-	0 / 6	<	0.41	U	<	0.8	U
2,4-Dinitrotoluene	-	0 / 6	<	0.41	U	<	0.8	U
2,6-Dinitrotoluene	-	0 / 6	<	0.2	U	<	0.8	U
2-Amino-4,6-dinitrotoluene	-	0 / 6	<	0.2	UJ	<	0.8	U
2-Nitrotoluene	-	0 / 6	<	0.41	U	<	0.8	U
3-Nitrotoluene	-	0 / 6	<	0.41	U	<	0.8	U
4-Amino-2,6-dinitrotoluene	-	0 / 6	<	0.2	U	<	1.4	U
4-Nitrotoluene	-	0 / 6	<	1	U	<	0.8	U
HMX	1.1 J	2 / 6	<	0.41	U	0.14	0.8	J
MNX	1.7 J	1 / 6	<	2	U	<	0.8	U
Nitrobenzene	0.11 J	1 / 6	0.11	0.41	J	<	0.8	U
RDX	-	0 / 6	<	0.2	U	<	0.8	U
Tetryl	-	0 / 6	<	0.24	U	<	1.6	U

Notes:
< = less than reporting limit
µg/L = micrograms per liter
HMX = octahydro-1,3,5,7-tetranitro-1,3,5,7-tetrazocine
ID = identification number
J = estimated
LOQ = limit of quantifications
MNX = mono-nitroso-RDX
NA = not analyzed
NRL = no reporting limit
Qual = qualifier
RDX = hexahydro-1,3,5-trinitro-1,3,5-triazine
RL = reporting limit
U = nondetect

TABLE E.1.1-69
CORNHUSKER ARMY AMMUNITION PLANT
WELL G0106-EXPLOSIVES

FIELD ID			G0106					G0106					G0106					G0106				
METHOD	Maximum	Detection	SW846 M8330					SW846 M8330					SW846 M8330					SW846 M8330				
COLLECT DATE	Detection	Frequency	3/14/2018					3/23/2017					8/3/2016					8/4/2015				
			Result	Qual	DL	LOD	LOQ	Result	Qual	DL	LOD	LOQ	Result	DL	LOD	LOQ	Qual	Result	DL	LOD	LOQ	Qual
EXPLOSIVES (µg/L)																						
1,3,5-Trinitrobenzene	-	0 / 6	<	U	0.003	0.01	0.02	<	U	0.032	0.10	0.16	<	0.22	0.44	1.1	U	<	0.21	0.43	1.1	U
1,3-Dinitrobenzene	-	0 / 6	<	U	0.01	0.01	0.02	<	U	0.05	0.10	0.16	<	0.097	0.22	0.44	U	<	0.095	0.21	0.43	U
2,4,6-Trinitrotoluene	-	0 / 6	<	U	0.01	0.01	0.02	<	U	0.05	0.10	0.16	<	0.080	0.22	0.44	U	<	0.078	0.21	0.43	U
2,4-Dinitrotoluene	-	0 / 6	<	U	0.01	0.01	0.01	<	U	0.05	0.10	0.13	<	0.092	0.22	0.44	U	<	0.090	0.21	0.43	U
2,6-Dinitrotoluene	-	0 / 6	<	U	0.01	0.01	0.01	<	U	0.05	0.10	0.13	<	0.071	0.22	0.22	U	<	0.069	0.21	0.21	U
2-Amino-4,6-dinitrotoluene	-	0 / 6	<	U	0.003	0.01	0.02	<	U	0.031	0.10	0.16	<	0.056	0.13	0.22	U	<	0.054	0.13	0.21	U
2-Nitrotoluene	-	0 / 6	<	U	0.01	0.02	0.05	<	U	0.09	0.21	0.52	<	0.094	0.22	0.44	U	<	0.092	0.21	0.43	U
3-Nitrotoluene	-	0 / 6	<	U	0.01	0.02	0.05	<	U	0.06	0.21	0.52	<	0.092	0.22	0.44	U	<	0.089	0.21	0.43	U
4-Amino-2,6-dinitrotoluene	-	0 / 6	<	U	0.01	0.01	0.02	<	U	0.05	0.10	0.16	<	0.063	0.13	0.22	U	<	0.062	0.13	0.21	U
4-Nitrotoluene	-	0 / 6	<	U	0.01	0.02	0.05	<	U	0.09	0.21	0.52	<	0.22	0.44	1.1	U	<	0.21	0.43	1.1	U
HMX	-	0 / 6	<	U	0.003	0.01	0.02	<	U	0.037	0.10	0.16	<	0.096	0.22	0.44	U	<	0.094	0.21	0.43	U
MNX	-	0 / 6	<	U	0.004	0.01	0.05	<	U	0.029	0.10	0.52	<	0.39	0.39	2.2	U	<	0.38	0.38	2.1	U
Nitrobenzene	-	0 / 6	<	U	0.01	0.01	0.02	<	U	0.05	0.10	0.16	<	0.10	0.22	0.44	U	<	0.097	0.21	0.43	U
RDX	-	0 / 6	<	U	0.004	0.01	0.02	<	U	0.037	0.10	0.16	<	0.057	0.13	0.22	U	<	0.056	0.13	0.21	U
Tetryl	-	0 / 6	<	U	0.01	0.01	0.02	<	U	0.05	0.10	0.16	<	0.087	0.22	0.26	U	<	0.085	0.21	0.26	U

Notes:
< = less than reporting limit
µg/L = micrograms per liter
HMX = octahydro-1,3,5,7-tetranitro-1,3,5,7-tetrazocine
ID = identification number
J = estimated
LOQ = limit of quantifications
MNX = mono-nitroso-RDX
NA = not analyzed
NRL = no reporting limit
Qual = qualifier
RDX = hexahydro-1,3,5-trinitro-1,3,5-triazine
RL = reporting limit
U = nondetect

TABLE E.1.1-69
CORNHUSKER ARMY AMMUNITION PLANT
WELL G0106-EXPLOSIVES

FIELD ID			G0106			G0106		
METHOD	Maximum	Detection	SW846 M8330			SW846 M8330		
COLLECT DATE	Detection	Frequency	8/7/2014			3/12/2013		
			Result	LOQ	Qual	Result	RL	Qual
EXPLOSIVES (µg/L)								
1,3,5-Trinitrobenzene	-	0 / 6	<	1	U	<	0.8	U
1,3-Dinitrobenzene	-	0 / 6	<	0.41	U	<	0.8	U
2,4,6-Trinitrotoluene	-	0 / 6	<	0.41	U	<	0.8	U
2,4-Dinitrotoluene	-	0 / 6	<	0.41	U	<	0.8	U
2,6-Dinitrotoluene	-	0 / 6	<	0.2	U	<	0.8	U
2-Amino-4,6-dinitrotoluene	-	0 / 6	<	0.2	U	<	0.8	U
2-Nitrotoluene	-	0 / 6	<	0.41	U	<	0.8	U
3-Nitrotoluene	-	0 / 6	<	0.41	U	<	0.8	U
4-Amino-2,6-dinitrotoluene	-	0 / 6	<	0.2	U	<	1.4	U
4-Nitrotoluene	-	0 / 6	<	1	U	<	0.8	U
HMX	-	0 / 6	<	0.41	U	<	0.8	U
MNX	-	0 / 6	<	2	U	<	0.8	U
Nitrobenzene	-	0 / 6	<	0.41	U	<	0.8	U
RDX	-	0 / 6	<	0.2	U	<	0.8	U
Tetryl	-	0 / 6	<	0.24	U	<	1.6	U

Notes:
< = less than reporting limit
µg/L = micrograms per liter
HMX = octahydro-1,3,5,7-tetranitro-1,3,5,7-tetrazocine
ID = identification number
J = estimated
LOQ = limit of quantifications
MNX = mono-nitroso-RDX
NA = not analyzed
NRL = no reporting limit
Qual = qualifier
RDX = hexahydro-1,3,5-trinitro-1,3,5-triazine
RL = reporting limit
U = nondetect

TABLE E.1.1-70
CORNHUSKER ARMY AMMUNITION PLANT
WELL G0107-EXPLOSIVES

FIELD ID			G0107					G0107					G0107					G0107				
METHOD	Maximum	Detection	SW846 M8330					SW846 M8330					SW846 M8330					SW846 M8330				
COLLECT DATE	Detection	Frequency	3/14/2018					3/22/2017					8/3/2016					8/5/2015				
			Result	Qual	DL	LOD	LOQ	Result	Qual	DL	LOD	LOQ	Result	DL	LOD	LOQ	Qual	Result	DL	LOD	LOQ	Qual
EXPLOSIVES (µg/L)																						
1,3,5-Trinitrobenzene	-	0 / 6	<	U	0.031	0.1	0.15	<	U	0.032	0.1	0.16	<	0.21	0.43	1.1	U	<	0.22	0.44	1.1	U
1,3-Dinitrobenzene	-	0 / 6	<	U	0.051	0.1	0.15	<	U	0.052	0.1	0.16	<	0.095	0.21	0.43	U	<	0.098	0.22	0.44	U
2,4,6-Trinitrotoluene	-	0 / 6	<	U	0.051	0.1	0.15	<	U	0.052	0.1	0.16	<	0.077	0.21	0.43	U	<	0.080	0.22	0.44	U
2,4-Dinitrotoluene	-	0 / 6	<	U	0.051	0.1	0.13	<	U	0.052	0.1	0.14	<	0.089	0.21	0.43	U	<	0.092	0.22	0.44	U
2,6-Dinitrotoluene	-	0 / 6	<	U	0.051	0.1	0.13	<	U	0.052	0.1	0.14	<	0.069	0.21	0.21	U	<	0.071	0.22	0.22	U
2-Amino-4,6-dinitrotoluene	-	0 / 6	<	U	0.03	0.1	0.15	<	U	0.031	0.1	0.16	<	0.054	0.13	0.21	U	<	0.056	0.13	0.22	U
2-Nitrotoluene	-	0 / 6	<	U	0.089	0.2	0.51	<	U	0.091	0.21	0.52	<	0.091	0.21	0.43	U	<	0.094	0.22	0.44	U
3-Nitrotoluene	-	0 / 6	<	U	0.058	0.2	0.51	<	U	0.059	0.21	0.52	<	0.089	0.21	0.43	U	<	0.092	0.22	0.44	U
4-Amino-2,6-dinitrotoluene	-	0 / 6	<	U	0.051	0.1	0.15	<	U	0.052	0.1	0.16	<	0.062	0.13	0.21	U	<	0.064	0.13	0.22	U
4-Nitrotoluene	-	0 / 6	<	U	0.089	0.2	0.51	<	U	0.091	0.21	0.52	<	0.21	0.43	1.1	U	<	0.22	0.44	1.1	U
HMX	-	0 / 6	<	U	0.028	0.1	0.15	<	U	0.037	0.1	0.16	<	0.093	0.21	0.43	U	<	0.096	0.22	0.44	U
MNX	-	0 / 6	<	U	0.037	0.1	0.51	<	U	0.029	0.1	0.52	<	0.38	0.38	2.1	U	<	0.39	0.39	2.2	U
Nitrobenzene	-	0 / 6	<	U	0.051	0.1	0.15	<	U	0.052	0.1	0.16	<	0.097	0.21	0.43	U	<	0.10	0.22	0.44	U
RDX	-	0 / 6	<	U	0.037	0.1	0.15	<	U	0.037	0.1	0.16	<	0.056	0.13	0.21	U	<	0.058	0.17	0.22	U
Tetryl	-	0 / 6	<	U	0.051	0.1	0.15	<	U	0.052	0.1	0.16	<	0.085	0.21	0.26	U	<	0.087	0.22	0.26	U

Notes:
< = less than reporting limit
µg/L = micrograms per liter
HMX = octahydro-1,3,5,7-tetranitro-1,3,5,7-tetrazocine
ID = identification number
J = estimated
LOQ = limit of quantifications
MNX = mono-nitroso-RDX
NA = not analyzed
NRL = no reporting limit
Qual = qualifier
RDX = hexahydro-1,3,5-trinitro-1,3,5-triazine
RL = reporting limit
U = nondetect

TABLE E.1.1-70
CORNHUSKER ARMY AMMUNITION PLANT
WELL G0107-EXPLOSIVES

FIELD ID			G0107			G0107		
METHOD	Maximum	Detection	SW846 M8330			SW846 M8330		
COLLECT DATE	Detection	Frequency	8/7/2014			3/12/2013		
			Result	LOQ	Qual	Result	RL	Qual
EXPLOSIVES (µg/L)								
1,3,5-Trinitrobenzene	-	0 / 6	<	1	U	<	0.8	U
1,3-Dinitrobenzene	-	0 / 6	<	0.41	U	<	0.8	U
2,4,6-Trinitrotoluene	-	0 / 6	<	0.41	U	<	0.8	U
2,4-Dinitrotoluene	-	0 / 6	<	0.41	U	<	0.8	U
2,6-Dinitrotoluene	-	0 / 6	<	0.2	U	<	0.8	U
2-Amino-4,6-dinitrotoluene	-	0 / 6	<	0.2	U	<	0.8	U
2-Nitrotoluene	-	0 / 6	<	0.41	U	<	0.8	U
3-Nitrotoluene	-	0 / 6	<	0.41	U	<	0.8	U
4-Amino-2,6-dinitrotoluene	-	0 / 6	<	0.2	U	<	1.4	U
4-Nitrotoluene	-	0 / 6	<	1	U	<	0.8	U
HMX	-	0 / 6	<	0.41	U	<	0.8	U
MNX	-	0 / 6	<	2	U	<	0.8	U
Nitrobenzene	-	0 / 6	<	0.41	U	<	0.8	U
RDX	-	0 / 6	<	0.2	U	<	0.8	U
Tetryl	-	0 / 6	<	0.24	U	<	1.6	U

Notes:
< = less than reporting limit
µg/L = micrograms per liter
HMX = octahydro-1,3,5,7-tetranitro-1,3,5,7-tetrazocine
ID = identification number
J = estimated
LOQ = limit of quantifications
MNX = mono-nitroso-RDX
NA = not analyzed
NRL = no reporting limit
Qual = qualifier
RDX = hexahydro-1,3,5-trinitro-1,3,5-triazine
RL = reporting limit
U = nondetect

TABLE E.1.1-71
CORNHUSKER ARMY AMMUNITION PLANT
WELL G0108-EXPLOSIVES

FIELD ID			G0108					G0108					G0108					G0108				
METHOD	Maximum	Detection	SW846 M8330					SW846 M8330					SW846 M8330					SW846 M8330				
COLLECT DATE	Detection	Frequency	3/21/2018					3/28/2017					8/9/2016					8/17/2015				
			Result	Qual	DL	LOD	LOQ	Result	Qual	DL	LOD	LOQ	Result	DL	LOD	LOQ	Qual	Result	DL	LOD	LOQ	Qual
EXPLOSIVES (µg/L)																						
1,3,5-Trinitrobenzene	25.2 J	2 / 6	<	U	0.032	0.1	0.16	<	U	0.033	0.11	0.16	<	0.22	0.43	1.1	U	<	0.21	0.42	1.1	U
1,3-Dinitrobenzene	0.49 J	1 / 6	<	U	0.052	0.1	0.16	<	U	0.053	0.11	0.16	<	0.096	0.22	0.43	U	<	0.094	0.21	0.42	UJ
2,4,6-Trinitrotoluene	182 J	2 / 6	<	U	0.052	0.1	0.16	<	U	0.053	0.11	0.16	<	0.078	0.22	0.43	U	<	0.076	0.21	0.42	U
2,4-Dinitrotoluene	0.3 J	2 / 6	<	U	0.052	0.1	0.14	<	U	0.053	0.11	0.14	0.16	0.090	0.22	0.43	J	<	0.088	0.21	0.42	U
2,6-Dinitrotoluene	1.4 J	2 / 6	0.44	J	0.052	0.1	0.14	1.4	J	0.053	0.11	0.14	<	0.070	0.22	0.22	U	<	0.068	0.21	0.21	U
2-Amino-4,6-dinitrotoluene	20.8 J	2 / 6	<	U	0.031	0.1	0.16	<	U	0.032	0.11	0.16	<	0.055	0.13	0.22	U	<	0.053	0.13	0.21	U
2-Nitrotoluene	0.45 J	1 / 6	<	U	0.092	0.21	0.52	<	U	0.093	0.21	0.53	0.45	0.092	0.22	0.43	J	<	0.090	0.21	0.42	U
3-Nitrotoluene	-	0 / 6	<	U	0.059	0.21	0.52	<	U	0.06	0.21	0.53	<	0.090	0.22	0.43	U	<	0.088	0.21	0.42	U
4-Amino-2,6-dinitrotoluene	47.6 J	2 / 6	<	U	0.052	0.1	0.16	<	U	0.053	0.11	0.16	<	0.062	0.13	0.22	U	<	0.061	0.13	0.21	U
4-Nitrotoluene	-	0 / 6	<	U	0.092	0.21	0.52	<	U	0.093	0.21	0.53	<	0.22	0.43	1.1	U	<	0.21	0.42	1.1	U
HMX	12 J	3 / 6	0.79	J	0.029	0.1	0.16	<	U	0.038	0.11	0.16	<	0.094	0.22	0.43	U	<	0.092	0.21	0.42	U
MNX	11 J	2 / 6	<	U	0.038	0.1	0.52	<	U	0.03	0.11	0.53	<	0.39	0.39	2.2	U	<	0.38	0.38	2.1	UJ
Nitrobenzene	-	0 / 6	<	U	0.052	0.1	0.16	<	U	0.053	0.11	0.16	<	0.098	0.22	0.43	U	<	0.096	0.21	0.42	UJ
RDX	140 J	3 / 6	<	U	0.038	0.1	0.16	1.7	J	0.038	0.11	0.16	<	0.056	0.13	0.22	U	<	0.055	0.13	0.21	UJ
Tetryl	0.97 J	1 / 6	<	U	0.052	0.1	0.16	0.97	J	0.053	0.11	0.16	<	0.085	0.22	0.26	U	<	0.084	0.21	0.25	UJ

Notes:
< = less than reporting limit
µg/L = micrograms per liter
HMX = octahydro-1,3,5,7-tetranitro-1,3,5,7-tetrazocine
ID = identification number
J = estimated
LOQ = limit of quantifications
MNX = mono-nitroso-RDX
NA = not analyzed
NRL = no reporting limit
Qual = qualifier
RDX = hexahydro-1,3,5-trinitro-1,3,5-triazine
RL = reporting limit
U = nondetect

TABLE E.1.1-71
CORNHUSKER ARMY AMMUNITION PLANT
WELL G0108-EXPLOSIVES

FIELD ID			G0108			G0108		
METHOD	Maximum	Detection	SW846 M8330			SW846 M8330		
COLLECT DATE	Detection	Frequency	8/12/2014			3/18/2013		
			Result	LOQ	Qual	Result	RL	Qual
EXPLOSIVES (µg/L)								
1,3,5-Trinitrobenzene	25.2 J	2 / 6	1.6	1	J	25.2	0.8	J
1,3-Dinitrobenzene	0.49 J	1 / 6	0.49	0.42	J	<	0.8	U
2,4,6-Trinitrotoluene	182 J	2 / 6	5.9	0.42	J	182	4	J
2,4-Dinitrotoluene	0.3 J	2 / 6	0.3	0.42	J	<	0.8	U
2,6-Dinitrotoluene	1.4 J	2 / 6	<	0.21	U	<	0.8	U
2-Amino-4,6-dinitrotoluene	20.8 J	2 / 6	16	0.21	J	20.8	0.8	J
2-Nitrotoluene	0.45 J	1 / 6	<	0.42	U	<	0.8	U
3-Nitrotoluene	-	0 / 6	<	0.42	U	<	0.8	U
4-Amino-2,6-dinitrotoluene	47.6 J	2 / 6	30	0.21	J	47.6	1.4	J
4-Nitrotoluene	-	0 / 6	<	1	U	<	0.8	U
HMX	12 J	3 / 6	12	0.42	J	4.8	0.8	J
MNX	11 J	2 / 6	11	2.1	J	2	0.8	J
Nitrobenzene	-	0 / 6	<	0.42	U	<	0.8	U
RDX	140 J	3 / 6	140	0.21	J	35.9	0.8	J
Tetryl	0.97 J	1 / 6	<	0.25	UJ	<	1.6	U

Notes:
< = less than reporting limit
µg/L = micrograms per liter
HMX = octahydro-1,3,5,7-tetranitro-1,3,5,7-tetrazocine
ID = identification number
J = estimated
LOQ = limit of quantifications
MNX = mono-nitroso-RDX
NA = not analyzed
NRL = no reporting limit
Qual = qualifier
RDX = hexahydro-1,3,5-trinitro-1,3,5-triazine
RL = reporting limit
U = nondetect

TABLE E.1.1-72
CORNHUSKER ARMY AMMUNITION PLANT
WELL G0109-EXPLOSIVES

FIELD ID			G0109					G0109					G0109					G0109				
METHOD	Maximum	Detection	SW846 M8330					SW846 M8330					SW846 M8330					SW846 M8330				
COLLECT DATE	Detection	Frequency	3/21/2018					3/29/2017					8/16/2016					8/13/2015				
			Result	Qual	DL	LOD	LOQ	Result	Qual	DL	LOD	LOQ	Result	DL	LOD	LOQ	Qual	Result	DL	LOD	LOQ	Qual
EXPLOSIVES (µg/L)																						
1,3,5-Trinitrobenzene	0.1 J	2 / 6	0.1	J	0.032	0.1	0.16	0.1	J	0.032	0.1	0.15	<	0.22	0.44	1.1	U	<	0.21	0.43	1.1	U
1,3-Dinitrobenzene	-	0 / 6	<	U	0.052	0.1	0.16	<	U	0.052	0.1	0.15	<	0.098	0.22	0.44	U	<	0.095	0.21	0.43	U
2,4,6-Trinitrotoluene	-	0 / 6	<	U	0.052	0.1	0.16	<	U	0.052	0.1	0.15	<	0.080	0.22	0.44	U	<	0.078	0.21	0.43	U
2,4-Dinitrotoluene	-	0 / 6	<	U	0.052	0.1	0.14	<	U	0.052	0.1	0.13	<	0.092	0.22	0.44	U	<	0.090	0.21	0.43	U
2,6-Dinitrotoluene	-	0 / 6	<	U	0.052	0.1	0.14	<	U	0.052	0.1	0.13	<	0.071	0.22	0.22	U	<	0.069	0.21	0.21	U
2-Amino-4,6-dinitrotoluene	-	0 / 6	<	U	0.031	0.1	0.16	<	U	0.031	0.1	0.15	<	0.056	0.13	0.22	U	<	0.054	0.13	0.21	U
2-Nitrotoluene	-	0 / 6	<	U	0.092	0.21	0.52	<	U	0.091	0.21	0.52	<	0.094	0.22	0.44	U	<	0.092	0.21	0.43	U
3-Nitrotoluene	-	0 / 6	<	U	0.06	0.21	0.52	<	U	0.059	0.21	0.52	<	0.092	0.22	0.44	U	<	0.090	0.21	0.43	U
4-Amino-2,6-dinitrotoluene	-	0 / 6	<	U	0.052	0.1	0.16	<	U	0.052	0.1	0.15	<	0.064	0.13	0.22	U	<	0.062	0.13	0.21	U
4-Nitrotoluene	-	0 / 6	<	U	0.092	0.21	0.52	<	U	0.091	0.21	0.52	<	0.22	0.44	1.1	U	<	0.21	0.43	1.1	U
HMX	5.9	5 / 6	2.8		0.029	0.1	0.16	5.9		0.037	0.1	0.15	0.98	0.097	0.22	0.44		5.5	0.094	0.21	0.43	
MNX	4.7	2 / 6	<	U	0.038	0.1	0.52	0.23	J	0.029	0.1	0.52	<	0.39	0.39	2.2	U	<	0.38	0.38	2.1	U
Nitrobenzene	-	0 / 6	<	U	0.052	0.1	0.16	<	U	0.052	0.1	0.15	<	0.10	0.22	0.44	U	<	0.098	0.21	0.43	U
RDX	1.9	4 / 6	<	U	0.038	0.1	0.16	1.9		0.037	0.1	0.15	1.2	0.058	0.13	0.22		<	0.056	0.13	0.21	U
Tetryl	-	0 / 6	<	U	0.052	0.1	0.16	<	U	0.052	0.1	0.15	<	0.087	0.22	0.26	U	<	0.085	0.21	0.26	U

Notes:
< = less than reporting limit
µg/L = micrograms per liter
HMX = octahydro-1,3,5,7-tetranitro-1,3,5,7-tetrazocine
ID = identification number
J = estimated
LOQ = limit of quantifications
MNX = mono-nitroso-RDX
NA = not analyzed
NRL = no reporting limit
Qual = qualifier
RDX = hexahydro-1,3,5-trinitro-1,3,5-triazine
RL = reporting limit
U = nondetect

TABLE E.1.1-72
CORNHUSKER ARMY AMMUNITION PLANT
WELL G0109-EXPLOSIVES

FIELD ID			G0109			G0109		
METHOD	Maximum	Detection	SW846 M8330			SW846 M8330		
COLLECT DATE	Detection	Frequency	8/13/2014			3/21/2013		
			Result	LOQ	Qual	Result	RL	Qual
EXPLOSIVES (µg/L)								
1,3,5-Trinitrobenzene	0.1 J	2 / 6	<	1	U	<	0.8	U
1,3-Dinitrobenzene	-	0 / 6	<	0.41	U	<	0.8	U
2,4,6-Trinitrotoluene	-	0 / 6	<	0.41	U	<	0.8	U
2,4-Dinitrotoluene	-	0 / 6	<	0.41	U	<	0.8	U
2,6-Dinitrotoluene	-	0 / 6	<	0.2	U	<	0.8	U
2-Amino-4,6-dinitrotoluene	-	0 / 6	<	0.2	UJ	<	0.8	U
2-Nitrotoluene	-	0 / 6	<	0.41	U	<	0.8	U
3-Nitrotoluene	-	0 / 6	<	0.41	U	<	0.8	U
4-Amino-2,6-dinitrotoluene	-	0 / 6	<	0.2	U	<	1.4	U
4-Nitrotoluene	-	0 / 6	<	1	U	<	0.8	U
HMX	5.9	5 / 6	4	0.41		<	0.8	U
MNX	4.7	2 / 6	4.7	2.1		<	0.8	U
Nitrobenzene	-	0 / 6	<	0.41	U	<	0.8	U
RDX	1.9	4 / 6	1.4	0.21		1.9	0.8	
Tetryl	-	0 / 6	<	0.24	UJ	<	1.6	U

Notes:
< = less than reporting limit
µg/L = micrograms per liter
HMX = octahydro-1,3,5,7-tetranitro-1,3,5,7-tetrazocine
ID = identification number
J = estimated
LOQ = limit of quantifications
MNX = mono-nitroso-RDX
NA = not analyzed
NRL = no reporting limit
Qual = qualifier
RDX = hexahydro-1,3,5-trinitro-1,3,5-triazine
RL = reporting limit
U = nondetect

TABLE E.1.1-73
CORNHUSKER ARMY AMMUNITION PLANT
WELL G0110-EXPLOSIVES

FIELD ID			G0110					G0110					G0110					G0110				
METHOD	Maximum	Detection	SW846 M8330					SW846 M8330					SW846 M8330					SW846 M8330				
COLLECT DATE	Detection	Frequency	3/22/2018					3/29/2017					8/16/2016					8/17/2015				
			Result	Qual	DL	LOD	LOQ	Result	Qual	DL	LOD	LOQ	Result	DL	LOD	LOQ	Qual	Result	DL	LOD	LOQ	Qual
EXPLOSIVES (µg/L)																						
1,3,5-Trinitrobenzene	2.6 J	1 / 6	<	U	0.032	0.1	0.15	<	U	0.032	0.1	0.15	<	0.22	0.43	1.1	U	<	0.21	0.42	1.0	U
1,3-Dinitrobenzene	-	0 / 6	<	U	0.051	0.1	0.15	<	U	0.052	0.1	0.15	<	0.096	0.22	0.43	U	<	0.092	0.21	0.42	U
2,4,6-Trinitrotoluene	1.4	2 / 6	<	U	0.051	0.1	0.15	0.16	J	0.052	0.1	0.15	<	0.078	0.22	0.43	U	<	0.075	0.21	0.42	U
2,4-Dinitrotoluene	-	0 / 6	<	U	0.051	0.1	0.13	<	U	0.052	0.1	0.13	<	0.090	0.22	0.43	U	<	0.087	0.21	0.42	U
2,6-Dinitrotoluene	0.19 J	1 / 6	0.19	J	0.051	0.1	0.13	<	U	0.052	0.1	0.13	<	0.070	0.22	0.22	U	<	0.067	0.21	0.21	U
2-Amino-4,6-dinitrotoluene	2.2	1 / 6	<	U	0.031	0.1	0.15	<	U	0.031	0.1	0.15	<	0.055	0.13	0.22	U	<	0.053	0.12	0.21	U
2-Nitrotoluene	-	0 / 6	<	U	0.09	0.2	0.51	<	U	0.091	0.21	0.52	<	0.092	0.22	0.43	U	<	0.089	0.21	0.42	U
3-Nitrotoluene	-	0 / 6	<	U	0.058	0.2	0.51	<	U	0.059	0.21	0.52	<	0.090	0.22	0.43	U	<	0.087	0.21	0.42	U
4-Amino-2,6-dinitrotoluene	2.8	1 / 6	<	U	0.051	0.1	0.15	<	U	0.052	0.1	0.15	<	0.062	0.13	0.22	U	<	0.060	0.13	0.21	U
4-Nitrotoluene	-	0 / 6	<	U	0.09	0.2	0.51	<	U	0.091	0.21	0.52	<	0.22	0.43	1.1	U	<	0.21	0.42	1.0	U
HMX	17.7	5 / 6	0.37	J	0.029	0.1	0.15	6.2	J	0.037	0.1	0.15	<	0.094	0.22	0.43	U	4.7	0.091	0.21	0.42	J
MNX	5.1 J	5 / 6	<	U	0.037	0.1	0.51	1.7	J	0.029	0.1	0.52	1.7	0.39		2.2	J	0.65	0.37	0.37	2.1	J
Nitrobenzene	-	0 / 6	<	U	0.051	0.1	0.15	<	U	0.052	0.1	0.15	<	0.098	0.22	0.43	U	<	0.095	0.21	0.42	U
RDX	69.6	4 / 6	<	U	0.037	0.1	0.15	1.7	J	0.037	0.1	0.15	<	0.056	0.13	0.22	U	0.34	0.054	0.12	0.21	J
Tetryl	1.5 J	1 / 6	<	U	0.051	0.1	0.15	1.5	J	0.052	0.1	0.15	<	0.086	0.22	0.26	U	<	0.082	0.21	0.25	U

Notes:
< = less than reporting limit
µg/L = micrograms per liter
HMX = octahydro-1,3,5,7-tetranitro-1,3,5,7-tetrazocine
ID = identification number
J = estimated
LOQ = limit of quantifications
MNX = mono-nitroso-RDX
NA = not analyzed
NRL = no reporting limit
Qual = qualifier
RDX = hexahydro-1,3,5-trinitro-1,3,5-triazine
RL = reporting limit
U = nondetect

TABLE E.1.1-73
CORNHUSKER ARMY AMMUNITION PLANT
WELL G0110-EXPLOSIVES

FIELD ID			G0110			G0110		
METHOD	Maximum	Detection	SW846 M8330			SW846 M8330		
COLLECT DATE	Detection	Frequency	8/18/2014			3/18/2013		
			Result	LOQ	Qual	Result	RL	Qual
EXPLOSIVES (µg/L)								
1,3,5-Trinitrobenzene	2.6 J	1 / 6	<	1	U	2.6	0.8	J
1,3-Dinitrobenzene	-	0 / 6	<	0.41	U	<	0.8	U
2,4,6-Trinitrotoluene	1.4	2 / 6	<	0.41	U	1.4	0.8	
2,4-Dinitrotoluene	-	0 / 6	<	0.41	U	<	0.8	U
2,6-Dinitrotoluene	0.19 J	1 / 6	<	0.21	U	<	0.8	U
2-Amino-4,6-dinitrotoluene	2.2	1 / 6	<	0.21	UJ	2.2	0.8	
2-Nitrotoluene	-	0 / 6	<	0.42	UJ	<	0.8	U
3-Nitrotoluene	-	0 / 6	<	0.42	UJ	<	0.8	U
4-Amino-2,6-dinitrotoluene	2.8	1 / 6	<	0.21	UJ	2.8	1.4	
4-Nitrotoluene	-	0 / 6	<	1.1	UJ	<	0.8	U
HMX	17.7	5 / 6	7.5	0.42	J	17.7	0.8	
MNX	5.1 J	5 / 6	2.1	2.1		5.1	0.8	J
Nitrobenzene	-	0 / 6	<	0.41	U	<	0.8	U
RDX	69.6	4 / 6	3	0.21		69.6	0.8	
Tetryl	1.5 J	1 / 6	<	0.25	U	<	1.6	U

Notes:
< = less than reporting limit
µg/L = micrograms per liter
HMX = octahydro-1,3,5,7-tetranitro-1,3,5,7-tetrazocine
ID = identification number
J = estimated
LOQ = limit of quantifications
MNX = mono-nitroso-RDX
NA = not analyzed
NRL = no reporting limit
Qual = qualifier
RDX = hexahydro-1,3,5-trinitro-1,3,5-triazine
RL = reporting limit
U = nondetect

TABLE E.1.1-74
CORNHUSKER ARMY AMMUNITION PLANT
WELL G0111-EXPLOSIVES

FIELD ID			G0111					G0111					G0111					G0111				
METHOD	Maximum	Detection	SW846 M8330					SW846 M8330					SW846 M8330					SW846 M8330				
COLLECT DATE	Detection	Frequency	3/15/2018					3/25/2017					8/16/2016					8/10/2015				
			Result	Qual	DL	LOD	LOQ	Result	Qual	DL	LOD	LOQ	Result	DL	LOD	LOQ	Qual	Result	DL	LOD	LOQ	Qual
EXPLOSIVES (µg/L)																						
1,3,5-Trinitrobenzene	0.034 J	1 / 6	0.034	J	0.032	0.1	0.15	<	U	0.032	0.1	0.15	<	0.22	0.43	1.1	U	<	0.21	0.42	1.0	U
1,3-Dinitrobenzene	-	0 / 6	<	UJ	0.051	0.1	0.15	<	U	0.052	0.1	0.15	<	0.096	0.22	0.43	U	<	0.093	0.21	0.42	U
2,4,6-Trinitrotoluene	0.063 J	1 / 6	0.063	J	0.051	0.1	0.15	<	U	0.052	0.1	0.15	<	0.078	0.22	0.43	U	<	0.076	0.21	0.42	U
2,4-Dinitrotoluene	-	0 / 6	<	UJ	0.051	0.1	0.13	<	U	0.052	0.1	0.13	<	0.090	0.22	0.43	U	<	0.087	0.21	0.42	U
2,6-Dinitrotoluene	-	0 / 6	<	UJ	0.051	0.1	0.13	<	U	0.052	0.1	0.13	<	0.069	0.22	0.22	U	<	0.067	0.21	0.21	U
2-Amino-4,6-dinitrotoluene	0.73 J	1 / 6	0.73	J	0.031	0.1	0.15	<	U	0.031	0.1	0.15	<	0.055	0.13	0.22	U	<	0.053	0.13	0.21	UJ
2-Nitrotoluene	-	0 / 6	<	UJ	0.09	0.2	0.51	<	U	0.091	0.21	0.52	<	0.092	0.22	0.43	U	<	0.089	0.21	0.42	UJ
3-Nitrotoluene	-	0 / 6	<	UJ	0.058	0.2	0.51	<	U	0.059	0.21	0.52	<	0.090	0.22	0.43	U	<	0.087	0.21	0.42	U
4-Amino-2,6-dinitrotoluene	2.3 J	1 / 6	2.3	J	0.051	0.1	0.15	<	U	0.052	0.1	0.15	<	0.062	0.13	0.22	U	<	0.060	0.13	0.21	U
4-Nitrotoluene	-	0 / 6	<	UJ	0.09	0.2	0.51	<	U	0.091	0.21	0.52	<	0.22	0.43	1.1	U	<	0.21	0.42	1.0	U
HMX	1.3 J	2 / 6	1.3	J	0.029	0.1	0.15	1.2	J	0.037	0.1	0.15	<	0.094	0.22	0.43	U	<	0.091	0.21	0.42	U
MNX	-	0 / 6	<	UJ	0.037	0.1	0.51	<	U	0.029	0.1	0.52	<	0.39	0.39	2.2	U	<	0.37	0.37	2.0	UJ
Nitrobenzene	0.083 J	1 / 6	<	UJ	0.051	0.1	0.15	0.083	J	0.052	0.1	0.15	<	0.098	0.22	0.43	U	<	0.095	0.21	0.42	U
RDX	2	3 / 6	0.48	J	0.037	0.1	0.15	0.093	J	0.037	0.1	0.15	<	0.056	0.13	0.22	U	<	0.055	0.13	0.23	U
Tetryl	-	0 / 6	<	UJ	0.051	0.1	0.15	<	U	0.052	0.1	0.15	<	0.085	0.22	0.26	U	<	0.083	0.21	0.25	U

Notes:
< = less than reporting limit
µg/L = micrograms per liter
HMX = octahydro-1,3,5,7-tetranitro-1,3,5,7-tetrazocine
ID = identification number
J = estimated
LOQ = limit of quantifications
MNX = mono-nitroso-RDX
NA = not analyzed
NRL = no reporting limit
Qual = qualifier
RDX = hexahydro-1,3,5-trinitro-1,3,5-triazine
RL = reporting limit
U = nondetect

TABLE E.1.1-74
CORNHUSKER ARMY AMMUNITION PLANT
WELL G0111-EXPLOSIVES

FIELD ID			G0111			G0111		
METHOD	Maximum	Detection	SW846 M8330			SW846 M8330		
COLLECT DATE	Detection	Frequency	8/12/2014			3/19/2013		
			Result	LOQ	Qual	Result	RL	Qual
EXPLOSIVES (µg/L)								
1,3,5-Trinitrobenzene	0.034 J	1 / 6	<	1	U	<	0.8	U
1,3-Dinitrobenzene	-	0 / 6	<	0.41	U	<	0.8	U
2,4,6-Trinitrotoluene	0.063 J	1 / 6	<	0.41	U	<	0.8	U
2,4-Dinitrotoluene	-	0 / 6	<	0.41	U	<	0.8	U
2,6-Dinitrotoluene	-	0 / 6	<	0.21	U	<	0.8	U
2-Amino-4,6-dinitrotoluene	0.73 J	1 / 6	<	0.21	U	<	0.8	U
2-Nitrotoluene	-	0 / 6	<	0.42	U	<	0.8	U
3-Nitrotoluene	-	0 / 6	<	0.42	U	<	0.8	U
4-Amino-2,6-dinitrotoluene	2.3 J	1 / 6	<	0.21	U	<	1.4	U
4-Nitrotoluene	-	0 / 6	<	1.1	U	<	0.8	U
HMX	1.3 J	2 / 6	<	0.42	U	<	0.8	U
MNX	-	0 / 6	<	2.1	U	<	0.8	U
Nitrobenzene	0.083 J	1 / 6	<	0.41	U	<	0.8	U
RDX	2	3 / 6	<	0.21	U	2	0.8	
Tetryl	-	0 / 6	<	0.25	U	<	1.6	U

Notes:
< = less than reporting limit
µg/L = micrograms per liter
HMX = octahydro-1,3,5,7-tetranitro-1,3,5,7-tetrazocine
ID = identification number
J = estimated
LOQ = limit of quantifications
MNX = mono-nitroso-RDX
NA = not analyzed
NRL = no reporting limit
Qual = qualifier
RDX = hexahydro-1,3,5-trinitro-1,3,5-triazine
RL = reporting limit
U = nondetect

TABLE E.1.1-75
CORNHUSKER ARMY AMMUNITION PLANT
WELL G0112-EXPLOSIVES

FIELD ID			G0112					G0112					G0112					G0112				
METHOD	Maximum	Detection	SW846 M8330					SW846 M8330					SW846 M8330					SW846 M8330				
COLLECT DATE	Detection	Frequency	3/21/2018					3/28/2017					8/10/2016					8/12/2015				
			Result	Qual	DL	LOD	LOQ	Result	Qual	DL	LOD	LOQ	Result	DL	LOD	LOQ	Qual	Result	DL	LOD	LOQ	Qual
EXPLOSIVES (µg/L)																						
1,3,5-Trinitrobenzene	2.7 J	4 / 5	0.29	J	0.033	0.11	0.16	0.78	J	0.032	0.1	0.16	<	0.26	0.52	1.3	U	2.6	0.22	0.43	1.1	
1,3-Dinitrobenzene	-	0 / 5	<	U	0.053	0.11	0.16	<	U	0.052	0.1	0.16	<	0.11	0.26	0.52	U	<	0.096	0.21	0.43	U
2,4,6-Trinitrotoluene	1.7	5 / 5	0.072	J	0.053	0.11	0.16	0.19		0.052	0.1	0.16	0.14	0.093	0.26	0.52	J	1.1	0.079	0.21	0.43	
2,4-Dinitrotoluene	-	0 / 5	<	U	0.053	0.11	0.14	<	U	0.052	0.1	0.13	<	0.11	0.26	0.52	U	<	0.091	0.21	0.43	U
2,6-Dinitrotoluene	0.086 J	1 / 5	<	U	0.053	0.11	0.14	0.086	J	0.052	0.1	0.13	<	0.083	0.26	0.26	U	<	0.070	0.21	0.22	U
2-Amino-4,6-dinitrotoluene	0.63 J	4 / 5	0.26		0.032	0.11	0.16	<	U	0.031	0.1	0.16	0.16	0.065	0.15	0.26	J	0.44	0.055	0.13	0.22	
2-Nitrotoluene	-	0 / 5	<	U	0.093	0.21	0.53	<	U	0.091	0.21	0.52	<	0.11	0.26	0.52	U	<	0.093	0.21	0.43	U
3-Nitrotoluene	-	0 / 5	<	U	0.06	0.21	0.53	<	U	0.059	0.21	0.52	<	0.11	0.26	0.52	U	<	0.091	0.21	0.43	U
4-Amino-2,6-dinitrotoluene	1.1 J	5 / 5	0.36		0.053	0.11	0.16	0.26		0.052	0.1	0.16	0.13	0.074	0.15	0.26	J	0.52	0.063	0.13	0.22	
4-Nitrotoluene	-	0 / 5	<	U	0.093	0.21	0.53	<	U	0.091	0.21	0.52	<	0.26	0.52	1.3	U	<	0.22	0.43	1.1	U
HMX	1.2	2 / 5	0.77		0.03	0.11	0.16	1.2		0.037	0.1	0.16	<	0.11	0.26	0.52	U	<	0.095	0.21	0.43	U
MNX	0.029 J	1 / 5	<	U	0.038	0.11	0.53	0.029	J	0.029	0.1	0.52	<	0.46	0.46	2.6	U	<	0.39	0.39	2.2	U
Nitrobenzene	-	0 / 5	<	U	0.053	0.11	0.16	<	U	0.052	0.1	0.16	<	0.12	0.26	0.52	U	<	0.099	0.21	0.43	U
RDX	1.2	4 / 5	0.6		0.038	0.11	0.16	1.2		0.037	0.1	0.16	0.25	0.067	0.15	0.26	J	0.18	0.057	0.13	0.22	J
Tetryl	-	0 / 5	<	U	0.053	0.11	0.16	<	U	0.052	0.1	0.16	<	0.10	0.26	0.31	U	<	0.086	0.21	0.26	U

Notes:
< = less than reporting limit
µg/L = micrograms per liter
HMX = octahydro-1,3,5,7-tetranitro-1,3,5,7-tetrazocine
ID = identification number
J = estimated
LOQ = limit of quantifications
MNX = mono-nitroso-RDX
NA = not analyzed
NRL = no reporting limit
Qual = qualifier
RDX = hexahydro-1,3,5-trinitro-1,3,5-triazine
RL = reporting limit
U = nondetect

TABLE E.1.1-75
CORNHUSKER ARMY AMMUNITION PLANT
WELL G0112-EXPLOSIVES

FIELD ID			G0112		
METHOD	Maximum	Detection	SW846 M8330		
COLLECT DATE	Detection	Frequency	8/15/2014		
			Result	LOQ	Qual
EXPLOSIVES (µg/L)					
1,3,5-Trinitrobenzene	2.7 J	4 / 5	2.7	1	J
1,3-Dinitrobenzene	-	0 / 5	<	0.4	U
2,4,6-Trinitrotoluene	1.7	5 / 5	1.7	0.4	
2,4-Dinitrotoluene	-	0 / 5	<	0.4	U
2,6-Dinitrotoluene	0.086 J	1 / 5	<	0.2	U
2-Amino-4,6-dinitrotoluene	0.63 J	4 / 5	0.63	0.2	J
2-Nitrotoluene	-	0 / 5	<	0.4	UJ
3-Nitrotoluene	-	0 / 5	<	0.4	UJ
4-Amino-2,6-dinitrotoluene	1.1 J	5 / 5	1.1	0.2	J
4-Nitrotoluene	-	0 / 5	<	1	UJ
HMX	1.2	2 / 5	<	0.4	U
MNX	0.029 J	1 / 5	<	2	U
Nitrobenzene	-	0 / 5	<	0.4	UJ
RDX	1.2	4 / 5	<	0.2	U
Tetryl	-	0 / 5	<	0.24	UJ

Notes:
< = less than reporting limit
µg/L = micrograms per liter
HMX = octahydro-1,3,5,7-tetranitro-1,3,5,7-tetrazocine
ID = identification number
J = estimated
LOQ = limit of quantifications
MNX = mono-nitroso-RDX
NA = not analyzed
NRL = no reporting limit
Qual = qualifier
RDX = hexahydro-1,3,5-trinitro-1,3,5-triazine
RL = reporting limit
U = nondetect

TABLE E.1.1-76
CORNHUSKER ARMY AMMUNITION PLANT
WELL G0113-EXPLOSIVES

FIELD ID			G0113					G0113					G0113					G0113				
METHOD	Maximum	Detection	SW846 M8330					SW846 M8330					SW846 M8330					SW846 M8330				
COLLECT DATE	Detection	Frequency	3/21/2018					3/28/2017					8/10/2016					8/14/2015				
			Result	Qual	DL	LOD	LOQ	Result	Qual	DL	LOD	LOQ	Result	DL	LOD	LOQ	Qual	Result	DL	LOD	LOQ	Qual
EXPLOSIVES (µg/L)																						
1,3,5-Trinitrobenzene	0.13 J	1 / 5	0.13	J	0.032	0.1	0.16	<	U	0.032	0.1	0.15	<	0.22	0.45	1.1	U	<	0.23	0.45	1.1	U
1,3-Dinitrobenzene	1.3 J	1 / 5	<	U	0.052	0.1	0.16	<	U	0.051	0.1	0.15	<	0.099	0.22	0.45	U	<	0.10	0.23	0.45	U
2,4,6-Trinitrotoluene	3 J	2 / 5	<	U	0.052	0.1	0.16	0.09	J	0.051	0.1	0.15	<	0.081	0.22	0.45	U	<	0.081	0.23	0.45	U
2,4-Dinitrotoluene	-	0 / 5	<	U	0.052	0.1	0.14	<	U	0.051	0.1	0.13	<	0.094	0.22	0.45	U	<	0.094	0.23	0.45	U
2,6-Dinitrotoluene	-	0 / 5	<	U	0.052	0.1	0.14	<	U	0.051	0.1	0.13	<	0.072	0.22	0.22	U	<	0.073	0.23	0.23	U
2-Amino-4,6-dinitrotoluene	-	0 / 5	<	U	0.031	0.1	0.16	<	U	0.031	0.1	0.15	<	0.057	0.13	0.22	U	<	0.057	0.14	0.23	U
2-Nitrotoluene	2.2 J	2 / 5	<	U	0.091	0.21	0.52	<	U	0.091	0.21	0.51	<	0.096	0.22	0.45	U	0.19	0.096	0.23	0.45	J
3-Nitrotoluene	-	0 / 5	<	U	0.059	0.21	0.52	<	U	0.059	0.21	0.51	<	0.093	0.22	0.45	U	<	0.094	0.23	0.45	U
4-Amino-2,6-dinitrotoluene	0.094 J	1 / 5	0.094	J	0.052	0.1	0.16	<	U	0.051	0.1	0.15	<	0.064	0.13	0.22	U	<	0.065	0.14	0.23	U
4-Nitrotoluene	-	0 / 5	<	U	0.091	0.21	0.52	<	U	0.091	0.21	0.51	<	0.22	0.45	1.1	U	<	0.23	0.45	1.1	U
HMX	2.1 J	3 / 5	0.77		0.029	0.1	0.16	2.1	J	0.037	0.1	0.15	0.47	0.098	0.22	0.45	J	<	0.099	0.23	0.45	U
MNX	1.2 J	1 / 5	<	U	0.037	0.1	0.52	1.2	J	0.029	0.1	0.51	<	4.0	4.0	22	U	<	0.40	0.40	2.3	U
Nitrobenzene	0.067 J	1 / 5	<	U	0.052	0.1	0.16	0.067	J	0.051	0.1	0.15	<	0.10	0.22	0.45	U	<	0.10	0.23	0.45	U
RDX	1.4 J	1 / 5	<	U	0.037	0.1	0.16	1.4	J	0.037	0.1	0.15	<	0.058	0.13	0.22	U	<	0.059	0.14	0.23	U
Tetryl	0.48 J	1 / 5	<	U	0.052	0.1	0.16	0.48	J	0.051	0.1	0.15	<	0.089	0.22	0.27	U	<	0.089	0.23	0.27	U

Notes:
< = less than reporting limit
µg/L = micrograms per liter
HMX = octahydro-1,3,5,7-tetranitro-1,3,5,7-tetrazocine
ID = identification number
J = estimated
LOQ = limit of quantifications
MNX = mono-nitroso-RDX
NA = not analyzed
NRL = no reporting limit
Qual = qualifier
RDX = hexahydro-1,3,5-trinitro-1,3,5-triazine
RL = reporting limit
U = nondetect

TABLE E.1.1-76
CORNHUSKER ARMY AMMUNITION PLANT
WELL G0113-EXPLOSIVES

FIELD ID			G0113		
METHOD	Maximum	Detection	SW846 M8330		
COLLECT DATE	Detection	Frequency	8/15/2014		
			Result	LOQ	Qual
EXPLOSIVES (µg/L)					
1,3,5-Trinitrobenzene	0.13 J	1 / 5	<	1.1	U
1,3-Dinitrobenzene	1.3 J	1 / 5	1.3	0.43	J
2,4,6-Trinitrotoluene	3 J	2 / 5	3	0.43	J
2,4-Dinitrotoluene	-	0 / 5	<	0.43	U
2,6-Dinitrotoluene	-	0 / 5	<	0.21	U
2-Amino-4,6-dinitrotoluene	-	0 / 5	<	0.21	U
2-Nitrotoluene	2.2 J	2 / 5	2.2	0.43	J
3-Nitrotoluene	-	0 / 5	<	0.43	U
4-Amino-2,6-dinitrotoluene	0.094 J	1 / 5	<	0.21	U
4-Nitrotoluene	-	0 / 5	<	1.1	U
HMX	2.1 J	3 / 5	<	0.43	U
MNX	1.2 J	1 / 5	<	2.1	U
Nitrobenzene	0.067 J	1 / 5	<	0.43	U
RDX	1.4 J	1 / 5	<	0.21	U
Tetryl	0.48 J	1 / 5	<	0.26	U

Notes:
< = less than reporting limit
µg/L = micrograms per liter
HMX = octahydro-1,3,5,7-tetranitro-1,3,5,7-tetrazocine
ID = identification number
J = estimated
LOQ = limit of quantifications
MNX = mono-nitroso-RDX
NA = not analyzed
NRL = no reporting limit
Qual = qualifier
RDX = hexahydro-1,3,5-trinitro-1,3,5-triazine
RL = reporting limit
U = nondetect

TABLE E.1.1-77
CORNHUSKER ARMY AMMUNITION PLANT
WELL G0114-EXPLOSIVES

FIELD ID			G0114					G0114					G0114					G0114				
METHOD	Maximum	Detection	SW846 M8330					SW846 M8330					SW846 M8330					SW846 M8330				
COLLECT DATE	Detection	Frequency	3/23/2018					3/30/2017					8/15/2016					8/17/2015				
			Result	Qual	DL	LOD	LOQ	Result	Qual	DL	LOD	LOQ	Result	DL	LOD	LOQ	Qual	Result	DL	LOD	LOQ	Qual
EXPLOSIVES (µg/L)																						
1,3,5-Trinitrobenzene	-	0 / 5	<	U	0.031	0.1	0.15	<	U	0.032	0.1	0.16	<	0.26	0.52	1.3	U	<	0.21	0.42	1.1	UJ
1,3-Dinitrobenzene	-	0 / 5	<	U	0.05	0.1	0.15	<	U	0.052	0.1	0.16	<	0.12	0.26	0.52	U	<	0.093	0.21	0.42	U
2,4,6-Trinitrotoluene	0.11 J	1 / 5	<	U	0.05	0.1	0.15	0.11	J	0.052	0.1	0.16	<	0.095	0.26	0.52	U	<	0.076	0.21	0.42	UJ
2,4-Dinitrotoluene	-	0 / 5	<	U	0.05	0.1	0.13	<	U	0.052	0.1	0.14	<	0.11	0.26	0.52	U	<	0.088	0.21	0.42	UJ
2,6-Dinitrotoluene	-	0 / 5	<	U	0.05	0.1	0.13	<	U	0.052	0.1	0.14	<	0.084	0.26	0.26	U	<	0.068	0.21	0.21	UJ
2-Amino-4,6-dinitrotoluene	-	0 / 5	<	U	0.03	0.1	0.15	<	U	0.031	0.1	0.16	<	0.066	0.16	0.26	U	<	0.053	0.13	0.21	UJ
2-Nitrotoluene	-	0 / 5	<	U	0.089	0.2	0.5	<	U	0.092	0.21	0.52	<	0.11	0.26	0.52	U	<	0.090	0.21	0.42	UJ
3-Nitrotoluene	-	0 / 5	<	U	0.058	0.2	0.5	<	U	0.059	0.21	0.52	<	0.11	0.26	0.52	U	<	0.088	0.21	0.42	UJ
4-Amino-2,6-dinitrotoluene	0.58	2 / 5	<	U	0.05	0.1	0.15	0.58		0.052	0.1	0.16	<	0.076	0.16	0.26	U	0.19	0.061	0.13	0.21	J
4-Nitrotoluene	-	0 / 5	<	U	0.089	0.2	0.5	<	U	0.092	0.21	0.52	<	0.26	0.52	1.3	U	<	0.21	0.42	1.1	UJ
HMX	2.8	2 / 5	0.68		0.028	0.1	0.15	2.8		0.037	0.1	0.16	<	0.11	0.26	0.52	U	<	0.092	0.21	0.42	U
MNX	0.55 J	2 / 5	<	U	0.036	0.1	0.5	0.095	J	0.029	0.1	0.52	<	0.47	0.47	2.6	U	0.55	0.38	0.38	2.1	J
Nitrobenzene	-	0 / 5	<	U	0.05	0.1	0.15	<	U	0.052	0.1	0.16	<	0.12	0.26	0.52	U	<	0.096	0.21	0.42	UJ
RDX	9.5 J	5 / 5	0.3		0.036	0.1	0.15	5.8		0.037	0.1	0.16	3.2	0.069	0.16	0.26	J	9.5	0.055	0.13	0.21	J
Tetryl	-	0 / 5	<	U	0.05	0.1	0.15	<	U	0.052	0.1	0.16	<	0.10	0.26	0.31	U	<	0.083	0.21	0.25	UJ

Notes:
< = less than reporting limit
µg/L = micrograms per liter
HMX = octahydro-1,3,5,7-tetranitro-1,3,5,7-tetrazocine
ID = identification number
J = estimated
LOQ = limit of quantifications
MNX = mono-nitroso-RDX
NA = not analyzed
NRL = no reporting limit
Qual = qualifier
RDX = hexahydro-1,3,5-trinitro-1,3,5-triazine
RL = reporting limit
U = nondetect

0.55 J

TABLE E.1.1-77
CORNHUSKER ARMY AMMUNITION PLANT
WELL G0114-EXPLOSIVES

FIELD ID			G0114		
METHOD	Maximum	Detection	SW846 M8330		
COLLECT DATE	Detection	Frequency	8/13/2014		
			Result	LOQ	Qual
EXPLOSIVES (µg/L)					
1,3,5-Trinitrobenzene	-	0 / 5	<	1	U
1,3-Dinitrobenzene	-	0 / 5	<	0.4	U
2,4,6-Trinitrotoluene	0.11 J	1 / 5	<	0.4	U
2,4-Dinitrotoluene	-	0 / 5	<	0.4	U
2,6-Dinitrotoluene	-	0 / 5	<	0.2	U
2-Amino-4,6-dinitrotoluene	-	0 / 5	<	0.2	U
2-Nitrotoluene	-	0 / 5	<	0.4	U
3-Nitrotoluene	-	0 / 5	<	0.4	U
4-Amino-2,6-dinitrotoluene	0.58	2 / 5	<	0.2	U
4-Nitrotoluene	-	0 / 5	<	1	U
HMX	2.8	2 / 5	<	0.4	U
MNX	0.55 J	2 / 5	<	2	U
Nitrobenzene	-	0 / 5	<	0.4	U
RDX	9.5 J	5 / 5	2.1	0.2	
Tetryl	-	0 / 5	<	0.24	UJ

Notes:
< = less than reporting limit
µg/L = micrograms per liter
HMX = octahydro-1,3,5,7-tetranitro-1,3,5,7-tetrazocine
ID = identification number
J = estimated
LOQ = limit of quantifications
MNX = mono-nitroso-RDX
NA = not analyzed
NRL = no reporting limit
Qual = qualifier
RDX = hexahydro-1,3,5-trinitro-1,3,5-triazine
RL = reporting limit
U = nondetect

TABLE E.1.1-78
CORNHUSKER ARMY AMMUNITION PLANT
WELL G0115-EXPLOSIVES

FIELD ID			G0115					G0115					G0115					G0115				
METHOD	Maximum	Detection	SW846 M8330					SW846 M8330					SW846 M8330					SW846 M8330				
COLLECT DATE	Detection	Frequency	3/19/2018					3/27/2017					8/4/2016					8/6/2015				
			Result	Qual	DL	LOD	LOQ	Result	Qual	DL	LOD	LOQ	Result	DL	LOD	LOQ	Qual	Result	DL	LOD	LOQ	Qual
EXPLOSIVES (µg/L)																						
1,3,5-Trinitrobenzene	0.34 J	1 / 5	<	U	0.031	0.1	0.15	0.34	J	0.033	0.11	0.16	<	0.23	0.46	1.2	U	<	0.24	0.48	1.2	U
1,3-Dinitrobenzene	-	0 / 5	<	U	0.05	0.1	0.15	<	U	0.053	0.11	0.16	<	0.10	0.23	0.46	U	<	0.11	0.24	0.48	U
2,4,6-Trinitrotoluene	0.58	2 / 5	<	U	0.05	0.1	0.15	<	U	0.053	0.11	0.16	<	0.084	0.23	0.46	U	0.58	0.086	0.24	0.48	
2,4-Dinitrotoluene	-	0 / 5	<	U	0.05	0.1	0.13	<	U	0.053	0.11	0.14	<	0.097	0.23	0.46	U	<	0.10	0.24	0.48	UJ
2,6-Dinitrotoluene	9.1 J	1 / 5	<	U	0.05	0.1	0.13	9.1	J	0.053	0.11	0.14	<	0.075	0.23	0.23	U	<	0.077	0.24	0.24	UJ
2-Amino-4,6-dinitrotoluene	1.7 J	2 / 5	<	U	0.03	0.1	0.15	<	U	0.032	0.11	0.16	<	0.059	0.14	0.23	U	0.81	0.060	0.14	0.24	J
2-Nitrotoluene	-	0 / 5	<	U	0.088	0.2	0.5	<	U	0.092	0.21	0.53	<	0.099	0.23	0.46	U	<	0.10	0.24	0.48	UJ
3-Nitrotoluene	-	0 / 5	<	U	0.057	0.2	0.5	<	U	0.06	0.21	0.53	<	0.097	0.23	0.46	U	<	0.099	0.24	0.48	UJ
4-Amino-2,6-dinitrotoluene	6.3 J	1 / 5	<	U	0.05	0.1	0.15	<	U	0.053	0.11	0.16	<	0.067	0.14	0.23	U	<	0.069	0.14	0.24	U
4-Nitrotoluene	-	0 / 5	<	U	0.088	0.2	0.5	<	U	0.092	0.21	0.53	<	0.23	0.46	1.2	U	<	0.24	0.48	1.2	UJ
HMX	5 J	2 / 5	2.1	J	0.028	0.1	0.15	5	J	0.038	0.11	0.16	<	0.10	0.23	0.46	U	<	0.10	0.24	0.48	U
MNX	0.13 J	1 / 5	<	U	0.036	0.1	0.5	0.13	J	0.029	0.11	0.53	<	0.83	0.83	4.6	U	<	0.43	0.43	2.3	U
Nitrobenzene	0.26 J	1 / 5	<	U	0.05	0.1	0.15	<	U	0.053	0.11	0.16	0.26	0.11	0.23	0.46	J	<	0.11	0.24	0.48	U
RDX	0.94 J	1 / 5	<	U	0.036	0.1	0.15	0.94	J	0.038	0.11	0.16	<	0.061	0.14	0.23	U	<	0.062	0.14	0.24	U
Tetryl	-	0 / 5	<	U	0.05	0.1	0.15	<	U	0.053	0.11	0.16	<	0.092	0.23	0.28	U	<	0.094	0.24	0.29	U

Notes:
< = less than reporting limit
µg/L = micrograms per liter
HMX = octahydro-1,3,5,7-tetranitro-1,3,5,7-tetrazocine
ID = identification number
J = estimated
LOQ = limit of quantifications
MNX = mono-nitroso-RDX
NA = not analyzed
NRL = no reporting limit
Qual = qualifier
RDX = hexahydro-1,3,5-trinitro-1,3,5-triazine
RL = reporting limit
U = nondetect

TABLE E.1.1-78
CORNHUSKER ARMY AMMUNITION PLANT
WELL G0115-EXPLOSIVES

FIELD ID			G0115		
METHOD	Maximum	Detection	SW846 M8330		
COLLECT DATE	Detection	Frequency	8/11/2014		
			Result	LOQ	Qual
EXPLOSIVES (µg/L)					
1,3,5-Trinitrobenzene	0.34 J	1 / 5	<	1	U
1,3-Dinitrobenzene	-	0 / 5	<	0.41	U
2,4,6-Trinitrotoluene	0.58	2 / 5	0.39	0.41	J
2,4-Dinitrotoluene	-	0 / 5	<	0.41	U
2,6-Dinitrotoluene	9.1 J	1 / 5	<	0.21	U
2-Amino-4,6-dinitrotoluene	1.7 J	2 / 5	1.7	0.21	J
2-Nitrotoluene	-	0 / 5	<	0.41	U
3-Nitrotoluene	-	0 / 5	<	0.41	U
4-Amino-2,6-dinitrotoluene	6.3 J	1 / 5	6.3	0.21	J
4-Nitrotoluene	-	0 / 5	<	1	U
HMX	5 J	2 / 5	<	0.41	U
MNX	0.13 J	1 / 5	<	2.1	U
Nitrobenzene	0.26 J	1 / 5	<	0.41	U
RDX	0.94 J	1 / 5	<	0.21	U
Tetryl	-	0 / 5	<	0.25	UJ

Notes:
< = less than reporting limit
µg/L = micrograms per liter
HMX = octahydro-1,3,5,7-tetranitro-1,3,5,7-tetrazocine
ID = identification number
J = estimated
LOQ = limit of quantifications
MNX = mono-nitroso-RDX
NA = not analyzed
NRL = no reporting limit
Qual = qualifier
RDX = hexahydro-1,3,5-trinitro-1,3,5-triazine
RL = reporting limit
U = nondetect

TABLE E.1.1-79
CORNHUSKER ARMY AMMUNITION PLANT
WELL G0014-EXPLOSIVES

FIELD ID			G0116					G0116					G0116					G0116					G0116		
METHOD	Maximum	Detection	SW846 M8330					SW846 M8330					SW846 M8330					SW846 M8330					SW846 M8330		
COLLECT DATE	Detection	Frequency	3/15/2018					3/25/2017					8/5/2016					8/11/2015					8/13/2014		
			Result	Qual	DL	LOD	LOQ	Result	Qual	DL	LOD	LOQ	Result	DL	LOD	LOQ	Qual	Result	DL	LOD	LOQ	Qual	Result	LOQ	Qual
EXPLOSIVES (µg/L)																									
1,3,5-Trinitrobenzene	-	0 / 5	<	U	0.032	0.1	0.15	<	U	0.034	0.11	0.17	<	0.22	0.44	1.1	U	<	0.20	0.41	1.0	UJ	<	1	U
1,3-Dinitrobenzene	-	0 / 5	<	U	0.051	0.1	0.15	<	U	0.055	0.11	0.17	<	0.097	0.22	0.44	U	<	0.091	0.20	0.41	UJ	<	0.41	U
2,4,6-Trinitrotoluene	0.23 J	1 / 5	<	U	0.051	0.1	0.15	0.23	J	0.055	0.11	0.17	<	0.079	0.22	0.44	U	<	0.074	0.20	0.41	UJ	<	0.41	U
2,4-Dinitrotoluene	3.3	1 / 5	3.3		0.051	0.1	0.13	<	U	0.055	0.11	0.14	<	0.092	0.22	0.44	U	<	0.086	0.20	0.41	UJ	<	0.41	U
2,6-Dinitrotoluene	-	0 / 5	<	U	0.051	0.1	0.13	<	U	0.055	0.11	0.14	<	0.071	0.22	0.22	U	<	0.066	0.20	0.20	UJ	<	0.21	U
2-Amino-4,6-dinitrotoluene	-	0 / 5	<	U	0.031	0.1	0.15	<	U	0.033	0.11	0.17	<	0.055	0.13	0.22	U	<	0.052	0.12	0.20	UJ	<	0.21	U
2-Nitrotoluene	-	0 / 5	<	U	0.09	0.2	0.51	<	U	0.097	0.22	0.55	<	0.093	0.22	0.44	U	<	0.087	0.20	0.41	UJ	<	0.41	U
3-Nitrotoluene	-	0 / 5	<	U	0.058	0.2	0.51	<	U	0.063	0.22	0.55	<	0.091	0.22	0.44	U	<	0.085	0.20	0.41	UJ	<	0.41	U
4-Amino-2,6-dinitrotoluene	-	0 / 5	<	U	0.051	0.1	0.15	<	U	0.055	0.11	0.17	<	0.063	0.13	0.22	U	<	0.059	0.12	0.20	UJ	<	0.21	U
4-Nitrotoluene	-	0 / 5	<	U	0.09	0.2	0.51	<	U	0.097	0.22	0.55	<	0.22	0.44	1.1	U	<	0.20	0.41	1.0	UJ	<	1	U
HMX	9.1 J	1 / 5	9.1	J	0.029	0.1	0.15	<	U	0.04	0.11	0.17	<	0.096	0.22	0.44	U	<	0.089	0.20	0.41	U	<	0.41	U
MNX	4.7 J	1 / 5	<	U	0.037	0.1	0.51	<	U	0.031	0.11	0.55	<	0.39	0.39	2.2	U	4.7	0.37	0.4	2.0	J	<	2.1	U
Nitrobenzene	-	0 / 5	<	U	0.051	0.1	0.15	<	U	0.055	0.11	0.17	<	0.099	0.22	0.44	U	<	0.093	0.20	0.41	UJ	<	0.41	U
RDX	0.47 J	1 / 5	<	U	0.037	0.1	0.15	0.47	J	0.04	0.11	0.17	<	0.057	0.13	0.22	U	<	0.053	0.12	0.20	U	<	0.21	U
Tetryl	0.58 J	1 / 5	<	U	0.051	0.1	0.15	0.58	J	0.055	0.11	0.17	<	0.087	0.22	0.26	U	<	0.081	0.20	0.24	UJ	<	0.25	U

Notes:
< = less than reporting limit
µg/L = micrograms per liter
HMX = octahydro-1,3,5,7-tetranitro-1,3,5,7-tetrazocine
ID = identification number
J = estimated
LOQ = limit of quantifications
MNX = mono-nitroso-RDX
NA = not analyzed
NRL = no reporting limit
Qual = qualifier
RDX = hexahydro-1,3,5-trinitro-1,3,5-triazine
RL = reporting limit
U = nondetect

TABLE E.1.1-80
CORNHUSKER ARMY AMMUNITION PLANT
WELL G0117-EXPLOSIVES

FIELD ID			G0117					G0117					G0117					G0117				
METHOD	Maximum	Detection	SW846 M8330					SW846 M8330					SW846 M8330					SW846 M8330				
COLLECT DATE	Detection	Frequency	3/14/2018					3/25/2017					8/10/2016					8/11/2015				
			Result	Qual	DL	LOD	LOQ	Result	Qual	DL	LOD	LOQ	Result	DL	LOD	LOQ	Qual	Result	DL	LOD	LOQ	Qual
EXPLOSIVES (µg/L)																						
1,3,5-Trinitrobenzene	-	0 / 5	<	U	0.032	0.1	0.16	<	U	0.032	0.1	0.15	<	0.23	0.46	1.2	U	<	0.21	0.42	1.0	UJ
1,3-Dinitrobenzene	-	0 / 5	<	U	0.052	0.1	0.16	<	U	0.051	0.1	0.15	<	0.10	0.23	0.46	U	<	0.092	0.21	0.42	UJ
2,4,6-Trinitrotoluene	3.6 J	1 / 5	<	U	0.052	0.1	0.16	<	U	0.051	0.1	0.15	<	0.084	0.23	0.46	U	<	0.075	0.21	0.42	UJ
2,4-Dinitrotoluene	-	0 / 5	<	U	0.052	0.1	0.14	<	U	0.051	0.1	0.13	<	0.097	0.23	0.46	U	<	0.087	0.21	0.42	UJ
2,6-Dinitrotoluene	-	0 / 5	<	U	0.052	0.1	0.14	<	U	0.051	0.1	0.13	<	0.075	0.23	0.23	U	<	0.067	0.21	0.21	UJ
2-Amino-4,6-dinitrotoluene	6.5 J	1 / 5	<	U	0.031	0.1	0.16	<	U	0.031	0.1	0.15	<	0.059	0.14	0.23	U	<	0.053	0.12	0.21	UJ
2-Nitrotoluene	-	0 / 5	<	U	0.092	0.21	0.52	<	U	0.091	0.21	0.51	<	0.099	0.23	0.46	U	<	0.089	0.21	0.42	UJ
3-Nitrotoluene	-	0 / 5	<	U	0.06	0.21	0.52	<	U	0.059	0.21	0.51	<	0.097	0.23	0.46	U	<	0.087	0.21	0.42	UJ
4-Amino-2,6-dinitrotoluene	9.5 J	1 / 5	<	U	0.052	0.1	0.16	<	U	0.051	0.1	0.15	<	0.067	0.14	0.23	U	<	0.060	0.12	0.21	UJ
4-Nitrotoluene	-	0 / 5	<	U	0.092	0.21	0.52	<	U	0.091	0.21	0.51	<	0.23	0.46	1.2	U	<	0.21	0.42	1.0	UJ
HMX	-	0 / 5	<	U	0.029	0.1	0.16	<	U	0.037	0.1	0.15	<	0.10	0.23	0.46	U	<	0.091	0.21	0.42	UJ
MNX	-	0 / 5	<	U	0.038	0.1	0.52	<	U	0.029	0.1	0.51	<	0.42	0.42	2.3	U	<	0.37	0.37	2.1	UJ
Nitrobenzene	-	0 / 5	<	U	0.052	0.1	0.16	<	U	0.051	0.1	0.15	<	0.11	0.23	0.46	U	<	0.095	0.21	0.42	UJ
RDX	1.5 J	1 / 5	<	U	0.038	0.1	0.16	1.5	J	0.037	0.1	0.15	<	0.061	0.14	0.23	U	<	0.054	0.12	0.21	UJ
Tetryl	-	0 / 5	<	U	0.052	0.1	0.16	<	U	0.051	0.1	0.15	<	0.092	0.23	0.28	U	<	0.083	0.21	0.25	UJ

Notes:
< = less than reporting limit
µg/L = micrograms per liter
HMX = octahydro-1,3,5,7-tetranitro-1,3,5,7-tetrazocine
ID = identification number
J = estimated
LOQ = limit of quantifications
MNX = mono-nitroso-RDX
NA = not analyzed
NRL = no reporting limit
Qual = qualifier
RDX = hexahydro-1,3,5-trinitro-1,3,5-triazine
RL = reporting limit
U = nondetect

TABLE E.1.1-80
CORNHUSKER ARMY AMMUNITION PLANT
WELL G0117-EXPLOSIVES

FIELD ID			G0117		
METHOD	Maximum	Detection	SW846 M8330		
COLLECT DATE	Detection	Frequency	8/12/2014		
			Result	LOQ	Qual
EXPLOSIVES (µg/L)					
1,3,5-Trinitrobenzene	-	0 / 5	<	1	U
1,3-Dinitrobenzene	-	0 / 5	<	0.42	U
2,4,6-Trinitrotoluene	3.6 J	1 / 5	3.6	0.42	J
2,4-Dinitrotoluene	-	0 / 5	<	0.42	U
2,6-Dinitrotoluene	-	0 / 5	<	0.21	U
2-Amino-4,6-dinitrotoluene	6.5 J	1 / 5	6.5	0.21	J
2-Nitrotoluene	-	0 / 5	<	0.42	U
3-Nitrotoluene	-	0 / 5	<	0.42	U
4-Amino-2,6-dinitrotoluene	9.5 J	1 / 5	9.5	0.21	J
4-Nitrotoluene	-	0 / 5	<	1	U
HMX	-	0 / 5	<	0.42	U
MNX	-	0 / 5	<	2.1	U
Nitrobenzene	-	0 / 5	<	0.42	U
RDX	1.5 J	1 / 5	<	0.21	U
Tetryl	-	0 / 5	<	0.25	UJ

Notes:
< = less than reporting limit
µg/L = micrograms per liter
HMX = octahydro-1,3,5,7-tetranitro-1,3,5,7-tetrazocine
ID = identification number
J = estimated
LOQ = limit of quantifications
MNX = mono-nitroso-RDX
NA = not analyzed
NRL = no reporting limit
Qual = qualifier
RDX = hexahydro-1,3,5-trinitro-1,3,5-triazine
RL = reporting limit
U = nondetect

TABLE E.1.1-81
CORNHUSKER ARMY AMMUNITION PLANT
WELL G0118-EXPLOSIVES

FIELD ID			G0118					G0118					G0118					G0118				
METHOD	Maximum	Detection	SW846 M8330					SW846 M8330					SW846 M8330					SW846 M8330				
COLLECT DATE	Detection	Frequency	3/22/2018					3/29/2017					8/16/2016					8/18/2015				
			Result	Qual	DL	LOD	LOQ	Result	Qual	DL	LOD	LOQ	Result	DL	LOD	LOQ	Qual	Result	DL	LOD	LOQ	Qual
EXPLOSIVES (µg/L)																						
1,3,5-Trinitrobenzene	47 J	1 / 5	<	U	0.033	0.11	0.16	<	U	0.032	0.1	0.16	<	0.22	0.44	1.1	U	<	0.21	0.42	1.1	U
1,3-Dinitrobenzene	-	0 / 5	<	U	0.053	0.11	0.16	<	U	0.052	0.1	0.16	<	0.097	0.22	0.44	U	<	0.095	0.21	0.43	UJ
2,4,6-Trinitrotoluene	12 J	2 / 5	<	U	0.053	0.11	0.16	0.49	J	0.052	0.1	0.16	<	0.079	0.22	0.44	U	<	0.077	0.21	0.43	U
2,4-Dinitrotoluene	0.23 J	1 / 5	<	U	0.053	0.11	0.14	<	U	0.052	0.1	0.14	<	0.091	0.22	0.44	U	<	0.089	0.21	0.43	U
2,6-Dinitrotoluene	-	0 / 5	<	U	0.053	0.11	0.14	<	U	0.052	0.1	0.14	<	0.070	0.22	0.22	U	<	0.069	0.21	0.21	U
2-Amino-4,6-dinitrotoluene	1.7 J	2 / 5	<	U	0.032	0.11	0.16	<	U	0.031	0.1	0.16	<	0.055	0.13	0.22	U	0.32	0.054	0.13	0.21	J
2-Nitrotoluene	-	0 / 5	<	U	0.092	0.21	0.53	<	U	0.092	0.21	0.52	<	0.093	0.22	0.44	U	<	0.00	0.21	0.43	U
3-Nitrotoluene	-	0 / 5	<	U	0.06	0.21	0.53	<	U	0.06	0.21	0.52	<	0.091	0.22	0.44	U	<	0.091	0.21	0.43	UJ
4-Amino-2,6-dinitrotoluene	2.3 J	1 / 5	<	U	0.053	0.11	0.16	<	U	0.052	0.1	0.16	<	0.063	0.13	0.22	U	<	0.062	0.13	0.21	UJ
4-Nitrotoluene	-	0 / 5	<	U	0.092	0.21	0.53	<	U	0.092	0.21	0.52	<	0.22	0.44	1.1	U	<	0.21	0.42	1.1	U
HMX	5.3	2 / 5	5	J	0.029	0.11	0.16	<	U	0.038	0.1	0.16	<	0.095	0.22	0.44	U	5.3	0.093	0.21	0.43	
MNX	0.57 J	2 / 5	<	U	0.038	0.11	0.53	<	U	0.029	0.1	0.52	<	0.39	0.39	2.2	U	0.54	0.38	0.38	2.1	J
Nitrobenzene	-	0 / 5	<	U	0.053	0.11	0.16	<	U	0.052	0.1	0.16	<	0.099	0.22	0.44	U	<	0.097	0.21	0.43	U
RDX	0.8 J	2 / 5	<	U	0.038	0.11	0.16	<	U	0.038	0.1	0.16	<	0.057	0.13	0.22	U	0.8	0.056	0.13	0.21	J
Tetryl	-	0 / 5	<	U	0.053	0.11	0.16	<	U	0.052	0.1	0.16	<	0.086	0.22	0.26	U	<	0.085	0.21	0.26	U

Notes:
< = less than reporting limit
µg/L = micrograms per liter
HMX = octahydro-1,3,5,7-tetranitro-1,3,5,7-tetrazocine
ID = identification number
J = estimated
LOQ = limit of quantifications
MNX = mono-nitroso-RDX
NA = not analyzed
NRL = no reporting limit
Qual = qualifier
RDX = hexahydro-1,3,5-trinitro-1,3,5-triazine
RL = reporting limit
U = nondetect

TABLE E.1.1-81
CORNHUSKER ARMY AMMUNITION PLANT
WELL G0118-EXPLOSIVES

FIELD ID			G0118		
METHOD	Maximum	Detection	SW846 M8330		
COLLECT DATE	Detection	Frequency	12/9/2014		
			Result	LOQ	Qual
EXPLOSIVES (µg/L)					
1,3,5-Trinitrobenzene	47 J	1 / 5	47	12	J
1,3-Dinitrobenzene	-	0 / 5	<	0.47	U
2,4,6-Trinitrotoluene	12 J	2 / 5	12	0.47	J
2,4-Dinitrotoluene	0.23 J	1 / 5	0.23	0.47	J
2,6-Dinitrotoluene	-	0 / 5	<	0.24	U
2-Amino-4,6-dinitrotoluene	1.7 J	2 / 5	1.7	0.24	J
2-Nitrotoluene	-	0 / 5	<	0.47	U
3-Nitrotoluene	-	0 / 5	<	0.47	U
4-Amino-2,6-dinitrotoluene	2.3 J	1 / 5	2.3	0.24	J
4-Nitrotoluene	-	0 / 5	<	1.2	U
HMX	5.3	2 / 5	<	0.47	U
MNX	0.57 J	2 / 5	0.57	2.4	J
Nitrobenzene	-	0 / 5	<	0.47	U
RDX	0.8 J	2 / 5	0.67	0.24	J
Tetryl	-	0 / 5	<	0.28	U

Notes:
< = less than reporting limit
µg/L = micrograms per liter
HMX = octahydro-1,3,5,7-tetranitro-1,3,5,7-tetrazocine
ID = identification number
J = estimated
LOQ = limit of quantifications
MNX = mono-nitroso-RDX
NA = not analyzed
NRL = no reporting limit
Qual = qualifier
RDX = hexahydro-1,3,5-trinitro-1,3,5-triazine
RL = reporting limit
U = nondetect

TABLE E.1.1-82
CORNHUSKER ARMY AMMUNITION PLANT
WELL G0119-EXPLOSIVES

FIELD ID			G0119					G0119					G0119					G0119				
METHOD	Maximum	Detection	SW846 M8330					SW846 M8330					SW846 M8330					SW846 M8330				
COLLECT DATE	Detection	Frequency	3/15/2018					3/28/2017					8/10/2016					8/7/2015				
			Result	Qual	DL	LOD	LOQ	Result	Qual	DL	LOD	LOQ	Result	DL	LOD	LOQ	Qual	Result	DL	LOD	LOQ	Qual
EXPLOSIVES (µg/L)																						
1,3,5-Trinitrobenzene	-	0 / 5	<	UJ	0.032	0.1	0.15	<	UJ	0.032	0.1	0.16	<	0.22	0.44	1.1	U	<	0.22	0.22	1.1	U
1,3-Dinitrobenzene	-	0 / 5	<	UJ	0.051	0.1	0.15	<	UJ	0.052	0.1	0.16	<	0.097	0.22	0.44	U	<	0.098	0.22	0.44	U
2,4,6-Trinitrotoluene	-	0 / 5	<	UJ	0.051	0.1	0.15	<	UJ	0.052	0.1	0.16	<	0.079	0.22	0.44	U	<	0.080	0.22	0.44	U
2,4-Dinitrotoluene	-	0 / 5	<	UJ	0.051	0.1	0.13	<	UJ	0.052	0.1	0.14	<	0.092	0.22	0.44	U	<	0.093	0.22	0.44	UJ
2,6-Dinitrotoluene	-	0 / 5	<	UJ	0.051	0.1	0.13	<	UJ	0.052	0.1	0.14	<	0.071	0.22	0.22	U	<	0.071	0.22	0.22	UJ
2-Amino-4,6-dinitrotoluene	0.074 J	1 / 5	<	UJ	0.031	0.1	0.15	<	UJ	0.031	0.1	0.16	<	0.056	0.13	0.22	U	<	0.056	0.13	0.22	UJ
2-Nitrotoluene	-	0 / 5	<	UJ	0.09	0.2	0.51	<	UJ	0.092	0.21	0.52	<	0.094	0.22	0.44	U	<	0.095	0.22	0.44	UJ
3-Nitrotoluene	-	0 / 5	<	UJ	0.058	0.2	0.51	<	UJ	0.06	0.21	0.52	<	0.091	0.22	0.44	U	<	0.092	0.22	0.44	UJ
4-Amino-2,6-dinitrotoluene	-	0 / 5	<	UJ	0.051	0.1	0.15	<	UJ	0.052	0.1	0.16	<	0.063	0.13	0.22	U	<	0.064	0.13	0.22	U
4-Nitrotoluene	-	0 / 5	<	UJ	0.09	0.2	0.51	<	UJ	0.092	0.21	0.52	<	0.22	0.44	1.1	U	<	0.22	0.44	1.1	UJ
HMX	2.5 J	3 / 5	0.085	J	0.029	0.1	0.15	<	UJ	0.038	0.1	0.16	2.5	0.096	0.22	0.44	J	2.0	0.097	0.22	0.44	
MNX	0.63 J	1 / 5	<	UJ	0.037	0.1	0.51	<	UJ	0.029	0.1	0.52	<	3.9	3.9	22	U	0.63	0.40	0.40	2.2	J
Nitrobenzene	0.39 J	1 / 5	<	UJ	0.051	0.1	0.15	<	UJ	0.052	0.1	0.16	0.39	0.10	0.22	0.44	J	<	0.10	0.22	0.44	U
RDX	4	2 / 5	<	UJ	0.037	0.1	0.15	<	UJ	0.038	0.1	0.16	<	0.057	0.13	0.22	U	4.0	0.058	0.13	0.22	
Tetryl	-	0 / 5	<	UJ	0.051	0.1	0.15	<	UJ	0.052	0.1	0.16	<	0.087	0.22	0.26	U	<	0.088	0.22	0.27	U

Notes:
< = less than reporting limit
µg/L = micrograms per liter
HMX = octahydro-1,3,5,7-tetranitro-1,3,5,7-tetrazocine
ID = identification number
J = estimated
LOQ = limit of quantifications
MNX = mono-nitroso-RDX
NA = not analyzed
NRL = no reporting limit
Qual = qualifier
RDX = hexahydro-1,3,5-trinitro-1,3,5-triazine
RL = reporting limit
U = nondetect

TABLE E.1.1-82
CORNHUSKER ARMY AMMUNITION PLANT
WELL G0119-EXPLOSIVES

FIELD ID			G0119		
METHOD	Maximum	Detection	SW846 M8330		
COLLECT DATE	Detection	Frequency	12/8/2014		
			Result	LOQ	Qual
EXPLOSIVES (µg/L)					
1,3,5-Trinitrobenzene	-	0 / 5	<	0.97	U
1,3-Dinitrobenzene	-	0 / 5	<	0.39	U
2,4,6-Trinitrotoluene	-	0 / 5	<	0.39	U
2,4-Dinitrotoluene	-	0 / 5	<	0.39	U
2,6-Dinitrotoluene	-	0 / 5	<	0.39	U
2-Amino-4,6-dinitrotoluene	0.074 J	1 / 5	0.074	0.39	J
2-Nitrotoluene	-	0 / 5	<	0.39	U
3-Nitrotoluene	-	0 / 5	<	0.39	U
4-Amino-2,6-dinitrotoluene	-	0 / 5	<	0.39	U
4-Nitrotoluene	-	0 / 5	<	0.97	U
HMX	2.5 J	3 / 5	<	0.39	U
MNX	0.63 J	1 / 5	<	1.9	U
Nitrobenzene	0.39 J	1 / 5	<	0.39	U
RDX	4	2 / 5	0.99	0.39	
Tetryl	-	0 / 5	<	0.39	U

Notes:
< = less than reporting limit
µg/L = micrograms per liter
HMX = octahydro-1,3,5,7-tetranitro-1,3,5,7-tetrazocine
ID = identification number
J = estimated
LOQ = limit of quantifications
MNX = mono-nitroso-RDX
NA = not analyzed
NRL = no reporting limit
Qual = qualifier
RDX = hexahydro-1,3,5-trinitro-1,3,5-triazine
RL = reporting limit
U = nondetect

TABLE E.1.1-83
CORNHUSKER ARMY AMMUNITION PLANT
WELL G0120-EXPLOSIVES

FIELD ID			G0120					G0120					G0120					G0120				
METHOD	Maximum	Detection	SW846 M8330					SW846 M8330					SW846 M8330					SW846 M8330				
COLLECT DATE	Detection	Frequency	3/14/2018					3/25/2017					8/9/2016					8/11/2015				
			Result	Qual	DL	LOD	LOQ	Result	Qual	DL	LOD	LOQ	Result	DL	LOD	LOQ	Qual	Result	DL	LOD	LOQ	Qual
EXPLOSIVES (µg/L)																						
1,3,5-Trinitrobenzene	-	0 / 5	<	U	0.032	0.1	0.16	<	U	0.032	0.1	0.16	<	0.24	0.49	1.2	U	<	0.20	0.41	1.0	UJ
1,3-Dinitrobenzene	-	0 / 5	<	U	0.052	0.1	0.16	<	U	0.052	0.1	0.16	<	0.11	0.24	0.49	U	<	0.090	0.20	0.41	UJ
2,4,6-Trinitrotoluene	1.4 J	1 / 5	<	U	0.052	0.1	0.16	<	U	0.052	0.1	0.16	<	0.088	0.24	0.49	U	1.4	0.073	0.20	0.41	J
2,4-Dinitrotoluene	0.22 J	2 / 5	<	U	0.052	0.1	0.13	0.22		0.052	0.1	0.14	<	0.10	0.24	0.49	U	0.22	0.085	0.20	0.41	J
2,6-Dinitrotoluene	-	0 / 5	<	U	0.052	0.1	0.13	<	U	0.052	0.1	0.14	<	0.078	0.24	0.24	U	<	0.065	0.20	0.20	UJ
2-Amino-4,6-dinitrotoluene	14	2 / 5	<	U	0.031	0.1	0.16	<	U	0.031	0.1	0.16	14	0.062	0.15	0.24		12	0.051	0.12	0.20	
2-Nitrotoluene	-	0 / 5	<	U	0.091	0.21	0.52	<	U	0.092	0.21	0.52	<	0.10	0.24	0.49	U	<	0.087	0.20	0.41	UJ
3-Nitrotoluene	-	0 / 5	<	U	0.059	0.21	0.52	<	U	0.06	0.21	0.52	<	0.10	0.24	0.49	U	<	0.084	0.20	0.41	UJ
4-Amino-2,6-dinitrotoluene	8.6	2 / 5	<	U	0.052	0.1	0.16	<	U	0.052	0.1	0.16	8.6	0.070	0.15	0.24		8.1	0.058	0.12	0.20	
4-Nitrotoluene	-	0 / 5	<	U	0.091	0.21	0.52	<	U	0.092	0.21	0.52	<	0.24	0.49	1.2	U	<	0.20	0.41	1.0	UJ
HMX	10 J	2 / 5	10	J	0.029	0.1	0.16	<	U	0.038	0.1	0.16	0.40	0.11	0.24	0.49	J	<	0.089	0.20	0.41	U
MNX	73 J	1 / 5	<	U	0.037	0.1	0.52	<	U	0.029	0.1	0.52	<	0.44	0.44	2.4	U	73	0.36	0.36	2.0	J
Nitrobenzene	0.2 J	1 / 5	<	U	0.052	0.1	0.16	0.2	J	0.052	0.1	0.16	<	0.11	0.24	0.49	U	<	0.092	0.20	0.41	UJ
RDX	0.72 J	1 / 5	<	U	0.037	0.1	0.16	0.72	J	0.038	0.1	0.16	<	0.064	0.15	0.24	U	<	0.053	0.12	0.20	U
Tetryl	-	0 / 5	<	U	0.052	0.1	0.16	<	U	0.052	0.1	0.16	<	0.096	0.24	0.29	U	<	0.080	0.20	0.24	UJ

Notes:
< = less than reporting limit
µg/L = micrograms per liter
HMX = octahydro-1,3,5,7-tetranitro-1,3,5,7-tetrazocine
ID = identification number
J = estimated
LOQ = limit of quantifications
MNX = mono-nitroso-RDX
NA = not analyzed
NRL = no reporting limit
Qual = qualifier
RDX = hexahydro-1,3,5-trinitro-1,3,5-triazine
RL = reporting limit
U = nondetect

TABLE E.1.1-83
CORNHUSKER ARMY AMMUNITION PLANT
WELL G0120-EXPLOSIVES

FIELD ID			G0120		
METHOD	Maximum	Detection	SW846 M8330		
COLLECT DATE	Detection	Frequency	12/8/2014		
			Result	LOQ	Qual
EXPLOSIVES (µg/L)					
1,3,5-Trinitrobenzene	-	0 / 5	<	0.95	U
1,3-Dinitrobenzene	-	0 / 5	<	0.38	U
2,4,6-Trinitrotoluene	1.4 J	1 / 5	<	0.38	U
2,4-Dinitrotoluene	0.22 J	2 / 5	<	0.38	U
2,6-Dinitrotoluene	-	0 / 5	<	0.19	U
2-Amino-4,6-dinitrotoluene	14	2 / 5	<	0.19	U
2-Nitrotoluene	-	0 / 5	<	0.38	U
3-Nitrotoluene	-	0 / 5	<	0.38	U
4-Amino-2,6-dinitrotoluene	8.6	2 / 5	<	0.19	U
4-Nitrotoluene	-	0 / 5	<	0.95	U
HMX	10 J	2 / 5	<	0.38	U
MNX	73 J	1 / 5	<	1.9	U
Nitrobenzene	0.2 J	1 / 5	<	0.38	U
RDX	0.72 J	1 / 5	<	0.19	U
Tetryl	-	0 / 5	<	0.23	U

Notes:
< = less than reporting limit
µg/L = micrograms per liter
HMX = octahydro-1,3,5,7-tetranitro-1,3,5,7-tetrazocine
ID = identification number
J = estimated
LOQ = limit of quantifications
MNX = mono-nitroso-RDX
NA = not analyzed
NRL = no reporting limit
Qual = qualifier
RDX = hexahydro-1,3,5-trinitro-1,3,5-triazine
RL = reporting limit
U = nondetect

TABLE E.1.1-84
CORNHUSKER ARMY AMMUNITION PLANT
WELL G0121-EXPLOSIVES

FIELD ID			G0121-16A					G0121-16A					G0121-16A				
METHOD	Maximum	Detection	SW846 8330A					SW846 8330A					SW846 8330A				
COLLECT DATE	Detection	Frequency	3/22/2018					3/30/2017					11/30/2016				
			Result	Qual	DL	LOD	LOQ	Result	Qual	DL	LOD	LOQ	Result	DL	LOD	LOQ	Qual
EXPLOSIVES (µg/L)																	
1,3,5-Trinitrobenzene	1.4	1 / 3	<	U	0.031	0.1	0.15	1.4		0.032	0.1	0.16	<	2.1	4.2	10	U
1,3-Dinitrobenzene	0.6	1 / 3	<	U	0.05	0.1	0.15	0.57		0.052	0.1	0.16	<	0.92	2.1	4.2	U
2,4,6-Trinitrotoluene	2.8 J	1 / 3	<	U	0.05	0.1	0.15	2.8	J	0.052	0.1	0.16	<	0.75	2.1	4.2	U
2,4-Dinitrotoluene	-	0 / 3	<	U	0.05	0.1	0.13	<	U	0.052	0.1	0.13	<	0.87	2.1	4.2	U
2,6-Dinitrotoluene	-	0 / 3	<	U	0.05	0.1	0.13	<	U	0.052	0.1	0.13	<	0.07	0.21	0.21	U
2-Amino-4,6-dinitrotoluene	0.5	1 / 3	0.5		0.03	0.1	0.15	<	U	0.031	0.1	0.16	<	0.53	1.3	2.1	U
2-Nitrotoluene	-	0 / 3	<	U	0.088	0.2	0.5	<	U	0.091	0.21	0.52	<	0.89	2.1	4.2	U
3-Nitrotoluene	-	0 / 3	<	U	0.057	0.2	0.5	<	U	0.059	0.21	0.52	<	0.09	0.21	0.42	U
4-Amino-2,6-dinitrotoluene	0.51	1 / 3	0.51		0.05	0.1	0.15	<	U	0.052	0.1	0.16	<	0.6	1.3	2.1	U
4-Nitrotoluene	-	0 / 3	<	U	0.088	0.2	0.5	<	U	0.091	0.21	0.52	<	2.1	4.2	10	U
HMX	14 J	1 / 3	6.7	J	0.028	0.1	0.15	<	U	0.037	0.1	0.16	14	0.91	2.1	4.2	J
MNX	-	0 / 3	<	U	0.036	0.1	0.5	<	U	0.029	0.1	0.52	<	0.37	0.37	2.1	U
Nitrobenzene	-	0 / 3	<	U	0.05	0.1	0.15	<	U	0.052	0.1	0.16	<	0.95	2.1	4.2	U
RDX	5.2 J	1 / 3	1.7		0.036	0.1	0.15	5.7	J	0.037	0.1	0.16	2.2	0.05	0.13	0.21	J
Tetryl	-	0 / 3	<	U	0.05	0.1	0.15	<	U	0.052	0.1	0.16	<	0.83	2.1	2.5	U

Notes:
< = less than reporting limit
µg/L = micrograms per liter
HMX = octahydro-1,3,5,7-tetranitro-1,3,5,7-tetrazocine
ID = identification number
J = estimated
LOQ = limit of quantifications
MNX = mono-nitroso-RDX
NA = not analyzed
NRL = no reporting limit
Qual = qualifier
RDX = hexahydro-1,3,5-trinitro-1,3,5-triazine
RL = reporting limit
U = nondetect

TABLE E.1.2-1
CORNHUSKER ARMY AMMUNITION PLANT
PIEZOMETER PZ001-EXPLOSIVES

FIELD ID			PZ001					PZ001					PZ001					PZ001				
METHOD	Maximum	Detection	SW846 M8330					SW846 M8330					SW846 M8330					SW846 M8330				
COLLECT DATE	Detection	Frequency	3/19/2018					3/24/2017					8/4/2016					8/5/2015				
			Result	Qual	DL	LOD	LOQ	Result	Qual	DL	LOD	LOQ	Result	DL	LOD	LOQ	Qual	Result	DL	LOD	LOQ	Qual
EXPLOSIVES (µg/L)																						
1,3,5-Trinitrobenzene	0.096 J	1 / 21	<	U	0.031	0.1	0.15	0.096	J	0.033	0.11	0.16	<	0.22	0.44	1.1	U	<	0.21	0.43	1.1	U
1,3-Dinitrobenzene	-	0 / 21	<	U	0.051	0.1	0.15	<	U	0.053	0.11	0.16	<	0.097	0.22	0.44	U	<	0.0	0.21	0.43	U
2,4,6-Trinitrotoluene	-	0 / 21	<	U	0.051	0.1	0.15	<	U	0.053	0.11	0.16	<	0.079	0.22	0.44	U	<	0.094	0.21	0.43	U
2,4-Dinitrotoluene	0.772 J	1 / 21	<	U	0.051	0.1	0.13	<	U	0.053	0.11	0.14	<	0.091	0.22	0.44	U	<	0.089	0.21	0.43	U
2,6-Dinitrotoluene	-	0 / 21	<	U	0.051	0.1	0.13	<	U	0.053	0.11	0.14	<	0.070	0.22	0.22	U	<	0.069	0.21	0.21	U
2-Amino-4,6-dinitrotoluene	-	0 / 21	<	U	0.03	0.1	0.15	<	U	0.032	0.11	0.16	<	0.055	0.13	0.22	U	<	0.054	0.13	0.21	UJ
2-Nitrotoluene	-	0 / 21	<	U	0.089	0.2	0.51	<	U	0.092	0.21	0.53	<	0.093	0.22	0.44	U	<	0.091	0.21	0.43	U
3-Nitrotoluene	-	0 / 21	<	U	0.058	0.2	0.51	<	U	0.06	0.21	0.53	<	0.091	0.22	0.44	U	<	0.089	0.21	0.43	U
4-Amino-2,6-dinitrotoluene	-	0 / 21	<	U	0.051	0.1	0.15	<	U	0.053	0.11	0.16	<	0.063	0.13	0.22	U	<	0.061	0.13	0.21	U
4-Nitrotoluene	-	0 / 21	<	U	0.089	0.2	0.51	<	U	0.092	0.21	0.53	<	0.22	0.44	1.1	U	<	0.21	0.43	1.1	U
HMX	0.49 J	8 / 21	0.25		0.028	0.1	0.15	<	U	0.038	0.11	0.16	<	0.096	0.22	0.44	U	<	0.093	0.21	0.43	U
MNX	-	0 / 15	<	U	0.036	0.1	0.51	<	U	0.029	0.11	0.53	<	0.39	0.39	2.2	U	<	0.38	0.38	2.1	U
Nitrobenzene	-	0 / 21	<	U	0.051	0.1	0.15	<	U	0.053	0.11	0.16	<	0.099	0.22	0.44	U	<	0.097	0.21	0.43	U
RDX	1.4	8 / 21	0.15		0.036	0.1	0.15	0.34		0.038	0.11	0.16	<	0.057	0.13	0.22	U	<	0.056	0.13	0.21	U
Tetryl	-	0 / 21	<	U	0.051	0.1	0.15	<	U	0.053	0.11	0.16	<	0.086	0.22	0.26	U	<	0.084	0.21	0.26	U

Notes:
< = less than reporting limit
µg/L = micrograms per liter
HMX = octahydro-1,3,5,7-tetranitro-1,3,5,7-tetrazocine
ID = identification number
J = estimated
LOQ = limit of quantification
MNX = mono-nitroso-RDX
NA = not analyzed
NRL = no reporting limit
Qual = qualifier
RDX = hexahydro-1,3,5-trinitro-1,3,5-triazine
RL = reporting limit
U = nondetect

TABLE E.1.2-1
CORNHUSKER ARMY AMMUNITION PLANT
PIEZOMETER PZ001-EXPLOSIVES

FIELD ID			PZ001			PZ001			PZ001			PZ001			PZ001			PZ001			PZ001		
METHOD	Maximum	Detection	SW846 M8330			SW846 M8330			SW846 M8330			SW846 M8330			SW846 M8330			SW846 M8330			SW846 M8330		
COLLECT DATE	Detection	Frequency	8/18/2014			3/11/2013			3/5/2012			3/7/2011			3/2/2010			3/9/2009			3/17/2008		
			Result	LOQ	Qual	Result	RL	Qual	Result	RL	Qual	Result	RL	Qual	Result	RL	Qual	Result	RL	Qual	Result	RL	Qual
EXPLOSIVES (µg/L)																							
1,3,5-Trinitrobenzene	0.096 J	1 / 21	<	1	U	<	0.8	U	<	0.8	U	<	0.8	U	<	0.99	U	<	0.48	U	<	0.49	U
1,3-Dinitrobenzene	-	0 / 21	<	0.41	U	<	0.8	U	<	0.8	U	<	0.8	U	<	0.4	U	<	0.48	U	<	0.49	U
2,4,6-Trinitrotoluene	-	0 / 21	<	0.41	U	<	0.8	U	<	0.8	U	<	0.8	U	<	0.4	U	<	0.48	U	<	0.49	U
2,4-Dinitrotoluene	0.772 J	1 / 21	<	0.41	U	<	0.8	U	<	0.8	U	<	0.8	U	<	0.4	U	<	0.48	U	<	0.49	U
2,6-Dinitrotoluene	-	0 / 21	<	0.2	U	<	0.8	U	<	0.8	U	<	0.8	U	<	0.2	U	<	0.48	U	<	0.49	U
2-Amino-4,6-dinitrotoluene	-	0 / 21	<	0.2	U	<	0.8	U	<	0.8	U	<	0.8	U	<	0.2	U	<	0.48	U	<	0.49	U
2-Nitrotoluene	-	0 / 21	<	0.41	U	<	0.8	U	<	0.8	U	<	0.8	U	<	0.4	U	<	0.48	U	<	0.49	U
3-Nitrotoluene	-	0 / 21	<	0.41	U	<	0.8	U	<	0.8	U	<	0.8	U	<	0.4	U	<	0.48	U	<	0.49	U
4-Amino-2,6-dinitrotoluene	-	0 / 21	<	0.2	U	<	1.4	U	<	1.4	U	<	0.8	U	<	0.2	U	<	0.48	U	<	0.49	U
4-Nitrotoluene	-	0 / 21	<	1	U	<	0.8	U	<	0.8	U	<	0.8	U	<	0.99	U	<	0.48	U	<	0.49	U
HMX	0.49 J	8 / 21	<	0.41	J	0.2	0.8	J	0.28	0.8	J	0.2	0.8	J	0.3	0.4	J	<	0.48	U	<	0.49	U
MNX	-	0 / 15	<	2	U	<	0.8	U	<	0.8	U	<	0.8	U	<	2	U	<	0.48	U	<	0.49	U
Nitrobenzene	-	0 / 21	<	0.41	U	<	0.8	U	<	0.8	U	<	0.8	U	<	0.4	U	<	0.48	U	<	0.49	U
RDX	1.4	8 / 21	<	0.2	U	<	0.8	U	0.55	0.8	J	<	0.8	U	<	0.2	U	<	0.48	U	<	0.49	U
Tetryl	-	0 / 21	<	0.24	U	<	1.6	U	<	0.8	U	<	0.8	U	<	0.24	U	<	0.48	U	<	0.49	U

Notes:
< = less than reporting limit
µg/L = micrograms per liter
HMX = octahydro-1,3,5,7-tetranitro-1,3,5,7-tetrazocine
ID = identification number
J = estimated
LOQ = limit of quantification
MNX = mono-nitroso-RDX
NA = not analyzed
NRL = no reporting limit
Qual = qualifier
RDX = hexahydro-1,3,5-trinitro-1,3,5-triazine
RL = reporting limit
U = nondetect

TABLE E.1.2-1
CORNHUSKER ARMY AMMUNITION PLANT
PIEZOMETER PZ001-EXPLOSIVES

FIELD ID			PZ001			PZ001			PZ001			PZ001			PZ001			PZ001			PZ001		
METHOD	Maximum	Detection	SW846 M8330			SW846 M8330			SW846 M8330			SW846 M8330			SW846 M8330			SW846 M8330			SW846 M8330		
COLLECT DATE	Detection	Frequency	3/14/2007			3/27/2006			3/22/2005			3/23/2004			3/20/2003			3/22/2002			3/28/2001		
			Result	RL	Qual	Result	RL	Qual	Result	RL	Qual	Result	RL	Qual	Result	RL	Qual	Result	RL	Qual	Result	RL	Qual
EXPLOSIVES (µg/L)																							
1,3,5-Trinitrobenzene	0.096 J	1 / 21	<	0.49	U	<	0.48	U	<	0.48	U	<	0.28	U	<	0.24	U	<	0.44	U	<	0.8	U
1,3-Dinitrobenzene	-	0 / 21	<	0.49	U	<	0.48	U	<	0.48	U	<	0.28	U	<	0.24	U	<	0.29	U	<	0.8	U
2,4,6-Trinitrotoluene	-	0 / 21	<	0.49	U	<	0.48	U	<	0.48	U	<	0.28	U	<	0.24	U	<	0.37	U	<	0.8	U
2,4-Dinitrotoluene	0.772 J	1 / 21	<	0.49	U	<	0.48	U	<	0.48	U	<	0.55	U	<	0.46	U	<	0.29	U	<	0.8	U
2,6-Dinitrotoluene	-	0 / 21	<	0.49	U	<	0.48	U	<	0.48	U	<	0.55	U	<	0.46	U	<	1.1	U	<	0.8	U
2-Amino-4,6-dinitrotoluene	-	0 / 21	<	0.49	U	<	0.48	U	<	0.48	U	<	0.55	U	<	0.46	U	<	0.46	U	<	0.8	U
2-Nitrotoluene	-	0 / 21	<	0.49	U	<	0.48	U	<	0.48	U	<	0.55	U	<	0.46	U	<	0.90	U	<	0.8	U
3-Nitrotoluene	-	0 / 21	<	0.49	U	<	0.48	U	<	0.48	U	<	0.55	U	<	0.46	U	<	0.57	U	<	0.8	U
4-Amino-2,6-dinitrotoluene	-	0 / 21	<	0.49	U	<	0.48	U	<	0.48	U	<	0.55	U	<	0.46	U	<	0.77	U	<	0.8	U
4-Nitrotoluene	-	0 / 21	<	0.49	U	<	0.48	U	<	0.48	U	<	0.88	U	<	0.75	U	<	1.8	U	<	0.8	U
HMX	0.49 J	8 / 21	<	0.49	U	<	0.48	U	0.32	0.48	J	0.49	0.69	J	0.4	0.58	J	<	1.2	U	<	1	U
MNX	-	0 / 15	<	0.49	U	<	0.48	U	<	0.48	U	<	0.28	U		NA			NA			NA	
Nitrobenzene	-	0 / 21	<	0.49	U	<	0.48	U	<	0.48	U	<	0.28	U	<	0.24	U	<	0.51	U	<	0.8	U
RDX	1.4	8 / 21	<	0.49	U	1	0.48		0.64	0.48		1.1	0.28		1.4	0.24		0.79	0.73		<	0.8	U
Tetryl	-	0 / 21	<	0.49	U	<	0.48	U	<	0.48	U	<	0.55	U	<	0.46	U	<	1.2	U	<	0.8	U

Notes:
< = less than reporting limit
µg/L = micrograms per liter
HMX = octahydro-1,3,5,7-tetranitro-1,3,5,7-tetrazocine
ID = identification number
J = estimated
LOQ = limit of quantification
MNX = mono-nitroso-RDX
NA = not analyzed
NRL = no reporting limit
Qual = qualifier
RDX = hexahydro-1,3,5-trinitro-1,3,5-triazine
RL = reporting limit
U = nondetect

TABLE E.1.2-1
CORNHUSKER ARMY AMMUNITION PLANT
PIEZOMETER PZ001-EXPLOSIVES

FIELD ID			PZ001			PZ001			PZ001		
METHOD	Maximum	Detection	SW846 M8330			SW846 M8330			UW51		
COLLECT DATE	Detection	Frequency	3/15/2000			3/29/1999			6/24/1998		
			Result	RL	Qual	Result	RL	Qual	Result	RL	Qual
EXPLOSIVES (µg/L)											
1,3,5-Trinitrobenzene	0.096 J	1 / 21	<	0.8	U	<	0.8	U	<	1.00	UJ
1,3-Dinitrobenzene	-	0 / 21	<	0.8	U	<	0.8	U	<	0.500	UJ
2,4,6-Trinitrotoluene	-	0 / 21	<	1.5	U	<	0.8	U	<	1.00	UJ
2,4-Dinitrotoluene	0.772 J	1 / 21	<	1.1	U	<	0.8	U	0.772	0.500	J
2,6-Dinitrotoluene	-	0 / 21	<	1.1	U	<	0.8	U	<	0.500	UJ
2-Amino-4,6-dinitrotoluene	-	0 / 21	<	1	U	<	0.8	U	<	0.500	UJ
2-Nitrotoluene	-	0 / 21	<	1.1	U	<	0.8	U	<	1.00	UJ
3-Nitrotoluene	-	0 / 21	<	1.1	U	<	0.8	U	<	1.00	UJ
4-Amino-2,6-dinitrotoluene	-	0 / 21	<	1	U	<	0.8	U	<	1.00	UJ
4-Nitrotoluene	-	0 / 21	<	1.1	U	<	0.8	U	<	1.00	UJ
HMX	0.49 J	8 / 21	<	0.8	U	<	0.8	U	<	0.500	UJ
MNX	-	0 / 15		NA			NA			NA	
Nitrobenzene	-	0 / 21	<	0.8	U	<	0.8	U	<	0.500	UJ
RDX	1.4	8 / 21	<	0.8	U	<	0.8	U	<	1.00	UJ
Tetryl	-	0 / 21	<	1.3	U	<	0.8	U	<	0.500	UJ

Notes:
< = less than reporting limit
µg/L = micrograms per liter
HMX = octahydro-1,3,5,7-tetranitro-1,3,5,7-tetrazocine
ID = identification number
J = estimated
LOQ = limit of quantification
MNX = mono-nitroso-RDX
NA = not analyzed
NRL = no reporting limit
Qual = qualifier
RDX = hexahydro-1,3,5-trinitro-1,3,5-triazine
RL = reporting limit
U = nondetect

TABLE E.1.2-2
CORNHUSKER ARMY AMMUNITION PLANT
PIEZOMETER PZ004-EXPLOSIVES

FIELD ID			PZ004					PZ004					PZ004					PZ004				
METHOD	Maximum	Detection	SW846 M8330					SW846 M8330					SW846 M8330					SW846 M8330				
COLLECT DATE	Detection	Frequency	3/19/2018					3/24/2017					8/4/2016					8/5/2015				
			Result	Qual	DL	LOD	LOQ	Result	Qual	DL	LOD	LOQ	Result	DL	LOD	LOQ	Qual	Result	DL	LOD	LOQ	Qual
EXPLOSIVES (µg/L)																						
1,3,5-Trinitrobenzene	-	0 / 21	<	U	0.032	0.1	0.16	<	U	0.032	0.1	0.15	<	0.22	0.44	1.1	U	<	0.21	0.43	1.1	U
1,3-Dinitrobenzene	-	0 / 21	<	U	0.052	0.1	0.16	<	U	0.052	0.1	0.15	<	0.098	0.22	0.44	U	<	0.094	0.21	0.43	U
2,4,6-Trinitrotoluene	-	0 / 21	<	U	0.052	0.1	0.16	<	U	0.052	0.1	0.15	<	0.080	0.22	0.44	U	<	0.077	0.21	0.43	U
2,4-Dinitrotoluene	0.854 J	1 / 21	<	U	0.052	0.1	0.14	<	U	0.052	0.1	0.13	<	0.092	0.22	0.44	U	<	0.089	0.21	0.43	U
2,6-Dinitrotoluene	-	0 / 21	<	U	0.052	0.1	0.14	<	U	0.052	0.1	0.13	<	0.071	0.22	0.22	U	<	0.069	0.21	0.21	U
2-Amino-4,6-dinitrotoluene	-	0 / 21	<	U	0.031	0.1	0.16	<	U	0.031	0.1	0.15	<	0.056	0.13	0.22	U	<	0.054	0.13	0.21	U
2-Nitrotoluene	-	0 / 21	<	U	0.091	0.21	0.52	<	U	0.091	0.21	0.52	<	0.094	0.22	0.44	U	<	0.091	0.21	0.43	U
3-Nitrotoluene	-	0 / 21	<	U	0.059	0.21	0.52	<	U	0.059	0.21	0.52	<	0.092	0.22	0.44	U	<	0.089	0.21	0.43	U
4-Amino-2,6-dinitrotoluene	-	0 / 21	<	U	0.052	0.1	0.16	<	U	0.052	0.1	0.15	<	0.064	0.13	0.22	U	<	0.061	0.13	0.21	U
4-Nitrotoluene	-	0 / 21	<	U	0.091	0.21	0.52	<	U	0.091	0.21	0.52	<	0.22	0.44	1.1	U	<	0.21	0.43	1.1	U
HMX	-	0 / 21	<	U	0.029	0.1	0.16	<	U	0.037	0.1	0.15	<	0.097	0.22	0.44	U	<	0.093	0.21	0.43	U
MNX	-	0 / 15	<	U	0.037	0.1	0.52	<	U	0.029	0.1	0.52	<	0.40	0.40	2.2	U	<	0.38	0.38	2.1	U
Nitrobenzene	-	0 / 21	<	U	0.052	0.1	0.16	<	U	0.052	0.1	0.15	<	0.10	0.22	0.44	U	<	0.097	0.21	0.43	U
RDX	0.45	3 / 21	<	U	0.037	0.1	0.16	<	U	0.037	0.1	0.15	<	0.058	0.13	0.22	U	<	0.056	0.13	0.21	U
Tetryl	-	0 / 21	<	U	0.052	0.1	0.16	<	U	0.052	0.1	0.15	<	0.087	0.22	0.26	U	<	0.084	0.21	0.26	U

Notes:
< = less than reporting limit
µg/L = micrograms per liter
HMX = octahydro-1,3,5,7-tetranitro-1,3,5,7-tetrazocine
ID = identification number
J = estimated
LOQ = limit of quantification
MNX = mono-nitroso-RDX
NA = not analyzed
NRL = no reporting limit
Qual = qualifier
RDX = hexahydro-1,3,5-trinitro-1,3,5-triazine
RL = reporting limit
U = nondetect

TABLE E.1.2-2
CORNHUSKER ARMY AMMUNITION PLANT
PIEZOMETER PZ004-EXPLOSIVES

FIELD ID			PZ004			PZ004			PZ004			PZ004			PZ004			PZ004			PZ004		
METHOD	Maximum	Detection	SW846 M8330			SW846 M8330			SW846 M8330			SW846 M8330			SW846 M8330			SW846 M8330			SW846 M8330		
COLLECT DATE	Detection	Frequency	8/18/2014			3/11/2013			3/5/2012			3/7/2011			3/2/2010			3/9/2009			3/17/2008		
			Result	LOQ	Qual	Result	RL	Qual	Result	RL	Qual	Result	RL	Qual	Result	RL	Qual	Result	RL	Qual	Result	RL	Qual
EXPLOSIVES (µg/L)																							
1,3,5-Trinitrobenzene	-	0 / 21	<	1	U	<	0.8	U	<	0.8	U	<	0.8	U	<	1	U	<	0.48	U	<	0.5	U
1,3-Dinitrobenzene	-	0 / 21	<	0.41	U	<	0.8	U	<	0.8	U	<	0.8	U	<	0.4	U	<	0.48	U	<	0.5	U
2,4,6-Trinitrotoluene	-	0 / 21	<	0.41	U	<	0.8	U	<	0.8	U	<	0.8	U	<	0.4	U	<	0.48	U	<	0.5	U
2,4-Dinitrotoluene	0.854 J	1 / 21	<	0.41	U	<	0.8	U	<	0.8	U	<	0.8	U	<	0.4	U	<	0.48	U	<	0.5	U
2,6-Dinitrotoluene	-	0 / 21	<	0.2	U	<	0.8	U	<	0.8	U	<	0.8	U	<	0.2	U	<	0.48	U	<	0.5	U
2-Amino-4,6-dinitrotoluene	-	0 / 21	<	0.2	U	<	0.8	U	<	0.8	U	<	0.8	U	<	0.2	U	<	0.48	U	<	0.5	U
2-Nitrotoluene	-	0 / 21	<	0.41	U	<	0.8	U	<	0.8	U	<	0.8	U	<	0.4	U	<	0.48	U	<	0.5	U
3-Nitrotoluene	-	0 / 21	<	0.41	U	<	0.8	U	<	0.8	U	<	0.8	U	<	0.4	U	<	0.48	U	<	0.5	U
4-Amino-2,6-dinitrotoluene	-	0 / 21	<	0.2	U	<	1.4	U	<	1.4	U	<	0.8	U	<	0.2	U	<	0.48	U	<	0.5	U
4-Nitrotoluene	-	0 / 21	<	1	U	<	0.8	U	<	0.8	U	<	0.8	U	<	1	U	<	0.48	U	<	0.5	U
HMX	-	0 / 21	<	0.41	U	<	0.8	U	<	0.8	U	<	0.8	U	<	0.4	U	<	0.48	U	<	0.5	U
MNX	-	0 / 15	<	2	U	<	0.8	U	<	0.8	U	<	0.8	U	<	2	U	<	0.48	U	<	0.5	U
Nitrobenzene	-	0 / 21	<	0.41	U	<	0.8	U	<	0.8	U	<	0.8	U	<	0.4	U	<	0.48	U	<	0.5	U
RDX	0.45	3 / 21	<	0.2	U	<	0.8	U	<	0.8	U	<	0.8	U	<	0.2	U	<	0.48	U	<	0.5	U
Tetryl	-	0 / 21	<	0.24	U	<	1.6	U	<	0.8	U	<	0.8	U	<	0.24	U	<	0.48	U	<	0.5	U

Notes:
< = less than reporting limit
µg/L = micrograms per liter
HMX = octahydro-1,3,5,7-tetranitro-1,3,5,7-tetrazocine
ID = identification number
J = estimated
LOQ = limit of quantification
MNX = mono-nitroso-RDX
NA = not analyzed
NRL = no reporting limit
Qual = qualifier
RDX = hexahydro-1,3,5-trinitro-1,3,5-triazine
RL = reporting limit
U = nondetect

TABLE E.1.2-2
CORNHUSKER ARMY AMMUNITION PLANT
PIEZOMETER PZ004-EXPLOSIVES

FIELD ID			PZ004			PZ004			PZ004			PZ004			PZ004			PZ004			PZ004		
METHOD	Maximum	Detection	SW846 M8330			SW846 M8330			SW846 M8330			SW846 M8330			SW846 M8330			SW846 M8330			SW846 M8330		
COLLECT DATE	Detection	Frequency	3/14/2007			3/27/2006			3/22/2005			3/23/2004			3/20/2003			3/22/2002			3/30/2001		
			Result	RL	Qual	Result	RL	Qual	Result	RL	Qual	Result	RL	Qual	Result	RL	Qual	Result	RL	Qual	Result	RL	Qual
EXPLOSIVES (µg/L)																							
1,3,5-Trinitrobenzene	-	0 / 21	<	0.51	U	<	0.48	U	<	0.48	U	<	0.31	U	<	0.22	U	<	0.30	U	<	0.8	U
1,3-Dinitrobenzene	-	0 / 21	<	0.51	U	<	0.48	U	<	0.48	U	<	0.31	U	<	0.22	U	<	0.20	U	<	0.8	U
2,4,6-Trinitrotoluene	-	0 / 21	<	0.51	U	<	0.48	U	<	0.48	U	<	0.31	U	<	0.22	U	<	0.25	U	<	0.8	U
2,4-Dinitrotoluene	0.854 J	1 / 21	<	0.51	U	<	0.48	U	<	0.48	U	<	0.59	U	<	0.42	U	<	0.20	U	<	0.8	U
2,6-Dinitrotoluene	-	0 / 21	<	0.51	U	<	0.48	U	<	0.48	U	<	0.59	U	<	0.42	U	<	0.78	U	<	0.8	U
2-Amino-4,6-dinitrotoluene	-	0 / 21	<	0.51	U	<	0.48	U	<	0.48	U	<	0.59	U	<	0.42	U	<	0.31	U	<	0.8	U
2-Nitrotoluene	-	0 / 21	<	0.51	U	<	0.48	U	<	0.48	U	<	0.59	U	<	0.42	U	<	0.61	U	<	0.8	U
3-Nitrotoluene	-	0 / 21	<	0.51	U	<	0.48	U	<	0.48	U	<	0.59	U	<	0.42	U	<	0.39	U	<	0.8	U
4-Amino-2,6-dinitrotoluene	-	0 / 21	<	0.51	U	<	0.48	U	<	0.48	U	<	0.59	U	<	0.42	U	<	0.52	U	<	0.8	U
4-Nitrotoluene	-	0 / 21	<	0.51	U	<	0.48	U	<	0.48	U	<	0.96	U	<	0.68	U	<	1.2	U	<	0.8	U
HMX	-	0 / 21	<	0.51	U	<	0.48	U	<	0.48	U	<	0.75	U	<	0.53	U	<	0.85	U	<	1	U
MNX	-	0 / 15	<	0.51	U	<	0.48	U	<	0.48	U	<	0.31	U		NA			NA			NA	
Nitrobenzene	-	0 / 21	<	0.51	U	<	0.48	U	<	0.48	U	<	0.31	U	<	0.22	U	<	0.35	U	<	0.8	U
RDX	0.45	3 / 21	<	0.51	U	<	0.48	U	0.3	0.48	J	0.45	0.31		0.32	0.22		<	0.50	U	<	0.8	U
Tetryl	-	0 / 21	<	0.51	U	<	0.48	U	<	0.48	U	<	0.59	U	<	0.42	U	<	0.82	U	<	0.8	U

Notes:
< = less than reporting limit
µg/L = micrograms per liter
HMX = octahydro-1,3,5,7-tetranitro-1,3,5,7-tetrazocine
ID = identification number
J = estimated
LOQ = limit of quantification
MNX = mono-nitroso-RDX
NA = not analyzed
NRL = no reporting limit
Qual = qualifier
RDX = hexahydro-1,3,5-trinitro-1,3,5-triazine
RL = reporting limit
U = nondetect

TABLE E.1.2-2
CORNHUSKER ARMY AMMUNITION PLANT
PIEZOMETER PZ004-EXPLOSIVES

FIELD ID			PZ004			PZ004			PZ004		
METHOD	Maximum	Detection	SW846 M8330			SW846 M8330			UW51		
COLLECT DATE	Detection	Frequency	3/15/2000			3/29/1999			6/24/1998		
			Result	RL	Qual	Result	RL	Qual	Result	RL	Qual
EXPLOSIVES (µg/L)											
1,3,5-Trinitrobenzene	-	0 / 21	<	0.8	U	<	0.8	U	<	1.00	UJ
1,3-Dinitrobenzene	-	0 / 21	<	0.8	U	<	0.8	U	<	0.500	UJ
2,4,6-Trinitrotoluene	-	0 / 21	<	1.5	U	<	0.8	U	<	1.00	UJ
2,4-Dinitrotoluene	0.854 J	1 / 21	<	1.1	U	<	0.8	U	0.854	0.500	J
2,6-Dinitrotoluene	-	0 / 21	<	1.1	U	<	0.8	U	<	0.500	UJ
2-Amino-4,6-dinitrotoluene	-	0 / 21	<	1	U	<	0.8	U	<	0.500	UJ
2-Nitrotoluene	-	0 / 21	<	1.1	U	<	0.8	U	<	1.00	UJ
3-Nitrotoluene	-	0 / 21	<	1.1	U	<	0.8	U	<	1.00	UJ
4-Amino-2,6-dinitrotoluene	-	0 / 21	<	1	U	<	0.8	U	<	1.00	UJ
4-Nitrotoluene	-	0 / 21	<	1.1	U	<	0.8	U	<	1.00	UJ
HMX	-	0 / 21	<	0.8	U	<	0.8	U	<	0.500	UJ
MNX	-	0 / 15		NA			NA			NA	
Nitrobenzene	-	0 / 21	<	0.8	U	<	0.8	U	<	0.500	UJ
RDX	0.45	3 / 21	<	0.8	U	<	0.8	U	<	1.00	UJ
Tetryl	-	0 / 21	<	1.3	U	<	0.8	U	<	0.500	UJ

Notes:
< = less than reporting limit
µg/L = micrograms per liter
HMX = octahydro-1,3,5,7-tetranitro-1,3,5,7-tetrazocine
ID = identification number
J = estimated
LOQ = limit of quantification
MNX = mono-nitroso-RDX
NA = not analyzed
NRL = no reporting limit
Qual = qualifier
RDX = hexahydro-1,3,5-trinitro-1,3,5-triazine
RL = reporting limit
U = nondetect

TABLE E.1.2-3
CORNHUSKER ARMY AMMUNITION PLANT
PIEZOMETER PZ005-EXPLOSIVES

FIELD ID			PZ005					PZ005					PZ005					PZ005				
METHOD	Maximum	Detection	SW846 M8330					SW846 M8330					SW846 M8330					SW846 M8330				
COLLECT DATE	Detection	Frequency	3/14/2018					3/23/2017					8/8/2016					8/5/2015				
			Result	Qual	DL	LOD	LOQ	Result	Qual	DL	LOD	LOQ	Result	DL	LOD	LOQ	Qual	Result	DL	LOD	LOQ	Qual
EXPLOSIVES (µg/L)																						
1,3,5-Trinitrobenzene	-	0 / 17	<	U	0.032	0.1	0.16	<	UJ	0.033	0.11	0.16	<	0.23	0.47	1.2	U	<	0.21	0.42	1.1	U
1,3-Dinitrobenzene	-	0 / 17	<	U	0.052	0.1	0.16	<	UJ	0.054	0.11	0.16	<	0.10	0.23	0.47	U	<	0.094	0.21	0.42	U
2,4,6-Trinitrotoluene	0.21 J	1 / 17	<	U	0.052	0.1	0.16	0.21	J	0.054	0.11	0.16	<	0.084	0.23	0.47	U	<	0.077	0.21	0.42	U
2,4-Dinitrotoluene	-	0 / 17	<	U	0.052	0.1	0.13	<	UJ	0.054	0.11	0.14	<	0.097	0.23	0.47	U	<	0.089	0.21	0.42	U
2,6-Dinitrotoluene	-	0 / 17	<	U	0.052	0.1	0.13	<	UJ	0.054	0.11	0.14	<	0.075	0.23	0.23	U	<	0.068	0.21	0.21	U
2-Amino-4,6-dinitrotoluene	0.19 J	4 / 17	<	U	0.031	0.1	0.16	0.09	J	0.032	0.11	0.16	0.19	0.059	0.14	0.23	J	0.12	0.054	0.13	0.21	J
2-Nitrotoluene	-	0 / 17	<	U	0.091	0.21	0.52	<	UJ	0.094	0.21	0.54	<	0.099	0.23	0.47	U	<	0.090	0.21	0.42	U
3-Nitrotoluene	-	0 / 17	<	U	0.059	0.21	0.52	<	UJ	0.061	0.21	0.54	<	0.097	0.23	0.47	U	<	0.088	0.21	0.42	U
4-Amino-2,6-dinitrotoluene	0.78	8 / 17	<	U	0.052	0.1	0.16	0.62	J	0.054	0.11	0.16	<	0.067	0.14	0.23	U	0.14	0.061	0.13	0.21	J
4-Nitrotoluene	-	0 / 17	<	U	0.091	0.21	0.52	<	UJ	0.094	0.21	0.54	<	0.23	0.47	1.2	U	<	0.21	0.21	1.1	U
HMX	0.061 J	1 / 17	0.061	J	0.029	0.1	0.16	<	UJ	0.039	0.11	0.16	<	0.10	0.23	0.47	U	<	0.093	0.21	0.42	U
MNX	-	0 / 11	<	U	0.037	0.1	0.52	<	UJ	0.03	0.11	0.54	<	0.42	0.42	2.3	U	<	0.38	0.38	2.1	U
Nitrobenzene	-	0 / 17	<	U	0.052	0.1	0.16	<	UJ	0.054	0.11	0.16	<	0.11	0.23	0.47	U	<	0.096	0.21	0.42	U
RDX	0.22 J	1 / 17	0.22	J	0.037	0.1	0.16	<	UJ	0.039	0.11	0.16	<	0.061	0.14	0.23	U	<	0.055	0.13	0.21	U
Tetryl	0.12 J	1 / 17	<	U	0.052	0.1	0.16	0.12	J	0.054	0.11	0.16	<	0.092	0.23	0.28	U	<	0.084	0.21	0.25	U

Notes:
< = less than reporting limit
µg/L = micrograms per liter
HMX = octahydro-1,3,5,7-tetranitro-1,3,5,7-tetrazocine
ID = identification number
J = estimated
LOQ = limit of quantification
MNX = mono-nitroso-RDX
NA = not analyzed
NRL = no reporting limit
Qual = qualifier
RDX = hexahydro-1,3,5-trinitro-1,3,5-triazine
RL = reporting limit
U = nondetect

TABLE E.1.2-3
CORNHUSKER ARMY AMMUNITION PLANT
PIEZOMETER PZ005-EXPLOSIVES

FIELD ID			PZ005			PZ005			PZ005			PZ005			PZ005			PZ005			PZ005		
METHOD	Maximum	Detection	SW846 M8330			SW846 M8330			SW846 M8330			SW846 M8330			SW846 M8330			SW846 M8330			SW846 M8330		
COLLECT DATE	Detection	Frequency	8/7/2014			3/8/2013			None			3/13/2008			3/13/2007			3/29/2006			3/18/2005		
			Result	LOQ	Qual	Result	RL	Qual	Result	RL	Qual	Result	RL	Qual	Result	RL	Qual	Result	RL	Qual	Result	RL	Qual
EXPLOSIVES (µg/L)																							
1,3,5-Trinitrobenzene	-	0 / 17	<	1	U	<	0.8	U				<	0.48	U	<	0.49	U	<	0.48	U	<	0.48	U
1,3-Dinitrobenzene	-	0 / 17	<	0.41	U	<	0.8	U				<	0.48	U	<	0.4	U	<	0.48	U	<	0.48	U
2,4,6-Trinitrotoluene	0.21 J	1 / 17	<	0.41	U	<	0.8	U				<	0.48	U	<	0.49	U	<	0.48	U	<	0.48	U
2,4-Dinitrotoluene	-	0 / 17	<	0.41	U	<	0.8	U				<	0.48	U	<	0.49	U	<	0.48	U	<	0.48	U
2,6-Dinitrotoluene	-	0 / 17	<	0.2	U	<	0.8	U	**Not Sampled**			<	0.48	U	<	0.49	U	<	0.48	U	<	0.48	U
2-Amino-4,6-dinitrotoluene	0.19 J	4 / 17	0.16	0.2	J	<	0.8	U	**in 2009, 2010, 2011,**			<	0.48	U	<	0.49	U	<	0.48	U	<	0.48	U
2-Nitrotoluene	-	0 / 17	<	0.41	U	<	0.8	U	**2012**			<	0.48	U	<	0.49	U	<	0.48	U	<	0.48	U
3-Nitrotoluene	-	0 / 17	<	0.41	U	<	0.8	U				<	0.48	U	<	0.49	U	<	0.48	U	<	0.48	U
4-Amino-2,6-dinitrotoluene	0.78	8 / 17	0.1	0.2	J	<	1.4	U				<	0.48	U	0.71	0.49		0.78	0.48		0.39	0.48	J
4-Nitrotoluene	-	0 / 17	<	1	U	<	0.8	U				<	0.48	U	<	0.49	U	<	0.48	U	<	0.48	U
HMX	0.061 J	1 / 17	<	0.41	U	<	0.8	U				<	0.48	U	<	0.49	U	<	0.48	U	<	0.48	U
MNX	-	0 / 11	<	2	U	<	0.8	U				<	0.48	U	<	0.49	U	<	0.48	U	<	0.48	U
Nitrobenzene	-	0 / 17	<	0.41	U	<	0.8	U				<	0.48	U	<	0.49	U	<	0.48	U	<	0.48	U
RDX	0.22 J	1 / 17	<	0.2	U	<	0.8	U				<	0.48	U	<	0.49	U	<	0.48	U	<	0.48	U
Tetryl	0.12 J	1 / 17	<	0.24	U	<	1.6	U				<	0.48	U	<	0.49	U	<	0.48	U	<	0.48	U

Notes:
< = less than reporting limit
µg/L = micrograms per liter
HMX = octahydro-1,3,5,7-tetranitro-1,3,5,7-tetrazocine
ID = identification number
J = estimated
LOQ = limit of quantification
MNX = mono-nitroso-RDX
NA = not analyzed
NRL = no reporting limit
Qual = qualifier
RDX = hexahydro-1,3,5-trinitro-1,3,5-triazine
RL = reporting limit
U = nondetect

TABLE E.1.2-3
CORNHUSKER ARMY AMMUNITION PLANT
PIEZOMETER PZ005-EXPLOSIVES

FIELD ID			PZ005			PZ005			PZ005			PZ005			PZ005			PZ005			PZ005		
METHOD	Maximum	Detection	SW846 M8330			SW846 M8330			SW846 M8330			SW846 M8330			SW846 M8330			SW846 M8330			UW51		
COLLECT DATE	Detection	Frequency	3/23/2004			3/21/2003			3/21/2002			3/28/2001			3/17/2000			3/30/1999			6/24/1998		
			Result	RL	Qual	Result	RL	Qual	Result	RL	Qual	Result	RL	Qual	Result	RL	Qual	Result	RL	Qual	Result	RL	Qual
EXPLOSIVES (µg/L)																							
1,3,5-Trinitrobenzene	-	0 / 17	<	0.29	U	<	0.21	U	<	0.24	U	<	0.8	U	<	0.8	U	<	0.8	U	<	1.00	UJ
1,3-Dinitrobenzene	-	0 / 17	<	0.29	U	<	0.21	U	<	0.16	U	<	0.8	U	<	0.8	U	<	0.8	U	<	0.500	UJ
2,4,6-Trinitrotoluene	0.21 J	1 / 17	<	0.29	U	<	0.21	U	<	0.20	U	<	0.8	U	<	1.5	U	<	0.8	U	<	1.00	UJ
2,4-Dinitrotoluene	-	0 / 17	<	0.57	U	<	0.4	U	<	0.16	U	<	0.8	U	<	1.1	U	<	0.8	U	<	0.500	UJ
2,6-Dinitrotoluene	-	0 / 17	<	0.57	U	<	0.4	U	<	0.62	U	<	0.8	U	<	1.1	U	<	0.8	U	<	0.500	UJ
2-Amino-4,6-dinitrotoluene	0.19 J	4 / 17	<	0.57	U	<	0.4	U	<	0.25	U	<	0.8	U	<	1	U	<	0.8	U	<	0.500	UJ
2-Nitrotoluene	-	0 / 17	<	0.57	U	<	0.4	U	<	0.49	U	<	0.8	U	<	1.1	U	<	0.8	U	<	1.00	UJ
3-Nitrotoluene	-	0 / 17	<	0.57	U	<	0.4	U	<	0.31	U	<	0.8	U	<	1.1	U	<	0.8	U	<	1.00	UJ
4-Amino-2,6-dinitrotoluene	0.78	8 / 17	<	0.57	U	0.19	0.4	J	0.22	0.42	J	<	0.8	U	<	1	U	<	0.8	U	<	1.00	UJ
4-Nitrotoluene	-	0 / 17	<	0.92	U	<	0.64	U	<	1.0	U	<	0.8	U	<	1.1	U	<	0.8	U	<	1.00	UJ
HMX	0.061 J	1 / 17	<	0.72	U	<	0.5	U	<	0.68	U	<	1	U	<	0.8	U	<	0.8	U	<	0.500	UJ
MNX	-	0 / 11	<	0.29	U		NA			NA			NA			NA			NA			NA	
Nitrobenzene	-	0 / 17	<	0.29	U	<	0.21	U	<	0.28	U	<	0.8	U	<	0.8	U	<	0.8	U	<	0.500	UJ
RDX	0.22 J	1 / 17	<	0.29	U	<	0.21	U	<	0.40	U	<	0.8	U	<	0.8	U	<	0.8	U	<	1.00	UJ
Tetryl	0.12 J	1 / 17	<	0.57	U	<	0.4	U	<	0.66	U	<	0.8	U	<	1.3	U	<	0.8	U	<	0.500	UJ

Notes:
< = less than reporting limit
µg/L = micrograms per liter
HMX = octahydro-1,3,5,7-tetranitro-1,3,5,7-tetrazocine
ID = identification number
J = estimated
LOQ = limit of quantification
MNX = mono-nitroso-RDX
NA = not analyzed
NRL = no reporting limit
Qual = qualifier
RDX = hexahydro-1,3,5-trinitro-1,3,5-triazine
RL = reporting limit
U = nondetect

TABLE E.1.2-4
CORNHUSKER ARMY AMMUNITION PLANT
PIEZOMETER PZ006-EXPLOSIVES

FIELD ID			PZ006			PZ006			PZ006			PZ006			PZ006			PZ006			PZ006		
METHOD	Maximum	Detection	SW846 M8330			SW846 M8330			SW846 M8330			SW846 M8330			SW846 M8330			SW846 M8330			SW846 M8330		
COLLECT DATE	Detection	Frequency	None			3/13/2008			3/13/2007			3/29/2006			3/18/2005			3/23/2004			3/20/2003		
			Result	RL	Qual	Result	RL	Qual	Result	RL	Qual	Result	RL	Qual	Result	RL	Qual	Result	RL	Qual	Result	RL	Qual
EXPLOSIVES (µg/L)																							
1,3,5-Trinitrobenzene	-	0 / 11				<	0.48	U	<	0.49	U	<	0.48	U	<	0.48	U	<	0.28	U	<	0.21	U
1,3-Dinitrobenzene	-	0 / 11				<	0.48	U	<	0.49	U	<	0.48	U	<	0.4	U	<	0.28	U	<	0.21	U
2,4,6-Trinitrotoluene	-	0 / 11				<	0.48	U	<	0.49	U	<	0.48	U	<	0.48	U	<	0.28	U	<	0.21	U
2,4-Dinitrotoluene	-	0 / 11				<	0.48	U	<	0.49	U	<	0.48	U	<	0.48	U	<	0.54	U	<	0.41	U
2,6-Dinitrotoluene	-	0 / 11	**Abandoned**			<	0.48	U	<	0.49	U	<	0.48	U	<	0.48	U	<	0.54	U	<	0.41	U
2-Amino-4,6-dinitrotoluene	-	0 / 11	**2009**			<	0.48	U	<	0.49	U	<	0.48	U	<	0.48	U	<	0.54	U	<	0.41	U
2-Nitrotoluene	-	0 / 11				<	0.48	U	<	0.49	U	<	0.48	U	<	0.48	U	<	0.54	U	<	0.41	U
3-Nitrotoluene	-	0 / 11				<	0.48	U	<	0.49	U	<	0.48	U	<	0.48	U	<	0.54	U	<	0.41	U
4-Amino-2,6-dinitrotoluene	-	0 / 11				<	0.48	U	<	0.49	U	<	0.48	U	<	0.48	U	<	0.54	U	<	0.41	U
4-Nitrotoluene	-	0 / 11				<	0.48	U	<	0.49	U	<	0.48	U	<	0.48	U	<	0.87	U	<	0.66	U
HMX	-	0 / 11				<	0.48	U	<	0.49	U	<	0.48	U	<	0.48	U	<	0.68	U	<	0.51	U
MNX	-	0 / 5				<	0.48	U	<	0.49	U	<	0.48	U	<	0.48	U	<	0.28	U		NA	
Nitrobenzene	-	0 / 11				<	0.48	U	<	0.49	U	<	0.48	U	<	0.48	U	<	0.28	U	<	0.21	U
RDX	-	0 / 11				<	0.48	U	<	0.49	U	<	0.48	U	<	0.48	U	<	0.28	U	<	0.21	U
Tetryl	-	0 / 11				<	0.48	U	<	0.49	U	<	0.48	U	<	0.48	U	<	0.54	U	<	0.41	U

Notes:
< = less than reporting limit
µg/L = micrograms per liter
HMX = octahydro-1,3,5,7-tetranitro-1,3,5,7-tetrazocine
ID = identification number
J = estimated
LOQ = limit of quantification
MNX = mono-nitroso-RDX
NA = not analyzed
NRL = no reporting limit
Qual = qualifier
RDX = hexahydro-1,3,5-trinitro-1,3,5-triazine
RL = reporting limit
U = nondetect

TABLE E.1.2-4
CORNHUSKER ARMY AMMUNITION PLANT
PIEZOMETER PZ006-EXPLOSIVES

FIELD ID			PZ006			PZ006			PZ006			PZ006			PZ006		
METHOD	Maximum	Detection	SW846 M8330			SW846 M8330			SW846 M8330			SW846 M8330			UW51		
COLLECT DATE	Detection	Frequency	3/21/2002			3/28/2001			3/17/2000			3/30/1999			6/24/1998		
			Result	RL	Qual	Result	RL	Qual	Result	RL	Qual	Result	RL	Qual	Result	RL	Qual
EXPLOSIVES (µg/L)																	
1,3,5-Trinitrobenzene	-	0 / 11	<	0.34	U	<	0.8	U	<	0.8	U	<	0.8	U	<	1.00	UJ
1,3-Dinitrobenzene	-	0 / 11	<	0.23	U	<	0.8	U	<	0.8	U	<	0.8	U	<	0.500	UJ
2,4,6-Trinitrotoluene	-	0 / 11	<	0.34	U	<	0.8	U	<	1.5	U	<	0.8	U	<	1.00	UJ
2,4-Dinitrotoluene	-	0 / 11	<	0.23	U	<	0.8	U	<	1.1	U	<	0.8	U	<	0.500	UJ
2,6-Dinitrotoluene	-	0 / 11	<	0.89	U	<	0.8	U	<	1.1	U	<	0.8	U	<	0.500	UJ
2-Amino-4,6-dinitrotoluene	-	0 / 11	<	0.36	U	<	0.8	U	<	1	U	<	0.8	U	<	0.500	UJ
2-Nitrotoluene	-	0 / 11	<	0.70	U	<	0.8	U	<	1.1	U	<	0.8	U	<	1.00	UJ
3-Nitrotoluene	-	0 / 11	<	0.44	U	<	0.8	U	<	1.1	U	<	0.8	U	<	1.00	UJ
4-Amino-2,6-dinitrotoluene	-	0 / 11	<	0.60	U	<	0.8	U	<	1	U	<	0.8	U	<	1.00	UJ
4-Nitrotoluene	-	0 / 11	<	1.4	U	<	0.8	U	<	1.1	U	<	0.8	U	<	1.00	UJ
HMX	-	0 / 11	<	0.97	U	<	1	U	<	0.8	U	<	0.8	U	<	0.500	UJ
MNX	-	0 / 5		NA			NA			NA			NA			NA	
Nitrobenzene	-	0 / 11	<	0.40	U	<	0.8	U	<	0.8	U	<	0.8	U	<	0.500	UJ
RDX	-	0 / 11	<	0.57	U	<	0.8	U	<	0.8	U	<	0.8	U	<	1.00	UJ
Tetryl	-	0 / 11	<	0.95	U	<	0.8	U	<	1.3	U	<	0.8	U	<	0.500	UJ

Notes:
< = less than reporting limit
µg/L = micrograms per liter
HMX = octahydro-1,3,5,7-tetranitro-1,3,5,7-tetrazocine
ID = identification number
J = estimated
LOQ = limit of quantification
MNX = mono-nitroso-RDX
NA = not analyzed
NRL = no reporting limit
Qual = qualifier
RDX = hexahydro-1,3,5-trinitro-1,3,5-triazine
RL = reporting limit
U = nondetect

TABLE E.1.2-5
CORNHUSKER ARMY AMMUNITION PLANT
PIEZOMETER PZ007-EXPLOSIVES

FIELD ID			PZ007					PZ007					PZ007					PZ007				
METHOD	Maximum	Detection	SW846 M8330					SW846 M8330					SW846 M8330					SW846 M8330				
COLLECT DATE	Detection	Frequency	3/20/2018					3/27/2017					8/4/2016					8/5/2015				
			Result	Qual	DL	LOD	LOQ	Result	Qual	DL	LOD	LOQ	Result	DL	LOD	LOQ	Qual	Result	DL	LOD	LOQ	Qual
EXPLOSIVES (µg/L)																						
1,3,5-Trinitrobenzene	0.047 J	1 / 21	<	UJ	0.032	0.1	0.15	0.047	J	0.033	0.1	0.16	<	0.22	0.44	1.1	U	<	0.21	0.43	1.1	U
1,3-Dinitrobenzene	-	0 / 21	<	UJ	0.051	0.1	0.15	<	U	0.052	0.1	0.16	<	0.097	0.22	0.44	U	<	0.094	0.21	0.43	U
2,4,6-Trinitrotoluene	-	0 / 21	<	UJ	0.051	0.1	0.13	<	U	0.052	0.1	0.16	<	0.079	0.22	0.44	U	<	0.077	0.21	0.43	U
2,4-Dinitrotoluene	-	0 / 21	<	UJ	0.051	0.1	0.15	<	U	0.052	0.1	0.14	<	0.092	0.22	0.44	U	<	0.089	0.21	0.43	U
2,6-Dinitrotoluene	-	0 / 21	<	UJ	0.051	0.1	0.13	<	U	0.052	0.1	0.14	<	0.071	0.22	0.22	U	<	0.069	0.21	0.21	U
2-Amino-4,6-dinitrotoluene	0.12 J	2 / 21	<	UJ	0.031	0.1	0.15	<	U	0.031	0.1	0.16	<	0.056	0.13	0.22	U	<	0.054	0.13	0.21	U
2-Nitrotoluene	-	0 / 21	<	UJ	0.09	0.2	0.51	<	U	0.092	0.21	0.52	<	0.094	0.22	0.44	U	<	0.091	0.21	0.43	U
3-Nitrotoluene	-	0 / 21	<	UJ	0.058	0.2	0.15	<	U	0.06	0.21	0.52	<	0.091	0.22	0.44	U	<	0.089	0.21	0.43	U
4-Amino-2,6-dinitrotoluene	0.23 J	2 / 21	<	UJ	0.051	0.1	0.15	<	U	0.052	0.1	0.16	<	0.063	0.13	0.22	U	<	0.061	0.13	0.21	U
4-Nitrotoluene	-	0 / 21	<	UJ	0.09	0.2	0.15	<	U	0.092	0.21	0.52	<	0.22	0.44	1.1	U	<	0.21	0.43	1.1	U
HMX	-	0 / 21	<	UJ	0.029	0.1	0.51	<	U	0.038	0.1	0.16	<	0.096	0.22	0.44	U	<	0.093	0.21	0.43	U
MNX	-	0 / 15	<	UJ	0.037	0.1	0.51	<	U	0.029	0.1	0.52	<	0.39	0.39	2.2	U	<	0.38	0.38	2.1	U
Nitrobenzene	-	0 / 21	<	UJ	0.051	0.1	0.51	<	U	0.052	0.1	0.16	<	0.10	0.22	0.44	U	<	0.097	0.21	0.43	U
RDX	-	0 / 21	<	UJ	0.037	0.1	0.15	<	U	0.038	0.1	0.16	<	0.057	0.13	0.22	U	<	0.056	0.13	0.21	U
Tetryl	-	0 / 21	<	UJ	0.051	0.1	0.15	<	U	0.052	0.1	0.16	<	0.087	0.22	0.26	U	<	0.084	0.21	0.26	U

Notes:
< = less than reporting limit
µg/L = micrograms per liter
HMX = octahydro-1,3,5,7-tetranitro-1,3,5,7-tetrazocine
ID = identification number
J = estimated
LOQ = limit of quantification
MNX = mono-nitroso-RDX
NA = not analyzed
NRL = no reporting limit
Qual = qualifier
RDX = hexahydro-1,3,5-trinitro-1,3,5-triazine
RL = reporting limit
U = nondetect

TABLE E.1.2-5
CORNHUSKER ARMY AMMUNITION PLANT
PIEZOMETER PZ007-EXPLOSIVES

FIELD ID			PZ007			PZ007			PZ007			PZ007			PZ007			PZ007			PZ007		
METHOD	Maximum	Detection	SW846 M8330			SW846 M8330			SW846 M8330			SW846 M8330			SW846 M8330			SW846 M8330			SW846 M8330		
COLLECT DATE	Detection	Frequency	8/19/2014			3/12/2013			3/7/2012			3/9/2011			3/12/2010			3/11/2009			3/14/2008		
			Result	LOQ	Qual	Result	RL	Qual	Result	RL	Qual	Result	RL	Qual	Result	RL	Qual	Result	RL	Qual	Result	RL	Qual
EXPLOSIVES (µg/L)																							
1,3,5-Trinitrobenzene	0.047 J	1 / 21	<	1	U	<	0.8	U	<	0.8	U	<	0.8	U	<	1	U	<	0.48	U	<	0.48	U
1,3-Dinitrobenzene	-	0 / 21	<	0.41	U	<	0.8	U	<	0.8	U	<	0.8	U	<	0.4	U	<	0.48	U	<	0.48	U
2,4,6-Trinitrotoluene	-	0 / 21	<	0.41	U	<	0.8	U	<	0.8	U	<	0.8	U	<	0.4	U	<	0.48	U	<	0.48	U
2,4-Dinitrotoluene	-	0 / 21	<	0.41	U	<	0.8	U	<	0.8	U	<	0.8	U	<	0.4	U	<	0.48	U	<	0.48	U
2,6-Dinitrotoluene	-	0 / 21	<	0.2	U	<	0.8	U	<	0.8	U	<	0.8	U	<	0.2	U	<	0.48	U	<	0.48	U
2-Amino-4,6-dinitrotoluene	0.12 J	2 / 21	<	0.2	U	<	0.8	U	<	0.8	U	<	0.8	U	<	0.2	U	<	0.48	U	<	0.48	U
2-Nitrotoluene	-	0 / 21	<	0.41	U	<	0.8	U	<	0.8	U	<	0.8	U	<	0.4	U	<	0.48	U	<	0.48	U
3-Nitrotoluene	-	0 / 21	<	0.41	U	<	0.8	U	<	0.8	U	<	0.8	U	<	0.4	U	<	0.48	U	<	0.48	U
4-Amino-2,6-dinitrotoluene	0.23 J	2 / 21	<	0.2	U	<	1.4	U	<	1.4	U	<	0.8	U	<	0.2	U	<	0.48	U	<	0.48	U
4-Nitrotoluene	-	0 / 21	<	1	U	<	0.8	U	<	0.8	U	<	0.8	U	<	1	U	<	0.48	U	<	0.48	U
HMX	-	0 / 21	<	0.41	U	<	0.8	U	<	0.8	U	<	0.8	U	<	0.4	U	<	0.48	U	<	0.48	U
MNX	-	0 / 15	<	2	U	<	0.8	U	<	0.8	U	<	0.8	U	<	2	U	<	0.48	U	<	0.48	U
Nitrobenzene	-	0 / 21	<	0.41	U	<	0.8	U	<	0.8	U	<	0.8	U	<	0.4	U	<	0.48	U	<	0.48	U
RDX	-	0 / 21	<	0.2	U	<	0.8	U	<	0.8	U	<	0.8	U	<	0.2	U	<	0.48	U	<	0.48	U
Tetryl	-	0 / 21	<	0.24	U	<	1.6	U	<	0.8	U	<	0.8	U	<	0.24	U	<	0.48	U	<	0.48	U

Notes:
< = less than reporting limit
µg/L = micrograms per liter
HMX = octahydro-1,3,5,7-tetranitro-1,3,5,7-tetrazocine
ID = identification number
J = estimated
LOQ = limit of quantification
MNX = mono-nitroso-RDX
NA = not analyzed
NRL = no reporting limit
Qual = qualifier
RDX = hexahydro-1,3,5-trinitro-1,3,5-triazine
RL = reporting limit
U = nondetect

TABLE E.1.2-5
CORNHUSKER ARMY AMMUNITION PLANT
PIEZOMETER PZ007-EXPLOSIVES

FIELD ID			PZ007			PZ007			PZ007			PZ007			PZ007			PZ007			PZ007		
METHOD	Maximum	Detection	SW846 M8330			SW846 M8330			SW846 M8330			SW846 M8330			SW846 M8330			SW846 M8330			SW846 M8330		
COLLECT DATE	Detection	Frequency	3/15/2007			3/28/2006			3/17/2005			3/23/2004			3/19/2003			3/26/2002			3/27/2001		
			Result	RL	Qual	Result	RL	Qual	Result	RL	Qual	Result	RL	Qual	Result	RL	Qual	Result	RL	Qual	Result	RL	Qual
EXPLOSIVES (µg/L)																							
1,3,5-Trinitrobenzene	0.047 J	1 / 21	<	0.5	U	<	0.48	U	<	0.48	U	<	0.21	U	<	0.16	U	<	0.35	U	<	0.8	U
1,3-Dinitrobenzene	-	0 / 21	<	0.5	U	<	0.48	U	<	0.48	U	<	0.21	U	<	0.16	U	<	0.23	U	<	0.8	U
2,4,6-Trinitrotoluene	-	0 / 21	<	0.5	U	<	0.48	U	<	0.48	U	<	0.21	U	<	0.16	U	<	0.29	U	<	0.8	U
2,4-Dinitrotoluene	-	0 / 21	<	0.5	U	<	0.48	U	<	0.48	U	<	0.41	U	<	0.31	U	<	0.23	U	<	0.8	U
2,6-Dinitrotoluene	-	0 / 21	<	0.5	U	<	0.48	U	<	0.48	U	<	0.41	U	<	0.31	U	<	0.90	U	<	0.8	U
2-Amino-4,6-dinitrotoluene	0.12 J	2 / 21	<	0.5	U	<	0.48	U	<	0.48	U	<	0.41	U	<	0.31	U	0.12	0.36	J	0.11	0.8	J
2-Nitrotoluene	-	0 / 21	<	0.5	U	<	0.48	U	<	0.48	U	<	0.41	U	<	0.31	U	<	0.71	U	<	0.8	U
3-Nitrotoluene	-	0 / 21	<	0.5	U	<	0.48	U	<	0.48	U	<	0.41	U	<	0.31	U	<	0.45	U	<	0.8	U
4-Amino-2,6-dinitrotoluene	0.23 J	2 / 21	<	0.5	U	<	0.48	U	<	0.48	U	<	0.41	U	0.16	0.31	J	<	0.61	U	0.23	0.8	J
4-Nitrotoluene	-	0 / 21	<	0.5	U	<	0.48	U	<	0.48	U	<	0.67	U	<	0.5	U	<	1.5	U	<	0.8	U
HMX	-	0 / 21	<	0.5	U	<	0.48	U	<	0.48	U	<	0.52	U	<	0.39	U	<	0.99	U	<	1	U
MNX	-	0 / 15	<	0.5	U	<	0.48	U	<	0.48	U	<	0.21	U		NA			NA			NA	
Nitrobenzene	-	0 / 21	<	0.5	U	<	0.48	U	<	0.48	U	<	0.21	U	<	0.16	U	<	0.41	U	<	0.8	U
RDX	-	0 / 21	<	0.5	U	<	0.48	U	<	0.48	U	<	0.21	U	<	0.16	U	<	0.58	U	<	0.8	U
Tetryl	-	0 / 21	<	0.5	U	<	0.48	U	<	0.48	U	<	0.41	U	<	0.31	U	<	0.96	U	<	0.8	U

Notes:
< = less than reporting limit
µg/L = micrograms per liter
HMX = octahydro-1,3,5,7-tetranitro-1,3,5,7-tetrazocine
ID = identification number
J = estimated
LOQ = limit of quantification
MNX = mono-nitroso-RDX
NA = not analyzed
NRL = no reporting limit
Qual = qualifier
RDX = hexahydro-1,3,5-trinitro-1,3,5-triazine
RL = reporting limit
U = nondetect

TABLE E.1.2-5
CORNHUSKER ARMY AMMUNITION PLANT
PIEZOMETER PZ007-EXPLOSIVES

FIELD ID			PZ007			PZ007			PZ007		
METHOD	Maximum	Detection	SW846 M8330			SW846 M8330			UW51		
COLLECT DATE	Detection	Frequency	3/20/2000			3/30/1999			6/23/1998		
			Result	RL	Qual	Result	RL	Qual	Result	RL	Qual
EXPLOSIVES (µg/L)											
1,3,5-Trinitrobenzene	0.047 J	1 / 21	<	0.8	U	<	0.8	U	<	1.00	UJ
1,3-Dinitrobenzene	-	0 / 21	<	0.8	U	<	0.8	U	<	0.500	UJ
2,4,6-Trinitrotoluene	-	0 / 21	<	1.5	U	<	0.8	U	<	1.00	UJ
2,4-Dinitrotoluene	-	0 / 21	<	1.1	U	<	0.8	U	<	0.500	UJ
2,6-Dinitrotoluene	-	0 / 21	<	1.1	U	<	0.8	U	<	0.500	UJ
2-Amino-4,6-dinitrotoluene	0.12 J	2 / 21	<	1	U	<	0.8	U	<	0.500	UJ
2-Nitrotoluene	-	0 / 21	<	1.1	U	<	0.8	U	<	1.00	UJ
3-Nitrotoluene	-	0 / 21	<	1.1	U	<	0.8	U	<	1.00	UJ
4-Amino-2,6-dinitrotoluene	0.23 J	2 / 21	<	1	U	<	0.8	U	<	1.00	UJ
4-Nitrotoluene	-	0 / 21	<	1.1	U	<	0.8	U	<	1.00	UJ
HMX	-	0 / 21	<	0.8	U	<	0.8	U	<	0.500	UJ
MNX	-	0 / 15		NA			NA			NA	
Nitrobenzene	-	0 / 21	<	0.8	U	<	0.8	U	<	0.500	UJ
RDX	-	0 / 21	<	0.8	U	<	0.8	U	<	1.00	UJ
Tetryl	-	0 / 21	<	1.3	U	<	0.8	U	<	0.500	UJ

Notes:
< = less than reporting limit
µg/L = micrograms per liter
HMX = octahydro-1,3,5,7-tetranitro-1,3,5,7-tetrazocine
ID = identification number
J = estimated
LOQ = limit of quantification
MNX = mono-nitroso-RDX
NA = not analyzed
NRL = no reporting limit
Qual = qualifier
RDX = hexahydro-1,3,5-trinitro-1,3,5-triazine
RL = reporting limit
U = nondetect

TABLE E.1.2-6
CORNHUSKER ARMY AMMUNITION PLANT
PIEZOMETER PZ008-EXPLOSIVES

FIELD ID			PZ008			PZ008			PZ008			PZ008			PZ008			PZ008			PZ008		
METHOD	Maximum	Detection	SW846 M8330			SW846 M8330			SW846 M8330			SW846 M8330			SW846 M8330			SW846 M8330			SW846 M8330		
COLLECT DATE	Detection	Frequency	None			3/14/2008			3/15/2007			3/28/2006			3/17/2005			3/23/2004			3/19/2003		
			Result	RL	Qual	Result	RL	Qual	Result	RL	Qual	Result	RL	Qual	Result	RL	Qual	Result	RL	Qual	Result	RL	Qual
EXPLOSIVES (µg/L)																							
1,3,5-Trinitrobenzene	-	0 / 11				<	0.49	U	<	0.52	U	<	0.48	U	<	0.48	U	<	0.27	U	<	0.29	U
1,3-Dinitrobenzene	-	0 / 11				<	0.49	U	<	0.52	U	<	0.48	U	<	0.4	U	<	0.27	U	<	0.29	U
2,4,6-Trinitrotoluene	-	0 / 11				<	0.49	U	<	0.52	U	<	0.48	U	<	0.48	U	<	0.27	U	<	0.29	U
2,4-Dinitrotoluene	-	0 / 11				<	0.49	U	<	0.52	U	<	0.48	U	<	0.48	U	<	0.52	U	<	0.56	U
2,6-Dinitrotoluene	-	0 / 11	**Abandoned**			<	0.49	U	<	0.52	U	<	0.48	U	<	0.48	U	<	0.52	U	<	0.56	U
2-Amino-4,6-dinitrotoluene	-	0 / 11	**2009**			<	0.49	U	<	0.52	U	<	0.48	U	<	0.48	U	<	0.52	U	<	0.56	U
2-Nitrotoluene	-	0 / 11				<	0.49	U	<	0.52	U	<	0.48	U	<	0.48	U	<	0.52	U	<	0.56	U
3-Nitrotoluene	-	0 / 11				<	0.49	U	<	0.52	U	<	0.48	U	<	0.48	U	<	0.52	U	<	0.56	U
4-Amino-2,6-dinitrotoluene	-	0 / 11				<	0.49	U	<	0.52	U	<	0.48	U	<	0.48	U	<	0.52	U	<	0.56	U
4-Nitrotoluene	-	0 / 11				<	0.49	U	<	0.52	U	<	0.48	U	<	0.48	U	<	0.84	U	<	0.9	U
HMX	-	0 / 11				<	0.49	U	<	0.52	U	<	0.48	U	<	0.48	U	<	0.66	U	<	0.7	U
MNX	-	0 / 5				<	0.49	U	<	0.52	U	<	0.48	U	<	0.48	U	<	0.27	U		NA	
Nitrobenzene	-	0 / 11				<	0.49	U	<	0.52	U	<	0.48	U	<	0.48	U	<	0.27	U	<	0.29	U
RDX	-	0 / 11				<	0.49	U	<	0.52	U	<	0.48	U	<	0.48	U	<	0.27	U	<	0.29	U
Tetryl	-	0 / 11				<	0.49	U	<	0.52	U	<	0.48	U	<	0.48	U	<	0.52	U	<	0.56	U

Notes:
< = less than reporting limit
µg/L = micrograms per liter
HMX = octahydro-1,3,5,7-tetranitro-1,3,5,7-tetrazocine
ID = identification number
J = estimated
LOQ = limit of quantification
MNX = mono-nitroso-RDX
NA = not analyzed
NRL = no reporting limit
Qual = qualifier
RDX = hexahydro-1,3,5-trinitro-1,3,5-triazine
RL = reporting limit
U = nondetect

TABLE E.1.2-6
CORNHUSKER ARMY AMMUNITION PLANT
PIEZOMETER PZ008-EXPLOSIVES

FIELD ID			PZ008			PZ008			PZ008			PZ008			PZ008		
METHOD	Maximum	Detection	SW846 M8330			SW846 M8330			SW846 M8330			SW846 M8330			UW51		
COLLECT DATE	Detection	Frequency	3/25/2002			3/27/2001			3/20/2000			3/30/1999			6/23/1998		
			Result	RL	Qual	Result	RL	Qual	Result	RL	Qual	Result	RL	Qual	Result	RL	Qual
EXPLOSIVES (µg/L)																	
1,3,5-Trinitrobenzene	-	0 / 11	<	0.30	U	<	0.8	U	<	0.8	U	<	0.8	U	<	1.00	UJ
1,3-Dinitrobenzene	-	0 / 11	<	0.20	U	<	0.8	U	<	0.8	U	<	0.8	U	<	0.500	UJ
2,4,6-Trinitrotoluene	-	0 / 11	<	0.25	U	<	0.8	U	<	1.5	U	<	0.8	U	<	1.00	UJ
2,4-Dinitrotoluene	-	0 / 11	<	0.20	U	<	0.8	U	<	1.1	U	<	0.8	U	<	0.500	UJ
2,6-Dinitrotoluene	-	0 / 11	<	0.78	U	<	0.8	U	<	1.1	U	<	0.8	U	<	0.500	UJ
2-Amino-4,6-dinitrotoluene	-	0 / 11	<	0.31	U	<	0.8	U	<	1	U	<	0.8	U	<	0.500	UJ
2-Nitrotoluene	-	0 / 11	<	0.61	U	<	0.8	U	<	1.1	U	<	0.8	U	<	1.00	UJ
3-Nitrotoluene	-	0 / 11	<	0.39	U	<	0.8	U	<	1.1	U	<	0.8	U	<	1.00	UJ
4-Amino-2,6-dinitrotoluene	-	0 / 11	<	0.52	U	<	0.8	U	<	1	U	<	0.8	U	<	1.00	UJ
4-Nitrotoluene	-	0 / 11	<	1.2	U	<	0.8	U	<	1.1	U	<	0.8	U	<	1.00	UJ
HMX	-	0 / 11	<	0.85	U	<	1	U	<	0.8	U	<	0.8	U	<	0.500	UJ
MNX	-	0 / 5		NA			NA			NA			NA			NA	
Nitrobenzene	-	0 / 11	<	0.35	U	<	0.8	U	<	0.8	U	<	0.8	U	<	0.500	UJ
RDX	-	0 / 11	<	0.50	U	<	0.8	U	<	0.8	U	<	0.8	U	<	1.00	UJ
Tetryl	-	0 / 11	<	0.82	U	<	0.8	U	<	1.3	U	<	0.8	U	<	0.500	UJ

Notes:
< = less than reporting limit
µg/L = micrograms per liter
HMX = octahydro-1,3,5,7-tetranitro-1,3,5,7-tetrazocine
ID = identification number
J = estimated
LOQ = limit of quantification
MNX = mono-nitroso-RDX
NA = not analyzed
NRL = no reporting limit
Qual = qualifier
RDX = hexahydro-1,3,5-trinitro-1,3,5-triazine
RL = reporting limit
U = nondetect

TABLE E.1.2-7
CORNHUSKER ARMY AMMUNITION PLANT
PIEZOMETER PZ009-EXPLOSIVES

FIELD ID			PZ009					PZ009					PZ009					PZ009				
METHOD	Maximum	Detection	SW846 M8330					SW846 M8330					SW846 M8330					SW846 M8330				
COLLECT DATE	Detection	Frequency	3/15/2018					3/24/2017					8/8/2016					8/6/2015				
			Result	Qual	DL	LOD	LOQ	Result	Qual	DL	LOD	LOQ	Result	DL	LOD	LOQ	Qual	Result	DL	LOD	LOQ	Qual
EXPLOSIVES (µg/L)																						
1,3,5-Trinitrobenzene	19.6	20 / 21	1.5	J	0.032	0.1	0.15	2		0.032	0.1	0.16	1.3	0.25	0.50	1.3		2.3	0.22	0.43	1.1	
1,3-Dinitrobenzene	-	0 / 21	<	UJ	0.051	0.1	0.15	<	U	0.052	0.1	0.16	<	0.11	0.25	0.50	U	<	0.096	0.22	0.43	U
2,4,6-Trinitrotoluene	19.9	19 / 21	0.77	J	0.051	0.1	0.15	1		0.052	0.1	0.16	0.61	0.091	0.25	0.50		1.4	0.078	0.22	0.43	
2,4-Dinitrotoluene	-	0 / 21	<	UJ	0.051	0.1	0.13	<	U	0.052	0.1	0.14	<	0.10	0.25	0.50	U	<	0.091	0.22	0.43	U
2,6-Dinitrotoluene	-	0 / 21	<	UJ	0.051	0.1	0.13	<	U	0.052	0.1	0.14	<	0.081	0.25	0.25	U	<	0.070	0.22	0.22	U
2-Amino-4,6-dinitrotoluene	4.15	21 / 21	1.2	J	0.031	0.1	0.15	1.1		0.031	0.1	0.16	0.49	0.063	0.15	0.25		0.89	0.055	0.13	0.22	J
2-Nitrotoluene	-	0 / 21	<	UJ	0.09	0.2	0.51	<	U	0.092	0.21	0.52	<	0.11	0.25	0.50	U	<	0.093	0.21	0.43	U
3-Nitrotoluene	-	0 / 21	<	UJ	0.058	0.2	0.51	<	U	0.059	0.21	0.52	<	0.10	0.25	0.50	U	<	0.090	0.21	0.43	U
4-Amino-2,6-dinitrotoluene	3.57	18 / 21	0.93	J	0.051	0.1	0.15	0.78		0.052	0.1	0.16	0.44	0.072	0.15	0.25		0.82	0.063	0.13	0.22	J
4-Nitrotoluene	-	0 / 21	<	UJ	0.09	0.2	0.51	<	U	0.092	0.21	0.52	<	0.25	0.50	1.3	U	<	0.22	0.22	1.1	U
HMX	-	0 / 21	<	UJ	0.029	0.1	0.15	<	U	0.038	0.1	0.16	<	0.11	0.25	0.50	U	<	0.095	0.22	0.43	U
MNX	-	0 / 15	<	UJ	0.037	0.1	0.51	<	U	0.029	0.1	0.52	<	0.45	0.45	2.5	U	<	0.39	0.38	2.2	U
Nitrobenzene	-	0 / 21	<	UJ	0.051	0.1	0.15	<	U	0.052	0.1	0.16	<	0.11	0.25	0.50	U	<	0.099	0.22	0.43	U
RDX	1.07	3 / 21	<	UJ	0.037	0.1	0.15	<	U	0.038	0.1	0.16	<	0.065	0.15	0.25	U	<	0.057	0.13	0.22	U
Tetryl	-	0 / 21	<	UJ	0.051	0.1	0.15	<	U	0.052	0.1	0.16	<	0.099	0.25	0.30	U	<	0.09	0.22	0.26	U

Notes:
< = less than reporting limit
µg/L = micrograms per liter
HMX = octahydro-1,3,5,7-tetranitro-1,3,5,7-tetrazocine
ID = identification number
J = estimated
LOQ = limit of quantification
MNX = mono-nitroso-RDX
NA = not analyzed
NRL = no reporting limit
Qual = qualifier
RDX = hexahydro-1,3,5-trinitro-1,3,5-triazine
RL = reporting limit
U = nondetect

TABLE E.1.2-7
CORNHUSKER ARMY AMMUNITION PLANT
PIEZOMETER PZ009-EXPLOSIVES

FIELD ID			PZ009			PZ009			PZ009			PZ009			PZ009			PZ009			PZ009		
METHOD	Maximum	Detection	SW846 M8330			SW846 M8330			SW846 M8330			SW846 M8330			SW846 M8330			SW846 M8330			SW846 M8330		
COLLECT DATE	Detection	Frequency	8/13/2014			3/14/2013			3/9/2012			3/10/2011			3/16/2010			3/12/2009			3/17/2008		
			Result	LOQ	Qual	Result	RL	Qual	Result	RL	Qual	Result	RL	Qual	Result	RL	Qual	Result	RL	Qual	Result	RL	Qual
EXPLOSIVES (µg/L)																							
1,3,5-Trinitrobenzene	19.6	20 / 21	2.3	1.1		2.5	0.8	J	1.8	0.8		1.1	0.8		1.4	1		1.4	0.48		1.7	0.49	
1,3-Dinitrobenzene	-	0 / 21	<	0.42	U	<	0.8	U	<	0.8	U	<	0.8	U	<	0.4	U	<	0.48	U	<	0.49	U
2,4,6-Trinitrotoluene	19.9	19 / 21	0.9	0.42		1.1	0.8	J	0.61	0.8	J	<	0.8	U	0.75	0.4		0.96	0.48		0.93	0.49	
2,4-Dinitrotoluene	-	0 / 21	<	0.42	U	<	0.8	U	<	0.8	U	<	0.8	U	<	0.4	U	<	0.48	U	<	0.49	U
2,6-Dinitrotoluene	-	0 / 21	<	0.21	U	<	0.8	U	<	0.8	U	<	0.8	U	<	0.2	U	<	0.48	U	<	0.49	U
2-Amino-4,6-dinitrotoluene	4.15	21 / 21	1.6	0.21	J	1.8	0.8	J	1.1	0.8		0.85	0.8		1.3	0.2		1.3	0.48		1.1	0.49	
2-Nitrotoluene	-	0 / 21	<	0.42	U	<	0.8	U	<	0.8	U	<	0.8	U	<	0.4	U	<	0.48	U	<	0.49	U
3-Nitrotoluene	-	0 / 21	<	0.42	U	<	0.8	U	<	0.8	U	<	0.8	U	<	0.4	U	<	0.48	U	<	0.49	U
4-Amino-2,6-dinitrotoluene	3.57	18 / 21	1.1	0.21		1.3	1.4	J	<	1.4	U	<	0.8	U	0.64	0.2		0.84	0.48		0.74	0.49	
4-Nitrotoluene	-	0 / 21	<	1.1	U	<	0.8	U	<	0.8	U	<	0.8	U	<	1	U	<	0.48	U	<	0.49	U
HMX	-	0 / 21	<	0.42	U	<	0.8	U	<	0.8	U	<	0.8	U	<	0.4	U	<	0.48	U	<	0.49	U
MNX	-	0 / 15	<	2.1	U	<	0.8	U	<	0.8	U	<	0.8	U	<	2	U	<	0.48	U	<	0.49	U
Nitrobenzene	-	0 / 21	<	0.42	U	<	0.8	U	<	0.8	U	<	0.8	U	<	0.4	U	<	0.48	U	<	0.49	U
RDX	1.07	3 / 21	<	0.21	U	<	0.8	U	<	0.8	U	<	0.8	U	<	0.2	U	<	0.48	U	<	0.49	U
Tetryl	-	0 / 21	<	0.25	UJ	<	1.6	U	<	0.8	U	<	0.8	U	<	0.24	U	<	0.48	U	<	0.49	U

Notes:
< = less than reporting limit
µg/L = micrograms per liter
HMX = octahydro-1,3,5,7-tetranitro-1,3,5,7-tetrazocine
ID = identification number
J = estimated
LOQ = limit of quantification
MNX = mono-nitroso-RDX
NA = not analyzed
NRL = no reporting limit
Qual = qualifier
RDX = hexahydro-1,3,5-trinitro-1,3,5-triazine
RL = reporting limit
U = nondetect

TABLE E.1.2-7
CORNHUSKER ARMY AMMUNITION PLANT
PIEZOMETER PZ009-EXPLOSIVES

FIELD ID			PZ009			PZ009			PZ009			PZ009			PZ009			PZ009			PZ009		
METHOD	Maximum	Detection	SW846 M8330			SW846 M8330			SW846 M8330			SW846 M8330			SW846 M8330			SW846 M8330			SW846 M8330		
COLLECT DATE	Detection	Frequency	3/16/2007			3/28/2006			3/16/2005			3/18/2004			3/20/2003			3/25/2002			3/26/2001		
			Result	RL	Qual	Result	RL	Qual	Result	RL	Qual	Result	RL	Qual	Result	RL	Qual	Result	RL	Qual	Result	RL	Qual
EXPLOSIVES (µg/L)																							
1,3,5-Trinitrobenzene	19.6	20 / 21	2.5	0.49		3.5	0.48		4.6	0.48		8.1	0.18		<	0.16	U	8.9	1.4	J	14	0.8	
1,3-Dinitrobenzene	-	0 / 21	<	0.49	U	<	0.48	U	<	0.48	U	<	0.18	U	<	0.16	U	<	0.18	UJ	<	0.8	U
2,4,6-Trinitrotoluene	19.9	19 / 21	<	0.49	U	1.1	0.48		1.2	0.48		2.1	0.18		4.5	0.16		4.4	0.23	J	9.3	0.8	
2,4-Dinitrotoluene	-	0 / 21	<	0.49	U	<	0.48	U	<	0.48	U	<	0.35	U	<	0.31	U	<	0.18	U	<	0.8	U
2,6-Dinitrotoluene	-	0 / 21	<	0.49	U	<	0.48	U	<	0.48	U	<	0.35	U	<	0.31	U	<	0.71	U	<	0.8	U
2-Amino-4,6-dinitrotoluene	4.15	21 / 21	0.63	0.49		2.6	0.48		1.6	0.48	P	2.4	0.35		3.3	0.31		2.8	0.29	J	3	0.8	
2-Nitrotoluene	-	0 / 21	<	0.49	U	<	0.48	U	<	0.48	U	<	0.35	U	<	0.31	U	<	0.56	U	<	0.8	U
3-Nitrotoluene	-	0 / 21	<	0.49	U	<	0.48	U	<	0.48	U	<	0.35	U	<	0.31	U	<	0.36	U	<	0.8	U
4-Amino-2,6-dinitrotoluene	3.57	18 / 21	<	0.49	U	1.1	0.48		0.86	0.48		1.2	0.35		1.9	0.31		1.5	0.48	J	1.8	0.8	
4-Nitrotoluene	-	0 / 21	<	0.49	U	<	0.48	U	<	0.48	U	<	0.57	U	<	0.5	U	<	1.2	U	<	0.8	U
HMX	-	0 / 21	<	0.49	U	<	0.48	U	<	0.48	U	<	0.44	U	<	0.39	U	<	0.78	U	<	1	U
MNX	-	0 / 15	<	0.49	U	<	0.48	U	<	0.48	U	<	0.18	U		NA			NA			NA	
Nitrobenzene	-	0 / 21	<	0.49	U	<	0.48	U	<	0.48	U	<	0.18	U	<	0.16	U	<	0.32	U	<	0.8	U
RDX	1.07	3 / 21	<	0.49	U	<	0.48	U	<	0.48	U	<	0.18	U	<	0.16	U	<	0.46	U	0.22	0.8	J
Tetryl	-	0 / 21	<	0.49	U	<	0.48	U	<	0.48	U	<	0.35	U	<	0.31	U	<	0.76	U	<	0.8	U

Notes:
< = less than reporting limit
µg/L = micrograms per liter
HMX = octahydro-1,3,5,7-tetranitro-1,3,5,7-tetrazocine
ID = identification number
J = estimated
LOQ = limit of quantification
MNX = mono-nitroso-RDX
NA = not analyzed
NRL = no reporting limit
Qual = qualifier
RDX = hexahydro-1,3,5-trinitro-1,3,5-triazine
RL = reporting limit
U = nondetect

TABLE E.1.2-7
CORNHUSKER ARMY AMMUNITION PLANT
PIEZOMETER PZ009-EXPLOSIVES

FIELD ID			PZ009			PZ009			PZ009		
METHOD	Maximum	Detection	SW846 M8330			SW846 M8330			UW51		
COLLECT DATE	Detection	Frequency	3/20/2000			3/31/1999			6/22/1998		
			Result	RL	Qual	Result	RL	Qual	Result	RL	Qual
EXPLOSIVES (µg/L)											
1,3,5-Trinitrobenzene	19.6	20 / 21	14	0.8		18.3	1.6		19.6	1.00	
1,3-Dinitrobenzene	-	0 / 21	<	0.8	U	<	0.8	U	<	0.500	U
2,4,6-Trinitrotoluene	19.9	19 / 21	11	1.5		19.9	1.6		19.4	1.00	
2,4-Dinitrotoluene	-	0 / 21	<	1.1	U	<	0.8	U	<	0.500	U
2,6-Dinitrotoluene	-	0 / 21	<	1.1	U	<	0.8	U	<	0.500	U
2-Amino-4,6-dinitrotoluene	4.15	21 / 21	2.1	1		3.67	0.8		4.15	0.500	
2-Nitrotoluene	-	0 / 21	<	1.1	U	<	0.8	U	<	1.00	U
3-Nitrotoluene	-	0 / 21	<	1.1	U	<	0.8	U	<	1.00	U
4-Amino-2,6-dinitrotoluene	3.57	18 / 21	1.1	1		2.33	0.8		3.57	1.00	J*
4-Nitrotoluene	-	0 / 21	<	1.1	U	<	0.8	U	<	1.00	U
HMX	-	0 / 21	<	0.8	U	<	0.8	U	<	0.500	U
MNX	-	0 / 15		NA			NA			NA	
Nitrobenzene	-	0 / 21	<	0.8	U	<	0.8	U	<	0.500	U
RDX	1.07	3 / 21	<	0.8	U	0.594	0.8	J	1.07	1.00	
Tetryl	-	0 / 21	<	1.3	U	<	0.8	U	<	0.500	U

Notes:
< = less than reporting limit
µg/L = micrograms per liter
HMX = octahydro-1,3,5,7-tetranitro-1,3,5,7-tetrazocine
ID = identification number
J = estimated
LOQ = limit of quantification
MNX = mono-nitroso-RDX
NA = not analyzed
NRL = no reporting limit
Qual = qualifier
RDX = hexahydro-1,3,5-trinitro-1,3,5-triazine
RL = reporting limit
U = nondetect

TABLE E.1.2-8
CORNHUSKER ARMY AMMUNITION PLANT
PIEZOMETER PZ010-EXPLOSIVES

FIELD ID			PZ010					PZ010					PZ010					PZ010				
METHOD	Maximum	Detection	SW846 M8330					SW846 M8330					SW846 M8330					SW846 M8330				
COLLECT DATE	Detection	Frequency	3/14/2018					3/24/2017					8/6/2016					8/6/2015				
			Result	Qual	DL	LOD	LOQ	Result	Qual	DL	LOD	LOQ	Result	DL	LOD	LOQ	Qual	Result	DL	LOD	LOQ	Qual
EXPLOSIVES (µg/L)																						
1,3,5-Trinitrobenzene	91	11 / 21	<	UJ	0.033	0.11	0.14	<	UJ	0.032	0.1	0.16	<	0.23	0.46	1.2	U	<	0.21	0.42	1.1	U
1,3-Dinitrobenzene	-	0 / 21	<	UJ	0.053	0.11	0.16	<	UJ	0.052	0.1	0.16	<	0.10	0.23	0.46	U	<	0.094	0.21	0.42	U
2,4,6-Trinitrotoluene	125	12 / 21	<	UJ	0.053	0.11	0.16	<	UJ	0.052	0.1	0.16	<	0.084	0.23	0.46	U	<	0.077	0.21	0.42	U
2,4-Dinitrotoluene	-	0 / 21	<	UJ	0.053	0.11	0.16	<	UJ	0.052	0.1	0.14	<	0.097	0.23	0.46	U	<	0.089	0.21	0.42	U
2,6-Dinitrotoluene	-	0 / 21	<	UJ	0.053	0.11	0.53	<	UJ	0.052	0.1	0.14	<	0.075	0.23	0.23	U	<	0.069	0.21	0.21	U
2-Amino-4,6-dinitrotoluene	9.84	15 / 21	0.27	J	0.032	0.11	0.14	<	UJ	0.031	0.1	0.16	<	0.059	0.14	0.23	U	0.13	0.054	0.13	0.21	J
2-Nitrotoluene	-	0 / 21	<	UJ	0.093	0.21	0.16	<	UJ	0.092	0.21	0.52	<	0.099	0.23	0.46	U	<	0.091	0.21	0.42	U
3-Nitrotoluene	0.68 J	1 / 21	<	UJ	0.06	0.21	0.16	<	UJ	0.06	0.21	0.52	<	0.097	0.23	0.46	U	<	0.089	0.21	0.42	U
4-Amino-2,6-dinitrotoluene	7.9 J	13 / 21	0.57	J	0.053	0.11	0.16	0.13	J	0.052	0.1	0.16	<	0.067	0.14	0.23	U	<	0.061	0.13	0.21	U
4-Nitrotoluene	-	0 / 21	<	UJ	0.093	0.21	0.53	<	UJ	0.092	0.21	0.52	<	0.23	0.46	1.2	U	<	0.21	0.42	1.1	U
HMX	0.97 J	1 / 21	<	UJ	0.03	0.11	0.53	0.97	J	0.038	0.1	0.16	<	0.10	0.23	0.46	U	<	0.093	0.21	0.42	U
MNX	21 J	2 / 15	<	UJ	0.038	0.11	0.53	0.47	J	0.029	0.1	0.52	<	0.42	0.42	2.3	U	<	0.38	0.38	2.1	U
Nitrobenzene	-	0 / 21	<	UJ	0.053	0.11	0.16	<	UJ	0.052	0.1	0.16	<	0.11	0.23	0.46	U	<	0.097	0.21	0.42	U
RDX	1.4	4 / 21	<	UJ	0.038	0.11	0.16	0.26	J	0.038	0.1	0.16	<	0.061	0.14	0.23	U	<	0.056	0.13	0.21	U
Tetryl	-	0 / 21	<	UJ	0.053	0.11	0.16	<	UJ	0.052	0.1	0.16	<	0.092	0.23	0.28	U	<	0.084	0.21	0.25	U

Notes:
< = less than reporting limit
µg/L = micrograms per liter
HMX = octahydro-1,3,5,7-tetranitro-1,3,5,7-tetrazocine
ID = identification number
J = estimated
LOQ = limit of quantification
MNX = mono-nitroso-RDX
NA = not analyzed
NRL = no reporting limit
Qual = qualifier
RDX = hexahydro-1,3,5-trinitro-1,3,5-triazine
RL = reporting limit
U = nondetect

TABLE E.1.2-8
CORNHUSKER ARMY AMMUNITION PLANT
PIEZOMETER PZ010-EXPLOSIVES

FIELD ID			PZ010			PZ010			PZ010			PZ010			PZ010			PZ010			PZ010		
METHOD	Maximum	Detection	SW846 M8330			SW846 M8330			SW846 M8330			SW846 M8330			SW846 M8330			SW846 M8330			SW846 M8330		
COLLECT DATE	Detection	Frequency	8/13/2014			3/19/2013			3/9/2012			3/10/2011			3/16/2010			3/12/2009			3/17/2008		
			Result	LOQ	Qual	Result	RL	Qual	Result	RL	Qual	Result	RL	Qual	Result	RL	Qual	Result	RL	Qual	Result	RL	Qual
EXPLOSIVES (µg/L)																							
1,3,5-Trinitrobenzene	91	11 / 21	<	1	U	<	0.8	U	<	0.8	U	<	0.8	U	<	1	U	28	0.49		40	0.49	
1,3-Dinitrobenzene	-	0 / 21	<	0.4	U	<	0.8	U	<	0.8	U	<	0.8	U	<	0.4	U	<	0.49	U	<	0.49	U
2,4,6-Trinitrotoluene	125	12 / 21	<	0.4	U	<	0.8	U	<	0.8	U	<	0.8	U	<	0.4	U	6	0.49		8	0.49	
2,4-Dinitrotoluene	-	0 / 21	<	0.4	U	<	0.8	U	<	0.8	U	<	0.8	U	<	0.4	U	<	0.49	U	<	0.49	U
2,6-Dinitrotoluene	-	0 / 21	<	0.2	U	<	0.8	U	<	0.8	U	<	0.8	U	<	0.2	U	<	0.49	U	<	0.49	U
2-Amino-4,6-dinitrotoluene	9.84	15 / 21	<	0.2	U	<	0.8	U	<	0.8	U	<	0.8	U	0.63	0.2	J	1.5	0.49		1.8	0.49	
2-Nitrotoluene	-	0 / 21	<	0.4	U	<	0.8	U	<	0.8	U	<	0.8	U	<	0.4	U	<	0.49	U	<	0.49	U
3-Nitrotoluene	0.68 J	1 / 21	<	0.4	U	<	0.8	U	<	0.8	U	<	0.8	U	0.68	0.4	J	<	0.49	U	<	0.49	U
4-Amino-2,6-dinitrotoluene	7.9 J	13 / 21	<	0.2	U	<	1.4	U	<	1.4	U	<	0.8	U	<	0.2	U	1.5	0.49		1.4	0.49	
4-Nitrotoluene	-	0 / 21	<	1	U	<	0.8	U	<	0.8	U	<	0.8	U	<	1	U	<	0.49	U	<	0.49	U
HMX	0.97 J	1 / 21	<	0.4	U	<	0.8	U	<	0.8	U	<	0.8	U	<	0.4	U	<	0.49	U	<	0.49	U
MNX	21 J	2 / 15	<	2	U	<	0.8	U	<	0.8	U	<	0.8	U	21	2	J	<	0.49	U	<	0.49	U
Nitrobenzene	-	0 / 21	<	0.4	U	<	0.8	U	<	0.8	U	<	0.8	U	<	0.4	U	<	0.49	U	<	0.49	U
RDX	1.4	4 / 21	<	0.2	U	<	0.8	U	<	0.8	U	<	0.8	U	<	0.2	U	<	0.49	U	<	0.49	U
Tetryl	-	0 / 21	<	0.24	U	<	1.6	U	<	0.8	U	<	0.8	U	<	0.24	U	<	0.49	U	<	0.49	U

Notes:
< = less than reporting limit
µg/L = micrograms per liter
HMX = octahydro-1,3,5,7-tetranitro-1,3,5,7-tetrazocine
ID = identification number
J = estimated
LOQ = limit of quantification
MNX = mono-nitroso-RDX
NA = not analyzed
NRL = no reporting limit
Qual = qualifier
RDX = hexahydro-1,3,5-trinitro-1,3,5-triazine
RL = reporting limit
U = nondetect

TABLE E.1.2-8
CORNHUSKER ARMY AMMUNITION PLANT
PIEZOMETER PZ010-EXPLOSIVES

FIELD ID			PZ010			PZ010			PZ010			PZ010			PZ010			PZ010			PZ010		
METHOD	Maximum	Detection	SW846 M8330			SW846 M8330			SW846 M8330			SW846 M8330			SW846 M8330			SW846 M8330			SW846 M8330		
COLLECT DATE	Detection	Frequency	3/16/2007			3/16/2006			3/16/2005			3/18/2004			3/19/2003			3/25/2002			3/26/2001		
			Result	RL	Qual	Result	RL	Qual	Result	RL	Qual	Result	RL	Qual	Result	RL	Qual	Result	RL	Qual	Result	RL	Qual
EXPLOSIVES (µg/L)																							
1,3,5-Trinitrobenzene	91	11 / 21	35	0.5		52	4.9		54	2.4		59	1.9		<	0.21	U	54	1.9	J	74	8	
1,3-Dinitrobenzene	-	0 / 21	<	0.5	U	<	0.49	U	<	0.48	U	<	0.19	U	<	0.21	U	<	0.26	UJ	<	1.6	U
2,4,6-Trinitrotoluene	125	12 / 21	3.2	0.5		9.7	0.49		10	0.48		13	1.9		18	2.1	J	19	1.6	J	32	1.6	
2,4-Dinitrotoluene	-	0 / 21	<	0.5	U	<	0.49	U	<	0.48	U	<	0.37	U	<	0.41	U	<	0.26	U	<	1.6	U
2,6-Dinitrotoluene	-	0 / 21	<	0.5	U	<	0.49	U	<	0.48	U	<	0.37	U	<	0.41	U	<	0.99	U	<	1.6	U
2-Amino-4,6-dinitrotoluene	9.84	15 / 21	1.4	0.5		3.2	0.49		2.4	0.48	P	2.7	0.37		3.9	0.41	J	3.3	0.40	J	3.6	1.6	
2-Nitrotoluene	-	0 / 21	<	0.5	U	<	0.49	U	<	0.48	U	<	0.37	U	<	0.41	U	<	0.78	U	<	1.6	U
3-Nitrotoluene	0.68 J	1 / 21	<	0.5	U	<	0.49	U	<	0.48	U	<	0.37	U	<	0.41	U	<	0.50	U	<	1.6	U
4-Amino-2,6-dinitrotoluene	7.9 J	13 / 21	0.78	0.5		2.1	0.49		1.6	0.48		1.5	0.37		3	0.41	J	7.9	0.67	J	1.7	1.6	
4-Nitrotoluene	-	0 / 21	<	0.5	U	<	0.49	U	<	0.48	U	<	0.6	U	<	0.67	U	<	1.6	U	<	1.6	U
HMX	0.97 J	1 / 21	<	0.5	U	<	0.49	U	<	0.48	U	<	0.47	U	<	0.52	U	<	1.1	U	<	2	U
MNX	21 J	2 / 15	<	0.5	U	<	0.49	U	<	0.48	U	<	0.19	U		NA			NA			NA	
Nitrobenzene	-	0 / 21	<	0.5	U	<	0.49	U	<	0.48	U	<	0.19	U	<	0.21	U	<	0.45	U	<	1.6	U
RDX	1.4	4 / 21	<	0.5	U	<	0.49	U	<	0.48	U	<	0.19	U	0.64	0.21	J	<	0.64	U	0.9	1.6	J
Tetryl	-	0 / 21	<	0.5	U	<	0.49	U	<	0.48	U	<	0.37	U	<	0.41	U	<	1.1	U	<	1.6	U

Notes:
< = less than reporting limit
µg/L = micrograms per liter
HMX = octahydro-1,3,5,7-tetranitro-1,3,5,7-tetrazocine
ID = identification number
J = estimated
LOQ = limit of quantification
MNX = mono-nitroso-RDX
NA = not analyzed
NRL = no reporting limit
Qual = qualifier
RDX = hexahydro-1,3,5-trinitro-1,3,5-triazine
RL = reporting limit
U = nondetect

TABLE E.1.2-8
CORNHUSKER ARMY AMMUNITION PLANT
PIEZOMETER PZ010-EXPLOSIVES

FIELD ID			PZ010			PZ010			PZ010		
METHOD	Maximum	Detection	SW846 M8330			SW846 M8330			UW51		
COLLECT DATE	Detection	Frequency	3/20/2000			3/31/1999			6/22/1998		
			Result	RL	Qual	Result	RL	Qual	Result	RL	Qual
EXPLOSIVES (µg/L)											
1,3,5-Trinitrobenzene	91	11 / 21	91	16		61.8	8		79.6	10.00	
1,3-Dinitrobenzene	-	0 / 21	<	0.8	U	<	4	U	<	0.500	U
2,4,6-Trinitrotoluene	125	12 / 21	38	30		66.6	8		125	10.00	
2,4-Dinitrotoluene	-	0 / 21	<	1.1	U	<	4	U	<	0.500	U
2,6-Dinitrotoluene	-	0 / 21	<	1.1	U	<	4	U	<	0.500	U
2-Amino-4,6-dinitrotoluene	9.84	15 / 21	4.8	1		7.63	4		9.84	0.500	
2-Nitrotoluene	-	0 / 21	<	1.1	U	<	4	U	<	1.00	U
3-Nitrotoluene	0.68 J	1 / 21	<	1.1	U	<	4	U	<	1.00	U
4-Amino-2,6-dinitrotoluene	7.9 J	13 / 21	3	1		<	4	U	4.74	1.00	
4-Nitrotoluene	-	0 / 21	<	1.1	U	<	4	U	<	1.00	U
HMX	0.97 J	1 / 21	<	0.8	U	<	4	U	<	0.500	U
MNX	21 J	2 / 15		NA			NA			NA	
Nitrobenzene	-	0 / 21	<	0.8	U	<	4	U	<	0.500	U
RDX	1.4	4 / 21	1.4	0.8		<	4	U	<	1.00	U
Tetryl	-	0 / 21	<	1.3	U	<	4	U	<	0.500	U

Notes:
< = less than reporting limit
µg/L = micrograms per liter
HMX = octahydro-1,3,5,7-tetranitro-1,3,5,7-tetrazocine
ID = identification number
J = estimated
LOQ = limit of quantification
MNX = mono-nitroso-RDX
NA = not analyzed
NRL = no reporting limit
Qual = qualifier
RDX = hexahydro-1,3,5-trinitro-1,3,5-triazine
RL = reporting limit
U = nondetect

TABLE E.1.2-9
CORNHUSKER ARMY AMMUNITION PLANT
PIEZOMETER PZ011-EXPLOSIVES

FIELD ID			PZ011					PZ011					PZ011					PZ011				
METHOD	Maximum	Detection	SW846 M8330					SW846 M8330					SW846 M8330					SW846 M8330				
COLLECT DATE	Detection	Frequency	3/19/2018					3/24/2017					8/8/2016					8/10/2015				
			Result	Qual	DL	LOD	LOQ	Result	Qual	DL	LOD	LOQ	Result	DL	LOD	LOQ	Qual	Result	DL	LOD	LOQ	Qual
EXPLOSIVES (µg/L)																						
1,3,5-Trinitrobenzene	420	17 / 21	<	U	0.033	0.11	0.16	<	U	0.032	0.1	0.15	<	1.1	2.2	5.5	U	0.38	0.20	0.41	1.0	J
1,3-Dinitrobenzene	0.53	4 / 21	0.24	J	0.053	0.11	0.16	<	U	0.051	0.1	0.15	<	0.49	1.1	2.2	U	<	0.090	0.20	0.41	UJ
2,4,6-Trinitrotoluene	1200	18 / 21	<	U	0.053	0.11	0.16	<	U	0.051	0.1	0.15	<	0.40	1.1	2.2	U	1.5	0.073	0.20	0.41	J
2,4-Dinitrotoluene	4.17 J	7 / 21	<	U	0.053	0.11	0.14	<	U	0.051	0.1	0.13	<	0.46	1.1	2.2	U	<	0.085	0.20	0.41	UJ
2,6-Dinitrotoluene	-	0 / 21	<	U	0.053	0.11	0.14	<	U	0.051	0.1	0.13	<	0.36	1.1	1.1	U	<	0.065	0.20	2.0	UJ
2-Amino-4,6-dinitrotoluene	67.9	19 / 21	<	U	0.032	0.11	0.16	0.49		0.031	0.1	0.15	<	0.28	0.66	1.1	U	3.2	0.051	0.12	2.0	J
2-Nitrotoluene	1.1 J	1 / 21	<	U	0.093	0.21	0.53	<	U	0.091	0.21	0.51	<	0.47	1.1	2.2	U	<	0.087	0.20	0.41	UJ
3-Nitrotoluene	-	0 / 21	<	U	0.06	0.21	0.53	<	U	0.059	0.21	0.51	<	0.46	1.1	2.2	U	<	0.085	0.20	0.41	UJ
4-Amino-2,6-dinitrotoluene	100 J	18 / 21	<	U	0.053	0.11	0.16	0.15	J	0.051	0.1	0.15	<	0.32	0.66	1.1	U	4.8	0.059	0.12	2.0	J
4-Nitrotoluene	0.11 J	1 / 21	<	U	0.093	0.21	0.53	0.11	J	0.091	0.21	0.51	<	1.1	2.2	5.5	U	<	0.20	0.41	1.0	UJ
HMX	6.6	11 / 21	<	U	0.03	0.11	0.16	<	U	0.037	0.1	0.15	<	0.48	1.1	2.2	U	<	0.089	0.20	0.41	U
MNX	0.13 J	1 / 15	<	U	0.038	0.11	0.53	<	U	0.029	0.1	0.51	<	2.0	2.0	11	U	<	0.36	0.36	2.0	U
Nitrobenzene	24	2 / 21	<	U	0.053	0.11	0.16	<	U	0.051	0.1	0.15	<	0.50	1.1	2.2	U	<	0.092	0.20	0.41	UJ
RDX	58 J	18 / 21	0.31		0.038	0.11	0.16	0.66		0.037	0.1	0.15	1.6	0.29	0.66	1.1		8.9	0.053	0.12	2.0	J
Tetryl	0.54 J	1 / 21	<	U	0.053	0.11	0.16	<	U	0.051	0.1	0.15	<	0.44	1.1	1.3	U	<	0.080	0.20	0.24	UJ

Notes:
< = less than reporting limit
µg/L = micrograms per liter
HMX = octahydro-1,3,5,7-tetranitro-1,3,5,7-tetrazocine
ID = identification number
J = estimated
LOQ = limit of quantification
MNX = mono-nitroso-RDX
NA = not analyzed
NRL = no reporting limit
Qual = qualifier
RDX = hexahydro-1,3,5-trinitro-1,3,5-triazine
RL = reporting limit
U = nondetect

TABLE E.1.2-9
CORNHUSKER ARMY AMMUNITION PLANT
PIEZOMETER PZ011-EXPLOSIVES

FIELD ID			PZ011			PZ011			PZ011			PZ011			PZ011			PZ011			PZ011		
METHOD	Maximum	Detection	SW846 M8330			SW846 M8330			SW846 M8330			SW846 M8330			SW846 M8330			SW846 M8330			SW846 M8330		
COLLECT DATE	Detection	Frequency	8/19/2014			3/19/2013			3/15/2012			3/10/2011			3/16/2010			3/12/2009			3/20/2008		
			Result	LOQ	Qual	Result	RL	Qual	Result	RL	Qual	Result	RL	Qual	Result	RL	Qual	Result	RL	Qual	Result	RL	Qual
EXPLOSIVES (µg/L)																							
1,3,5-Trinitrobenzene	420	17 / 21	0.87	1	J	38.6	0.8	J	16.1	0.8	J	21.1	0.8		<	1	U	26	0.48		340	4.9	
1,3-Dinitrobenzene	0.53	4 / 21	<	0.4	U	<	0.8	U	<	0.8	UJ	<	0.8	U	<	0.4	U	<	0.48	U	<	0.49	U
2,4,6-Trinitrotoluene	1200	18 / 21	0.79	0.4		19	0.8	J	10	0.8	J	11.6	0.8		0.12	0.4	J	21	0.48		130	4.9	
2,4-Dinitrotoluene	4.17 J	7 / 21	<	0.4	U	<	0.8	U	<	0.8	UJ	<	0.8	U	<	0.4	U	<	0.48	U	0.72	0.49	
2,6-Dinitrotoluene	-	0 / 21	<	0.2	U	<	0.8	U	<	0.8	UJ	<	0.8	U	<	0.2	U	<	0.48	U	<	0.49	U
2-Amino-4,6-dinitrotoluene	67.9	19 / 21	1.5	0.2		4.7	0.8	J	3.2	0.8	J	4.3	0.8		0.25	0.2		7.7	0.48		23	0.49	
2-Nitrotoluene	1.1 J	1 / 21	<	0.4	U	<	0.8	U	<	0.8	UJ	<	0.8	U	<	0.4	U	<	0.48	U	<	0.49	U
3-Nitrotoluene	-	0 / 21	<	0.4	U	<	0.8	U	<	0.8	UJ	<	0.8	U	<	0.4	U	<	0.48	U	<	0.49	U
4-Amino-2,6-dinitrotoluene	100 J	18 / 21	1.2	0.2	J	4.5	1.4	J	2.5	1.4	J	2.9	0.8		<	0.2	U	7	0.48		13	0.49	
4-Nitrotoluene	0.11 J	1 / 21	<	1	U	<	0.8	U	<	0.8	UJ	<	0.8	U	<	1	U	<	0.48	U	<	0.49	U
HMX	6.6	11 / 21	<	0.4	U	0.95	0.8	J	0.39	0.8	J	<	0.8	U	<	0.4	U	<	0.48	U	1.1	0.49	J
MNX	0.13 J	1 / 15	<	2	U	<	0.8	U	<	0.8	UJ	<	0.8	U	<	2	U	<	0.48	U	<	0.49	U
Nitrobenzene	24	2 / 21	<	0.4	U	<	0.8	U	<	0.8	UJ	<	0.8	U	<	0.4	U	<	0.48	U	<	0.49	U
RDX	58 J	18 / 21	2.7	0.2		4.9	0.8	J	1.9	0.8	J	2.1	0.8		<	0.2	U	<	0.48	U	0.86	0.49	
Tetryl	0.54 J	1 / 21	<	0.24	U	<	1.6	U	<	0.8	UJ	<	0.8	U	<	0.24	U	<	0.48	U	<	0.49	U

Notes:
< = less than reporting limit
µg/L = micrograms per liter
HMX = octahydro-1,3,5,7-tetranitro-1,3,5,7-tetrazocine
ID = identification number
J = estimated
LOQ = limit of quantification
MNX = mono-nitroso-RDX
NA = not analyzed
NRL = no reporting limit
Qual = qualifier
RDX = hexahydro-1,3,5-trinitro-1,3,5-triazine
RL = reporting limit
U = nondetect

TABLE E.1.2-9
CORNHUSKER ARMY AMMUNITION PLANT
PIEZOMETER PZ011-EXPLOSIVES

FIELD ID			PZ011			PZ011			PZ011			PZ011			PZ011			PZ011			PZ011		
METHOD	Maximum	Detection	SW846 M8330			SW846 M8330			SW846 M8330			SW846 M8330			SW846 M8330			SW846 M8330			SW846 M8330		
COLLECT DATE	Detection	Frequency	3/16/2007			3/16/2006			3/16/2005			3/18/2004			3/19/2003			3/25/2002			3/26/2001		
			Result	RL	Qual	Result	RL	Qual	Result	RL	Qual	Result	RL	Qual	Result	RL	Qual	Result	RL	Qual	Result	RL	Qual
EXPLOSIVES (µg/L)																							
1,3,5-Trinitrobenzene	420	17 / 21	130	2.5		130	4.8		350	9.5		420	9.5		0.32	0.22	J	350	34	J	100	8.0	
1,3-Dinitrobenzene	0.53	4 / 21	<	0.5	U	<	0.48	U	0.24	0.48	J	0.53	0.19		<	0.22	U	<	0.22	UJ	<	1.6	U
2,4,6-Trinitrotoluene	1200	18 / 21	34	0.5		16	0.48		130	9.5		110	9.5		390	22	J	250	28	J	520	160.0	
2,4-Dinitrotoluene	4.17 J	7 / 21	<	0.5	U	<	0.48	U	1.2	0.48		0.89	0.37		1.7	0.43	J	1.5	0.22	J	2.3	1.6	
2,6-Dinitrotoluene	-	0 / 21	<	0.5	U	<	0.48	U	<	0.48	U	<	0.37	U	<	0.43	U	<	0.87	U	<	1.6	U
2-Amino-4,6-dinitrotoluene	67.9	19 / 21	12	0.5		4.9	0.48		21	0.48	P	14	0.37		34	4.3	J	22	3.5	J	29	1.6	
2-Nitrotoluene	1.1 J	1 / 21	<	0.5	U	<	0.48	U	<	0.48	U	<	0.37	U	<	0.43	U	<	0.69	U	1.1	1.6	J
3-Nitrotoluene	-	0 / 21	<	0.5	U	<	0.48	U	<	0.48	U	<	0.37	U	<	0.43	U	<	0.43	U	<	8.0	U
4-Amino-2,6-dinitrotoluene	100 J	18 / 21	7.1	0.5		2.7	0.48		11	0.48		6.9	0.37		18	0.43	J	42	5.9	J	9.8	1.6	
4-Nitrotoluene	0.11 J	1 / 21	<	0.5	U	<	0.48	U	<	0.48	U	<	0.59	U	<	0.69	U	<	1.4	U	<	8.0	U
HMX	6.6	11 / 21	0.77	0.5		<	0.48	U	1.3	0.48		1.9	0.46		4	0.54	J	3.4	0.95	J	<	2.0	U
MNX	0.13 J	1 / 15	<	0.5	U	<	0.48	U	<	0.48	U	0.13	0.19	J		NA			NA			NA	
Nitrobenzene	24	2 / 21	<	0.5	U	<	0.48	U	<	0.48	U	<	0.19	U	<	0.22	U	<	0.39	U	9.2	8.0	
RDX	58 J	18 / 21	0.57	0.5		<	0.48	U	3.7	0.48		4	0.19		16	2.2	J	10	5.6	J	36	8.0	
Tetryl	0.54 J	1 / 21	<	0.5	U	<	0.48	U	<	0.48	U	<	0.37	U	<	0.43	U	0.54	0.92	J	<	8	U

Notes:
< = less than reporting limit
µg/L = micrograms per liter
HMX = octahydro-1,3,5,7-tetranitro-1,3,5,7-tetrazocine
ID = identification number
J = estimated
LOQ = limit of quantification
MNX = mono-nitroso-RDX
NA = not analyzed
NRL = no reporting limit
Qual = qualifier
RDX = hexahydro-1,3,5-trinitro-1,3,5-triazine
RL = reporting limit
U = nondetect

TABLE E.1.2-9
CORNHUSKER ARMY AMMUNITION PLANT
PIEZOMETER PZ011-EXPLOSIVES

FIELD ID			PZ011			PZ011			PZ011		
METHOD	Maximum	Detection	SW846 M8330			SW846 M8330			UW51		
COLLECT DATE	Detection	Frequency	3/20/2000			3/31/1999			6/22/1998		
			Result	RL	Qual	Result	RL	Qual	Result	RL	Qual
EXPLOSIVES (µg/L)											
1,3,5-Trinitrobenzene	420	17 / 21	420	80		111	8		37.9	1.00	
1,3-Dinitrobenzene	0.53	4 / 21	0.44	0.8	J	<	8	U	<	0.500	U
2,4,6-Trinitrotoluene	1200	18 / 21	1200	150		955	80		23.7	10.00	
2,4-Dinitrotoluene	4.17 J	7 / 21	<	1.1	U	4.17	8	J	<	0.500	U
2,6-Dinitrotoluene	-	0 / 21	<	1.1	U	<	8	U	<	0.500	U
2-Amino-4,6-dinitrotoluene	67.9	19 / 21	50	100	J	67.9	8		20.1	0.500	
2-Nitrotoluene	1.1 J	1 / 21	<	1.1	U	<	8	U	<	1.00	U
3-Nitrotoluene	-	0 / 21	<	1.1	U	<	8	U	<	1.00	U
4-Amino-2,6-dinitrotoluene	100 J	18 / 21	100	1	JE	43	8		10.6	1.00	J*
4-Nitrotoluene	0.11 J	1 / 21	<	1.1	U	<	8	U	<	1.00	U
HMX	6.6	11 / 21	6.6	0.8		4.75	8	J	5.58	0.500	
MNX	0.13 J	1 / 15		NA			NA			NA	
Nitrobenzene	24	2 / 21	<	0.8	U	24	8		<	0.500	U
RDX	58 J	18 / 21	58	80	J	26.7	8		20.2	1.00	
Tetryl	0.54 J	1 / 21	<	1.3	U	<	8	U	<	0.500	U

Notes:
< = less than reporting limit
µg/L = micrograms per liter
HMX = octahydro-1,3,5,7-tetranitro-1,3,5,7-tetrazocine
ID = identification number
J = estimated
LOQ = limit of quantification
MNX = mono-nitroso-RDX
NA = not analyzed
NRL = no reporting limit
Qual = qualifier
RDX = hexahydro-1,3,5-trinitro-1,3,5-triazine
RL = reporting limit
U = nondetect

TABLE E.1.2-10
CORNHUSKER ARMY AMMUNITION PLANT
PIEZOMETER PZ012-EXPLOSIVES

FIELD ID			PZ012					PZ012					PZ012					PZ012				
METHOD	Maximum	Detection	SW846 M8330					SW846 M8330					SW846 M8330					SW846 M8330				
COLLECT DATE	Detection	Frequency	3/19/2018					3/25/2017					8/8/2016					8/10/2015				
			Result	Qual	DL	LOD	LOQ	Result	Qual	DL	LOD	LOQ	Result	DL	LOD	LOQ	Qual	Result	DL	LOD	LOQ	Qual
EXPLOSIVES (µg/L)																						
1,3,5-Trinitrobenzene	990	14 / 21	<	U	0.033	0.11	0.16	<	U	0.032	0.1	0.16	<	1.1	2.2	5.4	U	<	0.21	0.42	1.0	UJ
1,3-Dinitrobenzene	1.9 J	2 / 21	<	U	0.053	0.11	0.16	<	U	0.052	0.1	0.16	<	0.48	1.1	2.2	U	<	0.092	0.21	0.42	UJ
2,4,6-Trinitrotoluene	2850	19 / 21	<	U	0.053	0.11	0.16	0.082	J	0.052	0.1	0.16	<	0.39	1.1	2.2	U	1.6	0.075	0.2	0.42	J
2,4-Dinitrotoluene	13 J	14 / 21	<	U	0.053	0.11	0.14	<	U	0.052	0.1	0.14	<	0.45	1.1	2.2	U	0.24	0.087	0.21	0.42	J
2,6-Dinitrotoluene	3 J	1 / 21	<	U	0.053	0.11	0.14	<	U	0.052	0.1	0.14	<	0.35	1.1	1.1	U	<	0.067	0.21	0.21	UJ
2-Amino-4,6-dinitrotoluene	108	18 / 21	<	U	0.032	0.11	0.16	<	U	0.031	0.1	0.16	<	0.27	0.65	1.1	U	40	0.26	0.62	1.0	J
2-Nitrotoluene	-	0 / 21	<	U	0.093	0.21	0.53	<	U	0.091	0.21	0.52	<	0.46	1.1	2.2	U	<	0.089	0.21	0.42	UJ
3-Nitrotoluene	-	0 / 21	<	U	0.06	0.21	0.53	<	U	0.059	0.21	0.52	<	0.45	1.1	2.2	U	<	0.087	0.21	0.42	UJ
4-Amino-2,6-dinitrotoluene	90.5	18 / 21	<	U	0.053	0.11	0.16	0.074	J	0.052	0.1	0.16	<	0.31	0.65	1.1	U	60	0.30	0.62	1.0	J
4-Nitrotoluene	-	0 / 21	<	U	0.093	0.21	0.53	<	U	0.091	0.21	0.52	<	1.1	2.2	5.4	U	<	0.21	0.42	1.0	UJ
HMX	34	15 / 21	<	U	0.03	0.11	0.16	<	U	0.037	0.1	0.16	<	0.47	1.1	2.2	U	<	0.091	0.21	0.42	U
MNX	8.8	2 / 15	<	U	0.038	0.11	0.53	<	U	0.029	0.1	0.52	8.8	1.9		11	J	<	0.37	0.37	2.1	U
Nitrobenzene	21.1	2 / 21	<	U	0.053	0.11	0.16	<	U	0.052	0.1	0.16	<	0.49	1.1	2.2	U	<	0.095	0.21	0.42	UJ
RDX	134	15 / 21	<	U	0.038	0.11	0.16	<	U	0.037	0.1	0.16	<	0.28	0.65	1.1	U	<	0.054	0.12	0.21	U
Tetryl	0.31 J	1 / 21	<	U	0.053	0.11	0.16	<	U	0.052	0.1	0.16	<	0.43	1.1	1.3	U	<	0.083	0.21	0.25	UJ

Notes:
< = less than reporting limit
µg/L = micrograms per liter
HMX = octahydro-1,3,5,7-tetranitro-1,3,5,7-tetrazocine
ID = identification number
J = estimated
LOQ = limit of quantification
MNX = mono-nitroso-RDX
NA = not analyzed
NRL = no reporting limit
Qual = qualifier
RDX = hexahydro-1,3,5-trinitro-1,3,5-triazine
RL = reporting limit
U = nondetect

TABLE E.1.2-10
CORNHUSKER ARMY AMMUNITION PLANT
PIEZOMETER PZ012-EXPLOSIVES

FIELD ID			PZ012			PZ012			PZ012			PZ012			PZ012			PZ012			PZ012		
METHOD	Maximum	Detection	SW846 M8330			SW846 M8330			SW846 M8330			SW846 M8330			SW846 M8330			SW846 M8330			SW846 M8330		
COLLECT DATE	Detection	Frequency	8/18/2014			3/19/2013			3/15/2012			3/10/2011			3/16/2010			3/12/2009			3/20/2008		
			Result	LOQ	Qual	Result	RL	Qual	Result	RL	Qual	Result	RL	Qual	Result	RL	Qual	Result	RL	Qual	Result	RL	Qual
EXPLOSIVES (µg/L)																							
1,3,5-Trinitrobenzene	990	14 / 21	61	1		126	2.4		2.1	0.8	J	19.6	0.8		<	1	U	<	0.48	U	480	9.5	
1,3-Dinitrobenzene	1.9 J	2 / 21	<	0.4	U	<	0.8	U	<	0.8	UJ	<	0.8	U	1.9	0.4	J	<	0.48	U	<	0.48	U
2,4,6-Trinitrotoluene	2850	19 / 21	55	0.4		228	2.4		30.4	0.8	J	63.9	0.8		2.4	0.4	J	3.4	0.48		340	9.5	
2,4-Dinitrotoluene	13 J	14 / 21	0.27	0.4	J	<	0.8	U	<	0.8	UJ	<	0.8	U	0.56	0.4	J	<	0.48	U	2.4	0.48	
2,6-Dinitrotoluene	3 J	1 / 21	<	0.2	U	<	0.8	U	<	0.8	UJ	<	0.8	U	<	0.2	U	<	0.48	U	<	0.48	U
2-Amino-4,6-dinitrotoluene	108	18 / 21	26	0.2		33.5	0.8		20.4	0.8	J	30.7	0.8		21	0.2	J	15	0.48		45	0.48	
2-Nitrotoluene	-	0 / 21	<	0.4	U	<	0.8	U	<	0.8	UJ	<	0.8	U	<	0.4	U	<	0.48	U	<	0.48	U
3-Nitrotoluene	-	0 / 21	<	0.4	U	<	0.8	U	<	0.8	UJ	<	0.8	U	<	0.4	U	<	0.48	U	<	0.48	U
4-Amino-2,6-dinitrotoluene	90.5	18 / 21	32	0.2		37.7	1.4		26.1	1.4	J	29.1	0.8		31	0.4	J	34	0.48		35	0.48	
4-Nitrotoluene	-	0 / 21	<	1	U	<	0.8	U	<	0.8	UJ	<	0.8	U	<	1	U	<	0.48	U	<	0.48	U
HMX	34	15 / 21	<	0.4	U	30.9	0.8		12.1	0.8	J	11.9	0.8	J	3.5	0.4	J	34	0.48		1.4	0.48	J
MNX	8.8	2 / 15	<	2	U	<	0.8	U	<	0.8	UJ	<	0.8	U	<	2	U	<	0.48	U	<	0.48	U
Nitrobenzene	21.1	2 / 21	<	0.4	U	<	0.8	U	<	0.8	UJ	<	0.8	U	<	0.4	U	<	0.48	U	<	0.48	U
RDX	134	15 / 21	0.37	0.2	J	3.1	0.8		2.4	0.8	J	2.6	0.8		<	0.2	U	<	0.48	U	5.1	0.48	
Tetryl	0.31 J	1 / 21	<	0.24	U	<	1.6	U	<	0.8	UJ	<	0.8	U	<	0.24	U	<	0.48	U	<	0.48	U

Notes:
< = less than reporting limit
µg/L = micrograms per liter
HMX = octahydro-1,3,5,7-tetranitro-1,3,5,7-tetrazocine
ID = identification number
J = estimated
LOQ = limit of quantification
MNX = mono-nitroso-RDX
NA = not analyzed
NRL = no reporting limit
Qual = qualifier
RDX = hexahydro-1,3,5-trinitro-1,3,5-triazine
RL = reporting limit
U = nondetect

TABLE E.1.2-10
CORNHUSKER ARMY AMMUNITION PLANT
PIEZOMETER PZ012-EXPLOSIVES

FIELD ID			PZ012			PZ012			PZ012			PZ012			PZ012			PZ012			PZ012		
METHOD	Maximum	Detection	SW846 M8330			SW846 M8330			SW846 M8330			SW846 M8330			SW846 M8330			SW846 M8330			SW846 M8330		
COLLECT DATE	Detection	Frequency	3/16/2007			3/16/2006			3/16/2005			3/18/2004			3/19/2003			3/25/2002			3/26/2001		
			Result	RL	Qual	Result	RL	Qual	Result	RL	Qual	Result	RL	Qual	Result	RL	Qual	Result	RL	Qual	Result	RL	Qual
EXPLOSIVES (µg/L)																							
1,3,5-Trinitrobenzene	990	14 / 21	600	10		690	24		720	24		990	87		<	0.22	U	790	25	J	780	80.0	
1,3-Dinitrobenzene	1.9 J	2 / 21	<	0.5	U	<	0.48	U	<	0.48	U	0.45	0.17		<	0.22	U	<	0.17	UJ	<	1.6	U
2,4,6-Trinitrotoluene	2850	19 / 21	140	10		170	24		200	24		170	17		320	22	J	250	21	J	690	80.0	
2,4-Dinitrotoluene	13 J	14 / 21	1.1	0.5		1.5	0.48		1.5	0.48		1.2	0.34		2.4	0.43	J	1.3	0.17	J	1.80	1.6	
2,6-Dinitrotoluene	3 J	1 / 21	<	0.5	U	<	0.48	U	<	0.48	U	<	0.34	U	3	0.43	J	<	0.64	U	<	1.6	U
2-Amino-4,6-dinitrotoluene	108	18 / 21	11	0.5		11	0.48		18	0.48	P	14	0.34		25	4.3	J	15	2.6	J	1.9	8.0	
2-Nitrotoluene	-	0 / 21	<	0.5	U	<	0.48	U	<	0.48	U	<	0.34	U	<	0.43	U	<	0.51	U	<	1.6	U
3-Nitrotoluene	-	0 / 21	<	0.5	U	<	0.48	U	<	0.48	U	<	0.34	U	<	0.43	U	<	0.32	U	<	8.0	U
4-Amino-2,6-dinitrotoluene	90.5	18 / 21	5.1	0.5		7.2	0.48		13	0.48		8.8	0.34		15	0.43	J	13	4.3	J	12	1.6	
4-Nitrotoluene	-	0 / 21	<	0.5	U	<	0.48	U	<	0.48	U	<	0.54	U	<	0.7	U	<	1.0	U	<	8.0	U
HMX	34	15 / 21	0.63	0.5		1.7	0.48		1.6	0.48		2.6	0.42		4.7	0.55	J	4.2	0.70	J	4.8	2.0	
MNX	8.8	2 / 15	<	0.5	U	<	0.48	U	<	0.48	U	0.25	0.17			NA			NA			NA	
Nitrobenzene	21.1	2 / 21	<	0.5	U	<	0.48	U	<	0.48	U	<	0.17	U	<	0.22	U	<	0.29	U	7.3	1.6	
RDX	134	15 / 21	2.5	0.5		4.4	0.48		3.6	0.48		7.1	0.17		12	2.2	J	18	4.1	J	26	8.0	
Tetryl	0.31 J	1 / 21	<	0.5	U	<	0.48	U	<	0.48	U	<	0.34	U	<	0.43	U	0.31	0.68	J	<	8	U

Notes:
< = less than reporting limit
µg/L = micrograms per liter
HMX = octahydro-1,3,5,7-tetranitro-1,3,5,7-tetrazocine
ID = identification number
J = estimated
LOQ = limit of quantification
MNX = mono-nitroso-RDX
NA = not analyzed
NRL = no reporting limit
Qual = qualifier
RDX = hexahydro-1,3,5-trinitro-1,3,5-triazine
RL = reporting limit
U = nondetect

TABLE E.1.2-10
CORNHUSKER ARMY AMMUNITION PLANT
PIEZOMETER PZ012-EXPLOSIVES

FIELD ID			PZ012			PZ012			PZ012		
METHOD	Maximum	Detection	SW846 M8330			SW846 M8330			UW51		
COLLECT DATE	Detection	Frequency	3/20/2000			3/31/1999			6/22/1998		
			Result	RL	Qual	Result	RL	Qual	Result	RL	Qual
EXPLOSIVES (µg/L)											
1,3,5-Trinitrobenzene	990	14 / 21	550	80		584	80		268	50.00	J
1,3-Dinitrobenzene	1.9 J	2 / 21	<	0.8	U	<	8	U	<	0.500	UJ
2,4,6-Trinitrotoluene	2850	19 / 21	1100	150		2850	80	E	767	50.00	J
2,4-Dinitrotoluene	13 J	14 / 21	1.70	1.1		4.65	8	J	13.0	0.500	J
2,6-Dinitrotoluene	3 J	1 / 21	<	1.1	U	<	8	U	<	0.500	UJ
2-Amino-4,6-dinitrotoluene	108	18 / 21	33	1	JE	108	8		45.2	0.500	J
2-Nitrotoluene	-	0 / 21	<	1.1	U	<	8	U	<	1.00	UJ
3-Nitrotoluene	-	0 / 21	<	1.1	U	<	8	U	<	1.00	UJ
4-Amino-2,6-dinitrotoluene	90.5	18 / 21	<	1	U	90.5	8		27.6	1.00	J
4-Nitrotoluene	-	0 / 21	<	1.1	U	<	8	U	<	1.00	UJ
HMX	34	15 / 21	4.8	0.8		14.7	8		<	0.500	UJ
MNX	8.8	2 / 15		NA			NA			NA	
Nitrobenzene	21.1	2 / 21	<	0.8	U	21.1	8		<	0.500	UJ
RDX	134	15 / 21	31	80	J	134	80		6.57	1.00	J
Tetryl	0.31 J	1 / 21	<	1.3	U	<	8	U	<	0.500	UJ

Notes:
< = less than reporting limit
µg/L = micrograms per liter
HMX = octahydro-1,3,5,7-tetranitro-1,3,5,7-tetrazocine
ID = identification number
J = estimated
LOQ = limit of quantification
MNX = mono-nitroso-RDX
NA = not analyzed
NRL = no reporting limit
Qual = qualifier
RDX = hexahydro-1,3,5-trinitro-1,3,5-triazine
RL = reporting limit
U = nondetect

TABLE E.1.2-11
CORNHUSKER ARMY AMMUNITION PLANT
PIEZOMETER PZ013-EXPLOSIVES

FIELD ID			PZ013					PZ013					PZ013					PZ013				
METHOD	Maximum	Detection	SW846 M8330					SW846 M8330					SW846 M8330					SW846 M8330				
COLLECT DATE	Detection	Frequency	3/14/2018					3/25/2017					8/9/2016					8/10/2015				
			Result	Qual	DL	LOD	LOQ	Result	Qual	DL	LOD	LOQ	Result	DL	LOD	LOQ	Qual	Result	DL	LOD	LOQ	Qual
EXPLOSIVES (µg/L)																						
1,3,5-Trinitrobenzene	570	12 / 21	<	U	0.033	0.11	0.16	<	U	0.033	0.11	0.16	<	0.21	0.42	1.1	U	<	0.20	0.41	1.0	UJ
1,3-Dinitrobenzene	0.71 J	1 / 21	<	U	0.053	0.11	0.16	<	U	0.053	0.11	0.16	<	0.094	0.21	0.42	U	<	0.091	0.20	0.41	U
2,4,6-Trinitrotoluene	3300	13 / 21	<	U	0.053	0.11	0.16	<	U	0.053	0.11	0.16	<	0.076	0.21	0.42	U	<	0.074	0.20	0.41	U
2,4-Dinitrotoluene	15.5	9 / 21	<	U	0.053	0.11	0.14	<	U	0.053	0.11	0.14	<	0.088	0.21	0.42	U	<	0.086	0.20	0.41	U
2,6-Dinitrotoluene	2.5 J	2 / 21	<	U	0.053	0.11	0.14	<	U	0.053	0.11	0.14	<	0.068	0.21	0.21	U	<	0.066	0.20	0.20	U
2-Amino-4,6-dinitrotoluene	170	17 / 21	0.97		0.032	0.11	0.16	<	U	0.032	0.11	0.16	<	0.054	0.13	0.21	U	0.24	0.052	0.12	0.20	J
2-Nitrotoluene	0.12 J	1 / 21	<	U	0.093	0.21	0.53	<	U	0.092	0.21	0.53	<	0.090	0.21	0.42	U	<	0.087	0.20	0.41	U
3-Nitrotoluene	-	0 / 21	<	U	0.06	0.21	0.53	<	U	0.06	0.21	0.53	<	0.088	0.21	0.42	U	<	0.085	0.20	0.41	U
4-Amino-2,6-dinitrotoluene	89	15 / 21	2.1		0.053	0.11	0.16	<	U	0.053	0.11	0.16	<	0.061	0.13	0.21	U	0.26	0.059	0.12	0.20	J
4-Nitrotoluene	-	0 / 21	<	U	0.093	0.21	0.53	<	U	0.092	0.21	0.53	<	0.21	0.42	1.1	U	<	0.20	0.41	1.0	U
HMX	27 J	16 / 21	1.6	J	0.03	0.11	0.16	2.7	J	0.038	0.11	0.16	1.7	0.092	0.21	0.42	J	<	0.090	0.20	0.41	U
MNX	1.3	5 / 15	<	U	0.038	0.11	0.53	<	U	0.029	0.11	0.53	<	0.38	0.38	2.1	U	<	0.37	0.37	2.0	U
Nitrobenzene	23	3 / 21	<	U	0.053	0.11	0.16	<	U	0.053	0.11	0.16	1.5	0.096	0.21	0.42		<	0.093	0.20	0.41	U
RDX	195	17 / 21	0.28	J	0.038	0.11	0.16	0.045	J	0.038	0.11	0.16	0.082	0.055	0.13	0.21	J	<	0.054	0.12	0.20	U
Tetryl	-	0 / 21	<	U	0.053	0.11	0.16	<	U	0.053	0.11	0.16	<	0.084	0.21	0.25	U	<	0.081	0.20	0.25	U

Notes:
< = less than reporting limit
µg/L = micrograms per liter
HMX = octahydro-1,3,5,7-tetranitro-1,3,5,7-tetrazocine
ID = identification number
J = estimated
LOQ = limit of quantification
MNX = mono-nitroso-RDX
NA = not analyzed
NRL = no reporting limit
Qual = qualifier
RDX = hexahydro-1,3,5-trinitro-1,3,5-triazine
RL = reporting limit
U = nondetect

TABLE E.1.2-11
CORNHUSKER ARMY AMMUNITION PLANT
PIEZOMETER PZ013-EXPLOSIVES

FIELD ID			PZ013			PZ013			PZ013			PZ013			PZ013			PZ013			PZ013		
METHOD	Maximum	Detection	SW846 M8330			SW846 M8330			SW846 M8330			SW846 M8330			SW846 M8330			SW846 M8330			SW846 M8330		
COLLECT DATE	Detection	Frequency	8/12/2014			3/19/2013			3/14/2012			3/10/2011			3/17/2010			3/12/2009			3/19/2008		
			Result	LOQ	Qual	Result	RL	Qual	Result	RL	Qual	Result	RL	Qual	Result	RL	Qual	Result	RL	Qual	Result	RL	Qual
EXPLOSIVES (µg/L)																							
1,3,5-Trinitrobenzene	570	12 / 21	<	1	U	<	0.8	U	<	0.8	U	<	0.8	U	90	5	J	150	2.4	J	13	0.49	
1,3-Dinitrobenzene	0.71 J	1 / 21	<	0.41	U	<	0.8	U	<	0.8	U	<	0.8	U	<	0.4	U	<	0.48	U	<	0.49	U
2,4,6-Trinitrotoluene	3300	13 / 21	<	0.41	U	<	0.8	U	<	0.8	U	<	0.8	U	57	2	J	120	2.4	J	17	0.49	
2,4-Dinitrotoluene	15.5	9 / 21	<	0.41	U	<	0.8	U	<	0.8	U	<	0.8	U	<	0.4	U	<	0.48	U	<	0.49	U
2,6-Dinitrotoluene	2.5 J	2 / 21	<	0.21	U	<	0.8	U	<	0.8	U	<	0.8	U	<	0.2	U	<	0.48	U	<	0.49	U
2-Amino-4,6-dinitrotoluene	170	17 / 21	<	0.21	UJ	<	0.8	U	3.6	0.8		0.23	0.8	J	17	0.2	J	22	0.48		3.8	0.49	
2-Nitrotoluene	0.12 J	1 / 21	0.12	0.41	J	<	0.8	U	<	0.8	U	<	0.8	U	<	0.4	U	<	0.48	U	<	0.49	U
3-Nitrotoluene	-	0 / 21	<	0.41	U	<	0.8	U	<	0.8	U	<	0.8	U	<	0.4	U	<	0.48	U	<	0.49	U
4-Amino-2,6-dinitrotoluene	89	15 / 21	<	0.21	U	<	1.4	U	3.5	1.4		<	0.8	U	10	0.2	J	18	0.48		5	0.49	
4-Nitrotoluene	-	0 / 21	<	1	U	<	0.8	U	<	0.8	U	<	0.8	U	<	1	U	<	0.48	U	<	0.49	U
HMX	27 J	16 / 21	<	0.41	U	<	0.8	U	8.1	0.8	J	1.7	0.8		5.3	0.4	J	20	0.48		9.2	0.49	J
MNX	1.3	5 / 15	<	2.1	U	<	0.8	U	<	0.8	U	<	0.8	U	1.1	2	J	<	0.48	U	<	0.49	U
Nitrobenzene	23	3 / 21	<	0.41	U	<	0.8	U	<	0.8	U	<	0.8	U	<	0.4	U	<	0.48	U	<	0.49	U
RDX	195	17 / 21	<	0.21	U	<	0.8	U	1.8	0.8		1.4	0.8		3	0.2	J	29	0.48		5.3	0.49	
Tetryl	-	0 / 21	<	0.25	UJ	<	1.6	U	<	0.8	U	<	0.8	U	<	0.24	U	<	0.48	U	<	0.49	U

Notes:
< = less than reporting limit
µg/L = micrograms per liter
HMX = octahydro-1,3,5,7-tetranitro-1,3,5,7-tetrazocine
ID = identification number
J = estimated
LOQ = limit of quantification
MNX = mono-nitroso-RDX
NA = not analyzed
NRL = no reporting limit
Qual = qualifier
RDX = hexahydro-1,3,5-trinitro-1,3,5-triazine
RL = reporting limit
U = nondetect

TABLE E.1.2-11
CORNHUSKER ARMY AMMUNITION PLANT
PIEZOMETER PZ013-EXPLOSIVES

FIELD ID			PZ013			PZ013			PZ013			PZ013			PZ013			PZ013			PZ013		
METHOD	Maximum	Detection	SW846 M8330			SW846 M8330			SW846 M8330			SW846 M8330			SW846 M8330			SW846 M8330			SW846 M8330		
COLLECT DATE	Detection	Frequency	3/16/2007			3/16/2006			3/17/2005			3/17/2004			3/24/2003			3/25/2002			3/26/2001		
			Result	RL	Qual	Result	RL	Qual	Result	RL	Qual	Result	RL	Qual	Result	RL	Qual	Result	RL	Qual	Result	RL	Qual
EXPLOSIVES (µg/L)																							
1,3,5-Trinitrobenzene	570	12 / 21	510	11		480	24		440	48		550	44		<	0.2	U	500	17	J	570	40	
1,3-Dinitrobenzene	0.71 J	1 / 21	<	0.54	U	<	0.48	U	<	0.48	U	<	0.22	U	<	0.2	U	<	0.23	U	<	4	U
2,4,6-Trinitrotoluene	3300	13 / 21	600	11		840	24		1000	48		1200	44		1600	100	J	1600	57	J	3300	400	
2,4-Dinitrotoluene	15.5	9 / 21	2.3	0.54		2	0.48		2	0.48		2.3	0.43		3.6	0.39	J	3.5	0.23	J	<	4	U
2,6-Dinitrotoluene	2.5 J	2 / 21	<	0.54	U	<	0.48	U	<	0.48	U	<	0.43	U	1.5	0.39	J	2.5	0.88	J	<	4	U
2-Amino-4,6-dinitrotoluene	170	17 / 21	49	0.54		49	0.48		45	0.48	P	44	4.3		43	3.9	J	47	3.5	J	85	40	
2-Nitrotoluene	0.12 J	1 / 21	<	0.54	U	<	0.48	U	<	0.48	U	<	0.43	U	<	0.39	U	<	0.69	U	<	4	U
3-Nitrotoluene	-	0 / 21	<	0.54	U	<	0.48	U	<	0.48	U	<	0.43	U	<	0.39	U	<	0.44	U	<	40	U
4-Amino-2,6-dinitrotoluene	89	15 / 21	12	0.54		20	0.48		<	0.48	U	18	0.43		20	3.9	J	30	6.0	J	17	4	
4-Nitrotoluene	-	0 / 21	<	0.54	U	<	0.48	U	<	0.48	U	<	0.69	U	<	0.63	U	<	1.4	U	<	40	U
HMX	27 J	16 / 21	19	0.54		15	0.48		12	0.48		11	0.54		12	4.9	J	9.0	9.6	J	<	5	U
MNX	1.3	5 / 15	1.3	0.54		0.79	0.48		0.72	0.48	P	0.64	0.22			NA			NA			NA	
Nitrobenzene	23	3 / 21	<	0.54	U	<	0.48	U	<	0.48	U	<	0.22	U	<	0.2	U	<	0.40	U	23	4	
RDX	195	17 / 21	29	0.54		31	0.48		36	0.48		41	2.2		53	2	J	110	28	J	110	40	
Tetryl	-	0 / 21	<	0.54	U	<	0.48	U	<	0.48	U	<	0.43	U	<	0.39	U	<	0.94	U	<	40	U

Notes:
< = less than reporting limit
µg/L = micrograms per liter
HMX = octahydro-1,3,5,7-tetranitro-1,3,5,7-tetrazocine
ID = identification number
J = estimated
LOQ = limit of quantification
MNX = mono-nitroso-RDX
NA = not analyzed
NRL = no reporting limit
Qual = qualifier
RDX = hexahydro-1,3,5-trinitro-1,3,5-triazine
RL = reporting limit
U = nondetect

TABLE E.1.2-11
CORNHUSKER ARMY AMMUNITION PLANT
PIEZOMETER PZ013-EXPLOSIVES

FIELD ID			PZ013			PZ013			PZ013		
METHOD	Maximum	Detection	SW846 M8330			SW846 M8330			UW51		
COLLECT DATE	Detection	Frequency	3/21/2000			3/31/1999			6/22/1998		
			Result	RL	Qual	Result	RL	Qual	Result	RL	Qual
EXPLOSIVES (µg/L)											
1,3,5-Trinitrobenzene	570	12 / 21	410	160		444	80		252	50.00	
1,3-Dinitrobenzene	0.71 J	1 / 21	0.71	0.8	J	<	8	U	<	0.500	U
2,4,6-Trinitrotoluene	3300	13 / 21	2500	300		2610	80	E	758	50.00	
2,4-Dinitrotoluene	15.5	9 / 21	8.7	1.1		11.5	8		15.5	0.500	
2,6-Dinitrotoluene	2.5 J	2 / 21	<	1.1	U	<	8	U	<	0.500	U
2-Amino-4,6-dinitrotoluene	170	17 / 21	170	50		105	8		57.0	0.500	
2-Nitrotoluene	0.12 J	1 / 21	<	1.1	U	<	8	U	<	1.00	U
3-Nitrotoluene	-	0 / 21	<	1.1	U	<	8	U	<	1.00	U
4-Amino-2,6-dinitrotoluene	89	15 / 21	89	50		53.9	8		23.4	1.00	
4-Nitrotoluene	-	0 / 21	<	1.1	U	<	8	U	<	1.00	U
HMX	27 J	16 / 21	27	40	J	7.62	8		<	0.500	U
MNX	1.3	5 / 15		NA			NA			NA	
Nitrobenzene	23	3 / 21	<	0.8	U	20.3	8		<	0.500	U
RDX	195	17 / 21	130	40		195	80		<	1.00	U
Tetryl	-	0 / 21	<	1.3	U	<	8	U	<	0.500	U

Notes:
< = less than reporting limit
µg/L = micrograms per liter
HMX = octahydro-1,3,5,7-tetranitro-1,3,5,7-tetrazocine
ID = identification number
J = estimated
LOQ = limit of quantification
MNX = mono-nitroso-RDX
NA = not analyzed
NRL = no reporting limit
Qual = qualifier
RDX = hexahydro-1,3,5-trinitro-1,3,5-triazine
RL = reporting limit
U = nondetect

TABLE E.1.2-12
CORNHUSKER ARMY AMMUNITION PLANT
PIEZOMETER PZ014-EXPLOSIVES

FIELD ID			PZ014					PZ014					PZ014					PZ014				
METHOD	Maximum	Detection	SW846 M8330					SW846 M8330					SW846 M8330					SW846 M8330				
COLLECT DATE	Detection	Frequency	3/15/2018					3/25/2017					8/9/2016					8/11/2015				
			Result	Qual	DL	LOD	LOQ	Result	Qual	DL	LOD	LOQ	Result	DL	LOD	LOQ	Qual	Result	DL	LOD	LOQ	Qual
EXPLOSIVES (µg/L)																						
1,3,5-Trinitrobenzene	1.3	7 / 21	<	UJ	0.033	0.11	0.16	<	U	0.032	0.1	0.15	<	0.25	0.49	1.2	U	<	0.20	0.41	1.0	UJ
1,3-Dinitrobenzene	-	0 / 21	<	UJ	0.053	0.11	0.16	<	U	0.051	0.1	0.15	<	0.11	0.25	0.49	U	<	0.090	0.20	0.41	UJ
2,4,6-Trinitrotoluene	4.8	10 / 21	<	UJ	0.053	0.11	0.16	<	U	0.051	0.1	0.15	<	0.089	0.25	0.49	U	<	0.074	0.20	0.41	UJ
2,4-Dinitrotoluene	-	0 / 21	<	UJ	0.053	0.11	0.14	<	U	0.051	0.1	0.13	<	0.10	0.25	0.49	U	<	0.085	0.20	0.41	UJ
2,6-Dinitrotoluene	-	0 / 21	<	UJ	0.053	0.11	0.14	<	U	0.051	0.1	0.13	<	0.079	0.25	0.25	U	<	0.066	0.20	0.20	UJ
2-Amino-4,6-dinitrotoluene	1.7	10 / 21	<	UJ	0.032	0.11	0.16	<	U	0.031	0.1	0.15	<	0.062	0.15	0.25	U	<	0.052	0.12	0.20	UJ
2-Nitrotoluene	-	0 / 21	<	UJ	0.093	0.21	0.53	<	U	0.09	0.21	0.51	<	0.11	0.25	0.49	U	<	0.087	0.20	0.41	UJ
3-Nitrotoluene	-	0 / 21	<	UJ	0.06	0.21	0.53	<	U	0.059	0.21	0.51	<	0.10	0.25	0.49	U	<	0.085	0.20	0.41	UJ
4-Amino-2,6-dinitrotoluene	2.2	8 / 21	<	UJ	0.053	0.11	0.16	<	U	0.051	0.1	0.15	<	0.071	0.15	0.25	U	<	0.059	0.12	0.20	UJ
4-Nitrotoluene	-	0 / 21	<	UJ	0.093	0.21	0.53	<	U	0.09	0.21	0.51	<	0.25	0.49	1.2	U	<	0.20	0.41	1.0	UJ
HMX	4	9 / 21	0.16	J	0.03	0.11	0.16	<	U	0.037	0.1	0.15	<	0.11	0.25	0.49	U	<	0.089	0.20	0.41	U
MNX	0.33 J	1 / 15	<	UJ	0.038	0.11	0.53	<	U	0.029	0.1	0.51	<	0.44	0.44	2.5	U	<	0.37	0.37	2.0	U
Nitrobenzene	-	0 / 21	<	UJ	0.053	0.11	0.16	<	U	0.051	0.1	0.15	<	0.11	0.25	0.49	U	<	0.093	0.20	0.41	UJ
RDX	24	10 / 21	<	UJ	0.038	0.11	0.16	0.34	J	0.037	0.1	0.15	<	0.064	0.15	0.25	U	0.072	0.053	0.12	0.20	J
Tetryl	-	0 / 21	<	UJ	0.053	0.11	0.16	<	U	0.051	0.1	0.15	<	0.097	0.25	0.29	U	<	0.081	0.20	0.24	UJ

Notes:
< = less than reporting limit
µg/L = micrograms per liter
HMX = octahydro-1,3,5,7-tetranitro-1,3,5,7-tetrazocine
ID = identification number
J = estimated
LOQ = limit of quantification
MNX = mono-nitroso-RDX
NA = not analyzed
NRL = no reporting limit
Qual = qualifier
RDX = hexahydro-1,3,5-trinitro-1,3,5-triazine
RL = reporting limit
U = nondetect

TABLE E.1.2-12
CORNHUSKER ARMY AMMUNITION PLANT
PIEZOMETER PZ014-EXPLOSIVES

FIELD ID			PZ014			PZ014			PZ014			PZ014			PZ014			PZ014			PZ014		
METHOD	Maximum	Detection	SW846 M8330			SW846 M8330			SW846 M8330			SW846 M8330			SW846 M8330			SW846 M8330			SW846 M8330		
COLLECT DATE	Detection	Frequency	8/12/2014			3/19/2013			3/14/2012			3/10/2011			3/17/2010			3/12/2009			3/19/2008		
			Result	LOQ	Qual	Result	RL	Qual	Result	RL	Qual	Result	RL	Qual	Result	RL	Qual	Result	RL	Qual	Result	RL	Qual
EXPLOSIVES (µg/L)																							
1,3,5-Trinitrobenzene	1.3	7 / 21	<	1	U	<	0.8	U	<	0.8	U	<	0.8	U	<	1	U	<	0.48	U	<	0.49	U
1,3-Dinitrobenzene	-	0 / 21	<	0.41	U	<	0.8	U	<	0.8	U	<	0.8	U	<	0.4	U	<	0.48	U	<	0.49	U
2,4,6-Trinitrotoluene	4.8	10 / 21	<	0.41	U	<	0.8	U	<	0.8	U	<	0.8	U	<	0.4	U	<	0.48	U	<	0.49	U
2,4-Dinitrotoluene	-	0 / 21	<	0.41	U	<	0.8	U	<	0.8	U	<	0.8	U	<	0.4	U	<	0.48	U	<	0.49	U
2,6-Dinitrotoluene	-	0 / 21	<	0.21	U	<	0.8	U	<	0.8	U	<	0.8	U	<	0.2	U	<	0.48	U	<	0.49	U
2-Amino-4,6-dinitrotoluene	1.7	10 / 21	<	0.21	U	<	0.8	U	<	0.8	U	<	0.8	U	0.062	0.2	J	<	0.48	U	<	0.49	U
2-Nitrotoluene	-	0 / 21	<	0.41	U	<	0.8	U	<	0.8	U	<	0.8	U	<	0.4	U	<	0.48	U	<	0.49	U
3-Nitrotoluene	-	0 / 21	<	0.41	U	<	0.8	U	<	0.8	U	<	0.8	U	<	0.4	U	<	0.48	U	<	0.49	U
4-Amino-2,6-dinitrotoluene	2.2	8 / 21	<	0.21	U	<	1.4	U	<	1.4	U	<	0.8	U	<	0.2	U	<	0.48	U	<	0.49	U
4-Nitrotoluene	-	0 / 21	<	1	U	<	0.8	U	<	0.8	U	<	0.8	U	<	1	U	<	0.48	U	<	0.49	U
HMX	4	9 / 21	<	0.41	J	0.13	0.8	J	0.23	0.8	J	0.15	0.8	J	<	0.4	U	<	0.48	U	<	0.49	U
MNX	0.33 J	1 / 15	<	2.1	U	<	0.8	U	<	0.8	U	<	0.8	U	<	2	U	<	0.48	U	<	0.49	U
Nitrobenzene	-	0 / 21	<	0.41	U	<	0.8	U	<	0.8	U	<	0.8	U	<	0.4	U	<	0.48	U	<	0.49	U
RDX	24	10 / 21	<	0.21	U	<	0.8	U	<	0.8	U	<	0.8	U	<	0.2	U	<	0.48	U	<	0.49	U
Tetryl	-	0 / 21	<	0.25	U	<	1.6	U	<	0.8	U	<	0.8	U	<	0.24	U	<	0.48	U	<	0.49	U

Notes:
< = less than reporting limit
µg/L = micrograms per liter
HMX = octahydro-1,3,5,7-tetranitro-1,3,5,7-tetrazocine
ID = identification number
J = estimated
LOQ = limit of quantification
MNX = mono-nitroso-RDX
NA = not analyzed
NRL = no reporting limit
Qual = qualifier
RDX = hexahydro-1,3,5-trinitro-1,3,5-triazine
RL = reporting limit
U = nondetect

TABLE E.1.2-12
CORNHUSKER ARMY AMMUNITION PLANT
PIEZOMETER PZ014-EXPLOSIVES

FIELD ID			PZ014			PZ014			PZ014			PZ014			PZ014			PZ014			PZ014		
METHOD	Maximum	Detection	SW846 M8330			SW846 M8330			SW846 M8330			SW846 M8330			SW846 M8330			SW846 M8330			SW846 M8330		
COLLECT DATE	Detection	Frequency	3/16/2007			3/17/2006			3/17/2005			3/17/2004			3/25/2003			3/25/2002			3/26/2001		
			Result	RL	Qual	Result	RL	Qual	Result	RL	Qual	Result	RL	Qual	Result	RL	Qual	Result	RL	Qual	Result	RL	Qual
EXPLOSIVES (µg/L)																							
1,3,5-Trinitrobenzene	1.3	7 / 21	1.3	0.48		1.1	0.49		1	0.48		1.1	0.28		<	0.19	U	0.81	0.28		1.1	0.8	
1,3-Dinitrobenzene	-	0 / 21	<	0.48	U	<	0.49	U	<	0.48	U	<	0.28	U	<	0.19	U	<	0.18	UJ	<	0.8	U
2,4,6-Trinitrotoluene	4.8	10 / 21	2.6	0.48		3.1	0.49		3.9	0.48		4.6	0.28		3.8	0.19		2.8	0.23		4.8	0.8	
2,4-Dinitrotoluene	-	0 / 21	<	0.48	U	<	0.49	U	<	0.48	U	<	0.55	U	<	0.36	U	<	0.18	U	<	0.8	U
2,6-Dinitrotoluene	-	0 / 21	<	0.48	U	<	0.49	U	<	0.48	U	<	0.55	U	<	0.36	U	<	0.71	U	<	0.8	U
2-Amino-4,6-dinitrotoluene	1.7	10 / 21	1.7	0.48		1.1	0.49		1.1	0.48	P	1.5	0.55		1.7	0.36		1.1	0.29		1.7	0.8	
2-Nitrotoluene	-	0 / 21	<	0.48	U	<	0.49	U	<	0.48	U	<	0.55	U	<	0.36	U	<	0.56	U	<	0.8	U
3-Nitrotoluene	-	0 / 21	<	0.48	U	<	0.49	U	<	0.48	U	<	0.55	U	<	0.36	U	<	0.36	U	<	0.8	U
4-Amino-2,6-dinitrotoluene	2.2	8 / 21	2.2	0.48		1.9	0.49		1.4	0.48		1.2	0.55		<	0.36	U	1.0	0.48		1.3	0.8	
4-Nitrotoluene	-	0 / 21	<	0.48	U	<	0.49	U	<	0.48	U	<	0.88	U	<	0.58	U	<	1.2	U	<	0.8	U
HMX	4	9 / 21	4	0.48		3	0.49		2	0.48		<	0.69	U	0.39	0.46	J	0.32	0.78		<	1	U
MNX	0.33 J	1 / 15	<	0.48	U	<	0.49	U	0.33	0.48	J	<	0.28	U		NA			NA			NA	
Nitrobenzene	-	0 / 21	<	0.48	U	<	0.49	U	<	0.48	U	<	0.28	U	<	0.19	U	<	0.32	U	<	0.8	U
RDX	24	10 / 21	15	0.48		20	0.49		24	0.48		5.9	0.28		2.1	0.19		1.3	0.46		3.1	0.8	
Tetryl	-	0 / 21	<	0.48	U	<	0.49	U	<	0.48	U	<	0.55	U	<	0.36	U	<	0.76	U	<	0.8	U

Notes:
< = less than reporting limit
µg/L = micrograms per liter
HMX = octahydro-1,3,5,7-tetranitro-1,3,5,7-tetrazocine
ID = identification number
J = estimated
LOQ = limit of quantification
MNX = mono-nitroso-RDX
NA = not analyzed
NRL = no reporting limit
Qual = qualifier
RDX = hexahydro-1,3,5-trinitro-1,3,5-triazine
RL = reporting limit
U = nondetect

TABLE E.1.2-12
CORNHUSKER ARMY AMMUNITION PLANT
PIEZOMETER PZ014-EXPLOSIVES

FIELD ID			PZ014			PZ014			PZ014		
METHOD	Maximum	Detection	SW846 M8330			SW846 M8330			UW51		
COLLECT DATE	Detection	Frequency	3/21/2000			3/31/1999			6/22/1998		
			Result	RL	Qual	Result	RL	Qual	Result	RL	Qual
EXPLOSIVES (µg/L)											
1,3,5-Trinitrobenzene	1.3	7 / 21	1.0	0.8		<	0.8	U	<	1.00	U
1,3-Dinitrobenzene	-	0 / 21	<	0.8	U	<	0.8	U	<	0.500	U
2,4,6-Trinitrotoluene	4.8	10 / 21	3.8	1.5		3.53	0.8		3.66	1.00	
2,4-Dinitrotoluene	-	0 / 21	<	1.1	U	<	0.8	U	<	0.500	U
2,6-Dinitrotoluene	-	0 / 21	<	1.1	U	<	0.8	U	<	0.500	U
2-Amino-4,6-dinitrotoluene	1.7	10 / 21	1.3	1		1.37	0.8		<	0.500	U
2-Nitrotoluene	-	0 / 21	<	1.1	U	<	0.8	U	<	1.00	U
3-Nitrotoluene	-	0 / 21	<	1.1	U	<	0.8	U	<	1.00	U
4-Amino-2,6-dinitrotoluene	2.2	8 / 21	0.61	1	J	0.828	0.8		<	1.00	U
4-Nitrotoluene	-	0 / 21	<	1.1	U	<	0.8	U	<	1.00	U
HMX	4	9 / 21	<	0.8	U	<	0.8	U	<	0.500	U
MNX	0.33 J	1 / 15		NA			NA			NA	
Nitrobenzene	-	0 / 21	<	0.8	U	<	0.8	U	<	0.500	U
RDX	24	10 / 21	<	0.8	U	0.272	0.8	J	<	1.00	U
Tetryl	-	0 / 21	<	1.3	U	<	0.8	U	<	0.500	U

Notes:
< = less than reporting limit
µg/L = micrograms per liter
HMX = octahydro-1,3,5,7-tetranitro-1,3,5,7-tetrazocine
ID = identification number
J = estimated
LOQ = limit of quantification
MNX = mono-nitroso-RDX
NA = not analyzed
NRL = no reporting limit
Qual = qualifier
RDX = hexahydro-1,3,5-trinitro-1,3,5-triazine
RL = reporting limit
U = nondetect

TABLE E.1.2-13
CORNHUSKER ARMY AMMUNITION PLANT
PIEZOMETER PZ015-EXPLOSIVES

FIELD ID			PZ015					PZ015					PZ015					PZ015				
METHOD	Maximum	Detection	SW846 M8330					SW846 M8330					SW846 M8330					SW846 M8330				
COLLECT DATE	Detection	Frequency	3/22/2018					3/30/2017					8/12/2016					8/13/2015				
			Result	Qual	DL	LOD	LOQ	Result	Qual	DL	LOD	LOQ	Result	DL	LOD	LOQ	Qual	Result	DL	LOD	LOQ	Qual
EXPLOSIVES (µg/L)																						
1,3,5-Trinitrobenzene	130	11 / 21	<	U	0.032	0.1	0.15	<	U	0.032	0.1	0.16	<	0.23	0.46	1.1	U	<	0.22	0.43	1.1	U
1,3-Dinitrobenzene	-	0 / 21	<	U	0.051	0.1	0.15	<	U	0.052	0.1	0.16	<	0.10	0.23	0.46	U	<	0.096	0.22	0.43	U
2,4,6-Trinitrotoluene	240 J	10 / 21	<	U	0.051	0.1	0.15	<	U	0.052	0.1	0.16	<	0.082	0.23	0.46	U	<	0.078	0.22	0.43	U
2,4-Dinitrotoluene	1.3 J	4 / 21	<	U	0.051	0.1	0.13	<	U	0.052	0.1	0.13	<	0.095	0.23	0.46	U	<	0.090	0.22	0.43	U
2,6-Dinitrotoluene	-	0 / 21	<	U	0.051	0.1	0.13	<	U	0.052	0.1	0.13	<	0.073	0.23	0.23	U	<	0.070	0.22	0.22	U
2-Amino-4,6-dinitrotoluene	7.5 J	11 / 21	<	U	0.031	0.1	0.15	<	U	0.031	0.1	0.16	<	0.058	0.14	0.23	U	<	0.055	0.13	0.22	U
2-Nitrotoluene	-	0 / 21	<	U	0.09	0.2	0.51	<	U	0.091	0.21	0.52	<	0.097	0.23	0.46	U	<	0.092	0.22	0.43	U
3-Nitrotoluene	-	0 / 21	<	U	0.058	0.2	0.51	<	U	0.059	0.21	0.52	<	0.095	0.23	0.46	U	<	0.090	0.22	0.43	U
4-Amino-2,6-dinitrotoluene	10 J	11 / 21	<	U	0.051	0.1	0.15	<	U	0.052	0.1	0.16	<	0.066	0.14	0.23	U	<	0.062	0.13	0.22	U
4-Nitrotoluene	-	0 / 21	<	U	0.09	0.2	0.51	<	U	0.091	0.21	0.52	<	0.23	0.46	1.1	U	<	0.22	0.43	1.1	U
HMX	12 J	17 / 21	0.37		0.029	0.1	0.15	0.74		0.037	0.1	0.16	<	0.10	0.23	0.46	U	<	0.094	0.22	0.43	U
MNX	0.61	2 / 15	<	U	0.037	0.1	0.51	<	U	0.029	0.1	0.52	<	0.41	0.41	2.3	U	<	0.39	0.39	2.2	U
Nitrobenzene	1.8 J	1 / 21	<	U	0.051	0.1	0.15	<	U	0.052	0.1	0.16	<	0.10	0.23	0.46	U	<	0.098	0.22	0.43	U
RDX	115	16 / 21	<	U	0.037	0.1	0.15	0.84	J	0.037	0.1	0.16	<	0.060	0.14	0.23	U	<	0.056	0.13	0.22	U
Tetryl	-	0 / 21	<	U	0.051	0.1	0.15	<	U	0.052	0.1	0.16	<	0.090	0.23	0.27	U	<	0.085	0.22	0.26	U

Notes:
< = less than reporting limit
µg/L = micrograms per liter
HMX = octahydro-1,3,5,7-tetranitro-1,3,5,7-tetrazocine
ID = identification number
J = estimated
LOQ = limit of quantification
MNX = mono-nitroso-RDX
NA = not analyzed
NRL = no reporting limit
Qual = qualifier
RDX = hexahydro-1,3,5-trinitro-1,3,5-triazine
RL = reporting limit
U = nondetect

TABLE E.1.2-13
CORNHUSKER ARMY AMMUNITION PLANT
PIEZOMETER PZ015-EXPLOSIVES

FIELD ID			PZ015			PZ015			PZ015			PZ015			PZ015			PZ015			PZ015		
METHOD	Maximum	Detection	SW846 M8330			SW846 M8330			SW846 M8330			SW846 M8330			SW846 M8330			SW846 M8330			SW846 M8330		
COLLECT DATE	Detection	Frequency	8/14/2014			3/18/2013			3/13/2012			3/15/2011			3/18/2010			3/16/2009			3/18/2008		
			Result	LOQ	Qual	Result	RL	Qual	Result	RL	Qual	Result	RL	Qual	Result	RL	Qual	Result	RL	Qual	Result	RL	Qual
EXPLOSIVES (µg/L)																							
1,3,5-Trinitrobenzene	130	11 / 21	<	1	U	<	0.8	U	<	0.8	U	<	0.8	U	6.5	0.99		84	2.4		110	2.4	
1,3-Dinitrobenzene	-	0 / 21	<	0.41	U	<	0.8	U	<	0.8	U	<	0.8	U	<	0.4	U	<	0.48	U	<	0.48	U
2,4,6-Trinitrotoluene	240 J	10 / 21	<	0.41	U	<	0.8	U	<	0.8	U	<	0.8	U	3.9	0.4		47	0.48		61	2.4	
2,4-Dinitrotoluene	1.3 J	4 / 21	<	0.41	U	<	0.8	U	<	0.8	U	<	0.8	U	<	0.4	U	<	0.48	U	<	0.48	U
2,6-Dinitrotoluene	-	0 / 21	<	0.21	U	<	0.8	U	<	0.8	U	<	0.8	U	<	0.2	U	<	0.48	U	<	0.48	U
2-Amino-4,6-dinitrotoluene	7.5 J	11 / 21	<	0.21	U	<	0.8	U	<	0.8	U	<	0.8	U	0.75	0.2		4.7	0.48		5.1	0.48	
2-Nitrotoluene	-	0 / 21	<	0.41	U	<	0.8	U	<	0.8	U	<	0.8	U	<	0.4	U	<	0.48	U	<	0.48	U
3-Nitrotoluene	-	0 / 21	<	0.41	U	<	0.8	U	<	0.8	U	<	0.8	U	<	0.4	U	<	0.48	U	<	0.48	U
4-Amino-2,6-dinitrotoluene	10 J	11 / 21	<	0.21	U	<	1.4	U	<	1.4	U	<	0.8	U	0.64	0.2		5.7	0.48		5.5	0.48	
4-Nitrotoluene	-	0 / 21	<	1	U	<	0.8	U	<	0.8	U	<	0.8	U	<	0.99	U	<	0.48	U	<	0.48	U
HMX	12 J	17 / 21	<	0.41	J	1.3	0.8	J	5	0.8		10	0.8	J	3.5	0.4		3.6	0.48		3.8	0.48	J
MNX	0.61	2 / 15	<	2.1	U	<	0.8	U	<	0.8	U	<	0.8	U	<	2	U	<	0.48	U	<	0.48	U
Nitrobenzene	1.8 J	1 / 21	<	0.41	U	<	0.8	U	1.8	0.8	J	<	0.8	U	<	0.4	U	<	0.48	U	<	0.48	U
RDX	115	16 / 21	<	0.21	U	<	0.8	U	4	0.8		2.5	0.8		11	0.2		19	0.48		7.9	0.48	
Tetryl	-	0 / 21	<	0.25	U	<	1.6	U	<	0.8	U	<	0.8	U	<	0.24	U	<	0.48	U	<	0.48	U

Notes:
< = less than reporting limit
µg/L = micrograms per liter
HMX = octahydro-1,3,5,7-tetranitro-1,3,5,7-tetrazocine
ID = identification number
J = estimated
LOQ = limit of quantification
MNX = mono-nitroso-RDX
NA = not analyzed
NRL = no reporting limit
Qual = qualifier
RDX = hexahydro-1,3,5-trinitro-1,3,5-triazine
RL = reporting limit
U = nondetect

TABLE E.1.2-13
CORNHUSKER ARMY AMMUNITION PLANT
PIEZOMETER PZ015-EXPLOSIVES

FIELD ID			PZ015			PZ015			PZ015			PZ015			PZ015			PZ015			PZ015		
METHOD	Maximum	Detection	SW846 M8330			SW846 M8330			SW846 M8330			SW846 M8330			SW846 M8330			SW846 M8330			SW846 M8330		
COLLECT DATE	Detection	Frequency	3/15/2007			3/16/2006			3/16/2005			3/18/2004			3/18/2003			3/22/2002			3/23/2001		
			Result	RL	Qual	Result	RL	Qual	Result	RL	Qual	Result	RL	Qual	Result	RL	Qual	Result	RL	Qual	Result	RL	Qual
EXPLOSIVES (µg/L)																							
1,3,5-Trinitrobenzene	130	11 / 21	130	2.5		120	4.8		100	4.8		110	8.7		0.98	0.2	J	110	30	J	<	0.8	U
1,3-Dinitrobenzene	-	0 / 21	<	0.49	U	<	0.48	U	<	0.48	U	<	0.17	U	<	0.2	U	<	0.20	U	<	0.8	U
2,4,6-Trinitrotoluene	240 J	10 / 21	74	2.5		98	4.8		110	4.8		140	8.7		240	20	J	230	25	J	<	0.8	U
2,4-Dinitrotoluene	1.3 J	4 / 21	0.55	0.49		<	0.48	U	0.55	0.48		0.94	0.34		<	1.3	UJ	1.3	0.20	J	<	0.8	U
2,6-Dinitrotoluene	-	0 / 21	<	0.49	U	<	0.48	U	<	0.48	U	<	0.34	U	<	0.38	U	<	0.78	U	<	0.8	U
2-Amino-4,6-dinitrotoluene	7.5 J	11 / 21	4.9	0.49		5	0.48		4.7	0.48	P	6.7	0.34		7.5	0.38	J	7.3	0.31	J	1	0.8	
2-Nitrotoluene	-	0 / 21	<	0.49	U	<	0.48	U	<	0.48	U	<	0.34	U	<	0.38	U	<	0.61	U	<	0.8	U
3-Nitrotoluene	-	0 / 21	<	0.49	U	<	0.48	U	<	0.48	U	<	0.34	U	<	0.38	U	<	0.39	U	<	0.8	U
4-Amino-2,6-dinitrotoluene	10 J	11 / 21	4.9	0.49	J	4.7	0.48		5.7	0.48		6.4	0.34		8.8	0.38	J	10	0.52	J	0.68	0.8	J
4-Nitrotoluene	-	0 / 21	<	0.49	U	<	0.48	U	<	0.48	U	<	0.54	U	<	0.62	U	<	1.2	U	<	0.8	U
HMX	12 J	17 / 21	2.9	0.49	J	3.5	0.48		4.2	0.48		6.9	0.42		12	4.8	J	11	8.5	J	1.8	1	
MNX	0.61	2 / 15	<	0.49	U	<	0.48	U	0.36	0.48	J	0.61	0.17			NA			NA			NA	
Nitrobenzene	1.8 J	1 / 21	<	0.49	U	<	0.48	U	<	0.48	U	<	0.17	U	<	0.2	U	<	0.35	U	<	0.8	U
RDX	115	16 / 21	10	0.49		9.8	0.48		27	0.48		33	1.7		72	2	J	71	5.0	J	9.7	0.8	
Tetryl	-	0 / 21	<	0.49	U	<	0.48	U	<	0.48	U	<	0.34	U	<	0.38	U	<	0.82	U	<	0.8	U

Notes:
< = less than reporting limit
µg/L = micrograms per liter
HMX = octahydro-1,3,5,7-tetranitro-1,3,5,7-tetrazocine
ID = identification number
J = estimated
LOQ = limit of quantification
MNX = mono-nitroso-RDX
NA = not analyzed
NRL = no reporting limit
Qual = qualifier
RDX = hexahydro-1,3,5-trinitro-1,3,5-triazine
RL = reporting limit
U = nondetect

TABLE E.1.2-13
CORNHUSKER ARMY AMMUNITION PLANT
PIEZOMETER PZ015-EXPLOSIVES

FIELD ID			PZ015			PZ015			PZ015		
METHOD	Maximum	Detection	SW846 M8330			SW846 M8330			UW51		
COLLECT DATE	Detection	Frequency	3/21/2000			4/2/1999			6/18/1998		
			Result	RL	Qual	Result	RL	Qual	Result	RL	Qual
EXPLOSIVES (µg/L)											
1,3,5-Trinitrobenzene	130	11 / 21	2.5	0.8		<	0.8	U	1.78	1.00	
1,3-Dinitrobenzene	-	0 / 21	<	0.8	U	<	0.8	U	<	0.500	U
2,4,6-Trinitrotoluene	240 J	10 / 21	7.6	1.5		<	0.8	U	<	1.00	U
2,4-Dinitrotoluene	1.3 J	4 / 21	<	1.1	U	<	0.8	U	<	0.500	U
2,6-Dinitrotoluene	-	0 / 21	<	1.1	U	<	0.8	U	<	0.500	U
2-Amino-4,6-dinitrotoluene	7.5 J	11 / 21	0.58	1	J	<	0.8	U	<	0.500	U
2-Nitrotoluene	-	0 / 21	<	1.1	U	<	0.8	U	<	1.00	U
3-Nitrotoluene	-	0 / 21	<	1.1	U	<	0.8	U	<	1.00	U
4-Amino-2,6-dinitrotoluene	10 J	11 / 21	0.77	1	J	<	0.8	U	<	1.00	U
4-Nitrotoluene	-	0 / 21	<	1.1	U	<	0.8	U	<	1.00	U
HMX	12 J	17 / 21	7.4	0.8		<	0.8	U	6.30	0.500	
MNX	0.61	2 / 15		NA			NA			NA	
Nitrobenzene	1.8 J	1 / 21	<	0.8	U	<	0.8	U	<	0.500	U
RDX	115	16 / 21	58	8		5.2	0.8		115	1.00	
Tetryl	-	0 / 21	<	1.3	U	<	0.8	U	<	0.500	U

Notes:
< = less than reporting limit
µg/L = micrograms per liter
HMX = octahydro-1,3,5,7-tetranitro-1,3,5,7-tetrazocine
ID = identification number
J = estimated
LOQ = limit of quantification
MNX = mono-nitroso-RDX
NA = not analyzed
NRL = no reporting limit
Qual = qualifier
RDX = hexahydro-1,3,5-trinitro-1,3,5-triazine
RL = reporting limit
U = nondetect

TABLE E.1.2-14
CORNHUSKER ARMY AMMUNITION PLANT
PIEZOMETER PZ016-EXPLOSIVES

FIELD ID			PZ016					PZ016					PZ016					PZ016				
METHOD	Maximum	Detection	SW846 M8330					SW846 M8330					SW846 M8330					SW846 M8330				
COLLECT DATE	Detection	Frequency	3/22/2018					3/30/2017					8/12/2016					8/13/2015				
			Result	Qual	DL	LOD	LOQ	Result	Qual	DL	LOD	LOQ	Result	DL	LOD	LOQ	Qual	Result	DL	LOD	LOQ	Qual
EXPLOSIVES (µg/L)																						
1,3,5-Trinitrobenzene	99	12 / 21	<	U	0.032	0.1	0.16	<	U	0.032	0.1	0.16	<	0.22	0.44	1.1	U	<	0.22	0.43	1.1	U
1,3-Dinitrobenzene	-	0 / 21	<	U	0.052	0.1	0.16	<	U	0.052	0.1	0.16	<	0.097	0.22	0.44	U	<	0.096	0.22	0.43	U
2,4,6-Trinitrotoluene	12	13 / 21	<	U	0.052	0.1	0.16	<	U	0.052	0.1	0.16	<	0.079	0.22	0.44	U	<	0.078	0.22	0.43	U
2,4-Dinitrotoluene	-	0 / 21	<	U	0.052	0.1	0.14	<	U	0.052	0.1	0.14	<	0.092	0.22	0.44	U	<	0.091	0.22	0.43	U
2,6-Dinitrotoluene	-	0 / 21	<	U	0.052	0.1	0.14	<	U	0.052	0.1	0.14	<	0.070	0.22	0.22	U	<	0.070	0.22	0.22	U
2-Amino-4,6-dinitrotoluene	0.65 J	10 / 21	0.59		0.031	0.1	0.16	<	U	0.031	0.1	0.16	<	0.055	0.13	0.22	U	<	0.055	0.13	0.22	U
2-Nitrotoluene	-	0 / 21	<	U	0.091	0.21	0.52	<	U	0.092	0.21	0.52	<	0.093	0.22	0.44	U	<	0.093	0.22	0.43	U
3-Nitrotoluene	-	0 / 21	<	U	0.059	0.21	0.52	<	U	0.06	0.21	0.52	<	0.091	0.22	0.44	U	<	0.090	0.22	0.43	U
4-Amino-2,6-dinitrotoluene	0.83	3 / 21	0.83		0.052	0.1	0.16	0.76		0.052	0.1	0.16	<	0.063	0.13	0.22	U	<	0.063	0.13	0.22	U
4-Nitrotoluene	-	0 / 21	<	U	0.091	0.21	0.52	<	U	0.092	0.21	0.52	<	0.22	0.44	1.1	U	<	0.22	0.43	1.1	U
HMX	1.8	10 / 21	1.4		0.029	0.1	0.16	1.2		0.038	0.1	0.16	<	0.096	0.22	0.44	U	<	0.095	0.22	0.43	U
MNX	2.7 J	1 / 15	<	U	0.037	0.1	0.52	<	U	0.029	0.1	0.52	<	0.39	0.39	2.2	U	<	0.39	0.39	2.2	U
Nitrobenzene	-	0 / 21	<	U	0.052	0.1	0.16	<	U	0.052	0.1	0.16	<	0.099	0.22	0.44	U	<	0.099	0.22	0.43	U
RDX	4.2	11 / 21	0.85		0.037	0.1	0.16	0.84		0.038	0.1	0.16	<	0.057	0.13	0.22	U	<	0.057	0.13	0.22	U
Tetryl	-	0 / 21	<	U	0.052	0.1	0.16	<	U	0.052	0.1	0.16	<	0.087	0.22	0.26	U	<	0.086	0.22	0.26	U

Notes:
< = less than reporting limit
µg/L = micrograms per liter
HMX = octahydro-1,3,5,7-tetranitro-1,3,5,7-tetrazocine
ID = identification number
J = estimated
LOQ = limit of quantification
MNX = mono-nitroso-RDX
NA = not analyzed
NRL = no reporting limit
Qual = qualifier
RDX = hexahydro-1,3,5-trinitro-1,3,5-triazine
RL = reporting limit
U = nondetect

TABLE E.1.2-14
CORNHUSKER ARMY AMMUNITION PLANT
PIEZOMETER PZ016-EXPLOSIVES

FIELD ID			PZ016			PZ016			PZ016			PZ016			PZ016			PZ016			PZ016		
METHOD	Maximum	Detection	SW846 M8330			SW846 M8330			SW846 M8330			SW846 M8330			SW846 M8330			SW846 M8330			SW846 M8330		
COLLECT DATE	Detection	Frequency	8/14/2014			3/18/2013			3/14/2012			3/15/2011			3/18/2010			3/18/2009			3/18/2008		
			Result	LOQ	Qual	Result	RL	Qual	Result	RL	Qual	Result	RL	Qual	Result	RL	Qual	Result	RL	Qual	Result	RL	Qual
EXPLOSIVES (µg/L)																							
1,3,5-Trinitrobenzene	99	12 / 21	<	1	U	<	0.8	U	<	0.8	UJ	0.49	0.8	J	<	1	UJ	37	0.48		5.4	0.48	
1,3-Dinitrobenzene	-	0 / 21	<	0.41	U	<	0.8	U	<	0.8	UJ	<	0.8	U	<	0.4	UJ	<	0.48	U	<	0.48	U
2,4,6-Trinitrotoluene	12	13 / 21	<	0.41	U	<	0.8	U	<	0.8	UJ	0.34	0.8	J	<	0.4	UJ	8.2	0.48		2.4	0.48	
2,4-Dinitrotoluene	-	0 / 21	<	0.41	U	<	0.8	U	<	0.8	UJ	<	0.8	U	<	0.4	UJ	<	0.48	U	<	0.48	U
2,6-Dinitrotoluene	-	0 / 21	<	0.21	U	<	0.8	U	<	0.8	UJ	<	0.8	U	<	0.2	UJ	<	0.48	U	<	0.48	U
2-Amino-4,6-dinitrotoluene	0.65 J	10 / 21	<	0.21	U	<	0.8	U	0.26	0.8	J	0.44	0.8	J	0.13	0.2	J	0.54	0.48		<	0.48	U
2-Nitrotoluene	-	0 / 21	<	0.41	U	<	0.8	U	<	0.8	UJ	<	0.8	U	<	0.4	UJ	<	0.48	U	<	0.48	U
3-Nitrotoluene	-	0 / 21	<	0.41	U	<	0.8	U	<	0.8	UJ	<	0.8	U	<	0.4	UJ	<	0.48	U	<	0.48	U
4-Amino-2,6-dinitrotoluene	0.83	3 / 21	<	0.21	U	<	1.4	U	<	1.4	UJ	<	0.8	U	<	0.2	UJ	0.73	0.48		<	0.48	U
4-Nitrotoluene	-	0 / 21	<	1	U	<	0.8	U	<	0.8	UJ	<	0.8	U	<	1	UJ	<	0.48	U	<	0.48	U
HMX	1.8	10 / 21	<	0.41	J	0.5	0.8	J	0.45	0.8	J	0.47	0.8	J	<	0.4	UJ	1.1	0.48		<	0.48	U
MNX	2.7 J	1 / 15	<	2.1	U	<	0.8	U	<	0.8	UJ	<	0.8	U	2.7	2	J	<	0.48	U	<	0.48	U
Nitrobenzene	-	0 / 21	<	0.41	U	<	0.8	U	<	0.8	UJ	<	0.8	U	<	0.4	UJ	<	0.48	U	<	0.48	U
RDX	4.2	11 / 21	<	0.21	J	0.57	0.8	J	0.7	0.8	J	1.2	0.8		<	0.2	UJ	2	0.48		<	0.48	U
Tetryl	-	0 / 21	<	0.25	U	<	1.6	U	<	0.8	UJ	<	0.8	U	<	0.24	UJ	<	0.48	U	<	0.48	U

Notes:
< = less than reporting limit
µg/L = micrograms per liter
HMX = octahydro-1,3,5,7-tetranitro-1,3,5,7-tetrazocine
ID = identification number
J = estimated
LOQ = limit of quantification
MNX = mono-nitroso-RDX
NA = not analyzed
NRL = no reporting limit
Qual = qualifier
RDX = hexahydro-1,3,5-trinitro-1,3,5-triazine
RL = reporting limit
U = nondetect

TABLE E.1.2-14
CORNHUSKER ARMY AMMUNITION PLANT
PIEZOMETER PZ016-EXPLOSIVES

FIELD ID			PZ016			PZ016			PZ016			PZ016			PZ016			PZ016			PZ016		
METHOD	Maximum	Detection	SW846 M8330			SW846 M8330			SW846 M8330			SW846 M8330			SW846 M8330			SW846 M8330			SW846 M8330		
COLLECT DATE	Detection	Frequency	3/15/2007			3/16/2006			3/16/2005			3/18/2004			3/18/2003			3/22/2002			3/23/2001		
			Result	RL	Qual	Result	RL	Qual	Result	RL	Qual	Result	RL	Qual	Result	RL	Qual	Result	RL	Qual	Result	RL	Qual
EXPLOSIVES (µg/L)																							
1,3,5-Trinitrobenzene	99	12 / 21	2.8	0.49		1.7	0.48		4.7	0.48		7.8	0.23		<	0.16	U	70	2.4		46	4	
1,3-Dinitrobenzene	-	0 / 21	<	0.49	U	<	0.48	U	<	0.48	U	<	0.23	U	<	0.16	U	<	0.16	U	<	0.8	U
2,4,6-Trinitrotoluene	12	13 / 21	0.89	0.49		0.62	0.48		1.7	0.48		3.3	0.23		4.1	0.16	J	9.8	1.0		6.5	0.8	
2,4-Dinitrotoluene	-	0 / 21	<	0.49	U	<	0.48	U	<	0.48	U	<	0.44	U	<	0.31	U	<	0.16	U	<	0.8	U
2,6-Dinitrotoluene	-	0 / 21	<	0.49	U	<	0.48	U	<	0.48	U	<	0.44	U	<	0.31	U	<	0.62	U	<	0.8	U
2-Amino-4,6-dinitrotoluene	0.65 J	10 / 21	<	0.49	U	<	0.48	U	<	0.48	U	0.28	0.44	J	0.31	0.31	J	0.45	0.25		0.25	0.8	J
2-Nitrotoluene	-	0 / 21	<	0.49	U	<	0.48	U	<	0.48	U	<	0.44	U	<	0.31	U	<	0.49	U	<	0.8	U
3-Nitrotoluene	-	0 / 21	<	0.49	U	<	0.48	U	<	0.48	U	<	0.44	U	<	0.31	U	<	0.31	U	<	0.8	U
4-Amino-2,6-dinitrotoluene	0.83	3 / 21	<	0.49	U	<	0.48	U	<	0.48	U	<	0.44	U	<	0.31	U	<	0.42	U	<	0.8	U
4-Nitrotoluene	-	0 / 21	<	0.49	U	<	0.48	U	<	0.48	U	<	0.71	U	<	0.5	U	<	1.0	U	<	0.8	U
HMX	1.8	10 / 21	<	0.49	U	<	0.48	U	<	0.48	U	<	0.55	U	0.58	0.39	J	1.4	0.68		<	1	U
MNX	2.7 J	1 / 15	<	0.49	U	<	0.48	U	<	0.48	U	<	0.23	U		NA			NA			NA	
Nitrobenzene	-	0 / 21	<	0.49	U	<	0.48	U	<	0.48	U	<	0.23	U	<	0.16	U	<	0.28	U	<	0.8	U
RDX	4.2	11 / 21	<	0.49	U	<	0.48	U	<	0.48	U	0.54	0.23		0.88	0.16	J	3.5	0.40		<	0.8	U
Tetryl	-	0 / 21	<	0.49	U	<	0.48	U	<	0.48	U	<	0.44	U	<	0.31	U	<	0.66	U	<	0.8	U

Notes:
< = less than reporting limit
µg/L = micrograms per liter
HMX = octahydro-1,3,5,7-tetranitro-1,3,5,7-tetrazocine
ID = identification number
J = estimated
LOQ = limit of quantification
MNX = mono-nitroso-RDX
NA = not analyzed
NRL = no reporting limit
Qual = qualifier
RDX = hexahydro-1,3,5-trinitro-1,3,5-triazine
RL = reporting limit
U = nondetect

TABLE E.1.2-14
CORNHUSKER ARMY AMMUNITION PLANT
PIEZOMETER PZ016-EXPLOSIVES

FIELD ID			PZ016			PZ016			PZ016		
METHOD	Maximum	Detection	SW846 M8330			SW846 M8330			UW51		
COLLECT DATE	Detection	Frequency	3/21/2000			4/2/1999			6/18/1998		
			Result	RL	Qual	Result	RL	Qual	Result	RL	Qual
EXPLOSIVES (µg/L)											
1,3,5-Trinitrobenzene	99	12 / 21	52	8		99	8		10.2	1.00	
1,3-Dinitrobenzene	-	0 / 21	<	0.8	U	<	1.6	U	<	0.500	U
2,4,6-Trinitrotoluene	12	13 / 21	8	1.5		12	1.6		2.41	1.00	
2,4-Dinitrotoluene	-	0 / 21	<	1.1	U	<	1.6	U	<	0.500	U
2,6-Dinitrotoluene	-	0 / 21	<	1.1	U	<	1.6	U	<	0.500	U
2-Amino-4,6-dinitrotoluene	0.65 J	10 / 21	<	1	U	0.65	1.6	J	<	0.500	U
2-Nitrotoluene	-	0 / 21	<	1.1	U	<	1.6	U	<	1.00	U
3-Nitrotoluene	-	0 / 21	<	1.1	U	<	1.6	U	<	1.00	U
4-Amino-2,6-dinitrotoluene	0.83	3 / 21	<	1	U	<	1.6	U	<	1.00	U
4-Nitrotoluene	-	0 / 21	<	1.1	U	<	1.6	U	<	1.00	U
HMX	1.8	10 / 21	1.8	0.8		1.4	1.6	J	<	0.500	U
MNX	2.7 J	1 / 15		NA			NA			NA	
Nitrobenzene	-	0 / 21	<	0.8	U	<	1.6	U	<	0.500	U
RDX	4.2	11 / 21	3.6	0.8		4.2	1.6		<	1.00	U
Tetryl	-	0 / 21	<	1.3	U	<	1.6	U	<	0.500	U

Notes:
< = less than reporting limit
µg/L = micrograms per liter
HMX = octahydro-1,3,5,7-tetranitro-1,3,5,7-tetrazocine
ID = identification number
J = estimated
LOQ = limit of quantification
MNX = mono-nitroso-RDX
NA = not analyzed
NRL = no reporting limit
Qual = qualifier
RDX = hexahydro-1,3,5-trinitro-1,3,5-triazine
RL = reporting limit
U = nondetect

TABLE E.1.2-15
CORNHUSKER ARMY AMMUNITION PLANT
PIEZOMETER PZ017-EXPLOSIVES

FIELD ID			PZ017R					PZ017R					PZ017R					PZ017R				
METHOD	Maximum	Detection	SW846 8330A					SW846 M8330					SW846 M8330					SW846 M8330				
COLLECT DATE	Detection	Frequency	3/20/2018					4/1/2017					8/9/2016					8/13/2015				
			Result	Qual	DL	LOD	LOQ	Result	Qual	DL	LOD	LOQ	Result	DL	LOD	LOQ	Qual	Result	DL	LOD	LOQ	Qual
EXPLOSIVES (µg/L)																						
1,3,5-Trinitrobenzene	82	16 / 17	6.3		0.032	0.1	0.16	16	J	0.16	0.52	0.78	11	0.22	0.43	1.1		15	0.21	0.42	1..1	
1,3-Dinitrobenzene	-	0 / 17	<	U	0.052	0.1	0.16	<	U	0.052	0.1	0.16	<	0.096	0.22	0.43	U	<	0.094	0.21	0.42	U
2,4,6-Trinitrotoluene	100	17 / 17	17		0.52	0.1	1.6	25	J	0.26	0.52	0.78	22	0.078	0.22	0.43		24	0.077	0.21	0.42	
2,4-Dinitrotoluene	0.56	5 / 17	<	U	0.052	0.1	0.14	0.052	J	0.052	0.1	0.13	<	0.091	0.22	0.43	U	<	0.089	0.21	0.42	U
2,6-Dinitrotoluene	-	0 / 17	<	U	0.052	0.1	0.14	<	U	0.052	0.1	0.13	<	0.070	0.22	0.22	U	<	0.068	0.21	0.22	U
2-Amino-4,6-dinitrotoluene	13	17 / 17	4.1		0.031	0.1	0.16	3.6	J	0.031	0.1	0.16	3	0.055	0.13	0.22		3.5	0.054	0.13	0.21	
2-Nitrotoluene	2.1	1 / 17	<	U	0.092	0.21	0.52	<	U	0.091	0.21	0.52	<	0.092	0.22	0.43	U	<	0.090	0.21	0.42	U
3-Nitrotoluene	-	0 / 17	<	U	0.06	0.21	0.52	<	U	0.059	0.21	0.52	<	0.090	0.22	0.43	U	<	0.088	0.21	0.42	U
4-Amino-2,6-dinitrotoluene	11 J	15 / 17	4.3		0.052	0.1	0.16	3.6	J	0.052	0.1	0.16	<	0.062	0.13	0.22	U	2.9	0.061	0.13	0.21	
4-Nitrotoluene	-	0 / 17	<	U	0.092	0.21	0.52	<	U	0.091	0.21	0.52	<	0.22	0.43	1.1	U	<	0.21	0.43	1.1	U
HMX	24 J	15 / 17	<	U	0.038	0.1	0.52	1.8	J	0.037	0.1	0.16	1.6	0.095	0.22	0.43		2.4	0.093	0.21	0.42	
MNX	1.2	5 / 14	1.2		0.029	0.1	0.16	<	U	0.029	0.1	0.52	<	0.39	0.39	2.2	U	0.39	0.38	0.38	2.1	J
Nitrobenzene	-	0 / 17	<	U	0.052	0.1	0.16	<	U	0.052	0.1	0.16	<	0.098	0.22	0.43	U	<	0.096	0.21	0.42	U
RDX	120 J	17 / 17	1.8		0.038	0.1	0.16	3	J	0.037	0.1	0.16	3.4	0.057	0.13	0.22		6.0	0.055	0.13	0.21	
Tetryl	-	0 / 17	<	U	0.052	0.1	0.16	<	U	0.052	0.1	0.16	<	0.086	0.22	0.26	U	<	0.084	0.21	0.25	U

Notes:
*PZ017 was abandoned and replaced by PZ017R in 2009.

< = less than reporting limit
µg/L = micrograms per liter
HMX = octahydro-1,3,5,7-tetranitro-1,3,5,7-tetrazocine
ID = identification number
J = estimated
LOQ = limit of quantification
MNX = mono-nitroso-RDX
NA = not analyzed
NRL = no reporting limit
Qual = qualifier
RDX = hexahydro-1,3,5-trinitro-1,3,5-triazine
RL = reporting limit
U = nondetect

TABLE E.1.2-15
CORNHUSKER ARMY AMMUNITION PLANT
PIEZOMETER PZ017-EXPLOSIVES

FIELD ID			PZ017R			PZ017R			PZ017R			PZ017R			PZ017R			PZ017			PZ017		
METHOD	Maximum	Detection	SW846 M8330			SW846 M8330			SW846 M8330			SW846 M8330			SW846 M8330			SW846 M8330			SW846 M8330		
COLLECT DATE	Detection	Frequency	8/15/2014			3/13/2013			3/12/2012			3/14/2011			3/16/2010			None			3/12/2008		
			Result	LOQ	Qual	Result	RL	Qual	Result	RL	Qual	Result	RL	Qual	Result	RL	Qual	Result	RL	Qual	Result	RL	Qual
EXPLOSIVES (µg/L)																							
1,3,5-Trinitrobenzene	82	16 / 17	20	1.1		24.1	0.8	J	12.5	0.8		15.1	0.8		16	1	J				56	0.97	
1,3-Dinitrobenzene	-	0 / 17	<	0.44	U	<	0.8	U	<	0.8	U	<	0.8	U	<	0.4	U				<	0.49	U
2,4,6-Trinitrotoluene	100	17 / 17	29	0.44		30.9	0.8	J	23.5	0.8		33.8	0.8		41	0.8	J				70	0.97	
2,4-Dinitrotoluene	0.56	5 / 17	<	0.44	U	<	0.8	U	<	0.8	U	<	0.8	U	<	0.4	U				<	0.49	U
2,6-Dinitrotoluene	-	0 / 17	<	0.22	U	<	0.8	U	<	0.8	U	<	0.8	U	<	0.2	U	**Not Sampled**			<	0.49	U
2-Amino-4,6-dinitrotoluene	13	17 / 17	3.9	0.22		5.4	0.8	J	4.5	0.8		6.8	0.8		10	0.2	J	**in 2009**			10	0.49	
2-Nitrotoluene	2.1	1 / 17	<	0.44	U	<	0.8	U	<	0.8	U	<	0.8	U	<	0.4	U				<	0.49	U
3-Nitrotoluene	-	0 / 17	<	0.44	U	<	0.8	U	<	0.8	U	<	0.8	U	<	0.4	U				<	0.49	U
4-Amino-2,6-dinitrotoluene	11 J	15 / 17	3.6	0.22		4.6	1.4	J	2.9	1.4		4.5	0.8		6.6	0.2	J				9.4	0.49	
4-Nitrotoluene	-	0 / 17	<	1.1	U	<	0.8	U	<	0.8	U	<	0.8	U	<	1	U				<	0.49	U
HMX	24 J	15 / 17	3	0.44		3.1	0.8	J	2.1	0.8		3	0.8		4.2	0.4	J				13	0.49	J
MNX	1.2	5 / 14	<	2.2	U	<	0.8	U	<	0.8	U	<	0.8	U	<	2	U				<	0.49	U
Nitrobenzene	-	0 / 17	<	0.44	U	<	0.8	U	<	0.8	U	<	0.8	U	<	0.4	U				<	0.49	U
RDX	120 J	17 / 17	6.8	0.22		9.3	0.8	J	8	0.8		10.2	0.8		10	0.2	J				50	0.49	
Tetryl	-	0 / 17	<	0.26	U	<	1.6	U	<	0.8	U	<	0.8	U	<	0.24	U				<	0.49	U

Notes:
*PZ017 was abandoned and replaced by PZ017R in 2009.

< = less than reporting limit
µg/L = micrograms per liter
HMX = octahydro-1,3,5,7-tetranitro-1,3,5,7-tetrazocine
ID = identification number
J = estimated
LOQ = limit of quantification
MNX = mono-nitroso-RDX
NA = not analyzed
NRL = no reporting limit
Qual = qualifier
RDX = hexahydro-1,3,5-trinitro-1,3,5-triazine
RL = reporting limit
U = nondetect

TABLE E.1.2-15
CORNHUSKER ARMY AMMUNITION PLANT
PIEZOMETER PZ017-EXPLOSIVES

FIELD ID			PZ017			PZ017			PZ017			PZ017			PZ017			PZ017			PZ017		
METHOD	Maximum	Detection	SW846 M8330			SW846 M8330			SW846 M8330			SW846 M8330			SW846 M8330			SW846 M8330			SW846 M8330		
COLLECT DATE	Detection	Frequency	3/12/2007			3/14/2006			3/15/2005			3/16/2004			3/19/2003			3/19/2002			3/22/2001		
			Result	RL	Qual	Result	RL	Qual	Result	RL	Qual	Result	RL	Qual	Result	RL	Qual	Result	RL	Qual	Result	RL	Qual
EXPLOSIVES (µg/L)																							
1,3,5-Trinitrobenzene	82	16 / 17	72	0.95		82	4.8		72	4.8		61	1.6		<	0.16	U	10	2.9	J	13	40.0	J
1,3-Dinitrobenzene	-	0 / 17	<	0.48	U	<	0.48	U	<	0.48	U	<	0.16	U	<	0.16	U	<	0.19	U	<	0.8	U
2,4,6-Trinitrotoluene	100	17 / 17	79	0.95		91	4.8		84	4.8		100	8		100	16	J	78	2.4	J	100	40.0	
2,4-Dinitrotoluene	0.56	5 / 17	<	0.48	U	<	0.48	U	0.35	0.48	J	0.56	0.31		<	0.8	UJ	0.39	0.19	J	0.25	0.8	J
2,6-Dinitrotoluene	-	0 / 17	<	0.48	U	<	0.48	U	<	0.48	U	<	0.31	U	<	0.34	UJ	<	0.74	U	<	0.8	U
2-Amino-4,6-dinitrotoluene	13	17 / 17	13	0.48		11	0.48		10	0.48	P	12	0.31		12	0.31	J	12	0.30	J	12	0.8	
2-Nitrotoluene	2.1	1 / 17	<	0.48	U	<	0.48	U	<	0.48	U	<	0.31	U	<	0.31	U	<	0.59	U	2.1	0.8	
3-Nitrotoluene	-	0 / 17	<	0.48	U	<	0.48	U	<	0.48	U	<	0.31	U	<	0.31	U	<	0.37	U	<	0.8	U
4-Amino-2,6-dinitrotoluene	11 J	15 / 17	8.2	0.48		8.9	0.48		8.1	0.48		8.7	0.31		8.4	0.31	J	11	0.50	J	<	0.8	U
4-Nitrotoluene	-	0 / 17	<	0.48	U	<	0.48	U	<	0.48	U	<	0.5	U	<	0.5	U	<	1.2	U	<	0.8	U
HMX	24 J	15 / 17	17	0.48		18	0.48		18	0.48		23	3.9		24	3.9	J	20	8.2	J	<	50.0	U
MNX	1.2	5 / 14	0.56	0.48		<	0.48	U	0.33	0.48	J	0.43	0.16			NA			NA			NA	
Nitrobenzene	-	0 / 17	<	0.48	U	<	0.48	U	<	0.48	U	<	0.16	U	<	0.16	U	<	0.34	U	<	0.8	U
RDX	120 J	17 / 17	59	0.95		71	4.8		85	4.8		110	8		120	16	J	70	4.8	J	93	40.0	
Tetryl	-	0 / 17	<	0.48	U	<	0.48	U	<	0.48	U	<	0.31	U	<	0.31	U	<	0.79	U	<	0.8	U

Notes:
*PZ017 was abandoned and replaced by PZ017R in 2009.

< = less than reporting limit
µg/L = micrograms per liter
HMX = octahydro-1,3,5,7-tetranitro-1,3,5,7-tetrazocine
ID = identification number
J = estimated
LOQ = limit of quantification
MNX = mono-nitroso-RDX
NA = not analyzed
NRL = no reporting limit
Qual = qualifier
RDX = hexahydro-1,3,5-trinitro-1,3,5-triazine
RL = reporting limit
U = nondetect

TABLE E.1.2-16
CORNHUSKER ARMY AMMUNITION PLANT
PIEZOMETER PZ018-EXPLOSIVES

FIELD ID			PZ018					PZ018					PZ018					PZ018				
METHOD	Maximum	Detection	SW846 M8330					SW846 M8330					SW846 M8330					SW846 M8330				
COLLECT DATE	Detection	Frequency	3/20/2018					3/30/2017					8/9/2016					8/12/2015				
			Result	Qual	DL	LOD	LOQ	Result	Qual	DL	LOD	LOQ	Result	DL	LOD	LOQ	Qual	Result	DL	LOD	LOQ	Qual
EXPLOSIVES (µg/L)																						
1,3,5-Trinitrobenzene	74	16 / 18	15		0.16	0.52	0.79	15	J	0.16	0.52	0.78	0.65	0.21	0.43	1.1	J	14	0.22	0.43	1.1	
1,3-Dinitrobenzene	71	1 / 18	<	U	0.052	0.1	0.16	<	U	0.052	0.1	0.16	<	0.095	0.21	0.43	U	<	0.096	0.22	0.43	U
2,4,6-Trinitrotoluene	100	18 / 18	6.8		0.052	0.1	0.16	10	J	0.052	0.1	0.16	0.47	0.077	0.21	0.43	J	14	0.078	0.22	0.43	
2,4-Dinitrotoluene	0.47 J	3 / 18	<	U	0.052	0.1	0.14	<	U	0.052	0.1	0.14	<	0.090	0.21	0.43	U	<	0.091	0.22	0.43	U
2,6-Dinitrotoluene	-	0 / 18	<	U	0.052	0.1	0.14	<	U	0.052	0.1	0.14	<	0.069	0.21	0.21	U	<	0.070	0.22	0.22	U
2-Amino-4,6-dinitrotoluene	8.3	18 / 18	2		0.031	0.1	0.16	2.3	J	0.031	0.1	0.16	0.096	0.054	0.13	0.21	J	2.0	0.055	0.13	0.22	
2-Nitrotoluene	1.8	1 / 18	<	U	0.092	0.21	0.52	<	U	0.091	0.21	0.52	<	0.091	0.21	0.43	U	<	0.093	0.22	0.43	U
3-Nitrotoluene	-	0 / 18	<	U	0.06	0.21	0.52	<	U	0.059	0.21	0.52	<	0.089	0.21	0.43	U	<	0.090	0.22	0.43	U
4-Amino-2,6-dinitrotoluene	6.6 J	16 / 18	2.1		0.052	0.1	0.16	2.3	J	0.052	0.1	0.16	<	0.062	0.13	0.21	U	1.5	0.063	0.13	0.22	
4-Nitrotoluene	-	0 / 18	<	U	0.092	0.21	0.52	<	U	0.091	0.21	0.52	<	0.21	0.43	1.1	U	<	0.22	0.43	1.1	U
HMX	13	17 / 18	1.2		0.029	0.1	0.16	1.7	J	0.037	0.1	0.16	<	0.094	0.21	0.43	U	1.2	0.095	0.22	0.43	
MNX	0.19	1 / 15	<	U	0.038	0.1	0.52	<	U	0.029	0.1	0.52	<	0.38	0.38	2.1	U	<	0.39	0.39	2.2	U
Nitrobenzene	-	0 / 18	<	U	0.052	0.1	0.16	<	U	0.052	0.1	0.16	<	0.097	0.21	0.43	U	<	0.10	0.22	0.43	U
RDX	69	18 / 18	1.6		0.038	0.1	0.16	2.6	J	0.037	0.1	0.16	0.098	0.056	0.13	0.21		2.5	0.057	0.13	0.22	
Tetryl	-	0 / 18	<	U	0.052	0.1	0.16	<	U	0.052	0.1	0.16	<	0.085	0.21	0.26	U	<	0.086	0.22	0.26	U

Notes:
< = less than reporting limit
µg/L = micrograms per liter
HMX = octahydro-1,3,5,7-tetranitro-1,3,5,7-tetrazocine
ID = identification number
J = estimated
LOQ = limit of quantification
MNX = mono-nitroso-RDX
NA = not analyzed
NRL = no reporting limit
Qual = qualifier
RDX = hexahydro-1,3,5-trinitro-1,3,5-triazine
RL = reporting limit
U = nondetect

TABLE E.1.2-16
CORNHUSKER ARMY AMMUNITION PLANT
PIEZOMETER PZ018-EXPLOSIVES

FIELD ID			PZ018			PZ018			PZ018			PZ018			PZ018			PZ018			PZ018		
METHOD	Maximum	Detection	SW846 M8330			SW846 M8330			SW846 M8330			SW846 M8330			SW846 M8330			SW846 M8330			SW846 M8330		
COLLECT DATE	Detection	Frequency	8/15/2014			3/13/2013			3/12/2012			3/14/2011			3/16/2010			3/17/2009			3/11/2008		
			Result	LOQ	Qual	Result	RL	Qual	Result	RL	Qual	Result	RL	Qual	Result	RL	Qual	Result	RL	Qual	Result	RL	Qual
EXPLOSIVES (µg/L)																							
1,3,5-Trinitrobenzene	74	16 / 18	21	1.1		25.5	0.8		34.6	0.8		30.3	0.8		39	2		46	0.48		60	0.96	
1,3-Dinitrobenzene	71	1 / 18	<	0.44	U	<	0.8	U	<	0.8	U	<	0.8	U	<	0.4	U	<	0.48	U	<	0.48	U
2,4,6-Trinitrotoluene	100	18 / 18	11	0.44		14.1	0.8		16.8	0.8		19.3	0.8		25	0.8		32	0.48		32	0.48	
2,4-Dinitrotoluene	0.47 J	3 / 18	<	0.44	U	<	0.8	U	<	0.8	U	<	0.8	U	<	0.4	U	<	0.48	U	<	0.48	U
2,6-Dinitrotoluene	-	0 / 18	<	0.22	U	<	0.8	U	<	0.8	U	<	0.8	U	<	0.2	U	<	0.48	U	<	0.48	U
2-Amino-4,6-dinitrotoluene	8.3	18 / 18	1.7	0.22		2	0.8		1.7	0.8		2.4	0.8		4.1	0.2		5.5	0.48		4.9	0.48	
2-Nitrotoluene	1.8	1 / 18	<	0.44	U	<	0.8	U	<	0.8	U	<	0.8	U	<	0.4	U	<	0.48	U	<	0.48	U
3-Nitrotoluene	-	0 / 18	<	0.44	U	<	0.8	U	<	0.8	U	<	0.8	U	<	0.4	U	<	0.48	U	<	0.48	U
4-Amino-2,6-dinitrotoluene	6.6 J	16 / 18	1.7	0.22		1.6	1.4		1.1	1.4	J	1.3	0.8		1.7	0.2		4.7	0.48		4	0.48	
4-Nitrotoluene	-	0 / 18	<	1.1	U	<	0.8	U	<	0.8	U	<	0.8	U	<	1	U	<	0.48	U	<	0.48	U
HMX	13	17 / 18	2	0.44	J	1.6	0.8		1.8	0.8		2.3	0.8		5.2	0.4		6.7	0.48		8.7	0.48	J
MNX	0.19	1 / 15	<	2.2	U	<	0.8	U	<	0.8	U	<	0.8	U	<	2	U	<	0.48	U	<	0.48	U
Nitrobenzene	-	0 / 18	<	0.44	U	<	0.8	U	<	0.8	U	<	0.8	U	<	0.4	U	<	0.48	U	<	0.48	U
RDX	69	18 / 18	4.8	0.22		4.2	0.8		5.5	0.8		6.2	0.8		16	0.2		23	0.48		33	0.48	
Tetryl	-	0 / 18	<	0.27	U	<	1.6	U	<	0.8	U	<	0.8	U	<	0.24	U	<	0.48	U	<	0.48	U

Notes:
< = less than reporting limit
µg/L = micrograms per liter
HMX = octahydro-1,3,5,7-tetranitro-1,3,5,7-tetrazocine
ID = identification number
J = estimated
LOQ = limit of quantification
MNX = mono-nitroso-RDX
NA = not analyzed
NRL = no reporting limit
Qual = qualifier
RDX = hexahydro-1,3,5-trinitro-1,3,5-triazine
RL = reporting limit
U = nondetect

TABLE E.1.2-16
CORNHUSKER ARMY AMMUNITION PLANT
PIEZOMETER PZ018-EXPLOSIVES

FIELD ID			PZ018			PZ018			PZ018			PZ018			PZ018			PZ018			PZ018		
METHOD	Maximum	Detection	SW846 M8330			SW846 M8330			SW846 M8330			SW846 M8330			SW846 M8330			SW846 M8330			SW846 M8330		
COLLECT DATE	Detection	Frequency	3/12/2007			3/14/2006			3/15/2005			3/15/2004			3/19/2003			3/19/2002			3/22/2001		
			Result	RL	Qual	Result	RL	Qual	Result	RL	Qual	Result	RL	Qual	Result	RL	Qual	Result	RL	Qual	Result	RL	Qual
EXPLOSIVES (µg/L)																							
1,3,5-Trinitrobenzene	74	16 / 18	67	0.98		64	4.8		73	4.8		74	1.6		<	0.23	U	70	3.6		<	0.8	U
1,3-Dinitrobenzene	71	1 / 18	<	0.49	U	<	0.48	U	<	0.48	U	<	0.16	U	<	0.23	U	<	0.24	U	71	40.0	
2,4,6-Trinitrotoluene	100	18 / 18	40	0.49		52	4.8		58	4.8		74	1.6		85	2.3	J	66	3.0		100	40.0	
2,4-Dinitrotoluene	0.47 J	3 / 18	<	0.49	U	<	0.48	U	<	0.48	U	0.29	0.31	J	<	0.52	UJ	0.31	0.24		0.47	0.8	J
2,6-Dinitrotoluene	-	0 / 18	<	0.49	U	<	0.48	U	<	0.48	U	<	0.31	U	<	0.44	U	<	0.93	U	<	0.8	U
2-Amino-4,6-dinitrotoluene	8.3	18 / 18	6	0.49		5.4	0.48		5.3	0.48	P	6.4	0.31		7.3	0.44	J	5.2	0.38		8.3	0.8	
2-Nitrotoluene	1.8	1 / 18	<	0.49	U	<	0.48	U	<	0.48	U	<	0.31	U	<	0.44	U	<	0.74	U	1.8	0.8	
3-Nitrotoluene	-	0 / 18	<	0.49	U	<	0.48	U	<	0.48	U	<	0.31	U	<	0.44	U	<	0.46	U	<	0.8	U
4-Amino-2,6-dinitrotoluene	6.6 J	16 / 18	4.2	0.49		4.4	0.48		4.8	0.48		5.1	0.31		6.6	0.44	J	4.0	0.63		<	0.8	U
4-Nitrotoluene	-	0 / 18	<	0.49	U	<	0.48	U	<	0.48	U	<	0.5	U	<	0.72	U	<	1.5	U	<	0.8	U
HMX	13	17 / 18	11	0.49		12	0.48		13	0.48		13	3.9		12	5.6	J	10	1.0		9.7	1.0	
MNX	0.19	1 / 15	<	0.49	U	<	0.48	U	<	0.48	U	0.19	0.16			NA			NA			NA	
Nitrobenzene	-	0 / 18	<	0.49	U	<	0.48	U	<	0.48	U	<	0.16	U	<	0.23	U	<	0.42	U	<	0.8	U
RDX	69	18 / 18	46	0.49		50	4.8		69	4.8		68	1.6		60	2.3	J	54	6.0		54	40.0	
Tetryl	-	0 / 18	<	0.49	U	<	0.48	U	<	0.48	U	<	0.31	U	<	0.44	U	<	0.99	U	<	0.8	U

Notes:
< = less than reporting limit
µg/L = micrograms per liter
HMX = octahydro-1,3,5,7-tetranitro-1,3,5,7-tetrazocine
ID = identification number
J = estimated
LOQ = limit of quantification
MNX = mono-nitroso-RDX
NA = not analyzed
NRL = no reporting limit
Qual = qualifier
RDX = hexahydro-1,3,5-trinitro-1,3,5-triazine
RL = reporting limit
U = nondetect

TABLE E.1.2-17
CORNHUSKER ARMY AMMUNITION PLANT
PIEZOMETER PZ019-EXPLOSIVES

FIELD ID			PZ019					PZ019					PZ019					PZ019				
METHOD	Maximum	Detection	SW846 M8330					SW846 M8330					SW846 M8330					SW846 M8330				
COLLECT DATE	Detection	Frequency	3/20/2018					3/28/2017					8/10/2016					8/11/2015				
			Result	Qual	DL	LOD	LOQ	Result	Qual	DL	LOD	LOQ	Result	DL	LOD	LOQ	Qual	Result	DL	LOD	LOQ	Qual
EXPLOSIVES (µg/L)																						
1,3,5-Trinitrobenzene	-	0 / 18	<	U	0.032	0.1	0.15	<	U	0.032	0.1	0.15	<	0.21	0.43	1.1	U	<	0.21	0.42	1.0	U
1,3-Dinitrobenzene	-	0 / 18	<	U	0.051	0.1	0.15	<	U	0.052	0.1	0.15	<	0.095	0.21	0.43	U	<	0.093	0.21	0.42	U
2,4,6-Trinitrotoluene	-	0 / 18	<	U	0.051	0.1	0.15	<	U	0.052	0.1	0.15	<	0.078	0.21	0.43	U	<	0.076	0.21	0.42	U
2,4-Dinitrotoluene	-	0 / 18	<	U	0.051	0.1	0.13	<	U	0.052	0.1	0.13	<	0.090	0.21	0.43	U	<	0.088	0.21	0.42	U
2,6-Dinitrotoluene	-	0 / 18	<	U	0.051	0.1	0.13	<	U	0.052	0.1	0.13	<	0.069	0.21	0.21	U	<	0.068	0.21	0.21	U
2-Amino-4,6-dinitrotoluene	-	0 / 18	<	U	0.031	0.1	0.15	<	U	0.031	0.1	0.15	<	0.054	0.13	0.21	U	<	0.053	0.13	0.21	U
2-Nitrotoluene	-	0 / 18	<	U	0.09	0.2	0.51	<	U	0.091	0.21	0.52	<	0.092	0.21	0.43	U	<	0.090	0.21	0.42	U
3-Nitrotoluene	-	0 / 18	<	U	0.058	0.2	0.51	<	U	0.059	0.21	0.52	<	0.090	0.21	0.43	U	<	0.087	0.21	0.42	U
4-Amino-2,6-dinitrotoluene	-	0 / 18	<	U	0.051	0.1	0.15	<	U	0.052	0.1	0.15	<	0.062	0.13	0.21	U	<	0.060	0.13	0.21	U
4-Nitrotoluene	-	0 / 18	<	U	0.09	0.2	0.51	<	U	0.091	0.21	0.52	<	0.21	0.43	1.1	U	<	0.21	0.42	1.0	U
HMX	-	0 / 18	<	U	0.028	0.1	0.15	<	U	0.037	0.1	0.15	<	0.094	0.21	0.43	U	<	0.092	0.21	0.42	U
MNX	-	0 / 15	<	U	0.037	0.1	0.51	<	U	0.029	0.1	0.52	<	0.38	0.38	2.1	U	<	0.38	0.38	2.1	U
Nitrobenzene	-	0 / 18	<	U	0.051	0.1	0.15	<	U	0.052	0.1	0.15	<	0.098	0.21	0.43	U	<	0.095	0.21	0.42	U
RDX	0.83	3 / 18	<	U	0.037	0.1	0.15	<	U	0.037	0.1	0.15	<	0.056	0.13	0.21	U	<	0.055	0.13	0.21	U
Tetryl	-	0 / 18	<	U	0.051	0.1	0.15	<	U	0.052	0.1	0.15	<	0.085	0.21	0.26	U	<	0.083	0.21	0.25	U

Notes:
< = less than reporting limit
µg/L = micrograms per liter
HMX = octahydro-1,3,5,7-tetranitro-1,3,5,7-tetrazocine
ID = identification number
J = estimated
LOQ = limit of quantification
MNX = mono-nitroso-RDX
NA = not analyzed
NRL = no reporting limit
Qual = qualifier
RDX = hexahydro-1,3,5-trinitro-1,3,5-triazine
RL = reporting limit
U = nondetect

TABLE E.1.2-17
CORNHUSKER ARMY AMMUNITION PLANT
PIEZOMETER PZ019-EXPLOSIVES

FIELD ID			PZ019			PZ019			PZ019			PZ019			PZ019			PZ019			PZ019		
METHOD	Maximum	Detection	SW846 M8330			SW846 M8330			SW846 M8330			SW846 M8330			SW846 M8330			SW846 M8330			SW846 M8330		
COLLECT DATE	Detection	Frequency	8/8/2014			3/13/2013			3/7/2012			3/14/2011			3/11/2010			3/19/2009			3/11/2008		
			Result	LOQ	Qual	Result	RL	Qual	Result	RL	Qual	Result	RL	Qual	Result	RL	Qual	Result	RL	Qual	Result	RL	Qual
EXPLOSIVES (µg/L)																							
1,3,5-Trinitrobenzene	-	0 / 18	<	1.1	U	<	0.8	U	<	0.8	U	<	0.8	U	<	1	U	<	0.48	U	<	0.49	U
1,3-Dinitrobenzene	-	0 / 18	<	0.44	U	<	0.8	U	<	0.8	U	<	0.8	U	<	0.4	U	<	0.48	U	<	0.49	U
2,4,6-Trinitrotoluene	-	0 / 18	<	0.44	U	<	0.8	U	<	0.8	U	<	0.8	U	<	0.4	U	<	0.48	U	<	0.49	U
2,4-Dinitrotoluene	-	0 / 18	<	0.44	U	<	0.8	U	<	0.8	U	<	0.8	U	<	0.4	U	<	0.48	U	<	0.49	U
2,6-Dinitrotoluene	-	0 / 18	<	0.22	U	<	0.8	U	<	0.8	U	<	0.8	U	<	0.2	U	<	0.48	U	<	0.49	U
2-Amino-4,6-dinitrotoluene	-	0 / 18	<	0.22	U	<	0.8	U	<	0.8	U	<	0.8	U	<	0.2	U	<	0.48	U	<	0.49	U
2-Nitrotoluene	-	0 / 18	<	0.44	U	<	0.8	U	<	0.8	U	<	0.8	U	<	0.4	U	<	0.48	U	<	0.49	U
3-Nitrotoluene	-	0 / 18	<	0.44	U	<	0.8	U	<	0.8	U	<	0.8	U	<	0.4	U	<	0.48	U	<	0.49	U
4-Amino-2,6-dinitrotoluene	-	0 / 18	<	0.22	U	<	1.4	U	<	1.4	U	<	0.8	U	<	0.2	U	<	0.48	U	<	0.49	U
4-Nitrotoluene	-	0 / 18	<	1.1	U	<	0.8	U	<	0.8	U	<	0.8	U	<	1	U	<	0.48	U	<	0.49	U
HMX	-	0 / 18	<	0.44	U	<	0.8	U	<	0.8	U	<	0.8	U	<	0.4	U	<	0.48	U	<	0.49	U
MNX	-	0 / 15	<	2.2	U	<	0.8	U	<	0.8	U	<	0.8	U	<	2	U	<	0.48	U	<	0.49	U
Nitrobenzene	-	0 / 18	<	0.44	U	<	0.8	U	<	0.8	U	<	0.8	U	<	0.4	U	<	0.48	U	<	0.49	U
RDX	0.83	3 / 18	<	0.22	U	<	0.8	U	<	0.8	U	<	0.8	U	<	0.2	U	<	0.48	U	<	0.49	U
Tetryl	-	0 / 18	<	0.27	U	<	1.6	U	<	0.8	U	<	0.8	U	<	0.24	U	<	0.48	U	<	0.49	U

Notes:
< = less than reporting limit
µg/L = micrograms per liter
HMX = octahydro-1,3,5,7-tetranitro-1,3,5,7-tetrazocine
ID = identification number
J = estimated
LOQ = limit of quantification
MNX = mono-nitroso-RDX
NA = not analyzed
NRL = no reporting limit
Qual = qualifier
RDX = hexahydro-1,3,5-trinitro-1,3,5-triazine
RL = reporting limit
U = nondetect

TABLE E.1.2-17
CORNHUSKER ARMY AMMUNITION PLANT
PIEZOMETER PZ019-EXPLOSIVES

FIELD ID			PZ019			PZ019			PZ019			PZ019			PZ019			PZ019			PZ019		
METHOD	Maximum	Detection	SW846 M8330			SW846 M8330			SW846 M8330			SW846 M8330			SW846 M8330			SW846 M8330			SW846 M8330		
COLLECT DATE	Detection	Frequency	3/12/2007			3/15/2006			3/15/2005			3/15/2004			3/17/2003			3/20/2002			3/22/2001		
			Result	RL	Qual	Result	RL	Qual	Result	RL	Qual	Result	RL	Qual	Result	RL	Qual	Result	RL	Qual	Result	RL	Qual
EXPLOSIVES (µg/L)																							
1,3,5-Trinitrobenzene	-	0 / 18	<	0.49	U	<	0.48	U	<	0.48	U	<	0.18	U	<	0.21	U	<	0.33	U	<	0.8	U
1,3-Dinitrobenzene	-	0 / 18	<	0.49	U	<	0.48	U	<	0.48	U	<	0.18	U	<	0.21	U	<	0.22	U	<	0.8	U
2,4,6-Trinitrotoluene	-	0 / 18	<	0.49	U	<	0.48	U	<	0.48	U	<	0.18	U	<	0.21	U	<	0.28	U	<	0.8	U
2,4-Dinitrotoluene	-	0 / 18	<	0.49	U	<	0.48	U	<	0.48	U	<	0.34	U	<	0.41	U	<	0.22	U	<	0.8	U
2,6-Dinitrotoluene	-	0 / 18	<	0.49	U	<	0.48	U	<	0.48	U	<	0.34	U	<	0.41	U	<	0.86	U	<	0.8	U
2-Amino-4,6-dinitrotoluene	-	0 / 18	<	0.49	U	<	0.48	U	<	0.48	U	<	0.34	U	<	0.41	U	<	0.35	U	<	0.8	U
2-Nitrotoluene	-	0 / 18	<	0.49	U	<	0.48	U	<	0.48	U	<	0.34	U	<	0.41	U	<	0.68	U	<	0.8	U
3-Nitrotoluene	-	0 / 18	<	0.49	U	<	0.48	U	<	0.48	U	<	0.34	U	<	0.41	U	<	0.43	U	<	0.8	U
4-Amino-2,6-dinitrotoluene	-	0 / 18	<	0.49	U	<	0.48	U	<	0.48	U	<	0.34	U	<	0.41	U	<	0.58	U	<	0.8	U
4-Nitrotoluene	-	0 / 18	<	0.49	U	<	0.48	U	<	0.48	U	<	0.55	U	<	0.66	U	<	1.4	U	<	0.8	U
HMX	-	0 / 18	<	0.49	U	<	0.48	U	<	0.48	U	<	0.43	U	<	0.51	U	<	0.94	U	<	1	U
MNX	-	0 / 15	<	0.49	U	<	0.48	U	<	0.48	U	<	0.18	U		NA			NA			NA	
Nitrobenzene	-	0 / 18	<	0.49	U	<	0.48	U	<	0.48	U	<	0.18	U	<	0.21	U	<	0.39	U	<	0.8	U
RDX	0.83	3 / 18	0.83	0.49		<	0.48	U	0.61	0.48		0.3	0.18		<	0.21	U	<	0.55	U	<	0.8	U
Tetryl	-	0 / 18	<	0.49	U	<	0.48	U	<	0.48	U	<	0.34	U	<	0.41	U	<	0.91	U	<	0.8	U

Notes:
< = less than reporting limit
µg/L = micrograms per liter
HMX = octahydro-1,3,5,7-tetranitro-1,3,5,7-tetrazocine
ID = identification number
J = estimated
LOQ = limit of quantification
MNX = mono-nitroso-RDX
NA = not analyzed
NRL = no reporting limit
Qual = qualifier
RDX = hexahydro-1,3,5-trinitro-1,3,5-triazine
RL = reporting limit
U = nondetect

TABLE E.1.2-18
CORNHUSKER ARMY AMMUNITION PLANT
PIEZOMETER PZ020-EXPLOSIVES

FIELD ID			PZ020					PZ020					PZ020					PZ020				
METHOD	Maximum	Detection	SW846 M8330					SW846 M8330					SW846 M8330					SW846 M8330				
COLLECT DATE	Detection	Frequency	3/20/2018					3/31/2017					8/17/2015					8/17/2015				
			Result	Qual	DL	LOD	LOQ	Result	Qual	DL	LOD	LOQ	Result	DL	LOD	LOQ	Qual	Result	DL	LOD	LOQ	Qual
EXPLOSIVES (µg/L)																						
1,3,5-Trinitrobenzene	29	17 / 18	3.2		0.032	0.1	0.15	3.3		0.032	0.1	0.16	3.6	0.23	0.47	1.2		3.9	0.21	0.42	1.0	J
1,3-Dinitrobenzene	-	0 / 18	<	U	0.051	0.1	0.15	<	U	0.052	0.1	0.16	<	0.10	0.23	0.47	U	<	0.093	0.21	0.42	UJ
2,4,6-Trinitrotoluene	85	18 / 18	5.9		0.051	0.1	0.15	5		0.052	0.1	0.16	4.3	0.085	0.23	0.47		3.9	0.076	0.21	0.42	J
2,4-Dinitrotoluene	-	0 / 18	<	U	0.051	0.1	0.13	<	U	0.052	0.1	0.14	<	0.098	0.23	0.47	U	<	0.087	0.21	0.42	UJ
2,6-Dinitrotoluene	-	0 / 18	<	U	0.051	0.1	0.13	<	U	0.052	0.1	0.14	<	0.076	0.23	0.23	U	<	0.067	0.21	0.21	UJ
2-Amino-4,6-dinitrotoluene	11	18 / 18	3.3		0.031	0.1	0.15	3.2		0.031	0.1	0.16	2.5	0.059	0.14	0.23		3.5	0.053	0.13	0.21	J
2-Nitrotoluene	1.6	1 / 18	<	U	0.09	0.21	0.51	<	U	0.092	0.21	0.52	<	0.10	0.23	0.47	U	<	0.089	0.21	0.42	UJ
3-Nitrotoluene	-	0 / 18	<	U	0.059	0.21	0.51	<	U	0.059	0.21	0.52	<	0.098	0.23	0.47	U	<	0.087	0.21	0.42	UJ
4-Amino-2,6-dinitrotoluene	5.6 J	17 / 18	3.1		0.051	0.1	0.15	3.4		0.052	0.1	0.16	2.3	0.068	0.14	0.23		4.8	0.060	0.13	0.21	J
4-Nitrotoluene	-	0 / 18	<	U	0.09	0.21	0.51	<	U	0.092	0.21	0.52	<	0.23	0.47	1.2	U	<	0.21	0.42	1.0	UJ
HMX	4.5	17 / 18	0.59		0.029	0.1	0.15	0.58		0.038	0.1	0.16	<	0.10	0.23	0.47	U	0.49	0.091	0.21	0.42	J
MNX	0.15 J	1 / 15	<	U	0.037	0.1	0.51	<	U	0.029	0.1	0.52	<	0.42	0.42	2.3	U	<	0.37	0.37	2.1	U
Nitrobenzene	-	0 / 18	<	U	0.051	0.1	0.15	<	U	0.052	0.1	0.16	<	0.11	0.23	0.47	U	<	0.095	0.21	0.42	U
RDX	13	16 / 18	0.62		0.037	0.1	0.15	0.62		0.038	0.1	0.16	0.52	0.061	0.14	0.23		1.1	0.055	0.13	0.21	
Tetryl	-	0 / 18	<	U	0.051	0.1	0.15	<	U	0.052	0.1	0.16	<	0.093	0.23	0.28	U	<	0.08	0.21	0.25	UJ

Notes:
< = less than reporting limit
µg/L = micrograms per liter
HMX = octahydro-1,3,5,7-tetranitro-1,3,5,7-tetrazocine
ID = identification number
J = estimated
LOQ = limit of quantification
MNX = mono-nitroso-RDX
NA = not analyzed
NRL = no reporting limit
Qual = qualifier
RDX = hexahydro-1,3,5-trinitro-1,3,5-triazine
RL = reporting limit
U = nondetect

TABLE E.1.2-18
CORNHUSKER ARMY AMMUNITION PLANT
PIEZOMETER PZ020-EXPLOSIVES

FIELD ID			PZ020			PZ020			PZ020			PZ020			PZ020			PZ020			PZ020		
METHOD	Maximum	Detection	SW846 M8330			SW846 M8330			SW846 M8330			SW846 M8330			SW846 M8330			SW846 M8330			SW846 M8330		
COLLECT DATE	Detection	Frequency	8/8/2014			3/13/2013			3/12/2012			3/15/2011			3/16/2010			3/13/2009			3/13/2008		
			Result	LOQ	Qual	Result	RL	Qual	Result	RL	Qual	Result	RL	Qual	Result	RL	Qual	Result	RL	Qual	Result	RL	Qual
EXPLOSIVES (µg/L)																							
1,3,5-Trinitrobenzene	29	17 / 18	3.8	1	J	6.3	0.8	J	7.1	0.8		6.3	0.8		10	1		7.3	0.48		12	0.49	
1,3-Dinitrobenzene	-	0 / 18	<	0.42	UJ	<	0.8	U	<	0.8	U	<	0.8	U	<	0.4	U	<	0.48	U	<	0.49	U
2,4,6-Trinitrotoluene	85	18 / 18	3	0.42	J	4.4	0.8	J	4.7	0.8		5.9	0.8		8	0.4		8.6	0.48		10	0.49	
2,4-Dinitrotoluene	-	0 / 18	<	0.42	UJ	<	0.8	U	<	0.8	U	<	0.8	U	<	0.4	U	<	0.48	U	<	0.49	U
2,6-Dinitrotoluene	-	0 / 18	<	0.21	UJ	<	0.8	U	<	0.8	U	<	0.8	U	<	0.2	U	<	0.48	U	<	0.49	U
2-Amino-4,6-dinitrotoluene	11	18 / 18	2.1	0.21	J	2.4	0.8	J	2.6	0.8		2.8	0.8		4.6	0.2		4.3	0.48		4.5	0.49	
2-Nitrotoluene	1.6	1 / 18	<	0.42	UJ	<	0.8	U	<	0.8	U	<	0.8	U	<	0.4	U	<	0.48	U	<	0.49	U
3-Nitrotoluene	-	0 / 18	<	0.42	UJ	<	0.8	U	<	0.8	U	<	0.8	U	<	0.4	U	<	0.48	U	<	0.49	U
4-Amino-2,6-dinitrotoluene	5.6 J	17 / 18	2.6	0.21	J	2.6	1.4	J	2.1	1.4		2.1	0.8		2.4	0.2		3.3	0.48		3.5	0.49	
4-Nitrotoluene	-	0 / 18	<	1	UJ	<	0.8	U	<	0.8	U	<	0.8	U	<	1	U	<	0.48	U	<	0.49	U
HMX	4.5	17 / 18	0.65	0.42	J	0.94	0.8	J	0.93	0.8		0.7	0.8	J	1.2	0.4		1.4	0.48		1.5	0.49	
MNX	0.15 J	1 / 15	<	2.1	UJ	<	0.8	U	<	0.8	U	<	0.8	U	<	2	U	<	0.48	U	<	0.49	U
Nitrobenzene	-	0 / 18	<	0.42	UJ	<	0.8	U	<	0.8	U	<	0.8	U	<	0.4	U	<	0.48	U	<	0.49	U
RDX	13	16 / 18	1.1	0.21	J	<	0.8	U	2.5	0.8	J	2.4	0.8		2.3	0.2		<	0.48	U	4.1	0.49	
Tetryl	-	0 / 18	<	0.25	UJ	<	1.6	U	<	0.8	U	<	0.8	U	<	0.24	U	<	0.48	U	<	0.49	U

Notes:
< = less than reporting limit
µg/L = micrograms per liter
HMX = octahydro-1,3,5,7-tetranitro-1,3,5,7-tetrazocine
ID = identification number
J = estimated
LOQ = limit of quantification
MNX = mono-nitroso-RDX
NA = not analyzed
NRL = no reporting limit
Qual = qualifier
RDX = hexahydro-1,3,5-trinitro-1,3,5-triazine
RL = reporting limit
U = nondetect

TABLE E.1.2-18
CORNHUSKER ARMY AMMUNITION PLANT
PIEZOMETER PZ020-EXPLOSIVES

FIELD ID			PZ020			PZ020			PZ020			PZ020			PZ020			PZ020			PZ020		
METHOD	Maximum	Detection	SW846 M8330			SW846 M8330			SW846 M8330			SW846 M8330			SW846 M8330			SW846 M8330			SW846 M8330		
COLLECT DATE	Detection	Frequency	3/12/2007			3/14/2006			3/15/2005			3/16/2004			3/18/2003			3/20/2002			3/22/2001		
			Result	RL	Qual	Result	RL	Qual	Result	RL	Qual	Result	RL	Qual	Result	RL	Qual	Result	RL	Qual	Result	RL	Qual
EXPLOSIVES (µg/L)																							
1,3,5-Trinitrobenzene	29	17 / 18	18	0.49		19	0.48		23	0.48		27	1.9		<	0.18	U	27	1.4	J	29	16.0	
1,3-Dinitrobenzene	-	0 / 18	<	0.49	U	<	0.48	U	<	0.48	U	<	0.19	U	<	0.18	U	<	0.19	U	<	0.8	U
2,4,6-Trinitrotoluene	85	18 / 18	13	0.49		17	0.48		16	0.48		23	1.9		22	1.8	J	42	1.2	J	85	16.0	
2,4-Dinitrotoluene	-	0 / 18	<	0.49	U	<	0.48	U	<	0.48	U	<	0.36	U	<	0.36	U	<	0.19	U	<	0.8	U
2,6-Dinitrotoluene	-	0 / 18	<	0.49	U	<	0.48	U	<	0.48	U	<	0.36	U	<	0.36	U	<	0.74	U	<	0.8	U
2-Amino-4,6-dinitrotoluene	11	18 / 18	5.5	0.49		4.6	0.48		4.2	0.48	P	4.6	0.36		5.6	0.36	J	8.0	0.30	J	11	0.8	
2-Nitrotoluene	1.6	1 / 18	<	0.49	U	<	0.48	U	<	0.48	U	<	0.36	U	<	0.36	U	<	0.59	U	1.6	0.8	
3-Nitrotoluene	-	0 / 18	<	0.49	U	<	0.48	U	<	0.48	U	<	0.36	U	<	0.36	U	<	0.37	U	<	0.8	U
4-Amino-2,6-dinitrotoluene	5.6 J	17 / 18	3.7	0.49		3.8	0.48		3.5	0.48		3.2	0.36		3.4	0.36	J	5.6	0.50	J	<	0.8	U
4-Nitrotoluene	-	0 / 18	<	0.49	U	<	0.48	U	<	0.48	U	<	0.58	U	<	0.58	U	<	1.20	U	<	0.8	U
HMX	4.5	17 / 18	2.1	0.49		1.9	0.48		2.1	0.48		2.5	0.46		2.4	0.45	J	3.4	0.82	J	4.5	1.0	
MNX	0.15 J	1 / 15	<	0.49	U	<	0.48	U	<	0.48	U	0.15	0.19	J		NA			NA			NA	
Nitrobenzene	-	0 / 18	<	0.49	U	<	0.48	U	<	0.48	U	<	0.19	U	<	0.18	U	<	0.34	U	<	0.8	U
RDX	13	16 / 18	4.8	0.49		4.5	0.48		4.6	0.48		7.7	0.19		8.8	0.18	J	8.9	2.4	J	13	0.8	
Tetryl	-	0 / 18	<	0.49	U	<	0.48	U	<	0.48	U	<	0.36	U	<	0.36	U	<	0.79	U	<	0.8	U

Notes:
< = less than reporting limit
µg/L = micrograms per liter
HMX = octahydro-1,3,5,7-tetranitro-1,3,5,7-tetrazocine
ID = identification number
J = estimated
LOQ = limit of quantification
MNX = mono-nitroso-RDX
NA = not analyzed
NRL = no reporting limit
Qual = qualifier
RDX = hexahydro-1,3,5-trinitro-1,3,5-triazine
RL = reporting limit
U = nondetect

TABLE E.1.3-1
CORNHUSKER ARMY AMMUNITION PLANT
WELL CA210-EXPLOSIVES

FIELD ID			CA210			CA210			CA210			CA210			CA210			CA210			CA210		
METHOD	Maximum	Detection	SW846 M8330			SW846 M8330			SW846 M8330			SW846 M8330			SW846 M8330			SW846 M8330			SW846 M8330		
COLLECT DATE	Detection	Frequency	None			None			3/9/2012			3/4/2011			3/11/2010			3/5/2009			3/7/2008		
			Result	RL	Qual	Result	RL	Qual	Result	RL	Qual	Result	RL	Qual	Result	RL	Qual	Result	RL	Qual	Result	RL	Qual
EXPLOSIVES (µg/L)																							
1,3,5-Trinitrobenzene	-	0 / 17							<	0.8	U	<	0.8	U	<	1	U	<	0.49	U	<	0.47	U
1,3-Dinitrobenzene	-	0 / 17							<	0.8	U	<	0.8	U	<	0.4	U	<	0.49	U	<	0.47	U
2,4,6-Trinitrotoluene	-	0 / 17							<	0.8	U	<	0.8	U	<	0.4	U	<	0.49	U	<	0.47	U
2,4-Dinitrotoluene	-	0 / 17							<	0.8	U	<	0.8	U	<	0.4	U	<	0.49	U	<	0.47	U
2,6-Dinitrotoluene	-	0 / 17	**Not Sampled**			**No 2013 Sample**			<	0.8	U	<	0.8	U	<	0.2	U	<	0.49	U	<	0.47	U
2-Amino-4,6-dinitrotoluene	-	0 / 17	**in 2014, 2015, 2016,**			**Well Dry**			<	0.8	U	<	0.8	U	<	0.2	U	<	0.49	U	<	0.47	U
2-Nitrotoluene	-	0 / 13	**2017, 2018**						<	0.8	U	<	0.8	U	<	0.4	U	<	0.49	U	<	0.47	U
3-Nitrotoluene	-	0 / 13							<	0.8	U	<	0.8	U	<	0.4	U	<	0.49	U	<	0.47	U
4-Amino-2,6-dinitrotoluene	-	0 / 14							<	1.4	U	<	0.8	U	<	0.2	U	<	0.49	U	<	0.47	U
4-Nitrotoluene	-	0 / 13							<	0.8	U	<	0.8	U	<	1	U	<	0.49	U	<	0.47	U
HMX	2.74	6 / 17							<	0.8	U	<	0.8	U	<	0.4	U	<	0.49	U	<	0.47	U
MNX	-	0 / 5							<	0.8	U	<	0.8	U	<	2	U	<	0.49	U	<	0.47	U
Nitrobenzene	-	0 / 17							<	0.8	U	<	0.8	U	<	0.4	U	<	0.49	U	<	0.47	U
RDX	2.64	6 / 17							<	0.8	U	<	0.8	U	<	0.2	U	<	0.49	U	<	0.47	U
Tetryl	-	0 / 15							<	0.8	U	<	0.8	U	<	0.24	U	<	0.49	U	<	0.47	U

Notes:
< = less than reporting limit
µg/L = micrograms per liter
HMX = octahydro-1,3,5,7-tetranitro-1,3,5,7-tetrazocine
ID = identification number
J = estimated
LOQ = limit of quantification
MNX = mono-nitroso-RDX
NA = not analyzed
NRL = no reporting limit
Qual = qualifier
RDX = hexahydro-1,3,5-trinitro-1,3,5-triazine
RL = reporting limit
U = nondetect

TABLE E.1.3-1
CORNHUSKER ARMY AMMUNITION PLANT
WELL CA210-EXPLOSIVES

FIELD ID			CA210			CA210			CA210			CA210			CA210			CA210			CA210		
METHOD	Maximum	Detection	SW846 M8330			SW846 M8330			SW846 M8330			SW846 M8330			SW846 M8330			SW846 M8330			SW846 M8330		
COLLECT DATE	Detection	Frequency	None			None			None			None			3/14/2003			3/19/2002			3/19/2001		
			Result	RL	Qual	Result	RL	Qual	Result	RL	Qual	Result	RL	Qual	Result	RL	Qual	Result	RL	Qual	Result	RL	Qual
EXPLOSIVES (µg/L)																							
1,3,5-Trinitrobenzene	-	0 / 17													<	0.27	U	<	0.58	U	<	0.8	U
1,3-Dinitrobenzene	-	0 / 17													<	0.18	U	<	0.39	U	<	0.8	U
2,4,6-Trinitrotoluene	-	0 / 17													<	0.22	U	<	0.48	U	<	0.8	U
2,4-Dinitrotoluene	-	0 / 17													<	0.18	U	<	0.39	U	<	0.8	U
2,6-Dinitrotoluene	-	0 / 17	**No 2007 Sample**			**No 2006 Sample**			**No 2005 Sample**			**No 2004 Sample**			<	0.69	U	<	1.5	U	<	0.8	U
2-Amino-4,6-dinitrotoluene	-	0 / 17	**Well Dry**			**Well Dry**			**Well Dry**			**Well Dry**			<	0.28	U	<	0.60	U	<	0.8	U
2-Nitrotoluene	-	0 / 13													<	0.55	U	<	1.2	U	<	0.8	U
3-Nitrotoluene	-	0 / 13													<	0.35	U	<	0.75	U	<	0.8	U
4-Amino-2,6-dinitrotoluene	-	0 / 14													<	0.47	U	<	1.0	U	<	0.8	U
4-Nitrotoluene	-	0 / 13													<	1.1	U	<	2.4	U	<	0.8	U
HMX	2.74	6 / 17													<	0.76	U	<	1.6	U	<	1	U
MNX	-	0 / 5														NA			NA			NA	
Nitrobenzene	-	0 / 17													<	0.31	U	<	0.68	U	<	0.8	U
RDX	2.64	6 / 17													0.15	0.45	J	<	0.97	U	<	0.8	U
Tetryl	-	0 / 15													<	0.74	U	<	1.6	U	<	0.8	U

Notes:
< = less than reporting limit
µg/L = micrograms per liter
HMX = octahydro-1,3,5,7-tetranitro-1,3,5,7-tetrazocine
ID = identification number
J = estimated
LOQ = limit of quantification
MNX = mono-nitroso-RDX
NA = not analyzed
NRL = no reporting limit
Qual = qualifier
RDX = hexahydro-1,3,5-trinitro-1,3,5-triazine
RL = reporting limit
U = nondetect

TABLE E.1.3-1
CORNHUSKER ARMY AMMUNITION PLANT
WELL CA210-EXPLOSIVES

FIELD ID			CA210			CA210			CA210			CA210			CA210			CA210			CA210		
METHOD	Maximum	Detection	SW846 M8330			SW846 M8330			UW51			UW51			UW51			UW33			UW33		
COLLECT DATE	Detection	Frequency	3/10/2000			3/24/1999			6/16/1998			10/2/1997			12/10/1996			7/16/1994			6/13/1994		
			Result	RL	Qual	Result	RL	Qual	Result	RL	Qual	Result	RL	Qual	Result	RL	Qual	Result	RL	Qual	Result	RL	Qual
EXPLOSIVES (µg/L)																							
1,3,5-Trinitrobenzene	-	0 / 17	<	0.8	U	<	0.8	U	<	1.00	U	<	0.125	U	<	0.125	U	<	0.425	U	<	0.425	U
1,3-Dinitrobenzene	-	0 / 17	<	0.8	U	<	0.8	U	<	0.500	U	<	0.989	U	<	0.989	U	<	0.549	U	<	0.549	U
2,4,6-Trinitrotoluene	-	0 / 17	<	1.5	U	<	0.8	U	<	1.00	U	<	0.29	U	<	0.29	U	<	0.451	U	<	0.451	U
2,4-Dinitrotoluene	-	0 / 17	<	1.1	U	<	0.8	U	<	0.500	U	<	0.233	U	<	0.233	U	<	0.26	U	<	0.26	U
2,6-Dinitrotoluene	-	0 / 17	<	1.1	U	<	0.8	U	<	0.500	U	<	0.2	U	<	0.2	U	<	0.26	U	<	0.26	U
2-Amino-4,6-dinitrotoluene	-	0 / 17	<	1	U	<	0.8	U	<	0.500	U	<	0.173	U	<	0.173	U	<	0.244	U	<	0.244	U
2-Nitrotoluene	-	0 / 13	<	1.1	U	<	0.8	U	<	1.00	U	<	0.319	U	<	0.319	U		NA			NA	
3-Nitrotoluene	-	0 / 13	<	1.1	U	<	0.8	U	<	1.00	U	<	0.514	U	<	0.514	U		NA			NA	
4-Amino-2,6-dinitrotoluene	-	0 / 14	<	1	U	<	0.8	U	<	1.00	U	<	0.309	U	<	0.309	U		NA		<	0.414	U
4-Nitrotoluene	-	0 / 13	<	1.1	U	<	0.8	U	<	1.00	U	<	0.368	U	<	0.368	U		NA			NA	
HMX	2.74	6 / 17	0.51	0.8	J	1.08	0.8		<	0.500	U	0.466	0.16		0.41	0.16		<	0.563	U	1.48	NRL	
MNX	-	0 / 5		NA			NA			NA			NA			NA			NA			NA	
Nitrobenzene	-	0 / 17	<	0.8	U	<	0.8	U	<	0.500	U	<	0.231	U	<	0.231	U	<	0.817	U	<	0.817	U
RDX	2.64	6 / 17	<	0.8	U	0.55	0.8	J	<	1.00	U	<	0.558	U	<	0.558	U	0.903	NRL		1.6	NRL	
Tetryl	-	0 / 15	<	1.3	U	<	0.8	U	<	0.500	U	<	0.253	U	<	0.253	U	<	1.18	U	<	1.18	U

Notes:
< = less than reporting limit
µg/L = micrograms per liter
HMX = octahydro-1,3,5,7-tetranitro-1,3,5,7-tetrazocine
ID = identification number
J = estimated
LOQ = limit of quantification
MNX = mono-nitroso-RDX
NA = not analyzed
NRL = no reporting limit
Qual = qualifier
RDX = hexahydro-1,3,5-trinitro-1,3,5-triazine
RL = reporting limit
U = nondetect

TABLE E.1.3-1
CORNHUSKER ARMY AMMUNITION PLANT
WELL CA210-EXPLOSIVES

FIELD ID			CA210			CA210		
METHOD	Maximum	Detection	UW32			UW32		
COLLECT DATE	Detection	Frequency	10/8/1992			9/1/1992		
			Result	RL	Qual	Result	RL	Qual
EXPLOSIVES (µg/L)								
1,3,5-Trinitrobenzene	-	0 / 17	<	0.449	U	<	0.449	U
1,3-Dinitrobenzene	-	0 / 17	<	0.611	U	<	0.611	U
2,4,6-Trinitrotoluene	-	0 / 17	<	0.635	U	<	0.635	U
2,4-Dinitrotoluene	-	0 / 17	<	0.064	U	<	0.064	U
2,6-Dinitrotoluene	-	0 / 17	<	0.074	U	<	0.074	U
2-Amino-4,6-dinitrotoluene	-	0 / 17	<	0.158	U	<	0.158	U
2-Nitrotoluene	-	0 / 13		NA			NA	
3-Nitrotoluene	-	0 / 13		NA			NA	
4-Amino-2,6-dinitrotoluene	-	0 / 14		NA			NA	
4-Nitrotoluene	-	0 / 13		NA			NA	
HMX	2.74	6 / 17	<	1.21	U	2.74	NRL	
MNX	-	0 / 5		NA			NA	
Nitrobenzene	-	0 / 17	<	0.645	U	<	0.645	U
RDX	2.64	6 / 17	1.6	NRL		2.64	NRL	
Tetryl	-	0 / 15		NA			NA	

Notes:
< = less than reporting limit
µg/L = micrograms per liter
HMX = octahydro-1,3,5,7-tetranitro-1,3,5,7-tetrazocine
ID = identification number
J = estimated
LOQ = limit of quantification
MNX = mono-nitroso-RDX
NA = not analyzed
NRL = no reporting limit
Qual = qualifier
RDX = hexahydro-1,3,5-trinitro-1,3,5-triazine
RL = reporting limit
U = nondetect

TABLE E.1.3-2
CORNHUSKER ARMY AMMUNITION PLANT
WELL CA211-EXPLOSIVES

FIELD ID			CA211			CA211			CA211			CA211			CA211			CA211			CA211		
METHOD	Maximum	Detection	SW846 M8330			SW846 M8330			SW846 M8330			SW846 M8330			SW846 M8330			SW846 M8330			SW846 M8330		
COLLECT DATE	Detection	Frequency	None			3/7/2013			3/1/2012			3/4/2011			3/11/2010			3/5/2009			3/7/2008		
			Result	RL	Qual	Result	RL	Qual	Result	RL	Qual	Result	RL	Qual	Result	RL	Qual	Result	RL	Qual	Result	RL	Qual
EXPLOSIVES (µg/L)																							
1,3,5-Trinitrobenzene	-	0 / 22				<	0.8	U	<	0.8	U	<	0.8	U	<	1	U	<	0.48	U	<	0.47	U
1,3-Dinitrobenzene	1.03	1 / 22				<	0.8	U	<	0.8	U	<	0.8	U	<	0.4	U	<	0.48	U	<	0.47	U
2,4,6-Trinitrotoluene	-	0 / 22				<	0.8	U	<	0.8	U	<	0.8	U	<	0.4	U	<	0.48	U	<	0.47	U
2,4-Dinitrotoluene	-	0 / 22				<	0.8	U	<	0.8	U	<	0.8	U	<	0.4	U	<	0.48	U	<	0.47	U
2,6-Dinitrotoluene	-	0 / 22	**Not Sampled**			<	0.8	U	<	0.8	U	<	0.8	U	<	0.2	U	<	0.48	U	<	0.47	U
2-Amino-4,6-dinitrotoluene	-	0 / 22	**in 2014, 2015, 2016,**			<	0.8	U	<	0.8	U	<	0.8	U	<	0.2	U	<	0.48	U	<	0.47	U
2-Nitrotoluene	-	0 / 18	**2017, 2018**			<	0.8	U	<	0.8	U	<	0.8	U	<	0.4	U	<	0.48	U	<	0.47	U
3-Nitrotoluene	-	0 / 18				<	0.8	U	<	0.8	U	<	0.8	U	<	0.4	U	<	0.48	U	<	0.47	U
4-Amino-2,6-dinitrotoluene	-	0 / 18				<	1.4	U	<	1.4	U	<	0.8	U	<	0.2	U	<	0.48	U	<	0.47	U
4-Nitrotoluene	-	0 / 18				<	0.8	U	<	0.8	U	<	0.8	U	<	1	U	<	0.48	U	<	0.47	U
HMX	2.78	22 / 22				0.23	0.8	J	0.25	0.8	J	0.29	0.8	J	0.48	0.4		0.78	0.48		0.78	0.47	
MNX	-	0 / 10				<	0.8	U	<	0.8	U	<	0.8	U	<	2	U	<	0.48	U	<	0.47	U
Nitrobenzene	-	0 / 22				<	0.8	U	<	0.8	U	<	0.8	U	<	0.4	U	<	0.48	U	<	0.47	U
RDX	5.12	12 / 22				<	0.8	U	<	0.8	U	<	0.8	U	<	0.2	U	<	0.48	U	<	0.47	U
Tetryl	-	0 / 20				<	1.6	U	<	0.8	U	<	0.8	U	<	0.24	U	<	0.48	U	<	0.47	U

Notes:
< = less than reporting limit
µg/L = micrograms per liter
HMX = octahydro-1,3,5,7-tetranitro-1,3,5,7-tetrazocine
ID = identification number
J = estimated
LOQ = limit of quantification
MNX = mono-nitroso-RDX
NA = not analyzed
NRL = no reporting limit
Qual = qualifier
RDX = hexahydro-1,3,5-trinitro-1,3,5-triazine
RL = reporting limit
U = nondetect

TABLE E.1.3-2
CORNHUSKER ARMY AMMUNITION PLANT
WELL CA211-EXPLOSIVES

FIELD ID			CA211			CA211			CA211			CA211			CA211			CA211			CA211		
METHOD	Maximum	Detection	SW846 M8330			SW846 M8330			SW846 M8330			SW846 M8330			SW846 M8330			SW846 M8330			SW846 M8330		
COLLECT DATE	Detection	Frequency	3/9/2007			3/10/2006			3/10/2005			3/12/2004			3/14/2003			3/19/2002			3/19/2001		
			Result	RL	Qual	Result	RL	Qual	Result	RL	Qual	Result	RL	Qual	Result	RL	Qual	Result	RL	Qual	Result	RL	Qual
EXPLOSIVES (µg/L)																							
1,3,5-Trinitrobenzene	-	0 / 22	<	0.5	U	<	0.48	U	<	0.5	U	<	0.39	U	<	0.24	U	<	0.28	U	<	0.8	U
1,3-Dinitrobenzene	1.03	1 / 22	<	0.5	U	<	0.48	U	<	0.5	U	<	0.39	U	<	0.16	U	<	0.18	U	<	0.8	U
2,4,6-Trinitrotoluene	-	0 / 22	<	0.5	U	<	0.48	U	<	0.5	U	<	0.39	U	<	0.2	U	<	0.23	U	<	0.8	U
2,4-Dinitrotoluene	-	0 / 22	<	0.5	U	<	0.48	U	<	0.5	U	<	0.76	U	<	0.16	U	<	0.18	U	<	0.8	U
2,6-Dinitrotoluene	-	0 / 22	<	0.5	U	<	0.48	U	<	0.5	U	<	0.76	U	<	0.62	U	<	0.71	U	<	0.8	U
2-Amino-4,6-dinitrotoluene	-	0 / 22	<	0.5	U	<	0.48	U	<	0.5	U	<	0.76	U	<	0.25	U	<	0.29	U	<	0.8	U
2-Nitrotoluene	-	0 / 18	<	0.5	U	<	0.48	U	<	0.5	U	<	0.76	U	<	0.49	U	<	0.56	U	<	0.8	U
3-Nitrotoluene	-	0 / 18	<	0.5	U	<	0.48	U	<	0.5	U	<	0.76	U	<	0.31	U	<	0.36	U	<	0.8	U
4-Amino-2,6-dinitrotoluene	-	0 / 18	<	0.5	U	<	0.48	U	<	0.5	U	<	0.76	U	<	0.42	U	<	0.48	U	<	0.8	U
4-Nitrotoluene	-	0 / 18	<	0.5	U	<	0.48	U	<	0.5	U	<	1.2	U	<	1	U	<	1.2	U	<	0.8	U
HMX	2.78	22 / 22	0.97	0.5		0.9	0.48		0.88	0.5		1.3	0.96		1.3	0.68		1.3	0.78		1.3	1	
MNX	-	0 / 10	<	0.5	U	<	0.48	U	<	0.5	U	<	0.39	U		NA			NA			NA	
Nitrobenzene	-	0 / 22	<	0.5	U	<	0.48	U	<	0.5	U	<	0.39	U	<	0.28	U	<	0.32	U	<	0.8	U
RDX	5.12	12 / 22	<	0.5	U	<	0.48	U	0.32	0.5	J	0.54	0.39		0.74	0.4		0.99	0.46		0.52	0.8	J
Tetryl	-	0 / 20	<	0.5	U	<	0.48	U	<	0.5	U	<	0.76	U	<	0.66	U	<	0.76	U	<	0.8	U

Notes:
< = less than reporting limit
µg/L = micrograms per liter
HMX = octahydro-1,3,5,7-tetranitro-1,3,5,7-tetrazocine
ID = identification number
J = estimated
LOQ = limit of quantification
MNX = mono-nitroso-RDX
NA = not analyzed
NRL = no reporting limit
Qual = qualifier
RDX = hexahydro-1,3,5-trinitro-1,3,5-triazine
RL = reporting limit
U = nondetect

TABLE E.1.3-2
CORNHUSKER ARMY AMMUNITION PLANT
WELL CA211-EXPLOSIVES

FIELD ID			CA211			CA211			CA211			CA211			CA211			CA211			CA211		
METHOD	Maximum	Detection	SW846 M8330			SW846 M8330			UW51			UW51			UW51			UW33			UW33		
COLLECT DATE	Detection	Frequency	3/10/2000			3/24/1999			6/16/1998			10/2/1997			12/10/1996			7/16/1994			6/13/1994		
			Result	RL	Qual	Result	RL	Qual	Result	RL	Qual	Result	RL	Qual	Result	RL	Qual	Result	RL	Qual	Result	RL	Qual
EXPLOSIVES (µg/L)																							
1,3,5-Trinitrobenzene	-	0 / 22	<	0.8	U	<	0.8	U	<	1.00	U	<	0.125	U	<	0.125	U	<	0.425	U	<	0.425	U
1,3-Dinitrobenzene	1.03	1 / 22	<	0.8	U	<	0.8	U	<	0.500	U	<	0.989	U	<	0.989	U	<	0.549	U	1.03	NRL	
2,4,6-Trinitrotoluene	-	0 / 22	<	1.5	U	<	0.8	U	<	1.00	U	<	0.29	U	<	0.29	U	<	0.451	U	<	0.451	U
2,4-Dinitrotoluene	-	0 / 22	<	1.1	U	<	0.8	U	<	0.500	U	<	0.233	U	<	0.233	U	<	0.26	U	<	0.26	U
2,6-Dinitrotoluene	-	0 / 22	<	1.1	U	<	0.8	U	<	0.500	U	<	0.2	U	<	0.2	U	<	0.26	U	<	0.26	U
2-Amino-4,6-dinitrotoluene	-	0 / 22	<	1	U	<	0.8	U	<	0.500	U	<	0.173	U	<	0.173	U	<	0.244	U	<	0.244	U
2-Nitrotoluene	-	0 / 18	<	1.1	U	<	0.8	U	<	1.00	U	<	0.319	U	<	0.319	U		NA			NA	
3-Nitrotoluene	-	0 / 18	<	1.1	U	<	0.8	U	<	1.00	U	<	0.514	U	<	0.514	U		NA			NA	
4-Amino-2,6-dinitrotoluene	-	0 / 18	<	1	U	<	0.8	U	<	1.00	U	<	0.309	U	<	0.309	U		NA			NA	
4-Nitrotoluene	-	0 / 18	<	1.1	U	<	0.8	U	<	1.00	U	<	0.368	U	<	0.368	U		NA			NA	
HMX	2.78	22 / 22	1	0.8		1.68	0.8		1.16	0.500	J*	1.74	0.16		1.8	0.16		2.38	NRL		2.47	NRL	
MNX	-	0 / 10		NA			NA			NA			NA			NA			NA			NA	
Nitrobenzene	-	0 / 22	<	0.8	U	<	0.8	U	<	0.500	U	<	0.231	U	<	0.231	U	<	0.817	U	<	0.817	U
RDX	5.12	12 / 22	<	0.8	U	1.27	0.8	J	1.66	1.00	J*	1.66	0.558		<	0.558	U	2.88	NRL		3.9	NRL	
Tetryl	-	0 / 20	<	1.3	U	<	0.8	U	<	0.500	U	<	0.253	U	<	0.253	U	<	1.18	U	<	1.18	U

Notes:
< = less than reporting limit
µg/L = micrograms per liter
HMX = octahydro-1,3,5,7-tetranitro-1,3,5,7-tetrazocine
ID = identification number
J = estimated
LOQ = limit of quantification
MNX = mono-nitroso-RDX
NA = not analyzed
NRL = no reporting limit
Qual = qualifier
RDX = hexahydro-1,3,5-trinitro-1,3,5-triazine
RL = reporting limit
U = nondetect

TABLE E.1.3-2
CORNHUSKER ARMY AMMUNITION PLANT
WELL CA211-EXPLOSIVES

FIELD ID			CA211			CA211		
METHOD	Maximum	Detection	UW32			UW32		
COLLECT DATE	Detection	Frequency	10/8/1992			9/4/1992		
			Result	RL	Qual	Result	RL	Qual
EXPLOSIVES (µg/L)								
1,3,5-Trinitrobenzene	-	0 / 22	<	0.449	U	<	0.449	U
1,3-Dinitrobenzene	1.03	1 / 22	<	0.611	U	<	0.611	U
2,4,6-Trinitrotoluene	-	0 / 22	<	0.635	U	<	0.635	U
2,4-Dinitrotoluene	-	0 / 22	<	0.064	U	<	0.064	U
2,6-Dinitrotoluene	-	0 / 22	<	0.074	U	<	0.074	U
2-Amino-4,6-dinitrotoluene	-	0 / 22	<	0.158	U	<	0.158	U
2-Nitrotoluene	-	0 / 18		NA			NA	
3-Nitrotoluene	-	0 / 18		NA			NA	
4-Amino-2,6-dinitrotoluene	-	0 / 18		NA			NA	
4-Nitrotoluene	-	0 / 18		NA			NA	
HMX	2.78	22 / 22	2.78	NRL		2.45	NRL	
MNX	-	0 / 10		NA			NA	
Nitrobenzene	-	0 / 22	<	0.645	U	<	0.645	U
RDX	5.12	12 / 22	5.12	NRL		4.21	NRL	
Tetryl	-	0 / 20		NA			NA	

Notes:
< = less than reporting limit
µg/L = micrograms per liter
HMX = octahydro-1,3,5,7-tetranitro-1,3,5,7-tetrazocine
ID = identification number
J = estimated
LOQ = limit of quantification
MNX = mono-nitroso-RDX
NA = not analyzed
NRL = no reporting limit
Qual = qualifier
RDX = hexahydro-1,3,5-trinitro-1,3,5-triazine
RL = reporting limit
U = nondetect

TABLE E.1.3-3
CORNHUSKER ARMY AMMUNITION PLANT
WELL CA212 EXPLOSIVES

FIELD ID			CA212			CA212			CA212			CA212			CA212			CA212			CA212		
METHOD	Maximum	Detection	SW846 M8330			SW846 M8330			SW846 M8330			SW846 M8330			SW846 M8330			SW846 M8330			SW846 M8330		
COLLECT DATE	Detection	Frequency	None			3/7/2013			3/1/2012			3/4/2011			3/11/2010			3/5/2009			3/7/2008		
			Result	RL	Qual	Result	RL	Qual	Result	RL	Qual	Result	RL	Qual	Result	RL	Qual	Result	RL	Qual	Result	RL	Qual
EXPLOSIVES (µg/L)																							
1,3,5-Trinitrobenzene	-	0 / 22				<	0.8	U	<	0.8	U	<	0.8	U	<	0.99	U	<	0.48	U	<	0.48	U
1,3-Dinitrobenzene	0.63	1 / 22				<	0.8	U	<	0.8	U	<	0.8	U	<	0.4	U	<	0.48	U	<	0.48	U
2,4,6-Trinitrotoluene	-	0 / 22				<	0.8	U	<	0.8	U	<	0.8	U	<	0.4	U	<	0.48	U	<	0.48	U
2,4-Dinitrotoluene	-	0 / 22				<	0.8	U	<	0.8	U	<	0.8	U	<	0.4	U	<	0.48	U	<	0.48	U
2,6-Dinitrotoluene	-	0 / 22	**Not Sampled**			<	0.8	U	<	0.8	U	<	0.8	U	<	0.2	U	<	0.48	U	<	0.48	U
2-Amino-4,6-dinitrotoluene	-	0 / 22	**in 2014, 2015, 2016,**			<	0.8	U	<	0.8	U	<	0.8	U	<	0.2	U	<	0.48	U	<	0.48	U
2-Nitrotoluene	-	0 / 18	**2017, 2018**			<	0.8	U	<	0.8	U	<	0.8	U	<	0.4	U	<	0.48	U	<	0.48	U
3-Nitrotoluene	-	0 / 18				<	0.8	U	<	0.8	U	<	0.8	U	<	0.4	U	<	0.48	U	<	0.48	U
4-Amino-2,6-dinitrotoluene	-	0 / 18				<	1.4	U	<	1.4	U	<	0.8	U	<	0.2	U	<	0.48	U	<	0.48	U
4-Nitrotoluene	-	0 / 18				<	0.8	U	<	0.8	U	<	0.8	U	<	0.99	U	<	0.48	U	<	0.48	U
HMX	0.952	10 / 22				0.14	0.8	J	0.11	0.8	J	<	0.8	U	0.16	0.4	J	<	0.48	U	<	0.48	U
MNX	-	0 / 10				<	0.8	U	<	0.8	U	<	0.8	U	<	2	U	<	0.48	U	<	0.48	U
Nitrobenzene	-	0 / 22				<	0.8	U	<	0.8	U	<	0.8	U	<	0.4	U	<	0.48	U	<	0.48	U
RDX	1.13	2 / 22				<	0.8	U	<	0.8	U	<	0.8	U	<	0.2	U	<	0.48	U	<	0.48	U
Tetryl	-	0 / 20				<	1.6	U	<	0.8	U	<	0.8	U	<	0.24	U	<	0.48	U	<	0.48	U

Notes:
< = less than reporting limit
µg/L = micrograms per liter
HMX = octahydro-1,3,5,7-tetranitro-1,3,5,7-tetrazocine
ID = identification number
J = estimated
LOQ = limit of quantification
MNX = mono-nitroso-RDX
NA = not analyzed
NRL = no reporting limit
Qual = qualifier
RDX = hexahydro-1,3,5-trinitro-1,3,5-triazine
RL = reporting limit
U = nondetect

TABLE E.1.3-3
CORNHUSKER ARMY AMMUNITION PLANT
WELL CA212 EXPLOSIVES

FIELD ID			CA212			CA212			CA212			CA212			CA212			CA212			CA212		
METHOD	Maximum	Detection	SW846 M8330			SW846 M8330			SW846 M8330			SW846 M8330			SW846 M8330			SW846 M8330			SW846 M8330		
COLLECT DATE	Detection	Frequency	3/9/2007			3/10/2006			3/10/2005			3/12/2004			3/14/2003			3/19/2002			3/19/2001		
			Result	RL	Qual	Result	RL	Qual	Result	RL	Qual	Result	RL	Qual	Result	RL	Qual	Result	RL	Qual	Result	RL	Qual
EXPLOSIVES (µg/L)																							
1,3,5-Trinitrobenzene	-	0 / 22	<	0.5	U	<	0.48	U	<	0.52	U	<	0.29	U	<	0.29	U	<	0.42	U	<	0.8	U
1,3-Dinitrobenzene	0.63	1 / 22	<	0.5	U	<	0.48	U	<	0.52	U	<	0.29	U	<	0.19	U	<	0.28	U	<	0.8	U
2,4,6-Trinitrotoluene	-	0 / 22	<	0.5	U	<	0.48	U	<	0.52	U	<	0.29	U	<	0.24	U	<	0.35	U	<	0.8	U
2,4-Dinitrotoluene	-	0 / 22	<	0.5	U	<	0.48	U	<	0.52	U	<	0.56	U	<	0.19	U	<	0.28	U	<	0.8	U
2,6-Dinitrotoluene	-	0 / 22	<	0.5	U	<	0.48	U	<	0.52	U	<	0.56	U	<	0.74	U	<	1.1	U	<	0.8	U
2-Amino-4,6-dinitrotoluene	-	0 / 22	<	0.5	U	<	0.48	U	<	0.52	U	<	0.56	U	<	0.3	U	<	0.44	U	<	0.8	U
2-Nitrotoluene	-	0 / 18	<	0.5	U	<	0.48	U	<	0.52	U	<	0.56	U	<	0.59	U	<	0.86	U	<	0.8	U
3-Nitrotoluene	-	0 / 18	<	0.5	U	<	0.48	U	<	0.52	U	<	0.56	U	<	0.37	U	<	0.54	U	<	0.8	U
4-Amino-2,6-dinitrotoluene	-	0 / 18	<	0.5	U	<	0.48	U	<	0.52	U	<	0.56	U	<	0.5	U	<	0.74	U	<	0.8	U
4-Nitrotoluene	-	0 / 18	<	0.5	U	<	0.48	U	<	0.52	U	<	0.9	U	<	1.2	U	<	1.8	U	<	0.8	U
HMX	0.952	10 / 22	<	0.5	U	<	0.48	U	<	0.52	U	0.45	0.7	J	0.39	0.82	J	<	1.2	U	<	1	U
MNX	-	0 / 10	<	0.5	U	<	0.48	U	<	0.52	U	<	0.29	U		NA			NA			NA	
Nitrobenzene	-	0 / 22	<	0.5	U	<	0.48	U	<	0.52	U	<	0.29	U	<	0.34	U	<	0.49	U	<	0.8	U
RDX	1.13	2 / 22	<	0.5	U	<	0.48	U	<	0.52	U	<	0.29	U	0.31	0.48	J	<	0.70	U	<	0.8	U
Tetryl	-	0 / 20	<	0.5	U	<	0.48	U	<	0.52	U	<	0.56	U	<	0.79	U	<	1.2	U	<	0.8	U

Notes:
< = less than reporting limit
µg/L = micrograms per liter
HMX = octahydro-1,3,5,7-tetranitro-1,3,5,7-tetrazocine
ID = identification number
J = estimated
LOQ = limit of quantification
MNX = mono-nitroso-RDX
NA = not analyzed
NRL = no reporting limit
Qual = qualifier
RDX = hexahydro-1,3,5-trinitro-1,3,5-triazine
RL = reporting limit
U = nondetect

TABLE E.1.3-3
CORNHUSKER ARMY AMMUNITION PLANT
WELL CA212 EXPLOSIVES

FIELD ID			CA212			CA212			CA212			CA212			CA212			CA212			CA212		
METHOD	Maximum	Detection	SW846 M8330			SW846 M8330			UW51			UW51			UW51			UW33			UW33		
COLLECT DATE	Detection	Frequency	3/10/2000			3/24/1999			6/16/1998			10/2/1997			12/10/1996			7/17/1994			6/12/1994		
			Result	RL	Qual	Result	RL	Qual	Result	RL	Qual	Result	RL	Qual	Result	RL	Qual	Result	RL	Qual	Result	RL	Qual
EXPLOSIVES (µg/L)																							
1,3,5-Trinitrobenzene	-	0 / 22	<	0.8	U	<	0.8	U	<	1.00	U	<	0.125	U	<	0.125	U	<	0.425	U	<	0.425	U
1,3-Dinitrobenzene	0.63	1 / 22	<	0.8	U	<	0.8	U	<	0.500	U	<	0.989	U	<	0.989	U	0.63	NRL		<	0.549	U
2,4,6-Trinitrotoluene	-	0 / 22	<	1.5	U	<	0.8	U	<	1.00	U	<	0.29	U	<	0.29	U	<	0.451	U	<	0.451	U
2,4-Dinitrotoluene	-	0 / 22	<	1.1	U	<	0.8	U	<	0.500	U	<	0.233	U	<	0.233	U	<	0.26	U	<	0.26	U
2,6-Dinitrotoluene	-	0 / 22	<	1.1	U	<	0.8	U	<	0.500	U	<	0.2	U	<	0.2	U	<	0.26	U	<	0.26	U
2-Amino-4,6-dinitrotoluene	-	0 / 22	<	1	U	<	0.8	U	<	0.500	U	<	0.173	U	<	0.173	U	<	0.244	U	<	0.244	U
2-Nitrotoluene	-	0 / 18	<	1.1	U	<	0.8	U	<	1.00	U	<	0.319	U	<	0.319	U		NA			NA	
3-Nitrotoluene	-	0 / 18	<	1.1	U	<	0.8	U	<	1.00	U	<	0.514	U	<	0.514	U		NA			NA	
4-Amino-2,6-dinitrotoluene	-	0 / 18	<	1	U	<	0.8	U	<	1.00	U	<	0.309	U	<	0.309	U		NA			NA	
4-Nitrotoluene	-	0 / 18	<	1.1	U	<	0.8	U	<	1.00	U	<	0.368	U	<	0.368	U		NA			NA	
HMX	0.952	10 / 22	0.4	0.8	J	<	0.8	U	<	0.500	U	0.66	0.16		0.45	0.16		0.952	NRL		0.668	NRL	
MNX	-	0 / 10		NA			NA			NA			NA			NA			NA			NA	
Nitrobenzene	-	0 / 22	<	0.8	U	<	0.8	U	<	0.500	U	<	0.231	U	<	0.231	U	<	0.817	U	<	0.817	U
RDX	1.13	2 / 22	<	0.8	U	<	0.8	U	<	1.00	U	<	0.558	U	<	0.558	U	1.13	NRL		<	0.412	U
Tetryl	-	0 / 20	<	1.3	U	<	0.8	U	<	0.500	U	<	0.253	U	<	0.253	U	<	1.18	U	<	1.18	U

Notes:
< = less than reporting limit
µg/L = micrograms per liter
HMX = octahydro-1,3,5,7-tetranitro-1,3,5,7-tetrazocine
ID = identification number
J = estimated
LOQ = limit of quantification
MNX = mono-nitroso-RDX
NA = not analyzed
NRL = no reporting limit
Qual = qualifier
RDX = hexahydro-1,3,5-trinitro-1,3,5-triazine
RL = reporting limit
U = nondetect

TABLE E.1.3-3
CORNHUSKER ARMY AMMUNITION PLANT
WELL CA212 EXPLOSIVES

FIELD ID			CA212			CA212		
METHOD	Maximum	Detection	UW32			UW32		
COLLECT DATE	Detection	Frequency	10/8/1992			9/4/1992		
			Result	RL	Qual	Result	RL	Qual
EXPLOSIVES (µg/L)								
1,3,5-Trinitrobenzene	-	0 / 22	<	0.449	U	<	0.449	U
1,3-Dinitrobenzene	0.63	1 / 22	<	0.611	U	<	0.611	U
2,4,6-Trinitrotoluene	-	0 / 22	<	0.635	U	<	0.635	U
2,4-Dinitrotoluene	-	0 / 22	<	0.064	U	<	0.064	U
2,6-Dinitrotoluene	-	0 / 22	<	0.074	U	<	0.074	U
2-Amino-4,6-dinitrotoluene	-	0 / 22	<	0.158	U	<	0.158	U
2-Nitrotoluene	-	0 / 18		NA			NA	
3-Nitrotoluene	-	0 / 18		NA			NA	
4-Amino-2,6-dinitrotoluene	-	0 / 18		NA			NA	
4-Nitrotoluene	-	0 / 18		NA			NA	
HMX	0.952	10 / 22	<	1.21	U	<	1.21	U
MNX	-	0 / 10		NA			NA	
Nitrobenzene	-	0 / 22	<	0.645	U	<	0.645	U
RDX	1.13	2 / 22	<	1.17	U	<	1.17	U
Tetryl	-	0 / 20		NA			NA	

Notes:
< = less than reporting limit
µg/L = micrograms per liter
HMX = octahydro-1,3,5,7-tetranitro-1,3,5,7-tetrazocine
ID = identification number
J = estimated
LOQ = limit of quantification
MNX = mono-nitroso-RDX
NA = not analyzed
NRL = no reporting limit
Qual = qualifier
RDX = hexahydro-1,3,5-trinitro-1,3,5-triazine
RL = reporting limit
U = nondetect

TABLE E.1.3-4
CORNHUSKER ARMY AMMUNITION PLANT
WELL CA213-EXPLOSIVES

FIELD ID			CA213			CA213			CA213			CA213			CA213			CA213			CA213		
METHOD	Maximum	Detection	SW846 M8330			SW846 M8330			SW846 M8330			SW846 M8330			SW846 M8330			SW846 M8330			SW846 M8330		
COLLECT DATE	Detection	Frequency	None			3/7/2013			3/1/2012			3/4/2011			3/11/2010			3/5/2009			3/7/2008		
			Result	RL	Qual	Result	RL	Qual	Result	RL	Qual	Result	RL	Qual	Result	RL	Qual	Result	RL	Qual	Result	RL	Qual
EXPLOSIVES (µg/L)																							
1,3,5-Trinitrobenzene	-	0 / 22				<	0.8	U	<	0.8	U	<	0.8	U	<	0.98	U	<	0.48	U	<	0.48	U
1,3-Dinitrobenzene	-	0 / 22				<	0.8	U	<	0.8	U	<	0.8	U	<	0.39	U	<	0.48	U	<	0.48	U
2,4,6-Trinitrotoluene	-	0 / 22				<	0.8	U	<	0.8	U	<	0.8	U	<	0.39	U	<	0.48	U	<	0.48	U
2,4-Dinitrotoluene	-	0 / 22				<	0.8	U	<	0.8	U	<	0.8	U	<	0.39	U	<	0.48	U	<	0.48	U
2,6-Dinitrotoluene	-	0 / 22	**Not Sampled**			<	0.8	U	<	0.8	U	<	0.8	U	<	0.2	U	<	0.48	U	<	0.48	U
2-Amino-4,6-dinitrotoluene	-	0 / 22	**in 2014, 2015, 2016,**			<	0.8	U	<	0.8	U	<	0.8	U	<	0.2	U	<	0.48	U	<	0.48	U
2-Nitrotoluene	-	0 / 18	**2017, 2018**			<	0.8	U	<	0.8	U	<	0.8	U	<	0.39	U	<	0.48	U	<	0.48	U
3-Nitrotoluene	-	0 / 18				<	0.8	U	<	0.8	U	<	0.8	U	<	0.39	U	<	0.48	U	<	0.48	U
4-Amino-2,6-dinitrotoluene	-	0 / 18				<	1.4	U	<	1.4	U	<	0.8	U	<	0.2	U	<	0.48	U	<	0.48	U
4-Nitrotoluene	-	0 / 18				<	0.8	U	<	0.8	U	<	0.8	U	<	0.98	U	<	0.48	U	<	0.48	U
HMX	-	0 / 22				<	0.8	U	<	0.8	U	<	0.8	U	<	0.39	U	<	0.48	U	<	0.48	U
MNX	-	0 / 10				<	0.8	U	<	0.8	U	<	0.8	U	<	2	U	<	0.48	U	<	0.48	U
Nitrobenzene	-	0 / 22				<	0.8	U	<	0.8	U	<	0.8	U	<	0.39	U	<	0.48	U	<	0.48	U
RDX	-	0 / 22				<	0.8	U	<	0.8	U	<	0.8	U	<	0.2	U	<	0.48	U	<	0.48	U
Tetryl	-	0 / 20				<	1.6	U	<	0.8	U	<	0.8	U	<	0.24	U	<	0.48	U	<	0.48	U

Notes:
< = less than reporting limit
µg/L = micrograms per liter
HMX = octahydro-1,3,5,7-tetranitro-1,3,5,7-tetrazocine
ID = identification number
J = estimated
LOQ = limit of quantification
MNX = mono-nitroso-RDX
NA = not analyzed
NRL = no reporting limit
Qual = qualifier
RDX = hexahydro-1,3,5-trinitro-1,3,5-triazine
RL = reporting limit
U = nondetect

TABLE E.1.3-4
CORNHUSKER ARMY AMMUNITION PLANT
WELL CA213-EXPLOSIVES

FIELD ID			CA213			CA213			CA213			CA213			CA213			CA213			CA213		
METHOD	Maximum	Detection	SW846 M8330			SW846 M8330			SW846 M8330			SW846 M8330			SW846 M8330			SW846 M8330			SW846 M8330		
COLLECT DATE	Detection	Frequency	3/9/2007			3/10/2006			3/10/2005			3/12/2004			3/14/2003			3/19/2002			3/19/2001		
			Result	RL	Qual	Result	RL	Qual	Result	RL	Qual	Result	RL	Qual	Result	RL	Qual	Result	RL	Qual	Result	RL	Qual
EXPLOSIVES (µg/L)																							
1,3,5-Trinitrobenzene	-	0 / 22	<	0.49	U	<	0.48	U	<	0.49	U	<	0.51	U	<	0.24	U	<	0.36	U	<	0.8	U
1,3-Dinitrobenzene	-	0 / 22	<	0.49	U	<	0.48	U	<	0.49	U	<	0.51	U	<	0.16	U	<	0.24	U	<	0.8	U
2,4,6-Trinitrotoluene	-	0 / 22	<	0.49	U	<	0.48	U	<	0.49	U	<	0.51	U	<	0.2	U	<	0.30	U	<	0.8	U
2,4-Dinitrotoluene	-	0 / 22	<	0.49	U	<	0.48	U	<	0.49	U	<	0.99	U	<	0.16	U	<	0.24	U	<	0.8	U
2,6-Dinitrotoluene	-	0 / 22	<	0.49	U	<	0.48	U	<	0.49	U	<	0.99	U	<	0.62	U	<	0.93	U	<	0.8	U
2-Amino-4,6-dinitrotoluene	-	0 / 22	<	0.49	U	<	0.48	U	<	0.49	U	<	0.99	U	<	0.25	U	<	0.38	U	<	0.8	U
2-Nitrotoluene	-	0 / 18	<	0.49	U	<	0.48	U	<	0.49	U	<	0.99	U	<	0.49	U	<	0.74	U	<	0.8	U
3-Nitrotoluene	-	0 / 18	<	0.49	U	<	0.48	U	<	0.49	U	<	0.99	U	<	0.31	U	<	0.46	U	<	0.8	U
4-Amino-2,6-dinitrotoluene	-	0 / 18	<	0.49	U	<	0.48	U	<	0.49	U	<	0.99	U	<	0.42	U	<	0.63	U	<	0.8	U
4-Nitrotoluene	-	0 / 18	<	0.49	U	<	0.48	U	<	0.49	U	<	1.6	U	<	1	U	<	1.5	U	<	0.8	U
HMX	-	0 / 22	<	0.49	U	<	0.48	U	<	0.49	U	<	1.2	U	<	0.68	U	<	1.0	U	<	1	U
MNX	-	0 / 10	<	0.49	U	<	0.48	U	<	0.49	U	<	0.51	U		NA			NA			NA	
Nitrobenzene	-	0 / 22	<	0.49	U	<	0.48	U	<	0.49	U	<	0.51	U	<	0.28	U	<	0.42	U	<	0.8	U
RDX	-	0 / 22	<	0.49	U	<	0.48	U	<	0.49	U	<	0.51	U	<	0.4	U	<	0.60	U	<	0.8	U
Tetryl	-	0 / 20	<	0.49	U	<	0.48	U	<	0.49	U	<	0.99	U	<	0.66	U	<	0.99	U	<	0.8	U

Notes:
< = less than reporting limit
µg/L = micrograms per liter
HMX = octahydro-1,3,5,7-tetranitro-1,3,5,7-tetrazocine
ID = identification number
J = estimated
LOQ = limit of quantification
MNX = mono-nitroso-RDX
NA = not analyzed
NRL = no reporting limit
Qual = qualifier
RDX = hexahydro-1,3,5-trinitro-1,3,5-triazine
RL = reporting limit
U = nondetect

TABLE E.1.3-4
CORNHUSKER ARMY AMMUNITION PLANT
WELL CA213-EXPLOSIVES

FIELD ID			CA213			CA213			CA213			CA213			CA213			CA213			CA213		
METHOD	Maximum	Detection	SW846 M8330			SW846 M8330			UW51			UW51			UW51			UW33			UW33		
COLLECT DATE	Detection	Frequency	3/10/2000			3/24/1999			6/16/1998			10/2/1997			12/10/1996			7/17/1994			6/12/1994		
			Result	RL	Qual	Result	RL	Qual	Result	RL	Qual	Result	RL	Qual	Result	RL	Qual	Result	RL	Qual	Result	RL	Qual
EXPLOSIVES (µg/L)																							
1,3,5-Trinitrobenzene	-	0 / 22	<	0.8	U	<	0.8	U	<	1.00	U	<	0.125	U	<	0.125	U	<	0.425	U	<	0.425	U
1,3-Dinitrobenzene	-	0 / 22	<	0.8	U	<	0.8	U	<	0.500	U	<	0.989	U	<	0.989	U	<	0.549	U	<	0.549	U
2,4,6-Trinitrotoluene	-	0 / 22	<	1.5	U	<	0.8	U	<	1.00	U	<	0.29	U	<	0.29	U	<	0.451	U	<	0.451	U
2,4-Dinitrotoluene	-	0 / 22	<	1.1	U	<	0.8	U	<	0.500	U	<	0.233	U	<	0.233	U	<	0.26	U	<	0.26	U
2,6-Dinitrotoluene	-	0 / 22	<	1.1	U	<	0.8	U	<	0.500	U	<	0.2	U	<	0.2	U	<	0.26	U	<	0.26	U
2-Amino-4,6-dinitrotoluene	-	0 / 22	<	1	U	<	0.8	U	<	0.500	U	<	0.173	U	<	0.173	U	<	0.244	U	<	0.244	U
2-Nitrotoluene	-	0 / 18	<	1.1	U	<	0.8	U	<	1.00	U	<	0.319	U	<	0.319	U		NA			NA	
3-Nitrotoluene	-	0 / 18	<	1.1	U	<	0.8	U	<	1.00	U	<	0.514	U	<	0.514	U		NA			NA	
4-Amino-2,6-dinitrotoluene	-	0 / 18	<	1	U	<	0.8	U	<	1.00	U	<	0.309	U	<	0.309	U		NA			NA	
4-Nitrotoluene	-	0 / 18	<	1.1	U	<	0.8	U	<	1.00	U	<	0.368	U	<	0.368	U		NA			NA	
HMX	-	0 / 22	<	0.8	U	<	0.8	U	<	0.500	U	<	0.16	U	<	0.16	U	<	0.563	U	<	0.563	U
MNX	-	0 / 10		NA			NA			NA			NA			NA			NA			NA	
Nitrobenzene	-	0 / 22	<	0.8	U	<	0.8	U	<	0.500	U	<	0.231	U	<	0.231	U	<	0.817	U	<	0.817	U
RDX	-	0 / 22	<	0.8	U	<	0.8	U	<	1.00	U	<	0.558	U	<	0.558	U	<	0.412	U	<	0.412	U
Tetryl	-	0 / 20	<	1.3	U	<	0.8	U	<	0.500	U	<	0.253	U	<	0.253	U	<	1.18	U	<	1.18	U

Notes:
< = less than reporting limit
µg/L = micrograms per liter
HMX = octahydro-1,3,5,7-tetranitro-1,3,5,7-tetrazocine
ID = identification number
J = estimated
LOQ = limit of quantification
MNX = mono-nitroso-RDX
NA = not analyzed
NRL = no reporting limit
Qual = qualifier
RDX = hexahydro-1,3,5-trinitro-1,3,5-triazine
RL = reporting limit
U = nondetect

TABLE E.1.3-4
CORNHUSKER ARMY AMMUNITION PLANT
WELL CA213-EXPLOSIVES

FIELD ID			CA213			CA213		
METHOD	Maximum	Detection	UW32			UW32		
COLLECT DATE	Detection	Frequency	10/7/1992			9/7/1992		
			Result	RL	Qual	Result	RL	Qual
EXPLOSIVES (µg/L)								
1,3,5-Trinitrobenzene	-	0 / 22	<	0.449	U	<	0.449	U
1,3-Dinitrobenzene	-	0 / 22	<	0.611	U	<	0.611	U
2,4,6-Trinitrotoluene	-	0 / 22	<	0.635	U	<	0.635	U
2,4-Dinitrotoluene	-	0 / 22	<	0.064	U	<	0.064	U
2,6-Dinitrotoluene	-	0 / 22	<	0.074	U	<	0.074	U
2-Amino-4,6-dinitrotoluene	-	0 / 22	<	0.158	U	<	0.158	U
2-Nitrotoluene	-	0 / 18		NA			NA	
3-Nitrotoluene	-	0 / 18		NA			NA	
4-Amino-2,6-dinitrotoluene	-	0 / 18		NA			NA	
4-Nitrotoluene	-	0 / 18		NA			NA	
HMX	-	0 / 22	<	1.21	U	<	1.21	U
MNX	-	0 / 10		NA			NA	
Nitrobenzene	-	0 / 22	<	0.645	U	<	0.645	U
RDX	-	0 / 22	<	1.17	U	<	1.17	U
Tetryl	-	0 / 20		NA			NA	

Notes:
< = less than reporting limit
µg/L = micrograms per liter
HMX = octahydro-1,3,5,7-tetranitro-1,3,5,7-tetrazocine
ID = identification number
J = estimated
LOQ = limit of quantification
MNX = mono-nitroso-RDX
NA = not analyzed
NRL = no reporting limit
Qual = qualifier
RDX = hexahydro-1,3,5-trinitro-1,3,5-triazine
RL = reporting limit
U = nondetect

TABLE E.1.3-5
CORNHUSKER ARMY AMMUNITION PLANT
WELL CA220-EXPLOSIVES

FIELD ID			CA220			CA220			CA220			CA220			CA220			CA220			CA220		
METHOD	Maximum	Detection	SW846 M8330			SW846 M8330			SW846 M8330			SW846 M8330			SW846 M8330			SW846 M8330			SW846 M8330		
COLLECT DATE	Detection	Frequency	None			None			None			None			None			None			3/18/2002		
			Result	RL	Qual	Result	RL	Qual	Result	RL	Qual	Result	RL	Qual	Result	RL	Qual	Result	RL	Qual	Result	RL	Qual
EXPLOSIVES (µg/L)																							
1,3,5-Trinitrobenzene	-	0 / 8																			<	0.46	U
1,3-Dinitrobenzene	-	0 / 8																			<	0.31	U
2,4,6-Trinitrotoluene	-	0 / 8																			<	0.38	U
2,4-Dinitrotoluene	-	0 / 8																			<	0.31	U
2,6-Dinitrotoluene	-	0 / 8	**Abandoned**			**No 2007 Sample**			**No 2006 Sample**			**No 2005 Sample**			**No 2004 Sample**			**No 2003 Sample**			<	1.2	U
2-Amino-4,6-dinitrotoluene	-	0 / 8	**2008**			**Well Dry**			**Well Dry**			**Well Dry**			**Well Dry**			**Well Dry**			<	0.48	U
2-Nitrotoluene	-	0 / 4																			<	0.94	U
3-Nitrotoluene	-	0 / 4																			<	0.59	U
4-Amino-2,6-dinitrotoluene	-	0 / 4																			<	0.81	U
4-Nitrotoluene	-	0 / 4																			<	1.9	U
HMX	-	0 / 8																			<	1.3	U
MNX	-	0 / 0																				NA	
Nitrobenzene	-	0 / 8																			<	0.54	U
RDX	-	0 / 8																			<	0.77	U
Tetryl	-	0 / 6																			<	1.3	U

Notes:
< = less than reporting limit
µg/L = micrograms per liter
HMX = octahydro-1,3,5,7-tetranitro-1,3,5,7-tetrazocine
ID = identification number
J = estimated
LOQ = limit of quantification
MNX = mono-nitroso-RDX
NA = not analyzed
NRL = no reporting limit
Qual = qualifier
RDX = hexahydro-1,3,5-trinitro-1,3,5-triazine
RL = reporting limit
U = nondetect

TABLE E.1.3-5
CORNHUSKER ARMY AMMUNITION PLANT
WELL CA220-EXPLOSIVES

FIELD ID			CA220			CA220			CA220			CA220			CA220			CA220			CA220		
METHOD	Maximum	Detection	SW846 M8330			SW846 M8330			SW846 M8330			UW51			UW33			UW33			UW32		
COLLECT DATE	Detection	Frequency	3/20/2001			3/10/2000			3/23/1999			6/13/1998			7/14/1994			6/11/1994			10/10/1992		
			Result	RL	Qual	Result	RL	Qual	Result	RL	Qual	Result	RL	Qual	Result	RL	Qual	Result	RL	Qual	Result	RL	Qual
EXPLOSIVES (µg/L)																							
1,3,5-Trinitrobenzene	-	0 / 8	<	0.8	U	<	0.8	U	<	0.8	U	<	1.00	U	<	0.425	U	<	0.425	U	<	0.449	U
1,3-Dinitrobenzene	-	0 / 8	<	0.8	U	<	0.8	U	<	0.8	U	<	0.500	U	<	0.549	U	<	0.549	U	<	0.611	U
2,4,6-Trinitrotoluene	-	0 / 8	<	0.8	U	<	1.5	U	<	0.8	U	<	1.00	U	<	0.451	U	<	0.451	U	<	0.635	U
2,4-Dinitrotoluene	-	0 / 8	<	0.8	U	<	1.1	U	<	0.8	U	<	0.500	U	<	0.26	U	<	0.26	U	<	0.064	U
2,6-Dinitrotoluene	-	0 / 8	<	0.8	U	<	1.1	U	<	0.8	U	<	0.500	U	<	0.26	U	<	0.26	U	<	0.074	U
2-Amino-4,6-dinitrotoluene	-	0 / 8	<	0.8	U	<	1	U	<	0.8	U	<	0.500	U	<	0.244	U	<	0.244	U	<	0.158	U
2-Nitrotoluene	-	0 / 4	<	0.8	U	<	1.1	U	<	0.8	U	<	1.00	U		NA			NA			NA	
3-Nitrotoluene	-	0 / 4	<	0.8	U	<	1.1	U	<	0.8	U	<	1.00	U		NA			NA			NA	
4-Amino-2,6-dinitrotoluene	-	0 / 4	<	0.8	U	<	1	U	<	0.8	U	<	1.00	U		NA			NA			NA	
4-Nitrotoluene	-	0 / 4	<	0.8	U	<	1.1	U	<	0.8	U	<	1.00	U		NA			NA			NA	
HMX	-	0 / 8	<	1	U	<	0.8	U	<	0.8	U	<	0.500	U	<	0.563	U	<	0.563	U	<	1.21	U
MNX	-	0 / 0		NA			NA			NA			NA			NA			NA			NA	
Nitrobenzene	-	0 / 8	<	0.8	U	<	0.8	U	<	0.8	U	<	0.500	U	<	0.817	U	<	0.817	U	<	0.645	U
RDX	-	0 / 8	<	0.8	U	<	0.8	U	<	0.8	U	<	1.00	U	<	0.412	U	<	0.412	U	<	1.17	U
Tetryl	-	0 / 6	<	0.8	U	<	1.3	U	<	0.8	U	<	0.500	U	<	1.18	U	<	1.18	U		NA	

Notes:
< = less than reporting limit
µg/L = micrograms per liter
HMX = octahydro-1,3,5,7-tetranitro-1,3,5,7-tetrazocine
ID = identification number
J = estimated
LOQ = limit of quantification
MNX = mono-nitroso-RDX
NA = not analyzed
NRL = no reporting limit
Qual = qualifier
RDX = hexahydro-1,3,5-trinitro-1,3,5-triazine
RL = reporting limit
U = nondetect

TABLE E.1.3-5
CORNHUSKER ARMY AMMUNITION PLANT
WELL CA220-EXPLOSIVES

FIELD ID				CA220	
METHOD	Maximum	Detection		UW32	
COLLECT DATE	Detection	Frequency		9/2/1992	
			Result	RL	Qual
EXPLOSIVES (µg/L)					
1,3,5-Trinitrobenzene	-	0 / 8	<	0.449	U
1,3-Dinitrobenzene	-	0 / 8	<	0.611	U
2,4,6-Trinitrotoluene	-	0 / 8	<	0.635	U
2,4-Dinitrotoluene	-	0 / 8	<	0.064	U
2,6-Dinitrotoluene	-	0 / 8	<	0.074	U
2-Amino-4,6-dinitrotoluene	-	0 / 8	<	0.158	U
2-Nitrotoluene	-	0 / 4		NA	
3-Nitrotoluene	-	0 / 4		NA	
4-Amino-2,6-dinitrotoluene	-	0 / 4		NA	
4-Nitrotoluene	-	0 / 4		NA	
HMX	-	0 / 8	<	1.21	U
MNX	-	0 / 0		NA	
Nitrobenzene	-	0 / 8	<	0.645	U
RDX	-	0 / 8	<	1.17	U
Tetryl	-	0 / 6		NA	

Notes:
< = less than reporting limit
µg/L = micrograms per liter
HMX = octahydro-1,3,5,7-tetranitro-1,3,5,7-tetrazocine
ID = identification number
J = estimated
LOQ = limit of quantification
MNX = mono-nitroso-RDX
NA = not analyzed
NRL = no reporting limit
Qual = qualifier
RDX = hexahydro-1,3,5-trinitro-1,3,5-triazine
RL = reporting limit
U = nondetect

TABLE E.1.3-6
CORNHUSKER ARMY AMMUNITION PLANT
WELL CA221-EXPLOSIVES

FIELD ID			CA221			CA221			CA221			CA221			CA221			CA221			CA221		
METHOD	Maximum	Detection	SW846 M8330			SW846 M8330			SW846 M8330			SW846 M8330			SW846 M8330			SW846 M8330			SW846 M8330		
COLLECT DATE	Detection	Frequency	None			None			3/13/2006			3/14/2005			3/11/2004			3/14/2003			3/18/2002		
			Result	RL	Qual	Result	RL	Qual	Result	RL	Qual	Result	RL	Qual	Result	RL	Qual	Result	RL	Qual	Result	RL	Qual
EXPLOSIVES (µg/L)																							
1,3,5-Trinitrobenzene	-	0 / 13							<	0.48	U	<	0.48	U	<	0.4	U	<	0.26	U	<	0.48	U
1,3-Dinitrobenzene	-	0 / 13							<	0.48	U	<	0.48	U	<	0.4	U	<	0.18	U	<	0.32	U
2,4,6-Trinitrotoluene	-	0 / 13							<	0.48	U	<	0.48	U	<	0.4	U	<	0.22	U	<	0.40	U
2,4-Dinitrotoluene	-	0 / 13							<	0.48	U	<	0.48	U	<	0.78	U	<	0.18	U	<	0.32	U
2,6-Dinitrotoluene	-	0 / 13	**Abandoned**			**Not Sampled**			<	0.48	U	<	0.48	U	<	0.78	U	<	0.68	U	<	1.2	U
2-Amino-4,6-dinitrotoluene	-	0 / 13	**2008**			**in 2007**			<	0.48	U	<	0.48	U	<	0.78	U	<	0.28	U	<	0.50	U
2-Nitrotoluene	-	0 / 9							<	0.48	U	<	0.48	U	<	0.78	U	<	0.54	U	<	0.98	U
3-Nitrotoluene	-	0 / 9							<	0.48	U	<	0.48	U	<	0.78	U	<	0.34	U	<	0.62	U
4-Amino-2,6-dinitrotoluene	-	0 / 9							<	0.48	U	<	0.48	U	<	0.78	U	<	0.46	U	<	0.84	U
4-Nitrotoluene	-	0 / 9							<	0.48	U	<	0.48	U	<	1.3	U	<	1.1	U	<	2.0	U
HMX	-	0 / 13							<	0.48	U	<	0.48	U	<	0.98	U	<	0.75	U	<	1.4	U
MNX	-	0 / 3								0.48	U	<	0.48	U	<	0.4	U		NA			NA	
Nitrobenzene	-	0 / 13							<	0.48	U	<	0.48	U	<	0.4	U	<	0.31	U	<	0.56	U
RDX	0.543	2 / 13							<	0.48	U	<	0.48	U	<	0.4	U	0.19	0.44	J	<	0.80	U
Tetryl	-	0 / 11							<	0.48	U	<	0.48	U	<	0.78	U	<	0.73	U	<	1.3	U

Notes:
< = less than reporting limit
µg/L = micrograms per liter
HMX = octahydro-1,3,5,7-tetranitro-1,3,5,7-tetrazocine
ID = identification number
J = estimated
LOQ = limit of quantification
MNX = mono-nitroso-RDX
NA = not analyzed
NRL = no reporting limit
Qual = qualifier
RDX = hexahydro-1,3,5-trinitro-1,3,5-triazine
RL = reporting limit
U = nondetect

TABLE E.1.3-6
CORNHUSKER ARMY AMMUNITION PLANT
WELL CA221-EXPLOSIVES

FIELD ID			CA221			CA221			CA221			CA221			CA221			CA221			CA221		
METHOD	Maximum	Detection	SW846 M8330			SW846 M8330			SW846 M8330			UW51			UW33			UW33			UW32		
COLLECT DATE	Detection	Frequency	3/20/2001			3/10/2000			3/23/1999			6/13/1998			7/14/1994			6/11/1994			10/10/1992		
			Result	RL	Qual	Result	RL	Qual	Result	RL	Qual	Result	RL	Qual	Result	RL	Qual	Result	RL	Qual	Result	RL	Qual
EXPLOSIVES (µg/L)																							
1,3,5-Trinitrobenzene	-	0 / 13	<	0.8	U	<	0.8	U	<	0.8	U	<	1.00	U	<	0.425	U	<	0.425	U	<	0.449	U
1,3-Dinitrobenzene	-	0 / 13	<	0.8	U	<	0.8	U	<	0.8	U	<	0.500	U	<	0.549	U	<	0.549	U	<	0.611	U
2,4,6-Trinitrotoluene	-	0 / 13	<	0.8	U	<	1.5	U	<	0.8	U	<	1.00	U	<	0.451	U	<	0.451	U	<	0.635	U
2,4-Dinitrotoluene	-	0 / 13	<	0.8	U	<	1.1	U	<	0.8	U	<	0.500	U	<	0.26	U	<	0.26	U	<	0.064	U
2,6-Dinitrotoluene	-	0 / 13	<	0.8	U	<	1.1	U	<	0.8	U	<	0.500	U	<	0.26	U	<	0.26	U	<	0.074	U
2-Amino-4,6-dinitrotoluene	-	0 / 13	<	0.8	U	<	1	U	<	0.8	U	<	0.500	U	<	0.244	U	<	0.244	U	<	0.158	U
2-Nitrotoluene	-	0 / 9	<	0.8	U	<	1.1	U	<	0.8	U	<	1.00	U		NA			NA			NA	
3-Nitrotoluene	-	0 / 9	<	0.8	U	<	1.1	U	<	0.8	U	<	1.00	U		NA			NA			NA	
4-Amino-2,6-dinitrotoluene	-	0 / 9	<	0.8	U	<	1	U	<	0.8	U	<	1.00	U		NA			NA			NA	
4-Nitrotoluene	-	0 / 9	<	0.8	U	<	1.1	U	<	0.8	U	<	1.00	U		NA			NA			NA	
HMX	-	0 / 13	<	1	U	<	0.8	U	<	0.8	U	<	0.500	U	<	0.563	U	<	0.563	U	<	1.21	U
MNX	-	0 / 3		NA			NA			NA			NA			NA			NA			NA	
Nitrobenzene	-	0 / 13	<	0.8	U	<	0.8	U	<	0.8	U	<	0.500	U	<	0.817	U	<	0.817	U	<	0.645	U
RDX	0.543	2 / 13	<	0.8	U	<	0.8	U	<	0.8	U	<	1.00	U	0.543	NRL		<	0.412	U	<	1.17	U
Tetryl	-	0 / 11	<	0.8	U	<	1.3	U	<	0.8	U	<	0.500	U	<	1.18	U	<	1.18	U		NA	

Notes:
< = less than reporting limit
µg/L = micrograms per liter
HMX = octahydro-1,3,5,7-tetranitro-1,3,5,7-tetrazocine
ID = identification number
J = estimated
LOQ = limit of quantification
MNX = mono-nitroso-RDX
NA = not analyzed
NRL = no reporting limit
Qual = qualifier
RDX = hexahydro-1,3,5-trinitro-1,3,5-triazine
RL = reporting limit
U = nondetect

TABLE E.1.3-6
CORNHUSKER ARMY AMMUNITION PLANT
WELL CA221-EXPLOSIVES

FIELD ID				CA221	
METHOD	Maximum	Detection		UW32	
COLLECT DATE	Detection	Frequency		9/2/1992	
			Result	RL	Qual
EXPLOSIVES (µg/L)					
1,3,5-Trinitrobenzene	-	0 / 13	<	0.449	U
1,3-Dinitrobenzene	-	0 / 13	<	0.611	U
2,4,6-Trinitrotoluene	-	0 / 13	<	0.635	U
2,4-Dinitrotoluene	-	0 / 13	<	0.064	U
2,6-Dinitrotoluene	-	0 / 13	<	0.074	U
2-Amino-4,6-dinitrotoluene	-	0 / 13	<	0.158	U
2-Nitrotoluene	-	0 / 9		NA	
3-Nitrotoluene	-	0 / 9		NA	
4-Amino-2,6-dinitrotoluene	-	0 / 9		NA	
4-Nitrotoluene	-	0 / 9		NA	
HMX	-	0 / 13	<	1.21	U
MNX	-	0 / 3		NA	
Nitrobenzene	-	0 / 13	<	0.645	U
RDX	0.543	2 / 13	<	1.17	U
Tetryl	-	0 / 11		NA	

Notes:
< = less than reporting limit
µg/L = micrograms per liter
HMX = octahydro-1,3,5,7-tetranitro-1,3,5,7-tetrazocine
ID = identification number
J = estimated
LOQ = limit of quantification
MNX = mono-nitroso-RDX
NA = not analyzed
NRL = no reporting limit
Qual = qualifier
RDX = hexahydro-1,3,5-trinitro-1,3,5-triazine
RL = reporting limit
U = nondetect

TABLE E.1.3-7
CORNHUSKER ARMY AMMUNITION PLANT
WELL CA222-EXPLOSIVES

FIELD ID			CA222			CA222			CA222			CA222			CA222			CA222			CA222		
METHOD	Maximum	Detection	SW846 M8330			SW846 M8330			SW846 M8330			SW846 M8330			SW846 M8330			SW846 M8330			SW846 M8330		
COLLECT DATE	Detection	Frequency	None			None			3/13/2006			3/14/2005			3/11/2004			3/14/2003			3/18/2002		
			Result	RL	Qual	Result	RL	Qual	Result	RL	Qual	Result	RL	Qual	Result	RL	Qual	Result	RL	Qual	Result	RL	Qual
EXPLOSIVES (µg/L)																							
1,3,5-Trinitrobenzene	-	0 / 13							<	0.48	U	<	0.48	U	<	0.28	U	<	0.24	U	<	0.48	U
1,3-Dinitrobenzene	-	0 / 13							<	0.48	U	<	0.48	U	<	0.28	U	<	0.16	U	<	0.32	U
2,4,6-Trinitrotoluene	-	0 / 13							<	0.48	U	<	0.48	U	<	0.28	U	<	0.2	U	<	0.40	U
2,4-Dinitrotoluene	-	0 / 13							<	0.48	U	<	0.48	U	<	0.54	U	<	0.16	U	<	0.32	U
2,6-Dinitrotoluene	-	0 / 13	**Abandoned**			**Not Sampled**			<	0.48	U	<	0.48	U	<	0.54	U	<	0.62	U	<	1.2	U
2-Amino-4,6-dinitrotoluene	-	0 / 13	**2008**			**in 2007**			<	0.48	U	<	0.48	U	<	0.54	U	<	0.25	U	<	0.50	U
2-Nitrotoluene	0.26 J	1 / 9							<	0.48	U	<	0.48	U	<	0.54	U	<	0.49	U	<	0.98	U
3-Nitrotoluene	-	0 / 9							<	0.48	U	<	0.48	U	<	0.54	U	<	0.31	U	<	0.62	U
4-Amino-2,6-dinitrotoluene	-	0 / 9							<	0.48	U	<	0.48	U	<	0.54	U	<	0.42	U	<	0.84	U
4-Nitrotoluene	-	0 / 9							<	0.48	U	<	0.48	U	<	0.87	U	<	1	U	<	2.0	U
HMX	-	0 / 13							<	0.48	U	<	0.48	U	<	0.68	U	<	0.68	U	<	1.4	U
MNX	-	0 / 3							<	0.48	U	<	0.48	U	<	0.28	U		NA			NA	
Nitrobenzene	-	0 / 13							<	0.48	U	<	0.48	U	<	0.28	U	<	0.28	U	<	0.56	U
RDX	0.17 J	1 / 13							<	0.48	U	<	0.48	U	<	0.28	U	0.17	0.4	J	<	0.80	U
Tetryl	-	0 / 11							<	0.48	U	<	0.48	U	<	0.54	U	<	0.66	U	<	1.3	U

Notes:
< = less than reporting limit
µg/L = micrograms per liter
HMX = octahydro-1,3,5,7-tetranitro-1,3,5,7-tetrazocine
ID = identification number
J = estimated
LOQ = limit of quantification
MNX = mono-nitroso-RDX
NA = not analyzed
NRL = no reporting limit
Qual = qualifier
RDX = hexahydro-1,3,5-trinitro-1,3,5-triazine
RL = reporting limit
U = nondetect

TABLE E.1.3-7
CORNHUSKER ARMY AMMUNITION PLANT
WELL CA222-EXPLOSIVES

FIELD ID			CA222			CA222			CA222			CA222			CA222			CA222			CA222		
METHOD	Maximum	Detection	SW846 M8330			SW846 M8330			SW846 M8330			UW51			UW33			UW33			UW32		
COLLECT DATE	Detection	Frequency	3/20/2001			3/10/2000			3/23/1999			6/13/1998			7/14/1994			6/11/1994			10/9/1992		
			Result	RL	Qual	Result	RL	Qual	Result	RL	Qual	Result	RL	Qual	Result	RL	Qual	Result	RL	Qual	Result	RL	Qual
EXPLOSIVES (µg/L)																							
1,3,5-Trinitrobenzene	-	0 / 13	<	0.8	U	<	0.8	U	<	0.8	U	<	1.00	U	<	0.425	U	<	0.425	U	<	0.449	U
1,3-Dinitrobenzene	-	0 / 13	<	0.8	U	<	0.8	U	<	0.8	U	<	0.500	U	<	0.549	U	<	0.549	U	<	0.611	U
2,4,6-Trinitrotoluene	-	0 / 13	<	0.8	U	<	1.5	U	<	0.8	U	<	1.00	U	<	0.451	U	<	0.451	U	<	0.635	U
2,4-Dinitrotoluene	-	0 / 13	<	0.8	U	<	1.1	U	<	0.8	U	<	0.500	U	<	0.26	U	<	0.26	U	<	0.064	U
2,6-Dinitrotoluene	-	0 / 13	<	0.8	U	<	1.1	U	<	0.8	U	<	0.500	U	<	0.26	U	<	0.26	U	<	0.074	U
2-Amino-4,6-dinitrotoluene	-	0 / 13	<	0.8	U	<	1	U	<	0.8	U	<	0.500	U	<	0.244	U	<	0.244	U	<	0.158	U
2-Nitrotoluene	0.26 J	1 / 9	0.26	0.8	J	<	1.1	U	<	0.8	U	<	1.00	U		NA			NA			NA	
3-Nitrotoluene	-	0 / 9	<	0.8	U	<	1.1	U	<	0.8	U	<	1.00	U		NA			NA			NA	
4-Amino-2,6-dinitrotoluene	-	0 / 9	<	0.8	U	<	1	U	<	0.8	U	<	1.00	U		NA			NA			NA	
4-Nitrotoluene	-	0 / 9	<	0.8	U	<	1.1	U	<	0.8	U	<	1.00	U		NA			NA			NA	
HMX	-	0 / 13	<	1	U	<	0.8	U	<	0.8	U	<	0.500	U	<	0.563	U	<	0.563	U	<	1.21	U
MNX	-	0 / 3		NA			NA			NA			NA			NA			NA			NA	
Nitrobenzene	-	0 / 13	<	0.8	U	<	0.8	U	<	0.8	U	<	0.500	U	<	0.817	U	<	0.817	U	<	0.645	U
RDX	0.17 J	1 / 13	<	0.8	U	<	0.8	U	<	0.8	U	<	1.00	U	<	0.412	U	<	0.412	U	<	1.17	U
Tetryl	-	0 / 11	<	0.8	U	<	1.3	U	<	0.8	U	<	0.500	U	<	1.18	U	<	1.18	U		NA	

Notes:
< = less than reporting limit
µg/L = micrograms per liter
HMX = octahydro-1,3,5,7-tetranitro-1,3,5,7-tetrazocine
ID = identification number
J = estimated
LOQ = limit of quantification
MNX = mono-nitroso-RDX
NA = not analyzed
NRL = no reporting limit
Qual = qualifier
RDX = hexahydro-1,3,5-trinitro-1,3,5-triazine
RL = reporting limit
U = nondetect

TABLE E.1.3-7
CORNHUSKER ARMY AMMUNITION PLANT
WELL CA222-EXPLOSIVES

FIELD ID				CA222	
METHOD	Maximum	Detection		UW32	
COLLECT DATE	Detection	Frequency		9/2/1992	
			Result	RL	Qual
EXPLOSIVES (µg/L)					
1,3,5-Trinitrobenzene	-	0 / 13	<	0.449	U
1,3-Dinitrobenzene	-	0 / 13	<	0.611	U
2,4,6-Trinitrotoluene	-	0 / 13	<	0.635	U
2,4-Dinitrotoluene	-	0 / 13	<	0.064	U
2,6-Dinitrotoluene	-	0 / 13	<	0.074	U
2-Amino-4,6-dinitrotoluene	-	0 / 13	<	0.158	U
2-Nitrotoluene	0.26 J	1 / 9		NA	
3-Nitrotoluene	-	0 / 9		NA	
4-Amino-2,6-dinitrotoluene	-	0 / 9		NA	
4-Nitrotoluene	-	0 / 9		NA	
HMX	-	0 / 13	<	1.21	U
MNX	-	0 / 3		NA	
Nitrobenzene	-	0 / 13	<	0.645	U
RDX	0.17 J	1 / 13	<	1.17	U
Tetryl	-	0 / 11		NA	

Notes:
< = less than reporting limit
µg/L = micrograms per liter
HMX = octahydro-1,3,5,7-tetranitro-1,3,5,7-tetrazocine
ID = identification number
J = estimated
LOQ = limit of quantification
MNX = mono-nitroso-RDX
NA = not analyzed
NRL = no reporting limit
Qual = qualifier
RDX = hexahydro-1,3,5-trinitro-1,3,5-triazine
RL = reporting limit
U = nondetect

TABLE E.1.3-8
CORNHUSKER ARMY AMMUNITION PLANT
WELL CA230-EXPLOSIVES

FIELD ID			CA230			CA230			CA230			CA230			CA230			CA230			CA230		
METHOD	Maximum	Detection	SW846 M8330			SW846 M8330			SW846 M8330			SW846 M8330			SW846 M8330			SW846 M8330			SW846 M8330		
COLLECT DATE	Detection	Frequency	None			None			None			3/13/2003			3/15/2002			3/19/2001			3/9/2000		
			Result	RL	Qual	Result	RL	Qual	Result	RL	Qual	Result	RL	Qual	Result	RL	Qual	Result	RL	Qual	Result	RL	Qual
EXPLOSIVES (µg/L)																							
1,3,5-Trinitrobenzene	-	0 / 10										<	0.24	U	<	0.28	U	<	0.8	U	<	0.8	U
1,3-Dinitrobenzene	-	0 / 10										<	0.16	U	<	0.19	U	<	0.8	U	<	0.8	U
2,4,6-Trinitrotoluene	-	0 / 10										<	0.2	U	<	0.23	U	<	0.8	U	<	1.5	U
2,4-Dinitrotoluene	-	0 / 10										<	0.16	U	<	0.19	U	<	0.8	U	<	1.1	U
2,6-Dinitrotoluene	-	0 / 10	**Abandoned**			**No 2005 Sample**			**No 2004 Sample**			<	0.62	U	<	0.72	U	<	0.8	U	<	1.1	U
2-Amino-4,6-dinitrotoluene	-	0 / 10	**2005**			**Well Dry**			**Well Dry**			<	0.25	U	<	0.29	U	<	0.8	U	<	1	U
2-Nitrotoluene	-	0 / 6										<	0.49	U	<	0.57	U	<	0.8	U	<	1.1	U
3-Nitrotoluene	-	0 / 6										<	0.31	U	<	0.36	U	<	0.8	U	<	1.1	U
4-Amino-2,6-dinitrotoluene	-	0 / 6										<	0.42	U	<	0.49	U	<	0.8	U	<	1	U
4-Nitrotoluene	-	0 / 6										<	1	U	<	1.2	U	<	0.8	U	<	1.1	U
HMX	-	0 / 10										<	0.68	U	<	0.79	U	<	1	U	<	0.8	U
MNX	-	0 / 0											NA			NA			NA			NA	
Nitrobenzene	-	0 / 10										<	0.28	U	<	0.33	U	<	0.8	U	<	0.8	U
RDX	-	0 / 10										<	0.4	U	<	0.47	U	<	0.8	U	<	0.8	U
Tetryl	-	0 / 8										<	0.66	U	<	0.77	U	<	0.8	U	<	1.3	U

Notes:
< = less than reporting limit
µg/L = micrograms per liter
HMX = octahydro-1,3,5,7-tetranitro-1,3,5,7-tetrazocine
ID = identification number
J = estimated
LOQ = limit of quantification
MNX = mono-nitroso-RDX
NA = not analyzed
NRL = no reporting limit
Qual = qualifier
RDX = hexahydro-1,3,5-trinitro-1,3,5-triazine
RL = reporting limit
U = nondetect

TABLE E.1.3-8
CORNHUSKER ARMY AMMUNITION PLANT
WELL CA230-EXPLOSIVES

FIELD ID			CA230			CA230			CA230			CA230			CA230			CA230		
METHOD	Maximum	Detection	SW846 M8330			UW51			UW33			UW33			UW32			UW32		
COLLECT DATE	Detection	Frequency	3/19/1999			6/12/1998			7/14/1994			6/21/1994			10/10/1992			9/3/1992		
			Result	RL	Qual	Result	RL	Qual	Result	RL	Qual	Result	RL	Qual	Result	RL	Qual	Result	RL	Qual
EXPLOSIVES (µg/L)																				
1,3,5-Trinitrobenzene	-	0 / 10	<	0.8	U	<	1.00	U	<	0.425	U	<	0.425	U	<	0.449	U	<	0.449	U
1,3-Dinitrobenzene	-	0 / 10	<	0.8	U	<	0.500	U	<	0.549	U	<	0.549	U	<	0.611	U	<	0.611	U
2,4,6-Trinitrotoluene	-	0 / 10	<	0.8	U	<	0.500	U	<	0.451	U	<	0.451	U	<	0.635	U	<	0.635	U
2,4-Dinitrotoluene	-	0 / 10	<	0.8	U	<	0.500	U	<	0.26	U	<	0.26	U	<	0.064	U	<	0.064	U
2,6-Dinitrotoluene	-	0 / 10	<	0.8	U	<	0.500	U	<	0.26	U	<	0.26	U	<	0.074	U	<	0.074	U
2-Amino-4,6-dinitrotoluene	-	0 / 10	<	0.8	U	<	0.500	U	<	0.244	U	<	0.244	U	<	0.158	U	<	0.158	U
2-Nitrotoluene	-	0 / 6	<	0.8	U	<	1.00	U		NA			NA			NA			NA	
3-Nitrotoluene	-	0 / 6	<	0.8	U	<	1.00	U		NA			NA			NA			NA	
4-Amino-2,6-dinitrotoluene	-	0 / 6	<	0.8	U	<	1.00	U		NA			NA			NA			NA	
4-Nitrotoluene	-	0 / 6	<	0.8	U	<	1.00	U		NA			NA			NA			NA	
HMX	-	0 / 10	<	0.8	U	<	0.500	U	<	0.563	U	<	0.563	U	<	1.21	U	<	1.21	U
MNX	-	0 / 0		NA			NA			NA			NA			NA			NA	
Nitrobenzene	-	0 / 10	<	0.8	U	<	0.500	U	<	0.817	U	<	0.817	U	<	0.645	U	<	0.645	U
RDX	-	0 / 10	<	0.8	U	<	1.00	U	<	0.412	U	<	0.412	U	<	1.17	U	<	1.17	U
Tetryl	-	0 / 8	<	0.8	U	<	0.500	U	<	1.18	U	<	1.18	U		NA			NA	

Notes:
< = less than reporting limit
µg/L = micrograms per liter
HMX = octahydro-1,3,5,7-tetranitro-1,3,5,7-tetrazocine
ID = identification number
J = estimated
LOQ = limit of quantification
MNX = mono-nitroso-RDX
NA = not analyzed
NRL = no reporting limit
Qual = qualifier
RDX = hexahydro-1,3,5-trinitro-1,3,5-triazine
RL = reporting limit
U = nondetect

TABLE E.1.3-9
CORNHUSKER ARMY AMMUNITION PLANT
WELL CA231-EXPLOSIVES

FIELD ID			CA231			CA231			CA231			CA231			CA231			CA231			CA231		
METHOD	Maximum	Detection	SW846 M8330			SW846 M8330			SW846 M8330			SW846 M8330			SW846 M8330			SW846 M8330			SW846 M8330		
COLLECT DATE	Detection	Frequency	None			3/10/2005			3/12/2004			3/13/2003			3/15/2002			3/19/2001			3/9/2000		
			Result	RL	Qual	Result	RL	Qual	Result	RL	Qual	Result	RL	Qual	Result	RL	Qual	Result	RL	Qual	Result	RL	Qual
EXPLOSIVES (µg/L)																							
1,3,5-Trinitrobenzene	-	0 / 12				<	0.52	U	<	0.4	U	<	0.31	U	<	0.66	U	<	0.8	U	<	0.8	U
1,3-Dinitrobenzene	-	0 / 12				<	0.52	U	<	0.4	U	<	0.21	U	<	0.44	U	<	0.8	U	<	0.8	U
2,4,6-Trinitrotoluene	-	0 / 12				<	0.52	U	<	0.4	U	<	0.26	U	<	0.55	U	<	0.8	U	<	1.5	U
2,4-Dinitrotoluene	-	0 / 12				<	0.52	U	<	0.78	U	<	0.21	U	<	0.44	U	<	0.8	U	<	1.1	U
2,6-Dinitrotoluene	-	0 / 12	**Abandoned**			<	0.52	U	<	0.78	U	<	0.8	U	<	1.7	U	<	0.8	U	<	1.1	U
2-Amino-4,6-dinitrotoluene	-	0 / 12	**2005**			<	0.52	U	<	0.78	U	<	0.32	U	<	0.69	U	<	0.8	U	<	1	U
2-Nitrotoluene	-	0 / 8				<	0.52	U	<	0.78	U	<	0.63	U	<	1.3	U	<	0.8	U	<	1.1	U
3-Nitrotoluene	-	0 / 8				<	0.52	U	<	0.78	U	<	0.4	U	<	0.85	U	<	0.8	U	<	1.1	U
4-Amino-2,6-dinitrotoluene	-	0 / 8				<	0.52	U	<	0.78	U	<	0.54	U	<	1.2	U	<	0.8	U	<	1	U
4-Nitrotoluene	-	0 / 8				<	0.52	U	<	1.3	U	<	1.3	U	<	2.8	U	<	0.8	U	<	1.1	U
HMX	-	0 / 12				<	0.52	U	<	0.98	U	<	0.87	U	<	1.9	U	<	1	U	<	0.8	U
MNX	-	0 / 2				<	0.52	U	<	0.4	U		NA			NA			NA			NA	
Nitrobenzene	-	0 / 12				<	0.52	U	<	0.4	U	<	0.36	U	<	0.77	U	<	0.8	U	<	0.8	U
RDX	-	0 / 12				<	0.52	U	<	0.4	U	<	0.51	U	<	1.1	U	<	0.8	U	<	0.8	U
Tetryl	-	0 / 10				<	0.52	U	<	0.78	U	<	0.85	U	<	1.8	U	<	0.8	U	<	1.3	U

Notes:
< = less than reporting limit
µg/L = micrograms per liter
HMX = octahydro-1,3,5,7-tetranitro-1,3,5,7-tetrazocine
ID = identification number
J = estimated
LOQ = limit of quantification
MNX = mono-nitroso-RDX
NA = not analyzed
NRL = no reporting limit
Qual = qualifier
RDX = hexahydro-1,3,5-trinitro-1,3,5-triazine
RL = reporting limit
U = nondetect

TABLE E.1.3-9
CORNHUSKER ARMY AMMUNITION PLANT
WELL CA231-EXPLOSIVES

FIELD ID			CA231			CA231			CA231			CA231			CA231			CA231		
METHOD	Maximum	Detection	SW846 M8330			UW51			UW33			UW33			UW32			UW32		
COLLECT DATE	Detection	Frequency	3/19/1999			6/12/1998			7/14/1994			6/21/1994			10/10/1992			9/3/1992		
			Result	RL	Qual	Result	RL	Qual	Result	RL	Qual	Result	RL	Qual	Result	RL	Qual	Result	RL	Qual
EXPLOSIVES (µg/L)																				
1,3,5-Trinitrobenzene	-	0 / 12	<	0.8	U	<	1.000	U	<	0.425	U	<	0.425	U	<	0.449	U	<	0.449	U
1,3-Dinitrobenzene	-	0 / 12	<	0.8	U	<	0.500	U	<	0.549	U	<	0.549	U	<	0.611	U	<	0.611	U
2,4,6-Trinitrotoluene	-	0 / 12	<	0.8	U	<	0.500	U	<	0.451	U	<	0.451	U	<	0.635	U	<	0.635	U
2,4-Dinitrotoluene	-	0 / 12	<	0.8	U	<	0.500	U	<	0.26	U	<	0.26	U	<	0.064	U	<	0.064	U
2,6-Dinitrotoluene	-	0 / 12	<	0.8	U	<	0.500	U	<	0.26	U	<	0.26	U	<	0.074	U	<	0.074	U
2-Amino-4,6-dinitrotoluene	-	0 / 12	<	0.8	U	<	0.500	U	<	0.244	U	<	0.244	U	<	0.158	U	<	0.158	U
2-Nitrotoluene	-	0 / 8	<	0.8	U	<	1.00	U		NA			NA			NA			NA	
3-Nitrotoluene	-	0 / 8	<	0.8	U	<	1.00	U		NA			NA			NA			NA	
4-Amino-2,6-dinitrotoluene	-	0 / 8	<	0.8	U	<	1.00	U		NA			NA			NA			NA	
4-Nitrotoluene	-	0 / 8	<	0.8	U	<	1.00	U		NA			NA			NA			NA	
HMX	-	0 / 12	<	0.8	U	<	0.500	U	<	0.563	U	<	0.563	U	<	1.21	U	<	1.21	U
MNX	-	0 / 2		NA			NA			NA			NA			NA			NA	
Nitrobenzene	-	0 / 12	<	0.8	U	<	0.500	U	<	0.817	U	<	0.817	U	<	0.645	U	<	0.645	U
RDX	-	0 / 12	<	0.8	U	<	1.00	U	<	0.412	U	<	0.412	U	<	1.17	U	<	1.17	U
Tetryl	-	0 / 10	<	0.8	U	<	0.500	U	<	1.18	U	<	1.18	U		NA			NA	

Notes:
< = less than reporting limit
µg/L = micrograms per liter
HMX = octahydro-1,3,5,7-tetranitro-1,3,5,7-tetrazocine
ID = identification number
J = estimated
LOQ = limit of quantification
MNX = mono-nitroso-RDX
NA = not analyzed
NRL = no reporting limit
Qual = qualifier
RDX = hexahydro-1,3,5-trinitro-1,3,5-triazine
RL = reporting limit
U = nondetect

TABLE E.1.3-10
CORNHUSKER ARMY AMMUNITION PLANT
WELL CA232-EXPLOSIVES

FIELD ID			CA232			CA232			CA232			CA232			CA232			CA232			CA232		
METHOD	Maximum	Detection	SW846 M8330			SW846 M8330			SW846 M8330			SW846 M8330			SW846 M8330			SW846 M8330			SW846 M8330		
COLLECT DATE	Detection	Frequency	None			3/10/2005			3/12/2004			3/13/2003			3/15/2002			3/19/2001			3/9/2000		
			Result	RL	Qual	Result	RL	Qual	Result	RL	Qual	Result	RL	Qual	Result	RL	Qual	Result	RL	Qual	Result	RL	Qual
EXPLOSIVES (µg/L)																							
1,3,5-Trinitrobenzene	-	0 / 12				<	0.48	U	<	0.39	U	<	0.32	U	<	0.44	U	<	0.8	U	<	0.8	U
1,3-Dinitrobenzene	0.575	2 / 12				<	0.48	U	<	0.39	U	<	0.21	U	<	0.29	U	<	0.8	U	<	0.8	U
2,4,6-Trinitrotoluene	-	0 / 12				<	0.48	U	<	0.39	U	<	0.26	U	<	0.37	U	<	0.8	U	<	1.5	U
2,4-Dinitrotoluene	-	0 / 12				<	0.48	U	<	0.76	U	<	0.21	U	<	0.29	U	<	0.8	U	<	1.1	U
2,6-Dinitrotoluene	-	0 / 12	**Abandoned**			<	0.48	U	<	0.76	U	<	0.82	U	<	1.1	U	<	0.8	U	<	1.1	U
2-Amino-4,6-dinitrotoluene	-	0 / 12	**2005**			<	0.48	U	<	0.76	U	<	0.33	U	<	0.46	U	<	0.8	U	<	1	U
2-Nitrotoluene	-	0 / 8				<	0.48	U	<	0.76	U	<	0.65	U	<	0.90	U	<	0.8	U	<	1.1	U
3-Nitrotoluene	-	0 / 8				<	0.48	U	<	0.76	U	<	0.41	U	<	0.57	U	<	0.8	U	<	1.1	U
4-Amino-2,6-dinitrotoluene	-	0 / 8				<	0.48	U	<	0.76	U	<	0.55	U	<	0.77	U	<	0.8	U	<	1	U
4-Nitrotoluene	-	0 / 8				<	0.48	U	<	1.2	U	<	1.3	U	<	1.8	U	<	0.8	U	<	1.1	U
HMX	-	0 / 12				<	0.48	U	<	0.96	U	<	0.9	U	<	1.2	U	<	1	U	<	0.8	U
MNX	-	0 / 2				<	0.48	U	<	0.39	U		NA			NA			NA			NA	
Nitrobenzene	-	0 / 12				<	0.48	U	<	0.39	U	<	0.37	U	<	0.51	U	<	0.8	U	<	0.8	U
RDX	-	0 / 12				<	0.48	U	<	0.39	U	<	0.53	U	<	0.73	U	<	0.8	U	<	0.8	U
Tetryl	-	0 / 10				<	0.48	U	<	0.76	U	<	0.87	U	<	1.2	U	<	0.8	U	<	1.3	U

Notes:
< = less than reporting limit
µg/L = micrograms per liter
HMX = octahydro-1,3,5,7-tetranitro-1,3,5,7-tetrazocine
ID = identification number
J = estimated
LOQ = limit of quantification
MNX = mono-nitroso-RDX
NA = not analyzed
NRL = no reporting limit
Qual = qualifier
RDX = hexahydro-1,3,5-trinitro-1,3,5-triazine
RL = reporting limit
U = nondetect

TABLE E.1.3-10
CORNHUSKER ARMY AMMUNITION PLANT
WELL CA232-EXPLOSIVES

FIELD ID			CA232			CA232			CA232			CA232			CA232			CA232		
METHOD	Maximum	Detection	SW846 M8330			UW51			UW33			UW33			UW32			UW32		
COLLECT DATE	Detection	Frequency	3/19/1999			6/12/1998			7/14/1994			6/21/1994			10/10/1992			9/3/1992		
			Result	RL	Qual	Result	RL	Qual	Result	RL	Qual	Result	RL	Qual	Result	RL	Qual	Result	RL	Qual
EXPLOSIVES (µg/L)																				
1,3,5-Trinitrobenzene	-	0 / 12	<	0.8	U	<	1.00	U	<	0.425	U	<	0.425	U	<	0.449	U	<	0.449	U
1,3-Dinitrobenzene	0.575	2 / 12	<	0.8	U	<	0.500	U	0.543	NRL		0.575	NRL		<	0.611	U	<	0.611	U
2,4,6-Trinitrotoluene	-	0 / 12	<	0.8	U	<	0.500	U	<	0.451	U	<	0.451	U	<	0.635	U	<	0.63	U
2,4-Dinitrotoluene	-	0 / 12	<	0.8	U	<	0.500	U	<	0.26	U	<	0.26	U	<	0.064	U	<	0.064	U
2,6-Dinitrotoluene	-	0 / 12	<	0.8	U	<	0.500	U	<	0.26	U	<	0.26	U	<	0.074	U	<	0.074	U
2-Amino-4,6-dinitrotoluene	-	0 / 12	<	0.8	U	<	0.500	U	<	0.244	U	<	0.244	U	<	0.158	U	<	0.158	U
2-Nitrotoluene	-	0 / 8	<	0.8	U	<	1.00	U		NA			NA			NA			NA	
3-Nitrotoluene	-	0 / 8	<	0.8	U	<	1.00	U		NA			NA			NA			NA	
4-Amino-2,6-dinitrotoluene	-	0 / 8	<	0.8	U	<	1.00	U		NA			NA			NA			NA	
4-Nitrotoluene	-	0 / 8	<	0.8	U	<	1.00	U		NA			NA			NA			NA	
HMX	-	0 / 12	<	0.8	U	<	0.500	U	<	0.563	U	<	0.563	U	<	1.21	U	<	1.21	U
MNX	-	0 / 2		NA			NA			NA			NA			NA			NA	
Nitrobenzene	-	0 / 12	<	0.8	U	<	0.500	U	<	0.817	U	<	0.817	U	<	0.645	U	<	0.645	U
RDX	-	0 / 12	<	0.8	U	<	1.00	U	<	0.412	U	<	0.412	U	<	1.17	U	<	1.17	U
Tetryl	-	0 / 10	<	0.8	U	<	0.500	U	<	1.18	U	<	1.18	U		NA			NA	

Notes:
< = less than reporting limit
µg/L = micrograms per liter
HMX = octahydro-1,3,5,7-tetranitro-1,3,5,7-tetrazocine
ID = identification number
J = estimated
LOQ = limit of quantification
MNX = mono-nitroso-RDX
NA = not analyzed
NRL = no reporting limit
Qual = qualifier
RDX = hexahydro-1,3,5-trinitro-1,3,5-triazine
RL = reporting limit
U = nondetect

TABLE E.1.3-11
CORNHUSKER ARMY AMMUNITION PLANT
WELL CA240-EXPLOSIVES

FIELD ID			CA240			CA240			CA240			CA240			CA240			CA240			CA240		
METHOD	Maximum	Detection	SW846 M8330			SW846 M8330			SW846 M8330			SW846 M8330			SW846 M8330			SW846 M8330			SW846 M8330		
COLLECT DATE	Detection	Frequency	None			None			2/29/2012			3/3/2011			3/12/2010			3/5/2009			3/6/2008		
			Result	RL	Qual	Result	RL	Qual	Result	RL	Qual	Result	RL	Qual	Result	RL	Qual	Result	RL	Qual	Result	RL	Qual
EXPLOSIVES (µg/L)																							
1,3,5-Trinitrobenzene	-	0 / 14							<	0.8	U	<	0.8	U	<	1	U	<	0.48	U	<	0.47	U
1,3-Dinitrobenzene	-	0 / 14							<	0.8	U	<	0.8	U	<	0.4	U	<	0.48	U	<	0.47	U
2,4,6-Trinitrotoluene	-	0 / 14							<	0.8	U	<	0.8	U	<	0.4	U	<	0.48	U	<	0.47	U
2,4-Dinitrotoluene	-	0 / 14							<	0.8	U	<	0.8	U	<	0.4	U	<	0.48	U	<	0.47	U
2,6-Dinitrotoluene	-	0 / 14	**Not Sampled**			**No 2013 Sample**			<	0.8	U	<	0.8	U	<	0.2	U	<	0.48	U	<	0.47	U
2-Amino-4,6-dinitrotoluene	-	0 / 14	**in 2014, 2015, 2016,**			**Well Dry**			<	0.8	U	<	0.8	U	<	0.2	U	<	0.48	U	<	0.47	U
2-Nitrotoluene	-	0 / 10	**2017, 2018**						<	0.8	U	<	0.8	U	<	0.4	U	<	0.48	U	<	0.47	U
3-Nitrotoluene	-	0 / 10							<	0.8	U	<	0.8	U	<	0.4	U	<	0.48	U	<	0.47	U
4-Amino-2,6-dinitrotoluene	-	0 / 10							<	1.4	U	<	0.8	U	<	0.2	U	<	0.48	U	<	0.47	U
4-Nitrotoluene	-	0 / 10							<	0.8	U	<	0.8	U	<	1	U	<	0.48	U	<	0.47	U
HMX	-	0 / 14							<	0.8	U	<	0.8	U	<	0.4	U	<	0.48	UJ	<	0.47	U
MNX	-	0 / 5							<	0.8	U	<	0.8	U	<	2	U	<	0.48	U	<	0.47	U
Nitrobenzene	-	0 / 14							<	0.8	U	<	0.8	U	<	0.4	U	<	0.48	U	<	0.47	U
RDX	-	0 / 14							<	0.8	U	<	0.8	U	<	0.2	U	<	0.48	U	<	0.47	U
Tetryl	-	0 / 12							<	0.8	U	<	0.8	U	<	0.24	U	<	0.48	U	<	0.47	U

Notes:
< = less than reporting limit
µg/L = micrograms per liter
HMX = octahydro-1,3,5,7-tetranitro-1,3,5,7-tetrazocine
ID = identification number
J = estimated
LOQ = limit of quantification
MNX = mono-nitroso-RDX
NA = not analyzed
NRL = no reporting limit
Qual = qualifier
RDX = hexahydro-1,3,5-trinitro-1,3,5-triazine
RL = reporting limit
U = nondetect

TABLE E.1.3-11
CORNHUSKER ARMY AMMUNITION PLANT
WELL CA240-EXPLOSIVES

FIELD ID			CA240			CA240			CA240			CA240			CA240			CA240			CA240		
METHOD	Maximum	Detection	SW846 M8330			SW846 M8330			SW846 M8330			SW846 M8330			SW846 M8330			SW846 M8330			SW846 M8330		
COLLECT DATE	Detection	Frequency	None			None			None			None			None			3/18/2002			3/28/2001		
			Result	RL	Qual	Result	RL	Qual	Result	RL	Qual	Result	RL	Qual	Result	RL	Qual	Result	RL	Qual	Result	RL	Qual
EXPLOSIVES (µg/L)																							
1,3,5-Trinitrobenzene	-	0 / 14																<	0.47	U	<	0.8	U
1,3-Dinitrobenzene	-	0 / 14																<	0.31	U	<	0.8	U
2,4,6-Trinitrotoluene	-	0 / 14																<	0.39	U	<	0.8	U
2,4-Dinitrotoluene	-	0 / 14																<	0.31	U	<	0.8	U
2,6-Dinitrotoluene	-	0 / 14	**No 2007 Sample**			**No 2006 Sample**			**No 2005 Sample**			**No 2004 Sample**			**No 2003 Sample**			<	1.2	U	<	0.8	U
2-Amino-4,6-dinitrotoluene	-	0 / 14	**Well Dry**			**Well Dry**			**Well Dry**			**Well Dry**			**Well Dry**			<	0.49	U	<	0.8	U
2-Nitrotoluene	-	0 / 10																<	0.96	U	<	0.8	U
3-Nitrotoluene	-	0 / 10																<	0.61	U	<	0.8	U
4-Amino-2,6-dinitrotoluene	-	0 / 10																<	0.83	U	<	0.8	U
4-Nitrotoluene	-	0 / 10																<	2.0	U	<	0.8	U
HMX	-	0 / 14																<	1.3	U	<	1	U
MNX	-	0 / 5																	NA			NA	
Nitrobenzene	-	0 / 14																<	0.55	U	<	0.8	U
RDX	-	0 / 14																<	0.79	U	<	0.8	U
Tetryl	-	0 / 12																<	1.3	U	<	0.8	U

Notes:
< = less than reporting limit
µg/L = micrograms per liter
HMX = octahydro-1,3,5,7-tetranitro-1,3,5,7-tetrazocine
ID = identification number
J = estimated
LOQ = limit of quantification
MNX = mono-nitroso-RDX
NA = not analyzed
NRL = no reporting limit
Qual = qualifier
RDX = hexahydro-1,3,5-trinitro-1,3,5-triazine
RL = reporting limit
U = nondetect

TABLE E.1.3-11
CORNHUSKER ARMY AMMUNITION PLANT
WELL CA240-EXPLOSIVES

FIELD ID			CA240			CA240			CA240			CA240			CA240			CA240			CA240		
METHOD	Maximum	Detection	SW846 M8330			SW846 M8330			UW51			UW33			UW33			UW32			UW32		
COLLECT DATE	Detection	Frequency	3/13/2000			3/24/1999			6/13/1998			7/14/1994			6/10/1994			10/9/1992			9/4/1992		
			Result	RL	Qual	Result	RL	Qual	Result	RL	Qual	Result	RL	Qual	Result	RL	Qual	Result	RL	Qual	Result	RL	Qual
EXPLOSIVES (µg/L)																							
1,3,5-Trinitrobenzene	-	0 / 14	<	0.8	U	<	0.8	U	<	1.00	U	<	0.425	U	<	0.425	U	<	0.449	U	<	0.449	U
1,3-Dinitrobenzene	-	0 / 14	<	0.8	U	<	0.8	U	<	0.500	U	<	0.549	U	<	0.549	U	<	0.611	U	<	0.611	U
2,4,6-Trinitrotoluene	-	0 / 14	<	1.5	U	<	0.8	U	<	1.00	U	<	0.451	U	<	0.451	U	<	0.635	U	<	0.635	U
2,4-Dinitrotoluene	-	0 / 14	<	1.1	U	<	0.8	U	<	0.500	U	<	0.26	U	<	0.26	U	<	0.064	U	<	0.064	U
2,6-Dinitrotoluene	-	0 / 14	<	1.1	U	<	0.8	U	<	0.500	U	<	0.26	U	<	0.26	U	<	0.074	U	<	0.074	U
2-Amino-4,6-dinitrotoluene	-	0 / 14	<	1	U	<	0.8	U	<	0.500	U	<	0.244	U	<	0.244	U	<	0.158	U	<	0.158	U
2-Nitrotoluene	-	0 / 10	<	1.1	U	<	0.8	U	<	1.00	U		NA			NA			NA			NA	
3-Nitrotoluene	-	0 / 10	<	1.1	U	<	0.8	U	<	1.00	U		NA			NA			NA			NA	
4-Amino-2,6-dinitrotoluene	-	0 / 10	<	1	U	<	0.8	U	<	1.00	U		NA			NA			NA			NA	
4-Nitrotoluene	-	0 / 10	<	1.1	U	<	0.8	U	<	1.00	U		NA			NA			NA			NA	
HMX	-	0 / 14	<	0.8	U	<	0.8	U	<	0.500	U	<	0.563	U	<	0.563	U	<	1.21	U	<	1.21	U
MNX	-	0 / 5		NA			NA			NA			NA			NA			NA			NA	
Nitrobenzene	-	0 / 14	<	0.8	U	<	0.8	U	<	0.500	U	<	0.817	U	<	0.817	U	<	0.645	U	<	0.645	U
RDX	-	0 / 14	<	0.8	U	<	0.8	U	<	1.00	U	<	0.412	U	<	0.412	U	<	1.17	U	<	1.17	U
Tetryl	-	0 / 12	<	1.3	U	<	0.8	U	<	0.500	U	<	1.18	U	<	1.18	U		NA			NA	

Notes:
< = less than reporting limit
µg/L = micrograms per liter
HMX = octahydro-1,3,5,7-tetranitro-1,3,5,7-tetrazocine
ID = identification number
J = estimated
LOQ = limit of quantification
MNX = mono-nitroso-RDX
NA = not analyzed
NRL = no reporting limit
Qual = qualifier
RDX = hexahydro-1,3,5-trinitro-1,3,5-triazine
RL = reporting limit
U = nondetect

TABLE E.1.3-12
CORNHUSKER ARMY AMMUNITION PLANT
WELL CA241-EXPLOSIVES

FIELD ID			CA241			CA241			CA241			CA241			CA241			CA241			CA241		
METHOD	Maximum	Detection	SW846 M8330			SW846 M8330			SW846 M8330			SW846 M8330			SW846 M8330			SW846 M8330			SW846 M8330		
COLLECT DATE	Detection	Frequency	None			3/6/2013			2/29/2012			3/3/2011			3/12/2010			3/5/2009			3/6/2008		
			Result	RL	Qual	Result	RL	Qual	Result	RL	Qual	Result	RL	Qual	Result	RL	Qual	Result	RL	Qual	Result	RL	Qual
EXPLOSIVES (µg/L)																							
1,3,5-Trinitrobenzene	-	0 / 20				<	0.8	U	<	0.8	U	<	0.8	U	<	1	U	<	0.48	U	<	0.47	U
1,3-Dinitrobenzene	-	0 / 20				<	0.8	U	<	0.8	U	<	0.8	U	<	0.41	U	<	0.48	U	<	0.47	U
2,4,6-Trinitrotoluene	-	0 / 20				<	0.8	U	<	0.8	U	<	0.8	U	<	0.41	U	<	0.48	U	<	0.47	U
2,4-Dinitrotoluene	-	0 / 20				<	0.8	U	<	0.8	U	<	0.8	U	<	0.41	U	<	0.48	U	<	0.47	U
2,6-Dinitrotoluene	-	0 / 20	**Not Sampled**			<	0.8	U	<	0.8	U	<	0.8	U	<	0.2	U	<	0.48	U	<	0.47	U
2-Amino-4,6-dinitrotoluene	-	0 / 20	**in 2014, 2015, 2016,**			<	0.8	U	<	0.8	U	<	0.8	U	<	0.2	U	<	0.48	U	<	0.47	U
2-Nitrotoluene	-	0 / 16	**2017, 2018**			<	0.8	U	<	0.8	U	<	0.8	U	<	0.41	U	<	0.48	U	<	0.47	U
3-Nitrotoluene	-	0 / 16				<	0.8	U	<	0.8	U	<	0.8	U	<	0.41	U	<	0.48	U	<	0.47	U
4-Amino-2,6-dinitrotoluene	-	0 / 16				<	1.4	U	<	1.4	U	<	0.8	U	<	0.2	U	<	0.48	U	<	0.47	U
4-Nitrotoluene	-	0 / 16				<	0.8	U	<	0.8	U	<	0.8	U	<	1	U	<	0.48	U	<	0.47	U
HMX	0.098 J	1 / 20				<	0.8	U	0.098	0.8	J	<	0.8	U	<	0.41	U	<	0.48	UJ	<	0.47	U
MNX	-	0 / 10				<	0.8	U	<	0.8	U	<	0.8	U	<	2	U	<	0.48	U	<	0.47	U
Nitrobenzene	-	0 / 20				<	0.8	U	<	0.8	U	<	0.8	U	<	0.41	U	<	0.48	U	<	0.47	U
RDX	-	0 / 20				<	0.8	U	<	0.8	U	<	0.8	U	<	0.2	U	<	0.48	U	<	0.47	U
Tetryl	-	0 / 18				<	1.6	U	<	0.8	U	<	0.8	U	<	0.24	U	<	0.48	U	<	0.47	U

Notes:
< = less than reporting limit
µg/L = micrograms per liter
HMX = octahydro-1,3,5,7-tetranitro-1,3,5,7-tetrazocine
ID = identification number
J = estimated
LOQ = limit of quantification
MNX = mono-nitroso-RDX
NA = not analyzed
NRL = no reporting limit
Qual = qualifier
RDX = hexahydro-1,3,5-trinitro-1,3,5-triazine
RL = reporting limit
U = nondetect

TABLE E.1.3-12
CORNHUSKER ARMY AMMUNITION PLANT
WELL CA241-EXPLOSIVES

FIELD ID			CA241			CA241			CA241			CA241			CA241			CA241			CA241		
METHOD	Maximum	Detection	SW846 M8330			SW846 M8330			SW846 M8330			SW846 M8330			SW846 M8330			SW846 M8330			SW846 M8330		
COLLECT DATE	Detection	Frequency	3/8/2007			3/9/2006			3/11/2005			3/11/2004			3/13/2003			3/18/2002			3/28/2001		
			Result	RL	Qual	Result	RL	Qual	Result	RL	Qual	Result	RL	Qual	Result	RL	Qual	Result	RL	Qual	Result	RL	Qual
EXPLOSIVES (µg/L)																							
1,3,5-Trinitrobenzene	-	0 / 20	<	0.5	U	<	0.48	U	<	0.48	U	<	0.31	U	<	0.26	U	<	0.28	U	<	0.8	U
1,3-Dinitrobenzene	-	0 / 20	<	0.5	U	<	0.48	U	<	0.48	U	<	0.31	U	<	0.18	U	<	0.18	U	<	0.8	U
2,4,6-Trinitrotoluene	-	0 / 20	<	0.5	U	<	0.48	U	<	0.48	U	<	0.31	U	<	0.22	U	<	0.23	U	<	0.8	U
2,4-Dinitrotoluene	-	0 / 20	<	0.5	U	<	0.48	U	<	0.48	U	<	0.59	U	<	0.18	U	<	0.18	U	<	0.8	U
2,6-Dinitrotoluene	-	0 / 20	<	0.5	U	<	0.48	U	<	0.48	U	<	0.59	U	<	0.68	U	<	0.71	U	<	0.8	U
2-Amino-4,6-dinitrotoluene	-	0 / 20	<	0.5	U	<	0.48	U	<	0.48	U	<	0.59	U	<	0.28	U	<	0.29	U	<	0.8	U
2-Nitrotoluene	-	0 / 16	<	0.5	U	<	0.48	U	<	0.48	U	<	0.59	U	<	0.54	U	<	0.56	U	<	0.8	U
3-Nitrotoluene	-	0 / 16	<	0.5	U	<	0.48	U	<	0.48	U	<	0.59	U	<	0.34	U	<	0.36	U	<	0.8	U
4-Amino-2,6-dinitrotoluene	-	0 / 16	<	0.5	U	<	0.48	U	<	0.48	U	<	0.59	U	<	0.46	U	<	0.48	U	<	0.8	U
4-Nitrotoluene	-	0 / 16	<	0.5	U	<	0.48	U	<	0.48	U	<	0.96	U	<	1.1	U	<	1.2	U	<	0.8	U
HMX	0.098 J	1 / 20	<	0.5	U	<	0.48	U	<	0.48	U	<	0.75	U	<	0.75	U	<	0.78	U	<	1	U
MNX	-	0 / 10	<	0.5	U	<	0.48	U	<	0.48	U	<	0.31	U		NA			NA			NA	
Nitrobenzene	-	0 / 20	<	0.5	U	<	0.48	U	<	0.48	U	<	0.31	U	<	0.31	U	<	0.32	U	<	0.8	U
RDX	-	0 / 20	<	0.5	U	<	0.48	U	<	0.48	U	<	0.31	U	<	0.44	U	<	0.46	U	<	0.8	U
Tetryl	-	0 / 18	<	0.5	U	<	0.48	U	<	0.48	U	<	0.59	U	<	0.73	U	<	0.76	U	<	0.8	U

Notes:
< = less than reporting limit
µg/L = micrograms per liter
HMX = octahydro-1,3,5,7-tetranitro-1,3,5,7-tetrazocine
ID = identification number
J = estimated
LOQ = limit of quantification
MNX = mono-nitroso-RDX
NA = not analyzed
NRL = no reporting limit
Qual = qualifier
RDX = hexahydro-1,3,5-trinitro-1,3,5-triazine
RL = reporting limit
U = nondetect

TABLE E.1.3-12
CORNHUSKER ARMY AMMUNITION PLANT
WELL CA241-EXPLOSIVES

FIELD ID			CA241			CA241			CA241			CA241			CA241			CA241			CA241		
METHOD	Maximum	Detection	SW846 M8330			SW846 M8330			UW51			UW33			UW33			UW32			UW32		
COLLECT DATE	Detection	Frequency	3/13/2000			3/24/1999			6/13/1998			7/14/1994			6/10/1994			10/9/1992			9/4/1992		
			Result	RL	Qual	Result	RL	Qual	Result	RL	Qual	Result	RL	Qual	Result	RL	Qual	Result	RL	Qual	Result	RL	Qual
EXPLOSIVES (µg/L)																							
1,3,5-Trinitrobenzene	-	0 / 20	<	0.8	U	<	0.8	U	<	1.00	U	<	0.425	U	<	0.425	U	<	0.449	U	<	0.449	U
1,3-Dinitrobenzene	-	0 / 20	<	0.8	U	<	0.8	U	<	0.500	U	<	0.549	U	<	0.549	U	<	0.611	U	<	0.611	U
2,4,6-Trinitrotoluene	-	0 / 20	<	1.5	U	<	0.8	U	<	1.00	U	<	0.451	U	<	0.451	U	<	0.635	U	<	0.635	U
2,4-Dinitrotoluene	-	0 / 20	<	1.1	U	<	0.8	U	<	0.500	U	<	0.26	U	<	0.26	U	<	0.064	U	<	0.064	U
2,6-Dinitrotoluene	-	0 / 20	<	1.1	U	<	0.8	U	<	0.500	U	<	0.26	U	<	0.26	U	<	0.074	U	<	0.074	U
2-Amino-4,6-dinitrotoluene	-	0 / 20	<	1	U	<	0.8	U	<	0.500	U	<	0.244	U	<	0.244	U	<	0.158	U	<	0.158	U
2-Nitrotoluene	-	0 / 16	<	1.1	U	<	0.8	U	<	1.00	U		NA			NA			NA			NA	
3-Nitrotoluene	-	0 / 16	<	1.1	U	<	0.8	U	<	1.00	U		NA			NA			NA			NA	
4-Amino-2,6-dinitrotoluene	-	0 / 16	<	1	U	<	0.8	U	<	1.00	U		NA			NA			NA			NA	
4-Nitrotoluene	-	0 / 16	<	1.1	U	<	0.8	U	<	1.00	U		NA			NA			NA			NA	
HMX	0.098 J	1 / 20	<	0.8	U	<	0.8	U	<	0.500	U	<	0.563	U	<	0.563	U	<	1.21	U	<	1.21	U
MNX	-	0 / 10		NA			NA			NA			NA			NA			NA			NA	
Nitrobenzene	-	0 / 20	<	0.8	U	<	0.8	U	<	0.500	U	<	0.817	U	<	0.817	U	<	0.645	U	<	0.645	U
RDX	-	0 / 20	<	0.8	U	<	0.8	U	<	1.00	U	<	0.412	U	<	0.412	U	<	1.17	U	<	1.17	U
Tetryl	-	0 / 18	<	1.3	U	<	0.8	U	<	0.500	U	<	1.18	U	<	1.18	U		NA			NA	

Notes:
< = less than reporting limit
µg/L = micrograms per liter
HMX = octahydro-1,3,5,7-tetranitro-1,3,5,7-tetrazocine
ID = identification number
J = estimated
LOQ = limit of quantification
MNX = mono-nitroso-RDX
NA = not analyzed
NRL = no reporting limit
Qual = qualifier
RDX = hexahydro-1,3,5-trinitro-1,3,5-triazine
RL = reporting limit
U = nondetect

TABLE E.1.3-13
CORNHUSKER ARMY AMMUNITION PLANT
WELL CA242-EXPLOSIVES

FIELD ID			CA242			CA242			CA242			CA242			CA242			CA242			CA242		
METHOD	Maximum	Detection	SW846 M8330			SW846 M8330			SW846 M8330			SW846 M8330			SW846 M8330			SW846 M8330			SW846 M8330		
COLLECT DATE	Detection	Frequency	None			3/6/2013			2/29/2012			3/3/2011			3/12/2010			3/5/2009			3/6/2008		
			Result	RL	Qual	Result	RL	Qual	Result	RL	Qual	Result	RL	Qual	Result	RL	Qual	Result	RL	Qual	Result	RL	Qual
EXPLOSIVES (µg/L)																							
1,3,5-Trinitrobenzene	-	0 / 20				<	0.8	U	<	0.8	U	<	0.8	U	<	1	U	<	0.48	U	<	0.48	U
1,3-Dinitrobenzene	-	0 / 20				<	0.8	U	<	0.8	U	<	0.8	U	<	0.4	U	<	0.48	U	<	0.48	U
2,4,6-Trinitrotoluene	-	0 / 20				<	0.8	U	<	0.8	U	<	0.8	U	<	0.4	U	<	0.48	U	<	0.48	U
2,4-Dinitrotoluene	-	0 / 20				<	0.8	U	<	0.8	U	<	0.8	U	<	0.4	U	<	0.48	U	<	0.48	U
2,6-Dinitrotoluene	-	0 / 20	**Not Sampled**			<	0.8	U	<	0.8	U	<	0.8	U	<	0.2	U	<	0.48	U	<	0.48	U
2-Amino-4,6-dinitrotoluene	-	0 / 20	**in 2014, 2015, 2016,**			<	0.8	U	<	0.8	U	<	0.8	U	<	0.2	U	<	0.48	U	<	0.48	U
2-Nitrotoluene	-	0 / 16	**2017, 2018**			<	0.8	U	<	0.8	U	<	0.8	U	<	0.4	U	<	0.48	U	<	0.48	U
3-Nitrotoluene	-	0 / 16				<	0.8	U	<	0.8	U	<	0.8	U	<	0.4	U	<	0.48	U	<	0.48	U
4-Amino-2,6-dinitrotoluene	-	0 / 16				<	1.4	U	<	1.4	U	<	0.8	U	<	0.2	U	<	0.48	U	<	0.48	U
4-Nitrotoluene	-	0 / 16				<	0.8	U	<	0.8	U	<	0.8	U	<	1	U	<	0.48	U	<	0.48	U
HMX	-	0 / 20				<	0.8	U	<	0.8	U	<	0.8	U	<	0.4	U	<	0.48	UJ	<	0.48	U
MNX	-	0 / 10				<	0.8	U	<	0.8	U	<	0.8	U	<	2	U	<	0.48	U	<	0.48	U
Nitrobenzene	-	0 / 20				<	0.8	U	<	0.8	U	<	0.8	U	<	0.4	U	<	0.48	U	<	0.48	U
RDX	-	0 / 20				<	0.8	U	<	0.8	U	<	0.8	U	<	0.2	U	<	0.48	U	<	0.48	U
Tetryl	-	0 / 18				<	1.6	U	<	0.8	U	<	0.8	U	<	0.24	U	<	0.48	U	<	0.48	U

Notes:
< = less than reporting limit
µg/L = micrograms per liter
HMX = octahydro-1,3,5,7-tetranitro-1,3,5,7-tetrazocine
ID = identification number
J = estimated
LOQ = limit of quantification
MNX = mono-nitroso-RDX
NA = not analyzed
NRL = no reporting limit
Qual = qualifier
RDX = hexahydro-1,3,5-trinitro-1,3,5-triazine
RL = reporting limit
U = nondetect

TABLE E.1.3-13
CORNHUSKER ARMY AMMUNITION PLANT
WELL CA242-EXPLOSIVES

FIELD ID			CA242			CA242			CA242			CA242			CA242			CA242			CA242		
METHOD	Maximum	Detection	SW846 M8330			SW846 M8330			SW846 M8330			SW846 M8330			SW846 M8330			SW846 M8330			SW846 M8330		
COLLECT DATE	Detection	Frequency	3/9/2007			3/9/2006			3/11/2005			3/10/2004			3/13/2003			3/18/2002			3/28/2001		
			Result	RL	Qual	Result	RL	Qual	Result	RL	Qual	Result	RL	Qual	Result	RL	Qual	Result	RL	Qual	Result	RL	Qual
EXPLOSIVES (µg/L)																							
1,3,5-Trinitrobenzene	-	0 / 20	<	0.5	U	<	0.48	U	<	0.48	U	<	0.63	U	<	0.24	U	<	0.41	U	<	0.8	U
1,3-Dinitrobenzene	-	0 / 20	<	0.5	U	<	0.48	U	<	0.48	U	<	0.63	U	<	0.16	U	<	0.27	U	<	0.8	U
2,4,6-Trinitrotoluene	-	0 / 20	<	0.5	U	<	0.48	U	<	0.48	U	<	0.63	U	<	0.2	U	<	0.34	U	<	0.8	U
2,4-Dinitrotoluene	-	0 / 20	<	0.5	U	<	0.48	U	<	0.48	U	<	1.2	U	<	0.16	U	<	0.27	U	<	0.8	U
2,6-Dinitrotoluene	-	0 / 20	<	0.5	U	<	0.48	U	<	0.48	U	<	1.2	U	<	0.62	U	<	1.1	U	<	0.8	U
2-Amino-4,6-dinitrotoluene	-	0 / 20	<	0.5	U	<	0.48	U	<	0.48	U	<	1.2	U	<	0.25	U	<	0.43	U	<	0.8	U
2-Nitrotoluene	-	0 / 16	<	0.5	U	<	0.48	U	<	0.48	U	<	1.2	U	<	0.49	U	<	0.83	U	<	0.8	U
3-Nitrotoluene	-	0 / 16	<	0.5	U	<	0.48	U	<	0.48	U	<	1.2	U	<	0.31	U	<	0.53	U	<	0.8	U
4-Amino-2,6-dinitrotoluene	-	0 / 16	<	0.5	U	<	0.48	U	<	0.48	U	<	1.2	U	<	0.42	U	<	0.71	U	<	0.8	U
4-Nitrotoluene	-	0 / 16	<	0.5	U	<	0.48	U	<	0.48	U	<	2	U	<	1	U	<	1.7	U	<	0.8	U
HMX	-	0 / 20	<	0.5	U	<	0.48	U	<	0.48	U	<	1.5	U	<	0.68	U	<	1.2	U	<	1	U
MNX	-	0 / 10	<	0.5	U	<	0.48	U	<	0.48	U	<	0.63	U		NA			NA			NA	
Nitrobenzene	-	0 / 20	<	0.5	U	<	0.48	U	<	0.48	U	<	0.63	U	<	0.28	U	<	0.48	U	<	0.8	U
RDX	-	0 / 20	<	0.5	U	<	0.48	U	<	0.48	U	<	0.63	U	<	0.4	U	<	0.68	U	<	0.8	U
Tetryl	-	0 / 18	<	0.5	U	<	0.48	U	<	0.48	U	<	1.2	U	<	0.66	U	<	1.1	U	<	0.8	U

Notes:
< = less than reporting limit
µg/L = micrograms per liter
HMX = octahydro-1,3,5,7-tetranitro-1,3,5,7-tetrazocine
ID = identification number
J = estimated
LOQ = limit of quantification
MNX = mono-nitroso-RDX
NA = not analyzed
NRL = no reporting limit
Qual = qualifier
RDX = hexahydro-1,3,5-trinitro-1,3,5-triazine
RL = reporting limit
U = nondetect

TABLE E.1.3-13
CORNHUSKER ARMY AMMUNITION PLANT
WELL CA242-EXPLOSIVES

FIELD ID			CA242			CA242			CA242			CA242			CA242			CA242			CA242		
METHOD	Maximum	Detection	SW846 M8330			SW846 M8330			UW51			UW33			UW33			UW32			UW32		
COLLECT DATE	Detection	Frequency	3/13/2000			3/24/1999			6/13/1998			7/10/1994			6/14/1994			10/9/1992			9/4/1992		
			Result	RL	Qual	Result	RL	Qual	Result	RL	Qual	Result	RL	Qual	Result	RL	Qual	Result	RL	Qual	Result	RL	Qual
EXPLOSIVES (µg/L)																							
1,3,5-Trinitrobenzene	-	0 / 20	<	0.8	U	<	0.8	U	<	1.00	U	<	0.425	U	<	0.425	U	<	0.449	U	<	0.449	U
1,3-Dinitrobenzene	-	0 / 20	<	0.8	U	<	0.8	U	<	0.500	U	<	0.549	U	<	0.549	U	<	0.611	U	<	0.611	U
2,4,6-Trinitrotoluene	-	0 / 20	<	1.5	U	<	0.8	U	<	1.00	U	<	0.451	U	<	0.451	U	<	0.635	U	<	0.635	U
2,4-Dinitrotoluene	-	0 / 20	<	1.1	U	<	0.8	U	<	0.500	U	<	0.26	U	<	0.26	U	<	0.064	U	<	0.064	U
2,6-Dinitrotoluene	-	0 / 20	<	1.1	U	<	0.8	U	<	0.500	U	<	0.26	U	<	0.26	U	<	0.074	U	<	0.074	U
2-Amino-4,6-dinitrotoluene	-	0 / 20	<	1	U	<	0.8	U	<	0.500	U	<	0.244	U	<	0.244	U	<	0.158	U	<	0.158	U
2-Nitrotoluene	-	0 / 16	<	1.1	U	<	0.8	U	<	1.00	U		NA			NA			NA			NA	
3-Nitrotoluene	-	0 / 16	<	1.1	U	<	0.8	U	<	1.00	U		NA			NA			NA			NA	
4-Amino-2,6-dinitrotoluene	-	0 / 16	<	1	U	<	0.8	U	<	1.00	U		NA			NA			NA			NA	
4-Nitrotoluene	-	0 / 16	<	1.1	U	<	0.8	U	<	1.00	U		NA			NA			NA			NA	
HMX	-	0 / 20	<	0.8	U	<	0.8	U	<	0.500	U	<	0.563	U	<	0.563	U	<	1.21	U	<	1.21	U
MNX	-	0 / 10		NA			NA			NA			NA			NA			NA			NA	
Nitrobenzene	-	0 / 20	<	0.8	U	<	0.8	U	<	0.500	U	<	0.817	U	<	0.817	U	<	0.645	U	<	0.645	U
RDX	-	0 / 20	<	0.8	U	<	0.8	U	<	1.00	U	<	0.412	U	<	0.412	U	<	1.17	U	<	1.17	U
Tetryl	-	0 / 18	<	1.3	U	<	0.8	U	<	0.500	U	<	1.18	U	<	1.18	U		NA			NA	

Notes:
< = less than reporting limit
µg/L = micrograms per liter
HMX = octahydro-1,3,5,7-tetranitro-1,3,5,7-tetrazocine
ID = identification number
J = estimated
LOQ = limit of quantification
MNX = mono-nitroso-RDX
NA = not analyzed
NRL = no reporting limit
Qual = qualifier
RDX = hexahydro-1,3,5-trinitro-1,3,5-triazine
RL = reporting limit
U = nondetect

TABLE E.1.3-14
CORNHUSKER ARMY AMMUNITION PLANT
WELL CA250-EXPLOSIVES

FIELD ID			CA250			CA250			CA250			CA250			CA250			CA250			CA250		
METHOD	Maximum	Detection	SW846 M8330			SW846 M8330			SW846 M8330			SW846 M8330			SW846 M8330			SW846 M8330			SW846 M8330		
COLLECT DATE	Detection	Frequency	None			None			3/5/2013			2/28/2012			3/2/2011			3/10/2010			3/4/2009		
			Result	RL	Qual	Result	RL	Qual	Result	RL	Qual	Result	RL	Qual	Result	RL	Qual	Result	RL	Qual	Result	RL	Qual
EXPLOSIVES (µg/L)																							
1,3,5-Trinitrobenzene	-	0 / 22							<	0.8	U	<	0.8	U	<	0.8	U	<	1	U	<	0.49	U
1,3-Dinitrobenzene	-	0 / 21							<	0.8	U	<	0.8	U	<	0.8	U	<	0.4	U	<	0.49	U
2,4,6-Trinitrotoluene	-	0 / 22							<	0.8	U	<	0.8	U	<	0.8	U	<	0.4	U	<	0.49	U
2,4-Dinitrotoluene	-	0 / 22							<	0.8	U	<	0.8	U	<	0.8	U	<	0.4	U	<	0.49	U
2,6-Dinitrotoluene	-	0 / 22	**Abandoned**			**Not Sampled**			<	0.8	U	<	0.8	U	<	0.8	U	<	0.2	U	<	0.49	U
2-Amino-4,6-dinitrotoluene	-	0 / 22	**2017**			**in 2014, 2015, 2016,**			<	0.8	U	<	0.8	U	<	0.8	U	<	0.2	U	<	0.49	U
2-Nitrotoluene	-	0 / 18				**2017**			<	0.8	U	<	0.8	U	<	0.8	U	<	0.4	U	<	0.49	U
3-Nitrotoluene	-	0 / 18							<	0.8	U	<	0.8	U	<	0.8	U	<	0.4	U	<	0.49	U
4-Amino-2,6-dinitrotoluene	-	0 / 18							<	1.4	U	<	1.4	U	<	0.8	U	<	0.2	U	<	0.49	U
4-Nitrotoluene	-	0 / 18							<	0.8	U	<	0.8	U	<	0.8	U	<	1	U	<	0.49	U
HMX	0.89 J	9 / 22							0.11	0.8	J	<	0.8	U	<	0.8	U	<	0.4	U	<	0.49	U
MNX	-	0 / 10							<	0.8	U	<	0.8	U	<	0.8	U	<	2	U	<	0.49	U
Nitrobenzene	-	0 / 22							<	0.8	U	<	0.8	U	<	0.8	U	<	0.4	U	<	0.49	U
RDX	2.62	11 / 22							<	0.8	U	<	0.8	U	<	0.8	U	<	0.2	U	<	0.49	U
Tetryl	-	0 / 20							<	1.6	U	<	0.8	U	<	0.8	U	<	0.24	U	<	0.49	U

Notes:
< = less than reporting limit
µg/L = micrograms per liter
HMX = octahydro-1,3,5,7-tetranitro-1,3,5,7-tetrazocine
ID = identification number
J = estimated
LOQ = limit of quantification
MNX = mono-nitroso-RDX
NA = not analyzed
NRL = no reporting limit
Qual = qualifier
RDX = hexahydro-1,3,5-trinitro-1,3,5-triazine
RL = reporting limit
U = nondetect

TABLE E.1.3-14
CORNHUSKER ARMY AMMUNITION PLANT
WELL CA250-EXPLOSIVES

FIELD ID			CA250			CA250			CA250			CA250			CA250			CA250			CA250		
METHOD	Maximum	Detection	SW846 M8330			SW846 M8330			SW846 M8330			SW846 M8330			SW846 M8330			SW846 M8330			SW846 M8330		
COLLECT DATE	Detection	Frequency	3/5/2008			3/8/2007			3/9/2006			3/9/2005			3/16/2004			3/12/2003			3/14/2002		
			Result	RL	Qual	Result	RL	Qual	Result	RL	Qual	Result	RL	Qual	Result	RL	Qual	Result	RL	Qual	Result	RL	Qual
EXPLOSIVES (µg/L)																							
1,3,5-Trinitrobenzene	-	0 / 22	<	0.49	U	<	0.48	U	<	0.48	U	<	0.48	U	<	0.16	U	<	0.2	U	<	0.40	U
1,3-Dinitrobenzene	-	0 / 21	<	0.49	U	<	0.48	U	<	0.48	U	<	0.48	U	<	0.16	U	<	0.2	U	<	0.26	U
2,4,6-Trinitrotoluene	-	0 / 22	<	0.49	U	<	0.48	U	<	0.48	U	<	0.48	U	<	0.16	U	<	0.2	U	<	0.33	U
2,4-Dinitrotoluene	-	0 / 22	<	0.49	U	<	0.48	U	<	0.48	U	<	0.48	U	<	0.31	U	<	0.38	U	<	0.26	U
2,6-Dinitrotoluene	-	0 / 22	<	0.49	U	<	0.48	U	<	0.48	U	<	0.48	U	<	0.31	U	<	0.38	U	<	1.0	U
2-Amino-4,6-dinitrotoluene	-	0 / 22	<	0.49	U	<	0.48	U	<	0.48	U	<	0.48	U	<	0.31	U	<	0.38	U	<	0.41	U
2-Nitrotoluene	-	0 / 18	<	0.49	U	<	0.48	U	<	0.48	U	<	0.48	U	<	0.31	U	<	0.38	U	<	0.81	U
3-Nitrotoluene	-	0 / 18	<	0.49	U	<	0.48	U	<	0.48	U	<	0.48	U	<	0.31	U	<	0.38	U	<	0.51	U
4-Amino-2,6-dinitrotoluene	-	0 / 18	<	0.49	U	<	0.48	U	<	0.48	U	<	0.48	U	<	0.31	U	<	0.38	U	<	0.69	U
4-Nitrotoluene	-	0 / 18	<	0.49	U	<	0.48	U	<	0.48	U	<	0.48	U	<	0.5	U	<	0.62	U	<	1.6	U
HMX	0.89 J	9 / 22	<	0.49	U	<	0.48	U	<	0.48	U	<	0.48	U	0.37	0.39	J	0.67	0.48		0.89	1.1	J
MNX	-	0 / 10	<	0.49	U	<	0.48	U	<	0.48	U	<	0.48	U	<	0.16	U		NA			NA	
Nitrobenzene	-	0 / 22	<	0.49	U	<	0.48	U	<	0.48	U	<	0.48	U	<	0.16	U	<	0.2	U	<	0.46	U
RDX	2.62	11 / 22	<	0.49	U	<	0.48	U	<	0.48	U	<	0.48	U	0.35	0.16		0.5	0.2		0.87	0.66	
Tetryl	-	0 / 20	<	0.49	U	<	0.48	U	<	0.48	U	<	0.48	U	<	0.31	U	<	0.38	U	<	1.1	U

Notes:
< = less than reporting limit
µg/L = micrograms per liter
HMX = octahydro-1,3,5,7-tetranitro-1,3,5,7-tetrazocine
ID = identification number
J = estimated
LOQ = limit of quantification
MNX = mono-nitroso-RDX
NA = not analyzed
NRL = no reporting limit
Qual = qualifier
RDX = hexahydro-1,3,5-trinitro-1,3,5-triazine
RL = reporting limit
U = nondetect

TABLE E.1.3-14
CORNHUSKER ARMY AMMUNITION PLANT
WELL CA250-EXPLOSIVES

FIELD ID			CA250			CA250			CA250			CA250			CA250			CA250			CA250		
METHOD	Maximum	Detection	SW846 M8330			SW846 M8330			SW846 M8330			UW51			UW51			UW51			UW33		
COLLECT DATE	Detection	Frequency	3/15/2001			3/15/2000			3/22/1999			6/15/1998			10/3/1997			12/15/1996			7/15/1994		
			Result	RL	Qual	Result	RL	Qual	Result	RL	Qual	Result	RL	Qual	Result	RL	Qual	Result	RL	Qual	Result	RL	Qual
EXPLOSIVES (µg/L)																							
1,3,5-Trinitrobenzene	-	0 / 22	<	0.8	U	<	0.8	U	<	0.8	U	<	1.00	U	<	0.125	U	<	0.125	U	<	0.425	U
1,3-Dinitrobenzene	-	0 / 21	<	0.8	U	<	0.8	U	<	0.8	U	<	0.500	U	<	0.989	U	<	0.989	U	<	0.549	U
2,4,6-Trinitrotoluene	-	0 / 22	<	0.8	U	<	1.5	U	<	0.8	U	<	1.00	U	<	0.29	U	<	0.29	U	<	0.451	U
2,4-Dinitrotoluene	-	0 / 22	<	0.8	U	<	1.1	U	<	0.8	U	<	0.500	U	<	0.233	U	<	0.233	U	<	0.26	U
2,6-Dinitrotoluene	-	0 / 22	<	0.8	U	<	1.1	U	<	0.8	U	<	0.500	U	<	0.2	U	<	0.2	U	<	0.26	U
2-Amino-4,6-dinitrotoluene	-	0 / 22	<	0.8	U	<	1	U	<	0.8	U	<	0.500	U	<	0.173	U	<	0.173	U	<	0.244	U
2-Nitrotoluene	-	0 / 18	<	0.8	U	<	1.1	U	<	0.8	U	<	1.00	U	<	0.319	U	<	0.319	U		NA	
3-Nitrotoluene	-	0 / 18	<	0.8	U	<	1.1	U	<	0.8	U	<	1.00	U	<	0.514	U	<	0.514	U		NA	
4-Amino-2,6-dinitrotoluene	-	0 / 18	<	0.8	U	<	1	U	<	0.8	U	<	1.00	U	<	0.309	U	<	0.309	U		NA	
4-Nitrotoluene	-	0 / 18	<	0.8	U	<	1.1	U	<	0.8	U	<	1.00	U	<	0.368	U	<	0.368	U		NA	
HMX	0.89 J	9 / 22	0.75	1	J	0.64	0.8	J	<	0.8	U	<	0.500	U	0.542	0.16		0.61	0.16		0.8	NRL	
MNX	-	0 / 10		NA			NA			NA			NA			NA			NA			NA	
Nitrobenzene	-	0 / 22	<	0.8	U	<	0.8	U	<	0.8	U	<	0.500	U	<	0.231	U	<	0.231	U	<	0.817	U
RDX	2.62	11 / 22	0.69	0.8	J	0.62	0.8	J	0.854	0.8		<	1.00	U	1.09	0.558		<	0.558	U	1.29	NRL	
Tetryl	-	0 / 20	<	0.8	U	<	1.3	U	<	0.8	U	<	0.500	U	<	0.253	U	<	0.253	U	<	1.18	U

Notes:
< = less than reporting limit
µg/L = micrograms per liter
HMX = octahydro-1,3,5,7-tetranitro-1,3,5,7-tetrazocine
ID = identification number
J = estimated
LOQ = limit of quantification
MNX = mono-nitroso-RDX
NA = not analyzed
NRL = no reporting limit
Qual = qualifier
RDX = hexahydro-1,3,5-trinitro-1,3,5-triazine
RL = reporting limit
U = nondetect

TABLE E.1.3-14
CORNHUSKER ARMY AMMUNITION PLANT
WELL CA250-EXPLOSIVES

FIELD ID			CA250			CA250			CA250		
METHOD	Maximum	Detection	UW33			UW32			UW32		
COLLECT DATE	Detection	Frequency	6/11/1994			10/8/1992			9/7/1992		
			Result	RL	Qual	Result	RL	Qual	Result	RL	Qual
EXPLOSIVES (µg/L)											
1,3,5-Trinitrobenzene	-	0 / 22	<	0.425	U	<	0.449	U	<	0.449	U
1,3-Dinitrobenzene	-	0 / 21		NA		<	0.611	U	<	0.611	U
2,4,6-Trinitrotoluene	-	0 / 22	<	0.451	U	<	0.635	U	<	0.635	U
2,4-Dinitrotoluene	-	0 / 22	<	0.26	U	<	0.064	U	<	0.064	U
2,6-Dinitrotoluene	-	0 / 22	<	0.26	U	<	0.074	U	<	0.074	U
2-Amino-4,6-dinitrotoluene	-	0 / 22	<	0.244	U	<	0.158	U	<	0.158	U
2-Nitrotoluene	-	0 / 18		NA			NA			NA	
3-Nitrotoluene	-	0 / 18		NA			NA			NA	
4-Amino-2,6-dinitrotoluene	-	0 / 18		NA			NA			NA	
4-Nitrotoluene	-	0 / 18		NA			NA			NA	
HMX	0.89 J	9 / 22	<	0.563	U	<	1.21	U	<	1.21	U
MNX	-	0 / 10		NA			NA			NA	
Nitrobenzene	-	0 / 22	<	0.817	U	<	0.645	U	<	0.645	U
RDX	2.62	11 / 22	0.681	NRL		2.62	NRL		2.2	NRL	
Tetryl	-	0 / 20	<	1.18	U		NA			NA	

Notes:
< = less than reporting limit
µg/L = micrograms per liter
HMX = octahydro-1,3,5,7-tetranitro-1,3,5,7-tetrazocine
ID = identification number
J = estimated
LOQ = limit of quantification
MNX = mono-nitroso-RDX
NA = not analyzed
NRL = no reporting limit
Qual = qualifier
RDX = hexahydro-1,3,5-trinitro-1,3,5-triazine
RL = reporting limit
U = nondetect

TABLE E.1.3-15
CORNHUSKER ARMY AMMUNITION PLANT
WELL CA251-EXPLOSIVES

FIELD ID			CA251			CA251			CA251			CA251			CA251			CA251			CA251		
METHOD	Maximum	Detection	SW846 M8329			SW846 M8329			SW846 M8329			SW846 M8329			SW846 M8330			SW846 M8330			SW846 M8330		
COLLECT DATE	Detection	Frequency	None			None			3/5/2013			2/28/2012			3/2/2011			3/10/2010			3/4/2009		
			Result	RL	Qual	Result	RL	Qual	Result	RL	Qual	Result	RL	Qual	Result	RL	Qual	Result	RL	Qual	Result	RL	Qual
EXPLOSIVES (µg/L)																							
1,3,5-Trinitrobenzene	0.31	1 / 22							<	0.8	U	<	0.8	U	<	0.8	U	<	1	U	<	0.48	U
1,3-Dinitrobenzene	-	0 / 22							<	0.8	U	<	0.8	U	<	0.8	U	<	0.4	U	<	0.48	U
2,4,6-Trinitrotoluene	-	0 / 22							<	0.8	U	<	0.8	U	<	0.8	U	<	0.4	U	<	0.48	U
2,4-Dinitrotoluene	-	0 / 22							<	0.8	U	<	0.8	U	<	0.8	U	<	0.4	U	<	0.48	U
2,6-Dinitrotoluene	-	0 / 22	**Abandoned**			**Not Sampled**			<	0.8	U	<	0.8	U	<	0.8	U	<	0.2	U	<	0.48	U
2-Amino-4,6-dinitrotoluene	-	0 / 22	**2017**			**in 2014, 2015, 2016,**			<	0.8	U	<	0.8	U	<	0.8	U	<	0.2	U	<	0.48	U
2-Nitrotoluene	-	0 / 18				**2017**			<	0.8	U	<	0.8	U	<	0.8	U	<	0.4	U	<	0.48	U
3-Nitrotoluene	-	0 / 18							<	0.8	U	<	0.8	U	<	0.8	U	<	0.4	U	<	0.48	U
4-Amino-2,6-dinitrotoluene	-	0 / 18							<	1.4	U	<	1.4	U	<	0.8	U	<	0.2	U	<	0.48	U
4-Nitrotoluene	-	0 / 18							<	0.8	U	<	0.8	U	<	0.8	U	<	1	U	<	0.48	U
HMX	6.27	19 / 22							0.29	0.8	J	<	0.8	U	0.58	0.8	J	0.98	0.4		1	0.48	
MNX	0.44 J	1 / 10							<	0.8	U	0.44	0.8	J	<	0.8	U	<	2	U	<	0.48	U
Nitrobenzene	-	0 / 22							<	0.8	U	<	0.8	U	<	0.8	U	<	0.4	U	<	0.48	U
RDX	28	19 / 22							<	0.8	U	0.12	0.8	J	0.91	0.8		0.29	0.2		<	0.48	U
Tetryl	-	0 / 20							<	1.6	U	<	0.8	U	<	0.8	U	<	0.24	U	<	0.48	U

Notes:
< = less than reporting limit
µg/L = micrograms per liter
HMX = octahydro-1,3,5,7-tetranitro-1,3,5,7-tetrazocine
ID = identification number
J = estimated
LOQ = limit of quantification
MNX = mono-nitroso-RDX
NA = not analyzed
NRL = no reporting limit
Qual = qualifier
RDX = hexahydro-1,3,5-trinitro-1,3,5-triazine
RL = reporting limit
U = nondetect

TABLE E.1.3-15
CORNHUSKER ARMY AMMUNITION PLANT
WELL CA251-EXPLOSIVES

FIELD ID			CA251			CA251			CA251			CA251			CA251			CA251			CA251		
METHOD	Maximum	Detection	SW846 M8330			SW846 M8330			SW846 M8330			SW846 M8330			SW846 M8330			SW846 M8330			SW846 M8330		
COLLECT DATE	Detection	Frequency	3/6/2008			3/8/2007			3/9/2006			3/9/2005			3/10/2004			3/12/2003			3/14/2002		
			Result	RL	Qual	Result	RL	Qual	Result	RL	Qual	Result	RL	Qual	Result	RL	Qual	Result	RL	Qual	Result	RL	Qual
EXPLOSIVES (µg/L)																							
1,3,5-Trinitrobenzene	0.31	1 / 22	<	0.49	U	<	0.5	U	<	0.48	U	<	0.49	U	<	0.38	U	<	0.28	U	<	0.38	U
1,3-Dinitrobenzene	-	0 / 22	<	0.49	U	<	0.5	U	<	0.48	U	<	0.49	U	<	0.38	U	<	0.28	U	<	0.26	U
2,4,6-Trinitrotoluene	-	0 / 22	<	0.49	U	<	0.5	U	<	0.48	U	<	0.49	U	<	0.38	U	<	0.28	U	<	0.32	U
2,4-Dinitrotoluene	-	0 / 22	<	0.49	U	<	0.5	U	<	0.48	U	<	0.49	U	<	0.73	U	<	0.54	U	<	0.26	U
2,6-Dinitrotoluene	-	0 / 22	<	0.49	U	<	0.5	U	<	0.48	U	<	0.49	U	<	0.73	U	<	0.54	U	<	0.99	U
2-Amino-4,6-dinitrotoluene	-	0 / 22	<	0.49	U	<	0.5	U	<	0.48	U	<	0.49	U	<	0.73	U	<	0.54	U	<	0.40	U
2-Nitrotoluene	-	0 / 18	<	0.49	U	<	0.5	U	<	0.48	U	<	0.49	U	<	0.73	U	<	0.54	U	<	0.78	U
3-Nitrotoluene	-	0 / 18	<	0.49	U	<	0.5	U	<	0.48	U	<	0.49	U	<	0.73	U	<	0.54	U	<	0.50	U
4-Amino-2,6-dinitrotoluene	-	0 / 18	<	0.49	U	<	0.5	U	<	0.48	U	<	0.49	U	<	0.73	U	<	0.54	U	<	0.67	U
4-Nitrotoluene	-	0 / 18	<	0.49	U	<	0.5	U	<	0.48	U	<	0.49	U	<	1.2	U	<	0.87	U	<	1.6	U
HMX	6.27	19 / 22	0.96	0.49		<	0.5	U	<	0.48	U	0.89	0.49		1.2	0.92		1.4	0.68		2.0	1.1	
MNX	0.44 J	1 / 10	<	0.49	U	<	0.5	U	<	0.48	U	<	0.49	U	<	0.38	U		NA			NA	
Nitrobenzene	-	0 / 22	<	0.49	U	<	0.5	U	<	0.48	U	<	0.49	U	<	0.38	U	<	0.28	U	<	0.45	U
RDX	28	19 / 22	1.2	0.49		<	0.5	U	0.64	0.48		1.1	0.49		2	0.38		3.3	0.28		3.9	0.64	
Tetryl	-	0 / 20	<	0.49	U	<	0.5	U	<	0.48	U	<	0.49	U	<	0.73	U	<	0.54	U	<	1.1	U

Notes:
< = less than reporting limit
µg/L = micrograms per liter
HMX = octahydro-1,3,5,7-tetranitro-1,3,5,7-tetrazocine
ID = identification number
J = estimated
LOQ = limit of quantification
MNX = mono-nitroso-RDX
NA = not analyzed
NRL = no reporting limit
Qual = qualifier
RDX = hexahydro-1,3,5-trinitro-1,3,5-triazine
RL = reporting limit
U = nondetect

TABLE E.1.3-15
CORNHUSKER ARMY AMMUNITION PLANT
WELL CA251-EXPLOSIVES

FIELD ID			CA251			CA251			CA251			CA251			CA251			CA251			CA251		
METHOD	Maximum	Detection	SW846 M8330			SW846 M8330			SW846 M8330			UW51			UW51			UW51			UW33		
COLLECT DATE	Detection	Frequency	3/15/2001			3/15/2000			3/22/1999			6/15/1998			10/3/1997			12/15/1996			7/15/1994		
			Result	RL	Qual	Result	RL	Qual	Result	RL	Qual	Result	RL	Qual	Result	RL	Qual	Result	RL	Qual	Result	RL	Qual
EXPLOSIVES (µg/L)																							
1,3,5-Trinitrobenzene	0.31	1 / 22	<	0.8	U	<	0.8	U	<	0.8	U	<	1.00	U	<	0.125	U	0.31	0.125		<	0.425	U
1,3-Dinitrobenzene	-	0 / 22	<	0.8	U	<	0.8	U	<	0.8	U	<	0.500	U	<	0.989	U	<	0.989	U	<	0.549	U
2,4,6-Trinitrotoluene	-	0 / 22	<	0.8	U	<	1.5	U	<	0.8	U	<	1.00	U	<	0.29	U	<	0.29	U	<	0.451	U
2,4-Dinitrotoluene	-	0 / 22	<	0.8	U	<	1.1	U	<	0.8	U	<	0.500	U	<	0.233	U	<	0.233	U	<	0.26	U
2,6-Dinitrotoluene	-	0 / 22	<	0.8	U	<	1.1	U	<	0.8	U	<	0.500	U	<	0.2	U	<	0.2	U	<	0.26	U
2-Amino-4,6-dinitrotoluene	-	0 / 22	<	0.8	U	<	1	U	<	0.8	U	<	0.500	U	<	0.173	U	<	0.173	U	<	0.244	U
2-Nitrotoluene	-	0 / 18	<	0.8	U	<	1.1	U	<	0.8	U	<	1.00	U	<	0.319	U	<	0.319	U		NA	
3-Nitrotoluene	-	0 / 18	<	0.8	U	<	1.1	U	<	0.8	U	<	1.00	U	<	0.514	U	<	0.514	U		NA	
4-Amino-2,6-dinitrotoluene	-	0 / 18	<	0.8	U	<	1	U	<	0.8	U	<	1.00	U	<	0.309	U	<	0.309	U		NA	
4-Nitrotoluene	-	0 / 18	<	0.8	U	<	1.1	U	<	0.8	U	<	1.00	U	<	0.368	U	<	0.368	U		NA	
HMX	6.27	19 / 22	1.6	1		3.4	0.8		3.78	0.8		2.77	0.500		3.75	0.16		3.65	0.16		5.8	NRL	
MNX	0.44 J	1 / 10		NA			NA			NA			NA			NA			NA			NA	
Nitrobenzene	-	0 / 22	<	0.8	U	<	0.8	U	<	0.8	U	<	0.500	U	<	0.231	U	<	0.231	U	<	0.817	U
RDX	28	19 / 22	3.9	0.8		5.6	0.8		7.97	0.8		7.86	1.00		11.3	0.558		13.6	0.558		28	NRL	
Tetryl	-	0 / 20	<	0.8	U	<	1.3	U	<	0.8	U	<	0.500	U	<	0.253	U	<	0.253	U	<	1.18	U

Notes:
< = less than reporting limit
µg/L = micrograms per liter
HMX = octahydro-1,3,5,7-tetranitro-1,3,5,7-tetrazocine
ID = identification number
J = estimated
LOQ = limit of quantification
MNX = mono-nitroso-RDX
NA = not analyzed
NRL = no reporting limit
Qual = qualifier
RDX = hexahydro-1,3,5-trinitro-1,3,5-triazine
RL = reporting limit
U = nondetect

TABLE E.1.3-15
CORNHUSKER ARMY AMMUNITION PLANT
WELL CA251-EXPLOSIVES

FIELD ID			CA251			CA251			CA251		
METHOD	Maximum	Detection	UW33			UW32			UW32		
COLLECT DATE	Detection	Frequency	6/10/1994			10/8/1992			9/4/1992		
			Result	RL	Qual	Result	RL	Qual	Result	RL	Qual
EXPLOSIVES (µg/L)											
1,3,5-Trinitrobenzene	0.31	1 / 22	<	0.425	U	<	0.449	U	<	0.449	U
1,3-Dinitrobenzene	-	0 / 22	<	0.549	U	<	0.611	U	<	0.611	U
2,4,6-Trinitrotoluene	-	0 / 22	<	0.451	U	<	0.635	U	<	0.635	U
2,4-Dinitrotoluene	-	0 / 22	<	0.26	U	<	0.064	U	<	0.064	U
2,6-Dinitrotoluene	-	0 / 22	<	0.26	U	<	0.074	U	<	0.074	U
2-Amino-4,6-dinitrotoluene	-	0 / 22	<	0.244	U	<	0.158	U	<	0.158	U
2-Nitrotoluene	-	0 / 18		NA			NA			NA	
3-Nitrotoluene	-	0 / 18		NA			NA			NA	
4-Amino-2,6-dinitrotoluene	-	0 / 18		NA			NA			NA	
4-Nitrotoluene	-	0 / 18		NA			NA			NA	
HMX	6.27	19 / 22	6.27	NRL		2.95	NRL		4.49	NRL	
MNX	0.44 J	1 / 10		NA			NA			NA	
Nitrobenzene	-	0 / 22	<	0.817	U	<	0.645	U	<	0.645	U
RDX	28	19 / 22	25	NRL		19.7	NRL		21	NRL	
Tetryl	-	0 / 20	<	1.18	U		NA			NA	

Notes:
< = less than reporting limit
µg/L = micrograms per liter
HMX = octahydro-1,3,5,7-tetranitro-1,3,5,7-tetrazocine
ID = identification number
J = estimated
LOQ = limit of quantification
MNX = mono-nitroso-RDX
NA = not analyzed
NRL = no reporting limit
Qual = qualifier
RDX = hexahydro-1,3,5-trinitro-1,3,5-triazine
RL = reporting limit
U = nondetect

TABLE E.1.3-16
CORNHUSKER ARMY AMMUNITION PLANT
WELL CA252-EXPLOSIVES

FIELD ID			CA252			CA252			CA252			CA252			CA252			CA252			CA252		
METHOD	Maximum	Detection	SW846 M8330			SW846 M8330			SW846 M8330			SW846 M8330			SW846 M8330			SW846 M8330			SW846 M8330		
COLLECT DATE	Detection	Frequency	None			None			3/5/2013			2/28/2012			3/2/2011			3/10/2010			3/4/2009		
			Result	RL	Qual	Result	RL	Qual	Result	RL	Qual	Result	RL	Qual	Result	RL	Qual	Result	RL	Qual	Result	RL	Qual
EXPLOSIVES (µg/L)																							
1,3,5-Trinitrobenzene	-	0 / 22							<	0.8	U	<	0.8	U	<	0.8	U	<	1	U	<	0.48	U
1,3-Dinitrobenzene	-	0 / 22							<	0.8	U	<	0.8	U	<	0.8	U	<	0.4	U	<	0.48	U
2,4,6-Trinitrotoluene	-	0 / 22							<	0.8	U	<	0.8	U	<	0.8	U	<	0.4	U	<	0.48	U
2,4-Dinitrotoluene	-	0 / 22							<	0.8	U	<	0.8	U	<	0.8	U	<	0.4	U	<	0.48	U
2,6-Dinitrotoluene	-	0 / 22	**Abandoned**			**Not Sampled**			<	0.8	U	<	0.8	U	<	0.8	U	<	0.2	U	<	0.48	U
2-Amino-4,6-dinitrotoluene	-	0 / 22	**2017**			**in 2014, 2015, 2016,**			<	0.8	U	<	0.8	U	<	0.8	U	<	0.2	U	<	0.48	U
2-Nitrotoluene	-	0 / 18				**2017**			<	0.8	U	<	0.8	U	<	0.8	U	<	0.4	U	<	0.48	U
3-Nitrotoluene	-	0 / 18							<	0.8	U	<	0.8	U	<	0.8	U	<	0.4	U	<	0.48	U
4-Amino-2,6-dinitrotoluene	-	0 / 19							<	1.4	U	<	1.4	U	<	0.8	U	<	0.2	U	<	0.48	U
4-Nitrotoluene	-	0 / 18							<	0.8	U	<	0.8	U	<	0.8	U	<	1	U	<	0.48	U
HMX	5.59	22 / 22							0.72	0.8	J	0.52	0.8	J	0.48	0.8	J	0.63	0.4		0.59	0.48	
MNX	0.32 J	1 / 10							<	0.8	U	<	0.8	U	<	0.8	U	<	2	U	<	0.48	U
Nitrobenzene	-	0 / 22							<	0.8	U	<	0.8	U	<	0.8	U	<	0.4	U	<	0.48	U
RDX	19.4	18 / 22							0.83	0.8	J	<	0.8	U	<	0.8	U	<	0.2	U	<	0.48	U
Tetryl	-	0 / 20							<	1.6	U	<	0.8	U	<	0.8	U	<	0.24	U	<	0.48	U

Notes:
< = less than reporting limit
µg/L = micrograms per liter
HMX = octahydro-1,3,5,7-tetranitro-1,3,5,7-tetrazocine
ID = identification number
J = estimated
LOQ = limit of quantification
MNX = mono-nitroso-RDX
NA = not analyzed
NRL = no reporting limit
Qual = qualifier
RDX = hexahydro-1,3,5-trinitro-1,3,5-triazine
RL = reporting limit
U = nondetect

TABLE E.1.3-16
CORNHUSKER ARMY AMMUNITION PLANT
WELL CA252-EXPLOSIVES

FIELD ID			CA252			CA252			CA252			CA252			CA252			CA252			CA252		
METHOD	Maximum	Detection	SW846 M8330			SW846 M8330			SW846 M8330			SW846 M8330			SW846 M8330			SW846 M8330			SW846 M8330		
COLLECT DATE	Detection	Frequency	3/6/2008			3/8/2007			3/9/2006			3/9/2005			3/10/2004			3/12/2003			3/14/2002		
			Result	RL	Qual	Result	RL	Qual	Result	RL	Qual	Result	RL	Qual	Result	RL	Qual	Result	RL	Qual	Result	RL	Qual
EXPLOSIVES (µg/L)																							
1,3,5-Trinitrobenzene	-	0 / 22	<	0.48	U	<	0.48	U	<	0.48	U	<	0.48	U	<	0.41	U	<	0.27	U	<	0.30	U
1,3-Dinitrobenzene	-	0 / 22	<	0.48	U	<	0.48	U	<	0.48	U	<	0.48	U	<	0.41	U	<	0.27	U	<	0.20	U
2,4,6-Trinitrotoluene	-	0 / 22	<	0.48	U	<	0.48	U	<	0.48	U	<	0.48	U	<	0.41	U	<	0.27	U	<	0.25	U
2,4-Dinitrotoluene	-	0 / 22	<	0.48	U	<	0.48	U	<	0.48	U	<	0.48	U	<	0.8	U	<	0.53	U	<	0.20	U
2,6-Dinitrotoluene	-	0 / 22	<	0.48	U	<	0.48	U	<	0.48	U	<	0.48	U	<	0.8	U	<	0.53	U	<	0.79	U
2-Amino-4,6-dinitrotoluene	-	0 / 22	<	0.48	U	<	0.48	U	<	0.48	U	<	0.48	U	<	0.8	U	<	0.53	U	<	0.32	U
2-Nitrotoluene	-	0 / 18	<	0.48	U	<	0.48	U	<	0.48	U	<	0.48	U	<	0.8	U	<	0.53	U	<	0.62	U
3-Nitrotoluene	-	0 / 18	<	0.48	U	<	0.48	U	<	0.48	U	<	0.48	U	<	0.8	U	<	0.53	U	<	0.39	U
4-Amino-2,6-dinitrotoluene	-	0 / 19	<	0.48	U	<	0.48	U	<	0.48	U	<	0.48	U	<	0.8	U	<	0.53	U	<	0.53	U
4-Nitrotoluene	-	0 / 18	<	0.48	U	<	0.48	U	<	0.48	U	<	0.48	U	<	1.3	U	<	0.85	U	<	1.3	U
HMX	5.59	22 / 22	2.5	0.48		2.7	0.48		3.3	0.48		3.6	0.48		4.1	1		4.3	0.66		4.8	0.86	
MNX	0.32 J	1 / 10	<	0.48	U	<	0.48	U	<	0.48	U	<	0.48	U	0.32	0.41	J		NA			NA	
Nitrobenzene	-	0 / 22	<	0.48	U	<	0.48	U	<	0.48	U	<	0.48	U	<	0.41	U	<	0.27	U	<	0.35	U
RDX	19.4	18 / 22	0.62	0.48		2.2	0.48		2.9	0.48		4	0.48		5.3	0.41		4.8	0.27		6.1	0.51	
Tetryl	-	0 / 20	<	0.48	U	<	0.48	U	<	0.48	U	<	0.48	U	<	0.8	U	<	0.53	U	<	0.84	U

Notes:
< = less than reporting limit
µg/L = micrograms per liter
HMX = octahydro-1,3,5,7-tetranitro-1,3,5,7-tetrazocine
ID = identification number
J = estimated
LOQ = limit of quantification
MNX = mono-nitroso-RDX
NA = not analyzed
NRL = no reporting limit
Qual = qualifier
RDX = hexahydro-1,3,5-trinitro-1,3,5-triazine
RL = reporting limit
U = nondetect

TABLE E.1.3-16
CORNHUSKER ARMY AMMUNITION PLANT
WELL CA252-EXPLOSIVES

FIELD ID			CA252			CA252			CA252			CA252			CA252			CA252			CA252		
METHOD	Maximum	Detection	SW846 M8330			SW846 M8330			SW846 M8330			UW51			UW51			UW51			UW33		
COLLECT DATE	Detection	Frequency	3/15/2001			3/15/2000			3/22/1999			6/15/1998			10/3/1997			12/15/1996			7/16/1994		
			Result	RL	Qual	Result	RL	Qual	Result	RL	Qual	Result	RL	Qual	Result	RL	Qual	Result	RL	Qual	Result	RL	Qual
EXPLOSIVES (µg/L)																							
1,3,5-Trinitrobenzene	-	0 / 22	<	0.8	U	<	0.8	U	<	0.8	U	<	1.00	U	<	0.125	U	<	0.125	U	<	0.425	U
1,3-Dinitrobenzene	-	0 / 22	<	0.8	U	<	0.8	U	<	0.8	U	<	0.500	U	<	0.989	U	<	0.989	U	<	0.549	U
2,4,6-Trinitrotoluene	-	0 / 22	<	0.8	U	<	1.5	U	<	0.8	U	<	1.00	U	<	0.29	U	<	0.29	U	<	0.451	U
2,4-Dinitrotoluene	-	0 / 22	<	0.8	U	<	1.1	U	<	0.8	U	<	0.500	U	<	0.233	U	<	0.233	U	<	0.26	U
2,6-Dinitrotoluene	-	0 / 22	<	0.8	U	<	1.1	U	<	0.8	U	<	0.500	U	<	0.2	U	<	0.2	U	<	0.26	U
2-Amino-4,6-dinitrotoluene	-	0 / 22	<	0.8	U	<	1	U	<	0.8	U	<	0.500	U	<	0.173	U	<	0.173	U	<	0.954	U
2-Nitrotoluene	-	0 / 18	<	0.8	U	<	1.1	U	<	0.8	U	<	1.00	U	<	0.319	U	<	0.319	U		NA	
3-Nitrotoluene	-	0 / 18	<	0.8	U	<	1.1	U	<	0.8	U	<	1.00	U	<	0.514	U	<	0.514	U		NA	
4-Amino-2,6-dinitrotoluene	-	0 / 19	<	0.8	U	<	1	U	<	0.8	U	<	1.00	U	<	0.309	U	<	0.309	U	<	0.704	U
4-Nitrotoluene	-	0 / 18	<	0.8	U	<	1.1	U	<	0.8	U	<	1.00	U	<	0.368	U	<	0.368	U		NA	
HMX	5.59	22 / 22	3.7	1		4.2	0.8		3.48	0.8		3.17	0.500		3.11	0.16		4.6	0.16		4.81	NRL	
MNX	0.32 J	1 / 10		NA			NA			NA			NA			NA			NA			NA	
Nitrobenzene	-	0 / 22	<	0.8	U	<	0.8	U	<	0.8	U	<	0.500	U	<	0.231	U	<	0.231	U	<	0.817	U
RDX	19.4	18 / 22	7	0.8		5.3	0.8		5.23	0.8		4.42	1.00		5.54	0.558		7.2	0.558		6.44	NRL	
Tetryl	-	0 / 20	<	0.8	U	<	1.3	U	<	0.8	U	<	0.500	U	<	0.253	U	<	0.253	U	<	1.18	U

Notes:
< = less than reporting limit
µg/L = micrograms per liter
HMX = octahydro-1,3,5,7-tetranitro-1,3,5,7-tetrazocine
ID = identification number
J = estimated
LOQ = limit of quantification
MNX = mono-nitroso-RDX
NA = not analyzed
NRL = no reporting limit
Qual = qualifier
RDX = hexahydro-1,3,5-trinitro-1,3,5-triazine
RL = reporting limit
U = nondetect

TABLE E.1.3-16
CORNHUSKER ARMY AMMUNITION PLANT
WELL CA252-EXPLOSIVES

FIELD ID			CA252			CA252			CA252		
METHOD	Maximum	Detection	UW33			UW32			UW32		
COLLECT DATE	Detection	Frequency	6/22/1994			10/8/1992			9/7/1992		
			Result	RL	Qual	Result	RL	Qual	Result	RL	Qual
EXPLOSIVES (µg/L)											
1,3,5-Trinitrobenzene	-	0 / 22	<	0.425	U	<	0.449	U	<	0.449	U
1,3-Dinitrobenzene	-	0 / 22	<	0.549	U	<	0.611	U	<	0.611	U
2,4,6-Trinitrotoluene	-	0 / 22	<	0.451	U	<	0.635	U	<	0.635	U
2,4-Dinitrotoluene	-	0 / 22	<	0.26	U	<	0.064	U	<	0.064	U
2,6-Dinitrotoluene	-	0 / 22	<	0.26	U	<	0.074	U	<	0.074	U
2-Amino-4,6-dinitrotoluene	-	0 / 22	<	0.244	U	<	0.158	U	<	0.158	U
2-Nitrotoluene	-	0 / 18		NA			NA			NA	
3-Nitrotoluene	-	0 / 18		NA			NA			NA	
4-Amino-2,6-dinitrotoluene	-	0 / 19		NA			NA			NA	
4-Nitrotoluene	-	0 / 18		NA			NA			NA	
HMX	5.59	22 / 22	2.92	NRL		5.59	NRL		5.42	NRL	
MNX	0.32 J	1 / 10		NA			NA			NA	
Nitrobenzene	-	0 / 22	<	0.817	U	<	0.645	U	<	0.645	U
RDX	19.4	18 / 22	4.55	NRL		19.4	NRL		17.1	NRL	
Tetryl	-	0 / 20	<	1.18	U		NA			NA	

Notes:
< = less than reporting limit
µg/L = micrograms per liter
HMX = octahydro-1,3,5,7-tetranitro-1,3,5,7-tetrazocine
ID = identification number
J = estimated
LOQ = limit of quantification
MNX = mono-nitroso-RDX
NA = not analyzed
NRL = no reporting limit
Qual = qualifier
RDX = hexahydro-1,3,5-trinitro-1,3,5-triazine
RL = reporting limit
U = nondetect

TABLE E.1.3-17
CORNHUSKER ARMY AMMUNITION PLANT
WELL CA253-EXPLOSIVES

FIELD ID			CA253			CA253			CA253			CA253			CA253			CA253			CA253		
METHOD	Maximum	Detection	SW846 M8330			SW846 M8330			SW846 M8330			SW846 M8330			SW846 M8330			SW846 M8330			SW846 M8330		
COLLECT DATE	Detection	Frequency	None			None			3/6/2013			2/28/2012			3/2/2011			3/8/2010			3/4/2009		
			Result	RL	Qual	Result	RL	Qual	Result	RL	Qual	Result	RL	Qual	Result	RL	Qual	Result	RL	Qual	Result	RL	Qual
EXPLOSIVES (µg/L)																							
1,3,5-Trinitrobenzene	-	0 / 21							<	0.8	U	<	0.8	U	<	0.8	U	<	1.1	U	<	0.49	U
1,3-Dinitrobenzene	-	0 / 21							<	0.8	U	<	0.8	U	<	0.8	U	<	0.42	U	<	0.49	U
2,4,6-Trinitrotoluene	-	0 / 21							<	0.8	U	<	0.8	U	<	0.8	U	<	0.42	U	<	0.49	U
2,4-Dinitrotoluene	-	0 / 21							<	0.8	U	<	0.8	U	<	0.8	U	<	0.42	U	<	0.49	U
2,6-Dinitrotoluene	-	0 / 21	**Abandoned**			**Not Sampled**			<	0.8	U	<	0.8	U	<	0.8	U	<	0.21	U	<	0.49	U
2-Amino-4,6-dinitrotoluene	-	0 / 21	**2017**			**in 2014, 2015, 2016,**			<	0.8	U	<	0.8	U	<	0.8	U	<	0.21	U	<	0.49	U
2-Nitrotoluene	-	0 / 17				**2017**			<	0.8	U	<	0.8	U	<	0.8	U	<	0.42	U	<	0.49	U
3-Nitrotoluene	-	0 / 17							<	0.8	U	<	0.8	U	<	0.8	U	<	0.42	U	<	0.49	U
4-Amino-2,6-dinitrotoluene	-	0 / 17							<	1.4	U	<	1.4	U	<	0.8	U	<	0.21	U	<	0.49	U
4-Nitrotoluene	-	0 / 17							<	0.8	U	<	0.8	U	<	0.8	U	<	1.1	U	<	0.49	U
HMX	-	0 / 21							<	0.8	U	<	0.8	U	<	0.8	U	<	0.42	U	<	0.49	U
MNX	-	0 / 10							<	0.8	U	<	0.8	U	<	0.8	U	<	2.1	U	<	0.49	U
Nitrobenzene	-	0 / 21							<	0.8	U	<	0.8	U	<	0.8	U	<	0.42	U	<	0.49	U
RDX	-	0 / 21							<	0.8	U	<	0.8	U	<	0.8	U	<	0.21	U	<	0.49	U
Tetryl	-	0 / 19							<	1.6	U	<	0.8	U	<	0.8	U	<	0.25	U	<	0.49	U

Notes:
< = less than reporting limit
µg/L = micrograms per liter
HMX = octahydro-1,3,5,7-tetranitro-1,3,5,7-tetrazocine
ID = identification number
J = estimated
LOQ = limit of quantification
MNX = mono-nitroso-RDX
NA = not analyzed
NRL = no reporting limit
Qual = qualifier
RDX = hexahydro-1,3,5-trinitro-1,3,5-triazine
RL = reporting limit
U = nondetect

TABLE E.1.3-17
CORNHUSKER ARMY AMMUNITION PLANT
WELL CA253-EXPLOSIVES

FIELD ID			CA253			CA253			CA253			CA253			CA253			CA253			CA253		
METHOD	Maximum	Detection	SW846 M8330			SW846 M8330			SW846 M8330			SW846 M8330			SW846 M8330			SW846 M8330			SW846 M8330		
COLLECT DATE	Detection	Frequency	3/5/2008			3/6/2007			3/9/2006			3/10/2005			3/10/2004			3/12/2003			3/13/2002		
			Result	RL	Qual	Result	RL	Qual	Result	RL	Qual	Result	RL	Qual	Result	RL	Qual	Result	RL	Qual	Result	RL	Qual
EXPLOSIVES (µg/L)																							
1,3,5-Trinitrobenzene	-	0 / 21	<	0.49	U	<	0.48	U	<	0.48	U	<	0.48	U	<	0.3	U	<	0.16	U	<	0.24	U
1,3-Dinitrobenzene	-	0 / 21	<	0.49	U	<	0.48	U	<	0.48	U	<	0.48	U	<	0.3	U	<	0.16	U	<	0.16	U
2,4,6-Trinitrotoluene	-	0 / 21	<	0.49	U	<	0.48	U	<	0.48	U	<	0.48	U	<	0.3	U	<	0.16	U	<	0.20	U
2,4-Dinitrotoluene	-	0 / 21	<	0.49	U	<	0.48	U	<	0.48	U	<	0.48	U	<	0.58	U	<	0.31	U	<	0.16	U
2,6-Dinitrotoluene	-	0 / 21	<	0.49	U	<	0.48	U	<	0.48	U	<	0.48	U	<	0.58	U	<	0.31	U	<	0.62	U
2-Amino-4,6-dinitrotoluene	-	0 / 21	<	0.49	U	<	0.48	U	<	0.48	U	<	0.48	U	<	0.58	U	<	0.31	U	<	0.25	U
2-Nitrotoluene	-	0 / 17	<	0.49	U	<	0.48	U	<	0.48	U	<	0.48	U	<	0.58	U	<	0.31	U	<	0.49	U
3-Nitrotoluene	-	0 / 17	<	0.49	U	<	0.48	U	<	0.48	U	<	0.48	U	<	0.58	U	<	0.31	U	<	0.31	U
4-Amino-2,6-dinitrotoluene	-	0 / 17	<	0.49	U	<	0.48	U	<	0.48	U	<	0.48	U	<	0.58	U	<	0.31	U	<	0.42	U
4-Nitrotoluene	-	0 / 17	<	0.49	U	<	0.48	U	<	0.48	U	<	0.48	U	<	0.93	U	<	0.5	U	<	1.0	U
HMX	-	0 / 21	<	0.49	U	<	0.48	U	<	0.48	U	<	0.48	U	<	0.73	U	<	0.39	U	<	0.68	U
MNX	-	0 / 10	<	0.49	U	<	0.48	U	<	0.48	U	<	0.48	U	<	0.3	U		NA			NA	
Nitrobenzene	-	0 / 21	<	0.49	U	<	0.48	U	<	0.48	U	<	0.48	U	<	0.3	U	<	0.16	U	<	0.28	U
RDX	-	0 / 21	<	0.49	U	<	0.48	U	<	0.48	U	<	0.48	U	<	0.3	U	<	0.16	U	<	0.40	U
Tetryl	-	0 / 19	<	0.49	U	<	0.48	U	<	0.48	U	<	0.48	U	<	0.58	U	<	0.31	U	<	0.66	U

Notes:
< = less than reporting limit
µg/L = micrograms per liter
HMX = octahydro-1,3,5,7-tetranitro-1,3,5,7-tetrazocine
ID = identification number
J = estimated
LOQ = limit of quantification
MNX = mono-nitroso-RDX
NA = not analyzed
NRL = no reporting limit
Qual = qualifier
RDX = hexahydro-1,3,5-trinitro-1,3,5-triazine
RL = reporting limit
U = nondetect

TABLE E.1.3-17
CORNHUSKER ARMY AMMUNITION PLANT
WELL CA253-EXPLOSIVES

FIELD ID			CA253			CA253			CA253			CA253			CA253			CA253			CA253		
METHOD	Maximum	Detection	SW846 M8330			SW846 M8330			SW846 M8330			UW51			UW51			UW33			UW33		
COLLECT DATE	Detection	Frequency	3/20/2001			6/14/2000			3/17/1999			6/12/1998			2/18/1997			7/16/1994			6/9/1994		
			Result	RL	Qual	Result	RL	Qual	Result	RL	Qual	Result	RL	Qual	Result	RL	Qual	Result	RL	Qual	Result	RL	Qual
EXPLOSIVES (µg/L)																							
1,3,5-Trinitrobenzene	-	0 / 21	<	0.8	U	<	0.8	U	<	0.8	U	<	1.00	U	<	0.125	U	<	0.425	U	<	0.425	U
1,3-Dinitrobenzene	-	0 / 21	<	0.8	U	<	0.8	U	<	0.8	U	<	0.500	U	<	0.989	U	<	0.549	U	<	0.549	U
2,4,6-Trinitrotoluene	-	0 / 21	<	0.8	U	<	1.5	U	<	0.8	U	<	0.500	U	<	0.29	U	<	0.451	U	<	0.451	U
2,4-Dinitrotoluene	-	0 / 21	<	0.8	U	<	1.1	U	<	0.8	U	<	0.500	U	<	0.233	U	<	0.26	U	<	0.26	U
2,6-Dinitrotoluene	-	0 / 21	<	0.8	U	<	1.1	U	<	0.8	U	<	0.500	U	<	0.2	U	<	0.26	U	<	0.26	U
2-Amino-4,6-dinitrotoluene	-	0 / 21	<	0.8	U	<	1	U	<	0.8	U	<	0.500	U	<	0.173	U	<	0.244	U	<	0.244	U
2-Nitrotoluene	-	0 / 17	<	0.8	U	<	1.1	U	<	0.8	U	<	1.00	U	<	0.319	U		NA			NA	
3-Nitrotoluene	-	0 / 17	<	0.8	U	<	1.1	U	<	0.8	U	<	1.00	U	<	0.514	U		NA			NA	
4-Amino-2,6-dinitrotoluene	-	0 / 17	<	0.8	U	<	1	U	<	0.8	U	<	1.00	U	<	0.309	U		NA			NA	
4-Nitrotoluene	-	0 / 17	<	0.8	U	<	1.1	U	<	0.8	U	<	1.00	U	<	0.368	U		NA			NA	
HMX	-	0 / 21	<	1	U	<	0.8	U	<	0.8	U	<	0.500	U	<	0.16	U	<	0.563	U	<	0.563	U
MNX	-	0 / 10		NA			NA			NA			NA			NA			NA			NA	
Nitrobenzene	-	0 / 21	<	0.8	U	<	0.8	U	<	0.8	U	<	0.500	U	<	0.231	U	<	0.817	U	<	0.817	U
RDX	-	0 / 21	<	0.8	U	<	0.8	U	<	0.8	U	<	1.00	U	<	0.558	U	<	0.412	U	<	0.412	U
Tetryl	-	0 / 19	<	0.8	U	<	1.3	U	<	0.8	U	<	0.500	U	<	0.253	U	<	1.18	U	<	1.18	U

Notes:
< = less than reporting limit
µg/L = micrograms per liter
HMX = octahydro-1,3,5,7-tetranitro-1,3,5,7-tetrazocine
ID = identification number
J = estimated
LOQ = limit of quantification
MNX = mono-nitroso-RDX
NA = not analyzed
NRL = no reporting limit
Qual = qualifier
RDX = hexahydro-1,3,5-trinitro-1,3,5-triazine
RL = reporting limit
U = nondetect

TABLE E.1.3-17
CORNHUSKER ARMY AMMUNITION PLANT
WELL CA253-EXPLOSIVES

FIELD ID			CA253			CA253		
METHOD	Maximum	Detection	UW32			UW32		
COLLECT DATE	Detection	Frequency	10/9/1992			9/7/1992		
			Result	RL	Qual	Result	RL	Qual
EXPLOSIVES (µg/L)								
1,3,5-Trinitrobenzene	-	0 / 21	<	0.449	U	<	0.449	U
1,3-Dinitrobenzene	-	0 / 21	<	0.611	U	<	0.611	U
2,4,6-Trinitrotoluene	-	0 / 21	<	0.635	U	<	0.635	U
2,4-Dinitrotoluene	-	0 / 21	<	0.064	U	<	0.064	U
2,6-Dinitrotoluene	-	0 / 21	<	0.074	U	<	0.074	U
2-Amino-4,6-dinitrotoluene	-	0 / 21	<	0.158	U	<	0.158	U
2-Nitrotoluene	-	0 / 17		NA			NA	
3-Nitrotoluene	-	0 / 17		NA			NA	
4-Amino-2,6-dinitrotoluene	-	0 / 17		NA			NA	
4-Nitrotoluene	-	0 / 17		NA			NA	
HMX	-	0 / 21	<	1.21	U	<	1.21	U
MNX	-	0 / 10		NA			NA	
Nitrobenzene	-	0 / 21	<	0.645	U	<	0.645	U
RDX	-	0 / 21	<	1.17	U	<	1.17	U
Tetryl	-	0 / 19		NA			NA	

Notes:
< = less than reporting limit
µg/L = micrograms per liter
HMX = octahydro-1,3,5,7-tetranitro-1,3,5,7-tetrazocine
ID = identification number
J = estimated
LOQ = limit of quantification
MNX = mono-nitroso-RDX
NA = not analyzed
NRL = no reporting limit
Qual = qualifier
RDX = hexahydro-1,3,5-trinitro-1,3,5-triazine
RL = reporting limit
U = nondetect

TABLE E.1.3-18
CORNHUSKER ARMY AMMUNITION PLANT
WELL CA260-EXPLOSIVES

FIELD ID			CA260			CA260			CA260			CA260			CA260			CA260			CA260		
METHOD	Maximum	Detection	SW846 M8330			SW846 M8330			SW846 M8330			SW846 M8330			SW846 M8330			SW846 M8330			SW846 M8330		
COLLECT DATE	Detection	Frequency	None			3/5/2013			2/28/2012			None			3/6/2007			3/9/2006			3/9/2005		
			Result	RL	Qual	Result	RL	Qual	Result	RL	Qual	Result	RL	Qual	Result	RL	Qual	Result	RL	Qual	Result	RL	Qual
EXPLOSIVES (µg/L)																							
1,3,5-Trinitrobenzene	-	0 / 32				<	0.8	U	<	0.8	U				<	0.49	U	<	0.49	U	<	0.48	U
1,3-Dinitrobenzene	-	0 / 32				<	0.8	U	<	0.8	U				<	0.49	U	<	0.49	U	<	0.48	U
2,4,6-Trinitrotoluene	-	0 / 32				<	0.8	U	<	0.8	U				<	0.49	U	<	0.49	U	<	0.48	U
2,4-Dinitrotoluene	-	0 / 32				<	0.8	U	<	0.8	U				<	0.49	U	<	0.49	U	<	0.48	U
2,6-Dinitrotoluene	-	0 / 32	**Abandoned**			<	0.8	U	<	0.8	U	**Not Sampled**			<	0.49	U	<	0.49	U	<	0.48	U
2-Amino-4,6-dinitrotoluene	-	0 / 28	**2013**			<	0.8	U	<	0.8	U	**in 2008, 2009, 2010,**			<	0.49	U	<	0.49	U	<	0.48	U
2-Nitrotoluene	-	0 / 24				<	0.8	U	<	0.8	U	**2011**			<	0.49	U	<	0.49	U	<	0.48	U
3-Nitrotoluene	-	0 / 24				<	0.8	U	<	0.8	U				<	0.49	U	<	0.49	U	<	0.48	U
4-Amino-2,6-dinitrotoluene	-	0 / 24				<	1.4	U	<	1.4	U				<	0.49	U	<	0.49	U	<	0.48	U
4-Nitrotoluene	-	0 / 28				<	0.8	U	<	0.8	U				<	0.49	U	<	0.49	U	<	0.48	U
HMX	-	0 / 22				<	0.8	U	<	0.8	U				<	0.49	U	<	0.49	U	<	0.48	U
MNX	-	0 / 22				<	0.8	U	<	0.8	U				<	0.49	U	<	0.49	U	<	0.48	U
Nitrobenzene	-	0 / 32				<	0.8	U	<	0.8	U				<	0.49	U	<	0.49	U	<	0.48	U
RDX	-	0 / 30				<	0.8	U	<	0.8	U				<	0.49	U	<	0.49	U	<	0.48	U
Tetryl	-	0 / 14				<	1.6	U	<	0.8	U				<	0.49	U	<	0.49	U	<	0.48	U

Notes:
< = less than reporting limit
µg/L = micrograms per liter
HMX = octahydro-1,3,5,7-tetranitro-1,3,5,7-tetrazocine
ID = identification number
J = estimated
LOQ = limit of quantification
MNX = mono-nitroso-RDX
NA = not analyzed
NRL = no reporting limit
Qual = qualifier
RDX = hexahydro-1,3,5-trinitro-1,3,5-triazine
RL = reporting limit
U = nondetect

TABLE E.1.3-18
CORNHUSKER ARMY AMMUNITION PLANT
WELL CA260-EXPLOSIVES

FIELD ID			CA260			CA260			CA260			CA260			CA260			CA260			CA260		
METHOD	Maximum	Detection	SW846 M8330			SW846 M8330			SW846 M8330			SW846 M8330			SW846 M8330			SW846 M8330			UW51		
COLLECT DATE	Detection	Frequency	3/10/2004			3/12/2003			3/13/2002			3/15/2001			3/8/2000			3/18/1999			6/11/1998		
			Result	RL	Qual	Result	RL	Qual	Result	RL	Qual	Result	RL	Qual	Result	RL	Qual	Result	RL	Qual	Result	RL	Qual
EXPLOSIVES (µg/L)																							
1,3,5-Trinitrobenzene	-	0 / 32	<	0.21	U	<	0.21	U	<	0.33	U	<	0.8	U	<	0.8	U	<	0.8	U	<	1.00	U
1,3-Dinitrobenzene	-	0 / 32	<	0.21	U	<	0.21	U	<	0.22	U	<	0.8	U	<	0.8	U	<	0.8	U	<	0.500	U
2,4,6-Trinitrotoluene	-	0 / 32	<	0.21	U	<	0.21	U	<	0.27	U	<	0.8	U	<	1.5	U	<	0.8	U	<	0.500	U
2,4-Dinitrotoluene	-	0 / 32	<	0.4	U	<	0.41	U	<	0.22	U	<	0.8	U	<	1.1	U	<	0.8	U	<	0.500	U
2,6-Dinitrotoluene	-	0 / 32	<	0.4	U	<	0.41	U	<	0.85	U	<	0.8	U	<	1.1	U	<	0.8	U	<	0.500	U
2-Amino-4,6-dinitrotoluene	-	0 / 28	<	0.4	U	<	0.41	U	<	0.34	U	<	0.8	U	<	1	U	<	0.8	U	<	0.500	U
2-Nitrotoluene	-	0 / 24	<	0.4	U	<	0.41	U	<	0.67	U	<	0.8	U	<	1.1	U	<	0.8	U	<	1.00	U
3-Nitrotoluene	-	0 / 24	<	0.4	U	<	0.41	U	<	0.42	U	<	0.8	U	<	1.1	U	<	0.8	U	<	1.00	U
4-Amino-2,6-dinitrotoluene	-	0 / 24	<	0.4	U	<	0.41	U	<	0.57	U	<	0.8	U	<	1	U	<	0.8	U	<	1.00	U
4-Nitrotoluene	-	0 / 28	<	0.64	U	<	0.66	U	<	1.4	U	<	0.8	U	<	1.1	U	<	0.8	U	<	1.00	U
HMX	-	0 / 22	<	0.5	U	<	0.51	U	<	0.93	U	<	1	U	<	0.8	U	<	0.8	U	<	0.500	U
MNX	-	0 / 22	<	0.21	U		NA			NA			NA			NA			NA			NA	
Nitrobenzene	-	0 / 32	<	0.21	U	<	0.21	U	<	0.38	U	<	0.8	U	<	0.8	U	<	0.8	U	<	0.500	U
RDX	-	0 / 30	<	0.21	U	<	0.21	U	<	0.55	U	<	0.8	U	<	0.8	U	<	0.8	U	<	1.00	U
Tetryl	-	0 / 14	<	0.4	U	<	0.41	U	<	0.90	U	<	0.8	U	<	1.3	U	<	0.8	U	<	0.500	U

Notes:
< = less than reporting limit
µg/L = micrograms per liter
HMX = octahydro-1,3,5,7-tetranitro-1,3,5,7-tetrazocine
ID = identification number
J = estimated
LOQ = limit of quantification
MNX = mono-nitroso-RDX
NA = not analyzed
NRL = no reporting limit
Qual = qualifier
RDX = hexahydro-1,3,5-trinitro-1,3,5-triazine
RL = reporting limit
U = nondetect

TABLE E.1.3-18
CORNHUSKER ARMY AMMUNITION PLANT
WELL CA260-EXPLOSIVES

FIELD ID			CA260			CA260			CA260			CA260		
METHOD	Maximum	Detection	UW33			UW33			UW32			UW32		
COLLECT DATE	Detection	Frequency	7/13/1994			6/9/1994			10/9/1992			9/3/1992		
			Result	RL	Qual	Result	RL	Qual	Result	RL	Qual	Result	RL	Qual
EXPLOSIVES (µg/L)														
1,3,5-Trinitrobenzene	-	0 / 32	<	0.425	U	<	0.425	U	<	0.449	U	<	0.449	U
1,3-Dinitrobenzene	-	0 / 32	<	0.549	U	<	0.549	U	<	0.611	U	<	0.611	U
2,4,6-Trinitrotoluene	-	0 / 32	<	0.451	U	<	0.451	U	<	0.635	U	<	0.635	U
2,4-Dinitrotoluene	-	0 / 32	<	0.260	U	<	0.26	U	<	0.064	U	<	0.064	U
2,6-Dinitrotoluene	-	0 / 32	<	0.260	U	<	0.26	U	<	0.074	U	<	0.074	U
2-Amino-4,6-dinitrotoluene	-	0 / 28	<	0.244	U	<	0.244	U	<	0.158	U	<	0.158	U
2-Nitrotoluene	-	0 / 24		NA			NA			NA			NA	
3-Nitrotoluene	-	0 / 24		NA			NA			NA			NA	
4-Amino-2,6-dinitrotoluene	-	0 / 24		NA			NA			NA			NA	
4-Nitrotoluene	-	0 / 28		NA			NA			NA			NA	
HMX	-	0 / 22	<	0.563	U	<	0.563	U	<	1.21	U	<	1.21	U
MNX	-	0 / 22		NA			NA			NA			NA	
Nitrobenzene	-	0 / 32	<	0.817	U	<	0.817	U	<	0.645	U	<	0.645	U
RDX	-	0 / 30	<	0.412	U	<	0.412	U	<	1.17	U	<	1.17	U
Tetryl	-	0 / 14	<	1.180	U	<	1.18	U		NA			NA	

Notes:
< = less than reporting limit
µg/L = micrograms per liter
HMX = octahydro-1,3,5,7-tetranitro-1,3,5,7-tetrazocine
ID = identification number
J = estimated
LOQ = limit of quantification
MNX = mono-nitroso-RDX
NA = not analyzed
NRL = no reporting limit
Qual = qualifier
RDX = hexahydro-1,3,5-trinitro-1,3,5-triazine
RL = reporting limit
U = nondetect

TABLE E.1.3-19
CORNHUSKER ARMY AMMUNITION PLANT
WELL CA261-EXPLOSIVES

FIELD ID			CA261			CA261			CA261			CA261			CA261			CA261			CA261		
METHOD	Maximum	Detection	SW846 M8330			SW846 M8330			SW846 M8330			SW846 M8330			SW846 M8330			SW846 M8330			SW846 M8330		
COLLECT DATE	Detection	Frequency	None			3/5/2013			2/28/2012			None			3/6/2007			3/9/2006			3/9/2005		
			Result	RL	Qual	Result	RL	Qual	Result	RL	Qual	Result	RL	Qual	Result	RL	Qual	Result	RL	Qual	Result	RL	Qual
EXPLOSIVES (µg/L)																							
1,3,5-Trinitrobenzene	-	0 / 16				<	0.8	U	<	0.8	U				<	0.50	U	<	0.48	U	<	0.48	U
1,3-Dinitrobenzene	-	0 / 16				<	0.8	U	<	0.8	U				<	0.50	U	<	0.48	U	<	0.48	U
2,4,6-Trinitrotoluene	-	0 / 16				<	0.8	U	<	0.8	U				<	0.50	U	<	0.48	U	<	0.48	U
2,4-Dinitrotoluene	-	0 / 16				<	0.8	U	<	0.8	U				<	0.50	U	<	0.48	U	<	0.48	U
2,6-Dinitrotoluene	-	0 / 16	**Abandoned**			<	0.8	U	<	0.8	U	**Not Sampled**			<	0.50	U	<	0.48	U	<	0.48	U
2-Amino-4,6-dinitrotoluene	-	0 / 16	**2013**			<	0.8	U	<	0.8	U	**in 2008, 2009, 2010,**			<	0.50	U	<	0.48	U	<	0.48	U
2-Nitrotoluene	-	0 / 12				<	0.8	U	<	0.8	U	**2011**			<	0.50	U	<	0.48	U	<	0.48	U
3-Nitrotoluene	-	0 / 12				<	0.8	U	<	0.8	U				<	0.50	U	<	0.48	U	<	0.48	U
4-Amino-2,6-dinitrotoluene	-	0 / 12				<	1.4	U	<	1.4	U				<	0.50	U	<	0.48	U	<	0.48	U
4-Nitrotoluene	-	0 / 12				<	0.8	U	<	0.8	U				<	0.50	U	<	0.48	U	<	0.48	U
HMX	-	0 / 16				<	0.8	U	<	0.8	U				<	0.50	U	<	0.48	U	<	0.48	U
MNX	-	0 / 6				<	0.8	U	<	0.8	U				<	0.50	U	<	0.48	U	<	0.48	U
Nitrobenzene	-	0 / 16				<	0.8	U	<	0.8	U				<	0.50	U	<	0.48	U	<	0.48	U
RDX	-	0 / 16				<	0.8	U	<	0.8	U				<	0.50	U	<	0.48	U	<	0.48	U
Tetryl	-	0 / 14				<	1.6	U	<	0.8	U				<	0.50	U	<	0.48	U	<	0.48	U

Notes:
< = less than reporting limit
µg/L = micrograms per liter
HMX = octahydro-1,3,5,7-tetranitro-1,3,5,7-tetrazocine
ID = identification number
J = estimated
LOQ = limit of quantification
MNX = mono-nitroso-RDX
NA = not analyzed
NRL = no reporting limit
Qual = qualifier
RDX = hexahydro-1,3,5-trinitro-1,3,5-triazine
RL = reporting limit
U = nondetect

TABLE E.1.3-19
CORNHUSKER ARMY AMMUNITION PLANT
WELL CA261-EXPLOSIVES

FIELD ID			CA261			CA261			CA261			CA261			CA261			CA261			CA261		
METHOD	Maximum	Detection	SW846 M8330			SW846 M8330			SW846 M8330			SW846 M8330			SW846 M8330			SW846 M8330			UW51		
COLLECT DATE	Detection	Frequency	3/10/2004			3/11/2003			3/13/2002			3/15/2001			3/8/2000			3/18/1999			6/11/1998		
			Result	RL	Qual	Result	RL	Qual	Result	RL	Qual	Result	RL	Qual	Result	RL	Qual	Result	RL	Qual	Result	RL	Qual
EXPLOSIVES (µg/L)																							
1,3,5-Trinitrobenzene	-	0 / 16	<	0.46	U	<	0.25	U	<	0.24	U	<	0.8	U	<	0.8	U	<	0.8	U	<	1.00	U
1,3-Dinitrobenzene	-	0 / 16	<	0.46	U	<	0.25	U	<	0.16	U	<	0.8	U	<	0.8	U	<	0.8	U	<	0.500	U
2,4,6-Trinitrotoluene	-	0 / 16	<	0.46	U	<	0.25	U	<	0.20	U	<	0.8	U	<	1.5	U	<	0.8	U	<	0.500	U
2,4-Dinitrotoluene	-	0 / 16	<	0.89	U	<	0.49	U	<	0.16	U	<	0.8	U	<	1.1	U	<	0.8	U	<	0.500	U
2,6-Dinitrotoluene	-	0 / 16	<	0.89	U	<	0.49	U	<	0.62	U	<	0.8	U	<	1.1	U	<	0.8	U	<	0.500	U
2-Amino-4,6-dinitrotoluene	-	0 / 16	<	0.89	U	<	0.49	U	<	0.25	U	<	0.8	U	<	1	U	<	0.8	U	<	0.500	U
2-Nitrotoluene	-	0 / 12	<	0.89	U	<	0.49	U	<	0.49	U	<	0.8	U	<	1.1	U	<	0.8	U	<	1.00	U
3-Nitrotoluene	-	0 / 12	<	0.89	U	<	0.49	U	<	0.31	U	<	0.8	U	<	1.1	U	<	0.8	U	<	1.00	U
4-Amino-2,6-dinitrotoluene	-	0 / 12	<	0.89	U	<	0.49	U	<	0.42	U	<	0.8	U	<	1	U	<	0.8	U	<	1.00	U
4-Nitrotoluene	-	0 / 12	<	1.4	U	<	0.78	U	<	1.0	U	<	0.8	U	<	1.1	U	<	0.8	U	<	1.00	U
HMX	-	0 / 16	<	1.1	U	<	0.61	U	<	0.68	U	<	1	U	<	0.8	U	<	0.8	U	<	0.500	U
MNX	-	0 / 6	<	0.46	U		NA			NA			NA			NA			NA			NA	
Nitrobenzene	-	0 / 16	<	0.46	U	<	0.25	U	<	0.28	U	<	0.8	U	<	0.8	U	<	0.8	U	<	0.500	U
RDX	-	0 / 16	<	0.46	U	<	0.25	U	<	0.40	U	<	0.8	U	<	0.8	U	<	0.8	U	<	1.00	U
Tetryl	-	0 / 14	<	0.89	U	<	0.49	U	<	0.66	U	<	0.8	U	<	1.3	U	<	0.8	U	<	0.500	U

Notes:
< = less than reporting limit
µg/L = micrograms per liter
HMX = octahydro-1,3,5,7-tetranitro-1,3,5,7-tetrazocine
ID = identification number
J = estimated
LOQ = limit of quantification
MNX = mono-nitroso-RDX
NA = not analyzed
NRL = no reporting limit
Qual = qualifier
RDX = hexahydro-1,3,5-trinitro-1,3,5-triazine
RL = reporting limit
U = nondetect

TABLE E.1.3-19
CORNHUSKER ARMY AMMUNITION PLANT
WELL CA261-EXPLOSIVES

FIELD ID			CA261			CA261			CA261			CA261		
METHOD	Maximum	Detection	UW33			UW33			UW32			UW32		
COLLECT DATE	Detection	Frequency	7/13/1994			6/9/1994			10/9/1992			9/3/1992		
			Result	RL	Qual	Result	RL	Qual	Result	RL	Qual	Result	RL	Qual
EXPLOSIVES (µg/L)														
1,3,5-Trinitrobenzene	-	0 / 16	<	0.425	U	<	0.425	U	<	0.449	U	<	0.449	U
1,3-Dinitrobenzene	-	0 / 16	<	0.549	U	<	0.549	U	<	0.611	U	<	0.611	U
2,4,6-Trinitrotoluene	-	0 / 16	<	0.451	U	<	0.451	U	<	0.635	U	<	0.635	U
2,4-Dinitrotoluene	-	0 / 16	<	0.26	U	<	0.26	U	<	0.064	U	<	0.064	U
2,6-Dinitrotoluene	-	0 / 16	<	0.26	U	<	0.26	U	<	0.074	U	<	0.074	U
2-Amino-4,6-dinitrotoluene	-	0 / 16	<	0.244	U	<	0.244	U	<	0.158	U	<	0.158	U
2-Nitrotoluene	-	0 / 12		NA			NA			NA			NA	
3-Nitrotoluene	-	0 / 12		NA			NA			NA			NA	
4-Amino-2,6-dinitrotoluene	-	0 / 12		NA			NA			NA			NA	
4-Nitrotoluene	-	0 / 12		NA			NA			NA			NA	
HMX	-	0 / 16	<	0.563	U	<	0.563	U	<	1.21	U	<	1.21	U
MNX	-	0 / 6		NA			NA			NA			NA	
Nitrobenzene	-	0 / 16	<	0.817	U	<	0.817	U	<	0.645	U	<	0.645	U
RDX	-	0 / 16	<	0.412	U	<	0.412	U	<	1.17	U	<	1.17	U
Tetryl	-	0 / 14	<	1.18	U	<	1.18	U		NA			NA	

Notes:
< = less than reporting limit
µg/L = micrograms per liter
HMX = octahydro-1,3,5,7-tetranitro-1,3,5,7-tetrazocine
ID = identification number
J = estimated
LOQ = limit of quantification
MNX = mono-nitroso-RDX
NA = not analyzed
NRL = no reporting limit
Qual = qualifier
RDX = hexahydro-1,3,5-trinitro-1,3,5-triazine
RL = reporting limit
U = nondetect

TABLE E.1.3-20
CORNHUSKER ARMY AMMUNITION PLANT
WELL CA262-EXPLOSIVES

FIELD ID			CA262			CA262			CA262			CA262			CA262			CA262			CA262		
METHOD	Maximum	Detection	SW846 M8330			SW846 M8330			SW846 M8330			SW846 M8330			SW846 M8330			SW846 M8330			SW846 M8330		
COLLECT DATE	Detection	Frequency	None			3/6/2013			2/28/2012			None			3/6/2007			3/9/2006			3/9/2005		
			Result	RL	Qual	Result	RL	Qual	Result	RL	Qual	Result	RL	Qual	Result	RL	Qual	Result	RL	Qual	Result	RL	Qual
EXPLOSIVES (µg/L)																							
1,3,5-Trinitrobenzene	-	0 / 16				<	0.8	U	<	0.8	U				<	0.49	U	<	0.49	U	<	0.52	U
1,3-Dinitrobenzene	-	0 / 16				<	0.8	U	<	0.8	U				<	0.49	U	<	0.49	U	<	0.52	U
2,4,6-Trinitrotoluene	-	0 / 16				<	0.8	U	<	0.8	U				<	0.49	U	<	0.49	U	<	0.52	U
2,4-Dinitrotoluene	-	0 / 16				<	0.8	U	<	0.8	U				<	0.49	U	<	0.49	U	<	0.52	U
2,6-Dinitrotoluene	-	0 / 16	**Abandoned**			<	0.8	U	<	0.8	U	**Not Sampled**			<	0.49	U	<	0.49	U	<	0.52	U
2-Amino-4,6-dinitrotoluene	-	0 / 16	**2013**			<	0.8	U	<	0.8	U	**in 2008, 2009, 2010,**			<	0.49	U	<	0.49	U	<	0.52	U
2-Nitrotoluene	-	0 / 12				<	0.8	U	<	0.8	U	**2011**			<	0.49	U	<	0.49	U	<	0.52	U
3-Nitrotoluene	-	0 / 12				<	0.8	U	<	0.8	U				<	0.49	U	<	0.49	U	<	0.52	U
4-Amino-2,6-dinitrotoluene	-	0 / 12				<	1.4	U	<	1.4	U				<	0.49	U	<	0.49	U	<	0.52	U
4-Nitrotoluene	-	0 / 12				<	0.8	U	<	0.8	U				<	0.49	U	<	0.49	U	<	0.52	U
HMX	0.51 J	1 / 16				<	0.8	U	<	0.8	U				<	0.49	U	<	0.49	U	0.51	0.52	J
MNX	-	0 / 6				<	0.8	U	<	0.8	U				<	0.49	U	<	0.49	U	<	0.52	U
Nitrobenzene	-	0 / 16				<	0.8	U	<	0.8	U				<	0.49	U	<	0.49	U	<	0.52	U
RDX	-	0 / 16				<	0.8	U	<	0.8	U				<	0.49	U	<	0.49	U	<	0.52	U
Tetryl	-	0 / 14				<	1.6	U	<	0.8	U				<	0.49	U	<	0.49	U	<	0.52	U

Notes:
< = less than reporting limit
µg/L = micrograms per liter
HMX = octahydro-1,3,5,7-tetranitro-1,3,5,7-tetrazocine
ID = identification number
J = estimated
LOQ = limit of quantification
MNX = mono-nitroso-RDX
NA = not analyzed
NRL = no reporting limit
Qual = qualifier
RDX = hexahydro-1,3,5-trinitro-1,3,5-triazine
RL = reporting limit
U = nondetect

TABLE E.1.3-20
CORNHUSKER ARMY AMMUNITION PLANT
WELL CA262-EXPLOSIVES

FIELD ID			CA262			CA262			CA262			CA262			CA262			CA262			CA262		
METHOD	Maximum	Detection	SW846 M8330			SW846 M8330			SW846 M8330			SW846 M8330			SW846 M8330			SW846 M8330			UW51		
COLLECT DATE	Detection	Frequency	3/10/2004			3/11/2003			3/13/2002			3/15/2001			3/8/2000			3/18/1999			6/11/1998		
			Result	RL	Qual	Result	RL	Qual	Result	RL	Qual	Result	RL	Qual	Result	RL	Qual	Result	RL	Qual	Result	RL	Qual
EXPLOSIVES (µg/L)																							
1,3,5-Trinitrobenzene	-	0 / 16	<	0.34	U	<	0.2	U	<	0.37	U	<	0.8	U	<	0.8	U	<	0.8	U	<	1.00	U
1,3-Dinitrobenzene	-	0 / 16	<	0.34	U	<	0.2	U	<	0.25	U	<	0.8	U	<	0.8	U	<	0.8	U	<	0.500	U
2,4,6-Trinitrotoluene	-	0 / 16	<	0.34	U	<	0.2	U	<	0.31	U	<	0.8	U	<	1.5	U	<	0.8	U	<	0.500	U
2,4-Dinitrotoluene	-	0 / 16	<	0.66	U	<	0.39	U	<	0.25	U	<	0.8	U	<	1.1	U	<	0.8	U	<	0.500	U
2,6-Dinitrotoluene	-	0 / 16	<	0.66	U	<	0.39	U	<	0.95	U	<	0.8	U	<	1.1	U	<	0.8	U	<	0.500	U
2-Amino-4,6-dinitrotoluene	-	0 / 16	<	0.66	U	<	0.39	U	<	0.38	U	<	0.8	U	<	1	U	<	0.8	U	<	0.500	U
2-Nitrotoluene	-	0 / 12	<	0.66	U	<	0.39	U	<	0.75	U	<	0.8	U	<	1.1	U	<	0.8	U	<	1.00	U
3-Nitrotoluene	-	0 / 12	<	0.66	U	<	0.39	U	<	0.48	U	<	0.8	U	<	1.1	U	<	0.8	U	<	1.00	U
4-Amino-2,6-dinitrotoluene	-	0 / 12	<	0.66	U	<	0.39	U	<	0.64	U	<	0.8	U	<	1	U	<	0.8	U	<	1.00	U
4-Nitrotoluene	-	0 / 12	<	1.1	U	<	0.62	U	<	1.5	U	<	0.8	U	<	1.1	U	<	0.8	U	<	1.00	U
HMX	0.51 J	1 / 16	<	0.83	U	<	0.49	U	<	1.0	U	<	1	U	<	0.8	U	<	0.8	U	<	0.500	U
MNX	-	0 / 6	<	0.34	U		NA			NA			NA			NA			NA			NA	
Nitrobenzene	-	0 / 16	<	0.34	U	<	0.2	U	<	0.43	U	<	0.8	U	<	0.8	U	<	0.8	U	<	0.500	U
RDX	-	0 / 16	<	0.34	U	<	0.2	U	<	0.61	U	<	0.8	U	<	0.8	U	<	0.8	U	<	1.00	U
Tetryl	-	0 / 14	<	0.66	U	<	0.39	U	<	1.0	U	<	0.8	U	<	1.3	U	<	0.8	U	<	0.500	U

Notes:
< = less than reporting limit
µg/L = micrograms per liter
HMX = octahydro-1,3,5,7-tetranitro-1,3,5,7-tetrazocine
ID = identification number
J = estimated
LOQ = limit of quantification
MNX = mono-nitroso-RDX
NA = not analyzed
NRL = no reporting limit
Qual = qualifier
RDX = hexahydro-1,3,5-trinitro-1,3,5-triazine
RL = reporting limit
U = nondetect

TABLE E.1.3-20
CORNHUSKER ARMY AMMUNITION PLANT
WELL CA262-EXPLOSIVES

FIELD ID			CA262			CA262			CA262			CA262		
METHOD	Maximum	Detection	UW33			UW33			UW32			UW32		
COLLECT DATE	Detection	Frequency	7/22/1994			6/22/1994			10/9/1992			9/3/1992		
			Result	RL	Qual	Result	RL	Qual	Result	RL	Qual	Result	RL	Qual
EXPLOSIVES (µg/L)														
1,3,5-Trinitrobenzene	-	0 / 16	<	0.425	U	<	0.425	U	<	0.449	U	<	0.449	U
1,3-Dinitrobenzene	-	0 / 16	<	0.549	U	<	0.549	U	<	0.611	U	<	0.611	U
2,4,6-Trinitrotoluene	-	0 / 16	<	0.451	U	<	0.451	U	<	0.635	U	<	0.635	U
2,4-Dinitrotoluene	-	0 / 16	<	0.26	U	<	0.26	U	<	0.064	U	<	0.064	U
2,6-Dinitrotoluene	-	0 / 16	<	0.26	U	<	0.26	U	<	0.074	U	<	0.074	U
2-Amino-4,6-dinitrotoluene	-	0 / 16	<	0.244	U	<	0.244	U	<	0.158	U	<	0.158	U
2-Nitrotoluene	-	0 / 12		NA			NA			NA			NA	
3-Nitrotoluene	-	0 / 12		NA			NA			NA			NA	
4-Amino-2,6-dinitrotoluene	-	0 / 12		NA			NA			NA			NA	
4-Nitrotoluene	-	0 / 12		NA			NA			NA			NA	
HMX	0.51 J	1 / 16	<	0.563	U	<	0.563	U	<	1.21	U	<	1.21	U
MNX	-	0 / 6		NA			NA			NA			NA	
Nitrobenzene	-	0 / 16	<	0.817	U	<	0.817	U	<	0.645	U	<	0.645	U
RDX	-	0 / 16	<	0.412	U	<	0.412	U	<	1.17	U	<	1.17	U
Tetryl	-	0 / 14	<	1.18	U	<	1.18	U		NA			NA	

Notes:
< = less than reporting limit
µg/L = micrograms per liter
HMX = octahydro-1,3,5,7-tetranitro-1,3,5,7-tetrazocine
ID = identification number
J = estimated
LOQ = limit of quantification
MNX = mono-nitroso-RDX
NA = not analyzed
NRL = no reporting limit
Qual = qualifier
RDX = hexahydro-1,3,5-trinitro-1,3,5-triazine
RL = reporting limit
U = nondetect

TABLE E.1.3-21
CORNHUSKER ARMY AMMUNITION PLANT
WELL CA270-EXPLOSIVES

FIELD ID			CA270					CA270					CA270					CA270				
METHOD	Maximum	Detection	SW846 M8330					SW846 M8330					SW846 M8330					SW846 M8330				
COLLECT DATE	Detection	Frequency	3/16/2018					4/1/2017					8/3/2016					8/10/2015				
			Result	Qual	DL	LOD	LOQ	Result	Qual	DL	LOD	LOQ	Result	DL	LOD	LOQ	Qual	Result	DL	LOD	LOQ	Qual
EXPLOSIVES (µg/L)																						
1,3,5-Trinitrobenzene	-	0 / 27	<	UJ	0.032	0.1	0.15	<	U	0.033	0.11	0.16	<	0.22	0.45	1.1	U	<	0.42	0.42	1.0	U
1,3-Dinitrobenzene	-	0 / 27	<	UJ	0.051	0.1	0.15	<	U	0.053	0.11	0.16	<	0.10	0.22	0.45	U	<	0.21	0.21	0.42	U
2,4,6-Trinitrotoluene	-	0 / 27	<	UJ	0.051	0.1	0.15	<	U	0.053	0.11	0.16	<	0.081	0.22	0.45	U	<	0.21	0.21	0.42	U
2,4-Dinitrotoluene	-	0 / 27	<	UJ	0.051	0.1	0.13	<	U	0.053	0.11	0.14	<	0.094	0.22	0.45	U	<	0.21	0.21	0.42	U
2,6-Dinitrotoluene	-	0 / 27	<	UJ	0.051	0.1	0.13	<	U	0.053	0.11	0.14	<	0.072	0.22	0.22	U	<	0.21	0.21	0.21	U
2-Amino-4,6-dinitrotoluene	-	0 / 27	<	UJ	0.031	0.1	0.15	<	U	0.032	0.11	0.16	<	0.057	0.13	0.22	U	<	0.12	0.12	0.21	U
2-Nitrotoluene	-	0 / 23	<	UJ	0.09	0.2	0.51	<	U	0.094	0.21	0.53	<	0.096	0.22	0.45	U	<	0.21	0.21	0.42	U
3-Nitrotoluene	-	0 / 23	<	UJ	0.058	0.2	0.51	<	U	0.061	0.21	0.53	<	0.094	0.22	0.45	U	<	0.21	0.21	0.42	U
4-Amino-2,6-dinitrotoluene	-	0 / 23	<	UJ	0.051	0.1	0.15	<	U	0.053	0.11	0.16	<	0.065	0.13	0.22	U	<	0.12	0.12	0.21	U
4-Nitrotoluene	-	0 / 23	<	UJ	0.09	0.2	0.51	<	U	0.094	0.21	0.53	<	0.22	0.45	1.1	U	<	0.42	0.42	1.0	U
HMX	-	0 / 27	<	UJ	0.029	0.1	0.15	<	U	0.038	0.11	0.16	<	0.098	0.22	0.45	U	<	0.21	0.21	0.42	U
MNX	-	0 / 15	<	UJ	0.037	0.1	0.51	<	U	0.03	0.11	0.53	<	0.40	0.40	2.2	U	<	0.37	0.37	2.1	U
Nitrobenzene	-	0 / 27	<	UJ	0.051	0.1	0.15	<	U	0.053	0.11	0.16	<	0.10	0.22	0.45	U	<	0.21	0.21	0.42	U
RDX	2.79	2 / 27	<	UJ	0.037	0.1	0.15	<	U	0.038	0.11	0.16	<	0.059	0.13	0.22	U	<	0.12	0.12	0.21	U
Tetryl	-	0 / 25	<	UJ	0.051	0.1	0.15	<	U	0.053	0.11	0.16	<	0.089	0.22	0.27	U	<	0.21	0.21	0.25	U

Notes:
< = less than reporting limit
µg/L = micrograms per liter
HMX = octahydro-1,3,5,7-tetranitro-1,3,5,7-tetrazocine
ID = identification number
J = estimated
LOQ = limit of quantification
MNX = mono-nitroso-RDX
NA = not analyzed
NRL = no reporting limit
Qual = qualifier
RDX = hexahydro-1,3,5-trinitro-1,3,5-triazine
RL = reporting limit
U = nondetect

TABLE E.1.3-21
CORNHUSKER ARMY AMMUNITION PLANT
WELL CA270-EXPLOSIVES

FIELD ID			CA270			CA270			CA270			CA270			CA270			CA270			CA270		
METHOD	Maximum	Detection	SW846 M8330			SW846 M8330			SW846 M8330			SW846 M8330			SW846 M8330			SW846 M8330			SW846 M8330		
COLLECT DATE	Detection	Frequency	8/7/2014			2/29/2012			2/29/2012			3/2/2011			3/10/2010			3/3/2009			3/5/2008		
			Result	LOQ	Qual	Result	RL	Qual	Result	RL	Qual	Result	RL	Qual	Result	RL	Qual	Result	RL	Qual	Result	RL	Qual
EXPLOSIVES (µg/L)																							
1,3,5-Trinitrobenzene	-	0 / 27	<	0.99	U	<	0.8	U	<	0.8	U	<	0.8	U	<	1	U	<	0.48	U	<	0.48	U
1,3-Dinitrobenzene	-	0 / 27	<	0.4	U	<	0.8	U	<	0.8	U	<	0.8	U	<	0.4	U	<	0.48	U	<	0.48	U
2,4,6-Trinitrotoluene	-	0 / 27	<	0.4	U	<	0.8	U	<	0.8	U	<	0.8	U	<	0.4	U	<	0.48	U	<	0.48	U
2,4-Dinitrotoluene	-	0 / 27	<	0.4	U	<	0.8	U	<	0.8	U	<	0.8	U	<	0.4	U	<	0.48	U	<	0.48	U
2,6-Dinitrotoluene	-	0 / 27	<	0.2	U	<	0.8	U	<	0.8	U	<	0.8	U	<	0.2	U	<	0.48	U	<	0.48	U
2-Amino-4,6-dinitrotoluene	-	0 / 27	<	0.2	U	<	0.8	U	<	0.8	U	<	0.8	U	<	0.2	U	<	0.48	U	<	0.48	U
2-Nitrotoluene	-	0 / 23	<	0.4	U	<	0.8	U	<	0.8	U	<	0.8	U	<	0.4	U	<	0.48	U	<	0.48	U
3-Nitrotoluene	-	0 / 23	<	0.4	U	<	0.8	U	<	0.8	U	<	0.8	U	<	0.4	U	<	0.48	U	<	0.48	U
4-Amino-2,6-dinitrotoluene	-	0 / 23	<	0.2	U	<	1.4	U	<	1.4	U	<	0.8	U	<	0.2	U	<	0.48	U	<	0.48	U
4-Nitrotoluene	-	0 / 23	<	0.99	U	<	0.8	U	<	0.8	U	<	0.8	U	<	1	U	<	0.48	U	<	0.48	U
HMX	-	0 / 27	<	0.4	U	<	0.8	U	<	0.8	U	<	0.8	U	<	0.4	U	<	0.48	U	<	0.48	U
MNX	-	0 / 15	<	2	U	<	0.8	U	<	0.8	U	<	0.8	U	<	2	U	<	0.48	U	<	0.48	U
Nitrobenzene	-	0 / 27	<	0.4	U	<	0.8	U	<	0.8	U	<	0.8	U	<	0.4	U	<	0.48	U	<	0.48	U
RDX	2.79	2 / 27	<	0.2	U	<	0.8	U	<	0.8	U	<	0.8	U	<	0.2	U	<	0.48	U	<	0.48	U
Tetryl	-	0 / 25	<	0.24	U	<	0.8	U	<	0.8	U	<	0.8	U	<	0.24	U	<	0.48	U	<	0.48	U

Notes:
< = less than reporting limit
µg/L = micrograms per liter
HMX = octahydro-1,3,5,7-tetranitro-1,3,5,7-tetrazocine
ID = identification number
J = estimated
LOQ = limit of quantification
MNX = mono-nitroso-RDX
NA = not analyzed
NRL = no reporting limit
Qual = qualifier
RDX = hexahydro-1,3,5-trinitro-1,3,5-triazine
RL = reporting limit
U = nondetect

TABLE E.1.3-21
CORNHUSKER ARMY AMMUNITION PLANT
WELL CA270-EXPLOSIVES

FIELD ID			CA270			CA270			CA270			CA270			CA270			CA270			CA270		
METHOD	Maximum	Detection	SW846 M8330			SW846 M8330			SW846 M8330			SW846 M8330			SW846 M8330			SW846 M8330			SW846 M8330		
COLLECT DATE	Detection	Frequency	3/6/2007			3/8/2006			3/8/2005			3/16/2004			3/12/2003			3/14/2002			3/14/2001		
			Result	RL	Qual	Result	RL	Qual	Result	RL	Qual	Result	RL	Qual	Result	RL	Qual	Result	RL	Qual	Result	RL	Qual
EXPLOSIVES (µg/L)																							
1,3,5-Trinitrobenzene	-	0 / 27	<	0.52	U	<	0.48	U	<	0.48	U	<	0.2	U	<	0.24	U	<	0.35	U	<	0.8	U
1,3-Dinitrobenzene	-	0 / 27	<	0.52	U	<	0.48	U	<	0.48	U	<	0.2	U	<	0.24	U	<	0.23	U	<	0.8	U
2,4,6-Trinitrotoluene	-	0 / 27	<	0.52	U	<	0.48	U	<	0.48	U	<	0.2	U	<	0.24	U	<	0.29	U	<	0.8	U
2,4-Dinitrotoluene	-	0 / 27	<	0.52	U	<	0.48	U	<	0.48	U	<	0.39	U	<	0.46	U	<	0.23	U	<	0.8	U
2,6-Dinitrotoluene	-	0 / 27	<	0.52	U	<	0.48	U	<	0.48	U	<	0.39	U	<	0.46	U	<	0.91	U	<	0.8	U
2-Amino-4,6-dinitrotoluene	-	0 / 27	<	0.52	U	<	0.48	U	<	0.48	U	<	0.39	U	<	0.46	U	<	0.37	U	<	0.8	U
2-Nitrotoluene	-	0 / 23	<	0.52	U	<	0.48	U	<	0.48	U	<	0.39	U	<	0.46	U	<	0.72	U	<	0.8	U
3-Nitrotoluene	-	0 / 23	<	0.52	U	<	0.48	U	<	0.48	U	<	0.39	U	<	0.46	U	<	0.45	U	<	0.8	U
4-Amino-2,6-dinitrotoluene	-	0 / 23	<	0.52	U	<	0.48	U	<	0.48	U	<	0.39	U	<	0.46	U	<	0.62	U	<	0.8	U
4-Nitrotoluene	-	0 / 23	<	0.52	U	<	0.48	U	<	0.48	U	<	0.62	U	<	0.75	U	<	1.5	U	<	0.8	U
HMX	-	0 / 27	<	0.52	U	<	0.48	U	<	0.48	U	<	0.49	U	<	0.58	U	<	1.0	U	<	1	U
MNX	-	0 / 15	<	0.52	U	<	0.48	U	<	0.48	U	<	0.2	U		NA			NA			NA	
Nitrobenzene	-	0 / 27	<	0.52	U	<	0.48	U	<	0.48	U	<	0.2	U	<	0.24	U	<	0.41	U	<	0.8	U
RDX	2.79	2 / 27	<	0.52	U	<	0.48	U	<	0.48	U	<	0.2	U	<	0.24	U	<	0.59	U	<	0.8	U
Tetryl	-	0 / 25	<	0.52	U	<	0.48	U	<	0.48	U	<	0.39	U	<	0.46	U	<	0.97	U	<	0.8	U

Notes:
< = less than reporting limit
µg/L = micrograms per liter
HMX = octahydro-1,3,5,7-tetranitro-1,3,5,7-tetrazocine
ID = identification number
J = estimated
LOQ = limit of quantification
MNX = mono-nitroso-RDX
NA = not analyzed
NRL = no reporting limit
Qual = qualifier
RDX = hexahydro-1,3,5-trinitro-1,3,5-triazine
RL = reporting limit
U = nondetect

TABLE E.1.3-21
CORNHUSKER ARMY AMMUNITION PLANT
WELL CA270-EXPLOSIVES

FIELD ID			CA270			CA270			CA270			CA270			CA270			CA270			CA270		
METHOD	Maximum	Detection	SW846 M8330			SW846 M8330			UW51			UW51			UW51			UW33			UW33		
COLLECT DATE	Detection	Frequency	3/15/2000			3/17/1999			6/10/1998			10/1/1997			2/18/1997			7/14/1994			6/21/1994		
			Result	RL	Qual	Result	RL	Qual	Result	RL	Qual	Result	RL	Qual	Result	RL	Qual	Result	RL	Qual	Result	RL	Qual
EXPLOSIVES (µg/L)																							
1,3,5-Trinitrobenzene	-	0 / 27	<	0.8	U	<	0.8	U	<	1.00	U	<	0.125	U	<	0.125	U	<	0.425	U	<	0.425	U
1,3-Dinitrobenzene	-	0 / 27	<	0.8	U	<	0.8	U	<	0.500	U	<	0.989	U	<	0.989	U	<	0.549	U	<	0.549	U
2,4,6-Trinitrotoluene	-	0 / 27	<	1.5	U	<	0.8	U	<	0.500	U	<	0.29	U	<	0.29	U	<	0.451	U	<	0.451	U
2,4-Dinitrotoluene	-	0 / 27	<	1.1	U	<	0.8	U	<	0.500	U	<	0.233	U	<	0.233	U	<	0.26	U	<	0.26	U
2,6-Dinitrotoluene	-	0 / 27	<	1.1	U	<	0.8	U	<	0.500	U	<	0.2	U	<	0.2	U	<	0.26	U	<	0.26	U
2-Amino-4,6-dinitrotoluene	-	0 / 27	<	1	U	<	0.8	U	<	0.500	U	<	0.173	U	<	0.173	U	<	0.244	U	<	0.244	U
2-Nitrotoluene	-	0 / 23	<	1.1	U	<	0.8	U	<	1.00	U	<	0.319	U	<	0.319	U		NA			NA	
3-Nitrotoluene	-	0 / 23	<	1.1	U	<	0.8	U	<	1.00	U	<	0.514	U	<	0.514	U		NA			NA	
4-Amino-2,6-dinitrotoluene	-	0 / 23	<	1	U	<	0.8	U	<	1.00	U	<	0.309	U	<	0.309	U		NA			NA	
4-Nitrotoluene	-	0 / 23	<	1.1	U	<	0.8	U	<	1.00	U	<	0.368	U	<	0.368	U		NA			NA	
HMX	-	0 / 27	<	0.8	U	<	0.8	U	<	0.500	U	<	0.16	U	<	0.16	U	<	0.563	U	<	0.563	U
MNX	-	0 / 15		NA			NA			NA			NA			NA			NA			NA	
Nitrobenzene	-	0 / 27	<	0.8	U	<	0.8	U	<	0.500	U	<	0.231	U	<	0.231	U	<	0.817	U	<	0.817	U
RDX	2.79	2 / 27	<	0.8	U	<	0.8	U	<	1.00	U	<	0.558	U	<	0.558	U	2.62	NRL		2.79	NRL	
Tetryl	-	0 / 25	<	1.3	U	<	0.8	U	<	0.500	U	<	0.253	U	<	0.253	U	<	1.18	U	<	1.18	U

Notes:
< = less than reporting limit
µg/L = micrograms per liter
HMX = octahydro-1,3,5,7-tetranitro-1,3,5,7-tetrazocine
ID = identification number
J = estimated
LOQ = limit of quantification
MNX = mono-nitroso-RDX
NA = not analyzed
NRL = no reporting limit
Qual = qualifier
RDX = hexahydro-1,3,5-trinitro-1,3,5-triazine
RL = reporting limit
U = nondetect

TABLE E.1.3-21
CORNHUSKER ARMY AMMUNITION PLANT
WELL CA270-EXPLOSIVES

FIELD ID			CA270			CA270		
METHOD	Maximum	Detection	UW32			UW32		
COLLECT DATE	Detection	Frequency	10/6/1992			9/4/1992		
			Result	RL	Qual	Result	RL	Qual
EXPLOSIVES (µg/L)								
1,3,5-Trinitrobenzene	-	0 / 27	<	0.449	U	<	0.449	U
1,3-Dinitrobenzene	-	0 / 27	<	0.611	U	<	0.611	U
2,4,6-Trinitrotoluene	-	0 / 27	<	0.635	U	<	0.635	U
2,4-Dinitrotoluene	-	0 / 27	<	0.064	U	<	0.064	U
2,6-Dinitrotoluene	-	0 / 27	<	0.074	U	<	0.074	U
2-Amino-4,6-dinitrotoluene	-	0 / 27	<	0.158	U	<	0.158	U
2-Nitrotoluene	-	0 / 23		NA			NA	
3-Nitrotoluene	-	0 / 23		NA			NA	
4-Amino-2,6-dinitrotoluene	-	0 / 23		NA			NA	
4-Nitrotoluene	-	0 / 23		NA			NA	
HMX	-	0 / 27	<	1.21	U	<	1.21	U
MNX	-	0 / 15		NA			NA	
Nitrobenzene	-	0 / 27	<	0.645	U	<	0.645	U
RDX	2.79	2 / 27	<	1.17	U	<	1.17	U
Tetryl	-	0 / 25		NA			NA	

Notes:
< = less than reporting limit
µg/L = micrograms per liter
HMX = octahydro-1,3,5,7-tetranitro-1,3,5,7-tetrazocine
ID = identification number
J = estimated
LOQ = limit of quantification
MNX = mono-nitroso-RDX
NA = not analyzed
NRL = no reporting limit
Qual = qualifier
RDX = hexahydro-1,3,5-trinitro-1,3,5-triazine
RL = reporting limit
U = nondetect

TABLE E.1.3-22
CORNHUSKER ARMY AMMUNITION PLANT
WELL CA271-EXPLOSIVES

FIELD ID			CA271					CA271					CA271					CA271				
METHOD	Maximum	Detection	SW846 M8330					SW846 M8330					SW846 M8330					SW846 M8330				
COLLECT DATE	Detection	Frequency	3/16/2018					3/27/2017					8/3/2016					8/10/2015				
			Result	Qual	DL	LOD	LOQ	Result	Qual	DL	LOD	LOQ	Result	DL	LOD	LOQ	Qual	Result	DL	LOD	LOQ	Qual
EXPLOSIVES (µg/L)																						
1,3,5-Trinitrobenzene	0.045 J	1 / 27	<	U	0.031	0.1	0.15	0.045	J	0.032	0.1	0.16	<	0.22	0.45	1.1	U	<	0.41	0.41	1.0	U
1,3-Dinitrobenzene	-	0 / 27	<	U	0.051	0.1	0.15	<	U	0.052	0.1	0.16	<	0.099	0.22	0.45	U	<	0.21	0.21	0.41	U
2,4,6-Trinitrotoluene	-	0 / 27	<	U	0.051	0.1	0.15	<	U	0.052	0.1	0.16	<	0.081	0.22	0.45	U	<	0.21	0.21	0.41	U
2,4-Dinitrotoluene	-	0 / 27	<	U	0.051	0.1	0.13	<	U	0.052	0.1	0.14	<	0.094	0.22	0.45	U	<	0.21	0.21	0.41	U
2,6-Dinitrotoluene	-	0 / 27	<	U	0.051	0.1	0.13	<	U	0.052	0.1	0.14	<	0.072	0.22	0.22	U	<	0.21	0.21	0.21	U
2-Amino-4,6-dinitrotoluene	-	0 / 27	<	U	0.03	0.1	0.15	<	U	0.031	0.1	0.16	<	0.057	0.13	0.22	U	<	0.12	0.12	0.21	U
2-Nitrotoluene	-	0 / 23	<	U	0.089	0.2	0.51	<	U	0.092	0.21	0.52	<	0.096	0.22	0.45	U	<	0.21	0.21	0.41	U
3-Nitrotoluene	-	0 / 23	<	U	0.058	0.2	0.51	<	U	0.06	0.21	0.52	<	0.093	0.22	0.45	U	<	0.21	0.21	0.41	U
4-Amino-2,6-dinitrotoluene	-	0 / 23	<	U	0.051	0.1	0.15	<	U	0.052	0.1	0.16	<	0.065	0.13	0.22	U	<	0.12	0.12	0.21	U
4-Nitrotoluene	-	0 / 23	<	U	0.089	0.2	0.51	<	U	0.092	0.21	0.52	<	0.22	0.45	1.1	U	<	0.41	0.41	1.0	U
HMX	1.32	15 / 27	0.14	J	0.028	0.1	0.15	0.1	J	0.038	0.1	0.16	<	0.098	0.22	0.45	U	<	0.21	0.21	0.41	U
MNX	0.097 J	1 / 15	<	U	0.036	0.1	0.51	<	U	0.029	0.1	0.52	<	0.40	0.40	2.2	U	<	0.37	0.37	2.1	U
Nitrobenzene	-	0 / 27	<	U	0.051	0.1	0.15	<	U	0.052	0.1	0.16	<	0.10	0.22	0.45	U	<	0.21	0.21	0.41	U
RDX	8.12	26 / 27	0.099	J	0.036	0.1	0.15	<	U	0.038	0.1	0.16	0.26	0.058	0.13	0.22		0.13	0.13	0.054	0.21	J
Tetryl	-	0 / 25	<	U	0.051	0.1	0.15	<	U	0.052	0.1	0.16	<	0.089	0.22	0.27	U	<	0.21	0.21	0.25	U

Notes:
< = less than reporting limit
µg/L = micrograms per liter
HMX = octahydro-1,3,5,7-tetranitro-1,3,5,7-tetrazocine
ID = identification number
J = estimated
LOQ = limit of quantification
MNX = mono-nitroso-RDX
NA = not analyzed
NRL = no reporting limit
Qual = qualifier
RDX = hexahydro-1,3,5-trinitro-1,3,5-triazine
RL = reporting limit
U = nondetect

TABLE E.1.3-22
CORNHUSKER ARMY AMMUNITION PLANT
WELL CA271-EXPLOSIVES

FIELD ID			CA271			CA271			CA271			CA271			CA271			CA271			CA271		
METHOD	Maximum	Detection	SW846 M8330			SW846 M8330			SW846 M8330			SW846 M8330			SW846 M8330			SW846 M8330			SW846 M8330		
COLLECT DATE	Detection	Frequency	8/7/2014			3/5/2013			2/29/2012			3/2/2011			3/10/2010			3/3/2009			3/5/2008		
			Result	LOQ	Qual	Result	RL	Qual	Result	RL	Qual	Result	RL	Qual	Result	RL	Qual	Result	RL	Qual	Result	RL	Qual
EXPLOSIVES (µg/L)																							
1,3,5-Trinitrobenzene	0.045 J	1 / 27	<	0.99	UJ	<	0.8	U	<	0.8	U	<	0.8	U	<	1	U	<	0.48	U	<	0.47	U
1,3-Dinitrobenzene	-	0 / 27	<	0.4	UJ	<	0.8	U	<	0.8	U	<	0.8	U	<	0.4	U	<	0.48	U	<	0.47	U
2,4,6-Trinitrotoluene	-	0 / 27	<	0.4	UJ	<	0.8	U	<	0.8	U	<	0.8	U	<	0.4	U	<	0.48	U	<	0.47	U
2,4-Dinitrotoluene	-	0 / 27	<	0.4	UJ	<	0.8	U	<	0.8	U	<	0.8	U	<	0.4	U	<	0.48	U	<	0.47	U
2,6-Dinitrotoluene	-	0 / 27	<	0.2	UJ	<	0.8	U	<	0.8	U	<	0.8	U	<	0.2	U	<	0.48	U	<	0.47	U
2-Amino-4,6-dinitrotoluene	-	0 / 27	<	0.2	UJ	<	0.8	U	<	0.8	U	<	0.8	U	<	0.2	U	<	0.48	U	<	0.47	U
2-Nitrotoluene	-	0 / 23	<	0.4	UJ	<	0.8	U	<	0.8	U	<	0.8	U	<	0.4	U	<	0.48	U	<	0.47	U
3-Nitrotoluene	-	0 / 23	<	0.4	UJ	<	0.8	U	<	0.8	U	<	0.8	U	<	0.4	U	<	0.48	U	<	0.47	U
4-Amino-2,6-dinitrotoluene	-	0 / 23	<	0.2	UJ	<	1.4	U	<	1.4	U	<	0.8	U	<	0.2	U	<	0.48	U	<	0.47	U
4-Nitrotoluene	-	0 / 23	<	0.99	UJ	<	0.8	U	<	0.8	U	<	0.8	U	<	1	U	<	0.48	U	<	0.47	U
HMX	1.32	15 / 27	<	0.4	UJ	0.2	0.8	J	0.32	0.8	J	0.23	0.8	J	0.58	0.4		<	0.48	U	<	0.47	U
MNX	0.097 J	1 / 15	<	2	UJ	<	0.8	U	<	0.8	U	<	0.8	U	<	2	U	<	0.48	U	<	0.47	U
Nitrobenzene	-	0 / 27	<	0.4	UJ	<	0.8	U	<	0.8	U	<	0.8	U	<	0.4	U	<	0.48	U	<	0.47	U
RDX	8.12	26 / 27	0.072	0.2	J	0.33	0.8	J	0.95	0.8	J	0.94	0.8		0.71	0.2		0.64	0.48		0.96	0.47	
Tetryl	-	0 / 25	<	0.24	UJ	<	1.6	U	<	0.8	U	<	0.8	U	<	0.24	U	<	0.48	U	<	0.47	U

Notes:
< = less than reporting limit
µg/L = micrograms per liter
HMX = octahydro-1,3,5,7-tetranitro-1,3,5,7-tetrazocine
ID = identification number
J = estimated
LOQ = limit of quantification
MNX = mono-nitroso-RDX
NA = not analyzed
NRL = no reporting limit
Qual = qualifier
RDX = hexahydro-1,3,5-trinitro-1,3,5-triazine
RL = reporting limit
U = nondetect

TABLE E.1.3-22
CORNHUSKER ARMY AMMUNITION PLANT
WELL CA271-EXPLOSIVES

FIELD ID			CA271			CA271			CA271			CA271			CA271			CA271			CA271		
METHOD	Maximum	Detection	SW846 M8330			SW846 M8330			SW846 M8330			SW846 M8330			SW846 M8330			SW846 M8330			SW846 M8330		
COLLECT DATE	Detection	Frequency	3/6/2007			3/8/2006			3/8/2005			3/9/2004			3/12/2003			3/13/2002			3/14/2001		
			Result	RL	Qual	Result	RL	Qual	Result	RL	Qual	Result	RL	Qual	Result	RL	Qual	Result	RL	Qual	Result	RL	Qual
EXPLOSIVES (µg/L)																							
1,3,5-Trinitrobenzene	0.045 J	1 / 27	<	0.5	U	<	0.48	U	<	0.48	U	<	0.18	U	<	0.22	U	<	0.24	U	<	0.8	U
1,3-Dinitrobenzene	-	0 / 27	<	0.5	U	<	0.48	U	<	0.48	U	<	0.18	U	<	0.22	U	<	0.16	U	<	0.8	U
2,4,6-Trinitrotoluene	-	0 / 27	<	0.5	U	<	0.48	U	<	0.48	U	<	0.18	U	<	0.22	U	<	0.20	U	<	0.8	U
2,4-Dinitrotoluene	-	0 / 27	<	0.5	U	<	0.48	U	<	0.48	U	<	0.34	U	<	0.42	U	<	0.16	U	<	0.8	U
2,6-Dinitrotoluene	-	0 / 27	<	0.5	U	<	0.48	U	<	0.48	U	<	0.34	U	<	0.42	U	<	0.62	U	<	0.8	U
2-Amino-4,6-dinitrotoluene	-	0 / 27	<	0.5	U	<	0.48	U	<	0.48	U	<	0.34	U	<	0.42	U	<	0.25	U	<	0.8	U
2-Nitrotoluene	-	0 / 23	<	0.5	U	<	0.48	U	<	0.48	U	<	0.34	U	<	0.42	U	<	0.49	U	<	0.8	U
3-Nitrotoluene	-	0 / 23	<	0.5	U	<	0.48	U	<	0.48	U	<	0.34	U	<	0.42	U	<	0.31	U	<	0.8	U
4-Amino-2,6-dinitrotoluene	-	0 / 23	<	0.5	U	<	0.48	U	<	0.48	U	<	0.34	U	<	0.42	U	<	0.42	U	<	0.8	U
4-Nitrotoluene	-	0 / 23	<	0.5	U	<	0.48	U	<	0.48	U	<	0.55	U	<	0.68	U	<	1.0	U	<	0.8	U
HMX	1.32	15 / 27	<	0.5	U	<	0.48	U	0.69	0.48		0.71	0.43		0.62	0.53		0.78	0.68		<	1	U
MNX	0.097 J	1 / 15	<	0.5	U	<	0.48	U	<	0.48	U	0.097	0.18	J		NA			NA			NA	
Nitrobenzene	-	0 / 27	<	0.5	U	<	0.48	U	<	0.48	U	<	0.18	U	<	0.22	U	<	0.28	U	<	0.8	U
RDX	8.12	26 / 27	1.8	0.5		1.4	0.48		2.5	0.48		2.6	0.18		2.4	0.22		2.8	0.40		2.8	0.8	
Tetryl	-	0 / 25	<	0.5	U	<	0.48	U	<	0.48	U	<	0.34	U	<	0.42	U	<	0.66	U	<	0.8	U

Notes:
< = less than reporting limit
µg/L = micrograms per liter
HMX = octahydro-1,3,5,7-tetranitro-1,3,5,7-tetrazocine
ID = identification number
J = estimated
LOQ = limit of quantification
MNX = mono-nitroso-RDX
NA = not analyzed
NRL = no reporting limit
Qual = qualifier
RDX = hexahydro-1,3,5-trinitro-1,3,5-triazine
RL = reporting limit
U = nondetect

TABLE E.1.3-22
CORNHUSKER ARMY AMMUNITION PLANT
WELL CA271-EXPLOSIVES

FIELD ID			CA271			CA271			CA271			CA271			CA271			CA271			CA271		
METHOD	Maximum	Detection	SW846 M8330			SW846 M8330			UW51			UW51			UW51			UW33			UW33		
COLLECT DATE	Detection	Frequency	3/15/2000			3/17/1999			6/10/1998			10/1/1997			2/18/1997			7/14/1994			6/21/1994		
			Result	RL	Qual	Result	RL	Qual	Result	RL	Qual	Result	RL	Qual	Result	RL	Qual	Result	RL	Qual	Result	RL	Qual
EXPLOSIVES (µg/L)																							
1,3,5-Trinitrobenzene	0.045 J	1 / 27	<	0.8	U	<	0.8	U	<	1.00	U	<	0.125	U	<	0.125	U	<	0.425	U	<	0.425	U
1,3-Dinitrobenzene	-	0 / 27	<	0.8	U	<	0.8	U	<	0.500	U	<	0.989	U	<	0.989	U	<	0.549	U	<	0.549	U
2,4,6-Trinitrotoluene	-	0 / 27	<	1.5	U	<	0.8	U	<	0.500	U	<	0.29	U	<	0.29	U	<	0.451	U	<	0.451	U
2,4-Dinitrotoluene	-	0 / 27	<	1.1	U	<	0.8	U	<	0.500	U	<	0.233	U	<	0.233	U	<	0.26	U	<	0.26	U
2,6-Dinitrotoluene	-	0 / 27	<	1.1	U	<	0.8	U	<	0.500	U	<	0.2	U	<	0.2	U	<	0.26	U	<	0.26	U
2-Amino-4,6-dinitrotoluene	-	0 / 27	<	1	U	<	0.8	U	<	0.500	U	<	0.173	U	<	0.173	U	<	0.244	U	<	0.244	U
2-Nitrotoluene	-	0 / 23	<	1.1	U	<	0.8	U	<	1.00	U	<	0.319	U	<	0.319	U		NA			NA	
3-Nitrotoluene	-	0 / 23	<	1.1	U	<	0.8	U	<	1.00	U	<	0.514	U	<	0.514	U		NA			NA	
4-Amino-2,6-dinitrotoluene	-	0 / 23	<	1	U	<	0.8	U	<	1.00	U	<	0.309	U	<	0.309	U		NA			NA	
4-Nitrotoluene	-	0 / 23	<	1.1	U	<	0.8	U	<	1.00	U	<	0.368	U	<	0.368	U		NA			NA	
HMX	1.32	15 / 27	0.54	0.8	J	0.879	0.8		0.636	0.500		1.06	0.16		1.32	0.16		<	0.563	U	<	0.563	U
MNX	0.097 J	1 / 15		NA			NA			NA			NA			NA			NA			NA	
Nitrobenzene	-	0 / 27	<	0.8	U	<	0.8	U	<	0.500	U	<	0.231	U	<	0.231	U	<	0.817	U	<	0.817	U
RDX	8.12	26 / 27	2.9	0.8		3.04	0.8		2.39	1.00		5.49	0.558		8.12	0.558		3.44	NRL		3.02	NRL	
Tetryl	-	0 / 25	<	1.3	U	<	0.8	U	<	0.500	U	<	0.253	U	<	0.253	U	<	1.18	U	<	1.18	U

Notes:
< = less than reporting limit
µg/L = micrograms per liter
HMX = octahydro-1,3,5,7-tetranitro-1,3,5,7-tetrazocine
ID = identification number
J = estimated
LOQ = limit of quantification
MNX = mono-nitroso-RDX
NA = not analyzed
NRL = no reporting limit
Qual = qualifier
RDX = hexahydro-1,3,5-trinitro-1,3,5-triazine
RL = reporting limit
U = nondetect

TABLE E.1.3-22
CORNHUSKER ARMY AMMUNITION PLANT
WELL CA271-EXPLOSIVES

FIELD ID			CA271			CA271		
METHOD	Maximum	Detection	UW32			UW32		
COLLECT DATE	Detection	Frequency	10/6/1992			9/4/1992		
			Result	RL	Qual	Result	RL	Qual
EXPLOSIVES (µg/L)								
1,3,5-Trinitrobenzene	0.045 J	1 / 27	<	0.449	U	<	0.449	U
1,3-Dinitrobenzene	-	0 / 27	<	0.611	U	<	0.611	U
2,4,6-Trinitrotoluene	-	0 / 27	<	0.635	U	<	0.635	U
2,4-Dinitrotoluene	-	0 / 27	<	0.064	U	<	0.064	U
2,6-Dinitrotoluene	-	0 / 27	<	0.074	U	<	0.074	U
2-Amino-4,6-dinitrotoluene	-	0 / 27	<	0.158	U	<	0.158	U
2-Nitrotoluene	-	0 / 23		NA			NA	
3-Nitrotoluene	-	0 / 23		NA			NA	
4-Amino-2,6-dinitrotoluene	-	0 / 23		NA			NA	
4-Nitrotoluene	-	0 / 23		NA			NA	
HMX	1.32	15 / 27	<	1.21	U	<	1.21	U
MNX	0.097 J	1 / 15		NA			NA	
Nitrobenzene	-	0 / 27	<	0.645	U	<	0.645	U
RDX	8.12	26 / 27	1.94	NRL		2.29	NRL	
Tetryl	-	0 / 25		NA			NA	

Notes:
< = less than reporting limit
µg/L = micrograms per liter
HMX = octahydro-1,3,5,7-tetranitro-1,3,5,7-tetrazocine
ID = identification number
J = estimated
LOQ = limit of quantification
MNX = mono-nitroso-RDX
NA = not analyzed
NRL = no reporting limit
Qual = qualifier
RDX = hexahydro-1,3,5-trinitro-1,3,5-triazine
RL = reporting limit
U = nondetect

TABLE E.1.3-23
CORNHUSKER ARMY AMMUNITION PLANT
WELL CA272-EXPLOSIVES

FIELD ID			CA272					CA272					CA272					CA272				
METHOD	Maximum	Detection	SW846 M8330					SW846 M8330					SW846 M8330					SW846 M8330				
COLLECT DATE	Detection	Frequency	3/16/2018					3/27/2017					8/3/2016					8/10/2015				
			Result	Qual	DL	LOD	LOQ	Result	Qual	DL	LOD	LOQ	Result	DL	LOD	LOQ	Qual	Result	DL	LOD	LOQ	Qual
EXPLOSIVES (µg/L)																						
1,3,5-Trinitrobenzene	0.067 J	1 / 27	<	UJ	0.032	0.1	0.15	0.067	J	0.033	0.11	0.16	<	0.22	0.45	1.1	U	<	0.41	0.42	1.0	U
1,3-Dinitrobenzene	-	0 / 27	<	UJ	0.051	0.1	0.15	<	U	0.053	0.11	0.16	<	0.099	0.22	0.45	U	<	0.21	0.21	0.42	U
2,4,6-Trinitrotoluene	-	0 / 27	<	UJ	0.051	0.1	0.15	<	U	0.053	0.11	0.16	<	0.081	0.22	0.45	U	<	0.21	0.21	0.42	U
2,4-Dinitrotoluene	-	0 / 27	<	UJ	0.051	0.1	0.13	<	U	0.053	0.11	0.14	<	0.093	0.22	0.45	U	<	0.21	0.21	0.42	U
2,6-Dinitrotoluene	-	0 / 27	<	UJ	0.051	0.1	0.13	<	U	0.053	0.11	0.14	<	0.072	0.22	0.22	U	<	0.21	0.21	0.21	U
2-Amino-4,6-dinitrotoluene	0.06 J	1 / 27	<	UJ	0.031	0.1	0.15	<	U	0.032	0.11	0.16	<	0.056	0.13	0.22	U	<	0.12	0.12	0.21	U
2-Nitrotoluene	-	0 / 23	<	UJ	0.09	0.2	0.51	<	U	0.093	0.21	0.53	<	0.095	0.22	0.45	U	<	0.21	0.21	0.42	U
3-Nitrotoluene	-	0 / 23	<	UJ	0.058	0.2	0.51	<	U	0.06	0.21	0.53	<	0.093	0.22	0.45	U	<	0.21	0.21	0.42	U
4-Amino-2,6-dinitrotoluene	-	0 / 24	<	UJ	0.051	0.1	0.15	<	U	0.053	0.11	0.16	<	0.064	0.13	0.22	U	<	0.12	0.12	0.21	U
4-Nitrotoluene	-	0 / 23	<	UJ	0.09	0.2	0.51	<	U	0.093	0.21	0.53	<	0.22	0.45	1.1	U	<	0.41	0.42	1.0	U
HMX	3.5	24 / 27	0.79	J	0.029	0.1	0.15	1.1		0.038	0.11	0.16	0.52	0.097	0.22	0.45		0.64	0.21	0.21	0.42	
MNX	0.37	2 / 15	<	UJ	0.037	0.1	0.51	<	U	0.03	0.11	0.53	<	0.40	0.40	2.2	U	<	0.37	0.37	2.1	U
Nitrobenzene	-	0 / 27	<	UJ	0.051	0.1	0.15	<	U	0.053	0.11	0.16	<	0.10	0.22	0.45	U	<	0.21	0.21	0.42	U
RDX	15	27 / 27	0.39	J	0.037	0.1	0.15	0.64		0.038	0.11	0.16	0.58	0.058	0.13	0.22		0.86	0.13	0.12	0.21	
Tetryl	-	0 / 25	<	UJ	0.051	0.1	0.15	<	U	0.053	0.11	0.16	<	0.088	0.22	0.27	U	<	0.21	0.21	0.25	U

Notes:
< = less than reporting limit
µg/L = micrograms per liter
HMX = octahydro-1,3,5,7-tetranitro-1,3,5,7-tetrazocine
ID = identification number
J = estimated
LOQ = limit of quantification
MNX = mono-nitroso-RDX
NA = not analyzed
NRL = no reporting limit
Qual = qualifier
RDX = hexahydro-1,3,5-trinitro-1,3,5-triazine
RL = reporting limit
U = nondetect

TABLE E.1.3-23
CORNHUSKER ARMY AMMUNITION PLANT
WELL CA272-EXPLOSIVES

FIELD ID			CA272			CA272			CA272			CA272			CA272			CA272			CA272		
METHOD	Maximum	Detection	SW846 M8330			SW846 M8330			SW846 M8330			SW846 M8330			SW846 M8330			SW846 M8330			SW846 M8330		
COLLECT DATE	Detection	Frequency	8/7/2014			3/5/2013			2/29/2012			3/2/2011			3/10/2010			3/3/2009			3/5/2008		
			Result	LOQ	Qual	Result	RL	Qual	Result	RL	Qual	Result	RL	Qual	Result	RL	Qual	Result	RL	Qual	Result	RL	Qual
EXPLOSIVES (µg/L)																							
1,3,5-Trinitrobenzene	0.067 J	1 / 27	<	1	U	<	0.8	U	<	0.8	U	<	0.8	U	<	1	U	<	0.48	U	<	0.48	U
1,3-Dinitrobenzene	-	0 / 27	<	0.4	U	<	0.8	U	<	0.8	U	<	0.8	U	<	0.4	U	<	0.48	U	<	0.48	U
2,4,6-Trinitrotoluene	-	0 / 27	<	0.4	U	<	0.8	U	<	0.8	U	<	0.8	U	<	0.4	U	<	0.48	U	<	0.48	U
2,4-Dinitrotoluene	-	0 / 27	<	0.4	U	<	0.8	U	<	0.8	U	<	0.8	U	<	0.4	U	<	0.48	U	<	0.48	U
2,6-Dinitrotoluene	-	0 / 27	<	0.2	U	<	0.8	U	<	0.8	U	<	0.8	U	<	0.2	U	<	0.48	U	<	0.48	U
2-Amino-4,6-dinitrotoluene	0.06 J	1 / 27	<	0.2	UJ	<	0.8	U	<	0.8	U	<	0.8	U	0.06	0.2	J	<	0.48	U	<	0.48	U
2-Nitrotoluene	-	0 / 23	<	0.4	U	<	0.8	U	<	0.8	U	<	0.8	U	<	0.4	U	<	0.48	U	<	0.48	U
3-Nitrotoluene	-	0 / 23	<	0.4	U	<	0.8	U	<	0.8	U	<	0.8	U	<	0.4	U	<	0.48	U	<	0.48	U
4-Amino-2,6-dinitrotoluene	-	0 / 24	<	0.2	U	<	1.4	U	<	1.4	U	<	0.8	U	<	0.2	U	<	0.48	U	<	0.48	U
4-Nitrotoluene	-	0 / 23	<	1	U	<	0.8	U	<	0.8	U	<	0.8	U	<	1	U	<	0.48	U	<	0.48	U
HMX	3.5	24 / 27	0.41	0.4	J	0.88	0.8	J	1	0.8		1.1	0.8		1.7	0.4		2.2	0.48		2.4	0.48	
MNX	0.37	2 / 15	<	2	U	<	0.8	U	<	0.8	U	<	0.8	U	<	2	U	<	0.48	U	<	0.48	U
Nitrobenzene	-	0 / 27	<	0.4	U	<	0.8	U	<	0.8	U	<	0.8	U	<	0.4	U	<	0.48	U	<	0.48	U
RDX	15	27 / 27	1.3	0.2		1.5	0.8	J	2	0.8	J	2.3	0.8		2.5	0.2		4.2	0.48		4.9	0.48	
Tetryl	-	0 / 25	<	0.24	U	<	1.6	U	<	0.8	U	<	0.8	U	<	0.24	U	<	0.48	U	<	0.48	U

Notes:
< = less than reporting limit
µg/L = micrograms per liter
HMX = octahydro-1,3,5,7-tetranitro-1,3,5,7-tetrazocine
ID = identification number
J = estimated
LOQ = limit of quantification
MNX = mono-nitroso-RDX
NA = not analyzed
NRL = no reporting limit
Qual = qualifier
RDX = hexahydro-1,3,5-trinitro-1,3,5-triazine
RL = reporting limit
U = nondetect

TABLE E.1.3-23
CORNHUSKER ARMY AMMUNITION PLANT
WELL CA272-EXPLOSIVES

FIELD ID			CA272			CA272			CA272			CA272			CA272			CA272			CA272		
METHOD	Maximum	Detection	SW846 M8330			SW846 M8330			SW846 M8330			SW846 M8330			SW846 M8330			SW846 M8330			SW846 M8330		
COLLECT DATE	Detection	Frequency	3/6/2007			3/8/2006			3/8/2005			3/9/2004			3/12/2003			3/13/2002			3/14/2001		
			Result	RL	Qual	Result	RL	Qual	Result	RL	Qual	Result	RL	Qual	Result	RL	Qual	Result	RL	Qual	Result	RL	Qual
EXPLOSIVES (µg/L)																							
1,3,5-Trinitrobenzene	0.067 J	1 / 27	<	0.52	U	<	0.48	U	<	0.48	U	<	0.22	U	<	0.16	U	<	0.42	U	<	0.8	U
1,3-Dinitrobenzene	-	0 / 27	<	0.52	U	<	0.48	U	<	0.48	U	<	0.22	U	<	0.16	U	<	0.28	U	<	0.8	U
2,4,6-Trinitrotoluene	-	0 / 27	<	0.52	U	<	0.48	U	<	0.48	U	<	0.22	U	<	0.16	U	<	0.35	U	<	0.8	U
2,4-Dinitrotoluene	-	0 / 27	<	0.52	U	<	0.48	U	<	0.48	U	<	0.42	U	<	0.31	U	<	0.28	U	<	0.8	U
2,6-Dinitrotoluene	-	0 / 27	<	0.52	U	<	0.48	U	<	0.48	U	<	0.42	U	<	0.31	U	<	1.1	U	<	0.8	U
2-Amino-4,6-dinitrotoluene	0.06 J	1 / 27	<	0.52	U	<	0.48	U	<	0.48	U	<	0.42	U	<	0.31	U	<	0.44	U	<	0.8	U
2-Nitrotoluene	-	0 / 23	<	0.52	U	<	0.48	U	<	0.48	U	<	0.42	U	<	0.31	U	<	0.86	U	<	0.8	U
3-Nitrotoluene	-	0 / 23	<	0.52	U	<	0.48	U	<	0.48	U	<	0.42	U	<	0.31	U	<	0.54	U	<	0.8	U
4-Amino-2,6-dinitrotoluene	-	0 / 24	<	0.52	U	<	0.48	U	<	0.48	U	<	0.42	U	<	0.31	U	<	0.74	U	<	0.8	U
4-Nitrotoluene	-	0 / 23	<	0.52	U	<	0.48	U	<	0.48	U	<	0.68	U	<	0.5	U	<	1.8	U	<	0.8	U
HMX	3.5	24 / 27	2.3	0.52		2.6	0.48		3.4	0.48		3.5	0.53		2.6	0.39		2.3	1.2		<	1	U
MNX	0.37	2 / 15	<	0.52	U	<	0.48	U	0.29	0.48	J	0.37	0.22			NA			NA			NA	
Nitrobenzene	-	0 / 27	<	0.52	U	<	0.48	U	<	0.48	U	<	0.22	U	<	0.16	U	<	0.49	U	<	0.8	U
RDX	15	27 / 27	6.6	0.52		6.4	0.48		8.3	0.48		11	0.22		9.4	1.6		11	0.70		5.9	0.8	
Tetryl	-	0 / 25	<	0.52	U	<	0.48	U	<	0.48	U	<	0.42	U	<	0.31	U	<	1.2	U	<	0.8	U

Notes:
< = less than reporting limit
µg/L = micrograms per liter
HMX = octahydro-1,3,5,7-tetranitro-1,3,5,7-tetrazocine
ID = identification number
J = estimated
LOQ = limit of quantification
MNX = mono-nitroso-RDX
NA = not analyzed
NRL = no reporting limit
Qual = qualifier
RDX = hexahydro-1,3,5-trinitro-1,3,5-triazine
RL = reporting limit
U = nondetect

TABLE E.1.3-23
CORNHUSKER ARMY AMMUNITION PLANT
WELL CA272-EXPLOSIVES

FIELD ID			CA272			CA272			CA272			CA272			CA272			CA272			CA272		
METHOD	Maximum	Detection	SW846 M8330			SW846 M8330			UW51			UW51			UW51			UW33			UW33		
COLLECT DATE	Detection	Frequency	3/22/2000			3/17/1999			6/10/1998			10/1/1997			2/18/1997			7/15/1994			6/21/1994		
			Result	RL	Qual	Result	RL	Qual	Result	RL	Qual	Result	RL	Qual	Result	RL	Qual	Result	RL	Qual	Result	RL	Qual
EXPLOSIVES (µg/L)																							
1,3,5-Trinitrobenzene	0.067 J	1 / 27	<	0.8	U	<	0.8	U	<	1.00	U	<	0.125	U	<	0.125	U	<	0.425	U	<	0.425	U
1,3-Dinitrobenzene	-	0 / 27	<	0.8	U	<	0.8	U	<	0.500	U	<	0.989	U	<	0.989	U	<	0.549	U	<	0.549	U
2,4,6-Trinitrotoluene	-	0 / 27	<	1.5	U	<	0.8	U	<	0.500	U	<	0.29	U	<	0.29	U	<	0.451	U	<	0.451	U
2,4-Dinitrotoluene	-	0 / 27	<	1.1	U	<	0.8	U	<	0.500	U	<	0.233	U	<	0.233	U	<	0.26	U	<	0.26	U
2,6-Dinitrotoluene	-	0 / 27	<	1.1	U	<	0.8	U	<	0.500	U	<	1.00	U	<	0.2	U	<	0.26	U	<	0.26	U
2-Amino-4,6-dinitrotoluene	0.06 J	1 / 27	<	1	U	<	0.8	U	<	0.500	U	<	0.173	U	<	0.173	U	<	0.244	U	<	0.244	U
2-Nitrotoluene	-	0 / 23	<	1.1	U	<	0.8	U	<	1.00	U	<	0.319	U	<	0.319	U		NA			NA	
3-Nitrotoluene	-	0 / 23	<	1.1	U	<	0.8	U	<	1.00	U	<	0.514	U	<	0.514	U		NA			NA	
4-Amino-2,6-dinitrotoluene	-	0 / 24	<	1	U	<	0.8	U	<	1.00	U	<	0.309	U	<	0.309	U	<	0.704	U		NA	
4-Nitrotoluene	-	0 / 23	<	1.1	U	<	0.8	U	<	1.00	U	<	0.368	U	<	0.368	U		NA			NA	
HMX	3.5	24 / 27	1.7	0.8		1.39	0.8		3.44	0.500	J*	1.84	0.16		1.57	0.16		0.791	NRL		0.72	NRL	
MNX	0.37	2 / 15		NA			NA			NA			NA			NA			NA			NA	
Nitrobenzene	-	0 / 27	<	0.8	U	<	0.8	U	<	0.500	U	<	0.231	U	<	0.231	U	<	0.817	U	<	0.817	U
RDX	15	27 / 27	4.3	0.8		3.28	0.8		4.38	1.00		5.77	0.558		6.29	0.558		15	NRL		13	NRL	
Tetryl	-	0 / 25	<	1.3	U	<	0.8	U	<	0.500	U	<	0.253	U	<	0.253	U	<	1.18	U	<	1.18	U

Notes:
< = less than reporting limit
µg/L = micrograms per liter
HMX = octahydro-1,3,5,7-tetranitro-1,3,5,7-tetrazocine
ID = identification number
J = estimated
LOQ = limit of quantification
MNX = mono-nitroso-RDX
NA = not analyzed
NRL = no reporting limit
Qual = qualifier
RDX = hexahydro-1,3,5-trinitro-1,3,5-triazine
RL = reporting limit
U = nondetect

TABLE E.1.3-23
CORNHUSKER ARMY AMMUNITION PLANT
WELL CA272-EXPLOSIVES

FIELD ID			CA272			CA272		
METHOD	Maximum	Detection	UW32			UW32		
COLLECT DATE	Detection	Frequency	10/6/1992			9/4/1992		
			Result	RL	Qual	Result	RL	Qual
EXPLOSIVES (µg/L)								
1,3,5-Trinitrobenzene	0.067 J	1 / 27	<	0.449	U	<	0.449	U
1,3-Dinitrobenzene	-	0 / 27	<	0.611	U	<	0.611	U
2,4,6-Trinitrotoluene	-	0 / 27	<	0.635	U	<	0.635	U
2,4-Dinitrotoluene	-	0 / 27	<	0.064	U	<	0.064	U
2,6-Dinitrotoluene	-	0 / 27	<	0.074	U	<	0.074	U
2-Amino-4,6-dinitrotoluene	0.06 J	1 / 27	<	0.158	U	<	0.158	U
2-Nitrotoluene	-	0 / 23		NA			NA	
3-Nitrotoluene	-	0 / 23		NA			NA	
4-Amino-2,6-dinitrotoluene	-	0 / 24		NA			NA	
4-Nitrotoluene	-	0 / 23		NA			NA	
HMX	3.5	24 / 27	<	1.21	U	<	1.21	U
MNX	0.37	2 / 15		NA			NA	
Nitrobenzene	-	0 / 27	<	0.645	U	<	0.645	U
RDX	15	27 / 27	7.41	NRL		6.95	NRL	
Tetryl	-	0 / 25		NA			NA	

Notes:
< = less than reporting limit
µg/L = micrograms per liter
HMX = octahydro-1,3,5,7-tetranitro-1,3,5,7-tetrazocine
ID = identification number
J = estimated
LOQ = limit of quantification
MNX = mono-nitroso-RDX
NA = not analyzed
NRL = no reporting limit
Qual = qualifier
RDX = hexahydro-1,3,5-trinitro-1,3,5-triazine
RL = reporting limit
U = nondetect

TABLE E.1.3-24
CORNHUSKER ARMY AMMUNITION PLANT
WELL CA273-EXPLOSIVES

FIELD ID			CA273					CA273					CA273					CA273				
METHOD	Maximum	Detection	SW846 M8330					SW846 M8330					SW846 M8330					SW846 M8330				
COLLECT DATE	Detection	Frequency	3/16/2018					3/27/2017					8/3/2016					8/10/2015				
			Result	Qual	DL	LOD	LOQ	Result	Qual	DL	LOD	LOQ	Result	DL	LOD	LOQ	Qual	Result	DL	LOD	LOQ	Qual
EXPLOSIVES (µg/L)																						
1,3,5-Trinitrobenzene	0.047 J	1 / 27	<	U	0.034	0.11	0.16	0.047	J	0.032	0.1	0.15	<	0.22	0.44	1.1	U	<	0.41	0.41.	1.0	U
1,3-Dinitrobenzene	-	0 / 27	<	U	0.054	0.11	0.16	<	U	0.052	0.1	0.15	<	0.098	0.22	0.44	U	<	0.21	0.21	0.41	U
2,4,6-Trinitrotoluene	-	0 / 27	<	U	0.054	0.11	0.16	<	U	0.052	0.1	0.15	<	0.080	0.22	0.44	U	<	0.21	0.21	0.41	U
2,4-Dinitrotoluene	-	0 / 27	<	U	0.054	0.11	0.14	<	U	0.052	0.1	0.13	<	0.093	0.22	0.44	U	<	0.21	0.21	0.41	U
2,6-Dinitrotoluene	-	0 / 27	<	U	0.054	0.11	0.14	<	U	0.052	0.1	0.13	<	0.071	0.22	0.22	U	<	0.21	0.21	0.21	U
2-Amino-4,6-dinitrotoluene	-	0 / 27	<	U	0.033	0.11	0.16	<	U	0.031	0.1	0.15	<	0.056	0.13	0.22	U	<	0.12	0.12	0.21	U
2-Nitrotoluene	-	0 / 23	<	U	0.096	0.22	0.54	<	U	0.091	0.21	0.52	<	0.095	0.22	0.44	U	<	0.21	0.21	0.41	U
3-Nitrotoluene	-	0 / 23	<	U	0.062	0.22	0.54	<	U	0.059	0.21	0.52	<	0.092	0.22	0.44	U	<	0.21	0.21	0.41	U
4-Amino-2,6-dinitrotoluene	-	0 / 23	<	U	0.054	0.11	0.16	<	U	0.052	0.1	0.15	<	0.064	0.13	0.22	U	<	0.12	0.12	0.21	U
4-Nitrotoluene	-	0 / 23	<	U	0.096	0.22	0.54	<	U	0.091	0.21	0.52	<	0.22	0.44	1.1	U	<	0.41	0.42	1.0	U
HMX	0.073 J	1 / 27	<	U	0.03	0.11	0.16	0.073	J	0.037	0.1	0.15	<	0.097	0.22	0.44	U	<	0.21	0.21	0.41	U
MNX	-	0 / 15	<	U	0.039	0.11	0.54	<	U	0.029	0.1	0.52	<	0.40	0.40	2.2	U	<	0.37	0.37	2.1	U
Nitrobenzene	-	0 / 27	<	U	0.054	0.11	0.16	<	U	0.052	0.1	0.15	<	0.10	0.22	0.44	U	<	0.21	0.21	0.41	U
RDX	-	0 / 27	<	U	0.039	0.11	0.16	<	U	0.037	0.1	0.15	<	0.058	0.13	0.22	U	<	0.12	0.12	0.21	U
Tetryl	-	0 / 25	<	U	0.054	0.11	0.16	<	U	0.052	0.1	0.15	<	0.088	0.22	0.27	U	<	0.21	0.21	0.25	U

Notes:
< = less than reporting limit
µg/L = micrograms per liter
HMX = octahydro-1,3,5,7-tetranitro-1,3,5,7-tetrazocine
ID = identification number
J = estimated
LOQ = limit of quantification
MNX = mono-nitroso-RDX
NA = not analyzed
NRL = no reporting limit
Qual = qualifier
RDX = hexahydro-1,3,5-trinitro-1,3,5-triazine
RL = reporting limit
U = nondetect

TABLE E.1.3-24
CORNHUSKER ARMY AMMUNITION PLANT
WELL CA273-EXPLOSIVES

FIELD ID			CA273			CA273			CA273			CA273			CA273			CA273			CA273		
METHOD	Maximum	Detection	SW846 M8330			SW846 M8330			SW846 M8330			SW846 M8330			SW846 M8330			SW846 M8330			SW846 M8330		
COLLECT DATE	Detection	Frequency	8/7/2014			3/5/2013			2/29/2012			3/2/2011			3/10/2010			3/3/2009			3/5/2008		
			Result	LOQ	Qual	Result	RL	Qual	Result	RL	Qual	Result	RL	Qual	Result	RL	Qual	Result	RL	Qual	Result	RL	Qual
EXPLOSIVES (µg/L)																							
1,3,5-Trinitrobenzene	0.047 J	1 / 27	<	1	U	<	0.8	U	<	0.8	U	<	0.8	U	<	1	U	<	0.48	U	<	0.48	U
1,3-Dinitrobenzene	-	0 / 27	<	0.4	U	<	0.8	U	<	0.8	U	<	0.8	U	<	0.4	U	<	0.48	U	<	0.48	U
2,4,6-Trinitrotoluene	-	0 / 27	<	0.4	U	<	0.8	U	<	0.8	U	<	0.8	U	<	0.4	U	<	0.48	U	<	0.48	U
2,4-Dinitrotoluene	-	0 / 27	<	0.4	U	<	0.8	U	<	0.8	U	<	0.8	U	<	0.4	U	<	0.48	U	<	0.48	U
2,6-Dinitrotoluene	-	0 / 27	<	0.2	U	<	0.8	U	<	0.8	U	<	0.8	U	<	0.2	U	<	0.48	U	<	0.48	U
2-Amino-4,6-dinitrotoluene	-	0 / 27	<	0.2	U	<	0.8	U	<	0.8	U	<	0.8	U	<	0.2	U	<	0.48	U	<	0.48	U
2-Nitrotoluene	-	0 / 23	<	0.4	U	<	0.8	U	<	0.8	U	<	0.8	U	<	0.4	U	<	0.48	U	<	0.48	U
3-Nitrotoluene	-	0 / 23	<	0.4	U	<	0.8	U	<	0.8	U	<	0.8	U	<	0.4	U	<	0.48	U	<	0.48	U
4-Amino-2,6-dinitrotoluene	-	0 / 23	<	0.2	U	<	1.4	U	<	1.4	U	<	0.8	U	<	0.2	U	<	0.48	U	<	0.48	U
4-Nitrotoluene	-	0 / 23	<	1	U	<	0.8	U	<	0.8	U	<	0.8	U	<	1	U	<	0.48	U	<	0.48	U
HMX	0.073 J	1 / 27	<	0.4	U	<	0.8	U	<	0.8	U	<	0.8	U	<	0.4	U	<	0.48	U	<	0.48	U
MNX	-	0 / 15	<	2	U	<	0.8	U	<	0.8	U	<	0.8	U	<	2	U	<	0.48	U	<	0.48	U
Nitrobenzene	-	0 / 27	<	0.4	U	<	0.8	U	<	0.8	U	<	0.8	U	<	0.4	U	<	0.48	U	<	0.48	U
RDX	-	0 / 27	<	0.2	U	<	0.8	U	<	0.8	U	<	0.8	U	<	0.2	U	<	0.48	U	<	0.48	U
Tetryl	-	0 / 25	<	0.24	U	<	1.6	U	<	0.8	U	<	0.8	U	<	0.24	U	<	0.48	U	<	0.48	U

Notes:
< = less than reporting limit
µg/L = micrograms per liter
HMX = octahydro-1,3,5,7-tetranitro-1,3,5,7-tetrazocine
ID = identification number
J = estimated
LOQ = limit of quantification
MNX = mono-nitroso-RDX
NA = not analyzed
NRL = no reporting limit
Qual = qualifier
RDX = hexahydro-1,3,5-trinitro-1,3,5-triazine
RL = reporting limit
U = nondetect

TABLE E.1.3-24
CORNHUSKER ARMY AMMUNITION PLANT
WELL CA273-EXPLOSIVES

FIELD ID			CA273			CA273			CA273			CA273			CA273			CA273			CA273		
METHOD	Maximum	Detection	SW846 M8330			SW846 M8330			SW846 M8330			SW846 M8330			SW846 M8330			SW846 M8330			SW846 M8330		
COLLECT DATE	Detection	Frequency	3/8/2007			3/8/2006			3/8/2005			3/9/2004			3/12/2003			3/13/2002			3/14/2001		
			Result	RL	Qual	Result	RL	Qual	Result	RL	Qual	Result	RL	Qual	Result	RL	Qual	Result	RL	Qual	Result	RL	Qual
EXPLOSIVES (µg/L)																							
1,3,5-Trinitrobenzene	0.047 J	1 / 27	<	0.5	U	<	0.48	U	<	0.48	U	<	0.16	U	<	0.22	U	<	0.34	U	<	0.8	U
1,3-Dinitrobenzene	-	0 / 27	<	0.5	U	<	0.48	U	<	0.48	U	<	0.16	U	<	0.22	U	<	0.22	U	<	0.8	U
2,4,6-Trinitrotoluene	-	0 / 27	<	0.5	U	<	0.48	U	<	0.48	U	<	0.16	U	<	0.22	U	<	0.28	U	<	0.8	U
2,4-Dinitrotoluene	-	0 / 27	<	0.5	U	<	0.48	U	<	0.48	U	<	0.31	U	<	0.42	U	<	0.22	U	<	0.8	U
2,6-Dinitrotoluene	-	0 / 27	<	0.5	U	<	0.48	U	<	0.48	U	<	0.31	U	<	0.42	U	<	0.87	U	<	0.8	U
2-Amino-4,6-dinitrotoluene	-	0 / 27	<	0.5	U	<	0.48	U	<	0.48	U	<	0.31	U	<	0.42	U	<	0.35	U	<	0.8	U
2-Nitrotoluene	-	0 / 23	<	0.5	U	<	0.48	U	<	0.48	U	<	0.31	U	<	0.42	U	<	0.69	U	<	0.8	U
3-Nitrotoluene	-	0 / 23	<	0.5	U	<	0.48	U	<	0.48	U	<	0.31	U	<	0.42	U	<	0.43	U	<	0.8	U
4-Amino-2,6-dinitrotoluene	-	0 / 23	<	0.5	U	<	0.48	U	<	0.48	U	<	0.31	U	<	0.42	U	<	0.59	U	<	0.8	U
4-Nitrotoluene	-	0 / 23	<	0.5	U	<	0.48	U	<	0.48	U	<	0.5	U	<	0.68	U	<	1.4	U	<	0.8	U
HMX	0.073 J	1 / 27	<	0.5	U	<	0.48	U	<	0.48	U	<	0.39	U	<	0.53	U	<	0.95	U	<	1	U
MNX	-	0 / 15	<	0.5	U	<	0.48	U	<	0.48	U	<	0.16	U		NA			NA			NA	
Nitrobenzene	-	0 / 27	<	0.5	U	<	0.48	U	<	0.48	U	<	0.16	U	<	0.22	U	<	0.39	U	<	0.8	U
RDX	-	0 / 27	<	0.5	U	<	0.48	U	<	0.48	U	<	0.16	U	<	0.22	U	<	0.56	U	<	0.8	U
Tetryl	-	0 / 25	<	0.5	U	<	0.48	U	<	0.48	U	<	0.31	U	<	0.42	U	<	0.92	U	<	0.8	U

Notes:
< = less than reporting limit
µg/L = micrograms per liter
HMX = octahydro-1,3,5,7-tetranitro-1,3,5,7-tetrazocine
ID = identification number
J = estimated
LOQ = limit of quantification
MNX = mono-nitroso-RDX
NA = not analyzed
NRL = no reporting limit
Qual = qualifier
RDX = hexahydro-1,3,5-trinitro-1,3,5-triazine
RL = reporting limit
U = nondetect

TABLE E.1.3-24
CORNHUSKER ARMY AMMUNITION PLANT
WELL CA273-EXPLOSIVES

FIELD ID			CA273			CA273			CA273			CA273			CA273			CA273			CA273		
METHOD	Maximum	Detection	SW846 M8330			SW846 M8330			UW51			UW51			UW51			UW33			UW33		
COLLECT DATE	Detection	Frequency	3/15/2000			3/17/1999			6/10/1998			10/1/1997			2/18/1997			7/15/1994			6/9/1994		
			Result	RL	Qual	Result	RL	Qual	Result	RL	Qual	Result	RL	Qual	Result	RL	Qual	Result	RL	Qual	Result	RL	Qual
EXPLOSIVES (µg/L)																							
1,3,5-Trinitrobenzene	0.047 J	1 / 27	<	0.8	U	<	0.8	U	<	1.00	U	<	0.125	U	<	0.125	U	<	0.425	U	<	0.425	U
1,3-Dinitrobenzene	-	0 / 27	<	0.8	U	<	0.8	U	<	0.500	U	<	0.989	U	<	0.989	U	<	0.549	U	<	0.549	U
2,4,6-Trinitrotoluene	-	0 / 27	<	1.5	U	<	0.8	U	<	0.500	U	<	0.29	U	<	0.29	U	<	0.451	U	<	0.451	U
2,4-Dinitrotoluene	-	0 / 27	<	1.1	U	<	0.8	U	<	0.500	U	<	0.233	U	<	0.233	U	<	0.26	U	<	0.26	U
2,6-Dinitrotoluene	-	0 / 27	<	1.1	U	<	0.8	U	<	0.500	U	<	0.2	U	<	0.2	U	<	0.26	U	<	0.26	U
2-Amino-4,6-dinitrotoluene	-	0 / 27	<	1	U	<	0.8	U	<	0.500	U	<	0.173	U	<	0.173	U	<	0.244	U	<	0.244	U
2-Nitrotoluene	-	0 / 23	<	1.1	U	<	0.8	U	<	1.00	U	<	0.319	U	<	0.319	U		NA			NA	
3-Nitrotoluene	-	0 / 23	<	1.1	U	<	0.8	U	<	1.00	U	<	0.514	U	<	0.514	U		NA			NA	
4-Amino-2,6-dinitrotoluene	-	0 / 23	<	1	U	<	0.8	U	<	1.00	U	<	0.309	U	<	0.309	U		NA			NA	
4-Nitrotoluene	-	0 / 23	<	1.1	U	<	0.8	U	<	1.00	U	<	0.368	U	<	0.368	U		NA			NA	
HMX	0.073 J	1 / 27	<	0.8	U	<	0.8	U	<	0.500	U	<	0.16	U	<	0.16	U	<	0.563	U	<	0.563	U
MNX	-	0 / 15		NA			NA			NA			NA			NA			NA			NA	
Nitrobenzene	-	0 / 27	<	0.8	U	<	0.8	U	<	0.500	U	<	0.231	U	<	0.231	U	<	0.817	U	<	0.817	U
RDX	-	0 / 27	<	0.8	U	<	0.8	U	<	1.00	U	<	0.558	U	<	0.558	U	<	0.412	U	<	0.412	U
Tetryl	-	0 / 25	<	1.3	U	<	0.8	U	<	0.500	U	<	0.253	U	<	0.253	U	<	1.18	U	<	1.18	U

Notes:
< = less than reporting limit
µg/L = micrograms per liter
HMX = octahydro-1,3,5,7-tetranitro-1,3,5,7-tetrazocine
ID = identification number
J = estimated
LOQ = limit of quantification
MNX = mono-nitroso-RDX
NA = not analyzed
NRL = no reporting limit
Qual = qualifier
RDX = hexahydro-1,3,5-trinitro-1,3,5-triazine
RL = reporting limit
U = nondetect

TABLE E.1.3-24
CORNHUSKER ARMY AMMUNITION PLANT
WELL CA273-EXPLOSIVES

FIELD ID			CA273			CA273		
METHOD	Maximum	Detection	UW32			UW32		
COLLECT DATE	Detection	Frequency	10/6/1992			9/7/1992		
			Result	RL	Qual	Result	RL	Qual
EXPLOSIVES (µg/L)								
1,3,5-Trinitrobenzene	0.047 J	1 / 27	<	0.449	U	<	0.449	U
1,3-Dinitrobenzene	-	0 / 27	<	0.611	U	<	0.611	U
2,4,6-Trinitrotoluene	-	0 / 27	<	0.635	U	<	0.635	U
2,4-Dinitrotoluene	-	0 / 27	<	0.064	U	<	0.064	U
2,6-Dinitrotoluene	-	0 / 27	<	0.074	U	<	0.074	U
2-Amino-4,6-dinitrotoluene	-	0 / 27	<	0.158	U	<	0.158	U
2-Nitrotoluene	-	0 / 23		NA			NA	
3-Nitrotoluene	-	0 / 23		NA			NA	
4-Amino-2,6-dinitrotoluene	-	0 / 23		NA			NA	
4-Nitrotoluene	-	0 / 23		NA			NA	
HMX	0.073 J	1 / 27	<	1.21	U	<	1.21	U
MNX	-	0 / 15		NA			NA	
Nitrobenzene	-	0 / 27	<	0.645	U	<	0.645	U
RDX	-	0 / 27	<	1.17	U	<	1.17	U
Tetryl	-	0 / 25		NA			NA	

Notes:
< = less than reporting limit
µg/L = micrograms per liter
HMX = octahydro-1,3,5,7-tetranitro-1,3,5,7-tetrazocine
ID = identification number
J = estimated
LOQ = limit of quantification
MNX = mono-nitroso-RDX
NA = not analyzed
NRL = no reporting limit
Qual = qualifier
RDX = hexahydro-1,3,5-trinitro-1,3,5-triazine
RL = reporting limit
U = nondetect

TABLE E.1.3-25
CORNHUSKER ARMY AMMUNITION PLANT
WELL CA280-EXPLOSIVES

FIELD ID			CA280			CA280			CA280			CA280			CA280			CA280			CA280		
METHOD	Maximum	Detection	SW846 M8330			SW846 M8330			SW846 M8330			SW846 M8330			SW846 M8330			SW846 M8330			SW846 M8330		
COLLECT DATE	Detection	Frequency	None			None			3/9/2012			3/2/2011			3/8/2010			3/3/2009			3/4/2008		
			Result	RL	Qual	Result	RL	Qual	Result	RL	Qual	Result	RL	Qual	Result	RL	Qual	Result	RL	Qual	Result	RL	Qual
EXPLOSIVES (µg/L)																							
1,3,5-Trinitrobenzene	-	0 / 17							<	0.8	U	<	0.8	U	<	1	U	<	0.48	U	<	0.48	U
1,3-Dinitrobenzene	-	0 / 17							<	0.8	U	<	0.8	U	<	0.4	U	<	0.48	U	<	0.48	U
2,4,6-Trinitrotoluene	-	0 / 17							<	0.8	U	<	0.8	U	<	0.4	U	<	0.48	U	<	0.48	U
2,4-Dinitrotoluene	-	0 / 17							<	0.8	U	<	0.8	U	<	0.4	U	<	0.48	U	<	0.48	U
2,6-Dinitrotoluene	-	0 / 17	**Not Sampled**			**No 2013 Sample**			<	0.8	U	<	0.8	U	<	0.2	U	<	0.48	U	<	0.48	U
2-Amino-4,6-dinitrotoluene	-	0 / 17	**in 2014, 2015, 2016,**			**Well Dry**			<	0.8	U	<	0.8	U	<	0.2	U	<	0.48	U	<	0.48	U
2-Nitrotoluene	-	0 / 13	**2017, 2018**						<	0.8	U	<	0.8	U	<	0.4	U	<	0.48	U	<	0.48	U
3-Nitrotoluene	-	0 / 13							<	0.8	U	<	0.8	U	<	0.4	U	<	0.48	U	<	0.48	U
4-Amino-2,6-dinitrotoluene	-	0 / 13							<	1.4	U	<	0.8	U	<	0.2	U	<	0.48	U	<	0.48	U
4-Nitrotoluene	-	0 / 13							<	0.8	U	<	0.8	U	<	1	U	<	0.48	U	<	0.48	U
HMX	-	0 / 17							<	0.8	U	<	0.8	U	<	0.4	U	<	0.48	U	<	0.48	U
MNX	-	0 / 7							<	0.8	U	<	0.8	U	<	2	U	<	0.48	U	<	0.48	U
Nitrobenzene	-	0 / 16							<	0.8	U	<	0.8	U	<	0.4	U	<	0.48	U	<	0.48	U
RDX	-	0 / 17							<	0.8	U	<	0.8	U	<	0.2	U	<	0.48	U	<	0.48	U
Tetryl	-	0 / 15							<	0.8	U	<	0.8	U	<	0.24	U	<	0.48	U	<	0.48	U

Notes:
< = less than reporting limit
µg/L = micrograms per liter
HMX = octahydro-1,3,5,7-tetranitro-1,3,5,7-tetrazocine
ID = identification number
J = estimated
LOQ = limit of quantification
MNX = mono-nitroso-RDX
NA = not analyzed
NRL = no reporting limit
Qual = qualifier
RDX = hexahydro-1,3,5-trinitro-1,3,5-triazine
RL = reporting limit
U = nondetect

TABLE E.1.3-25
CORNHUSKER ARMY AMMUNITION PLANT
WELL CA280-EXPLOSIVES

FIELD ID			CA280			CA280			CA280			CA280			CA280			CA280			CA280		
METHOD	Maximum	Detection	SW846 M8330			SW846 M8330			SW846 M8330			SW846 M8330			SW846 M8330			SW846 M8330			SW846 M8330		
COLLECT DATE	Detection	Frequency	3/6/2007			3/7/2006			None			None			3/11/2003			3/13/2002			3/13/2001		
			Result	RL	Qual	Result	RL	Qual	Result	RL	Qual	Result	RL	Qual	Result	RL	Qual	Result	RL	Qual	Result	RL	Qual
EXPLOSIVES (µg/L)																							
1,3,5-Trinitrobenzene	-	0 / 17	<	0.50	U	<	0.48	U							<	0.21	U	<	0.32	U	<	0.8	U
1,3-Dinitrobenzene	-	0 / 17	<	0.50	U	<	0.48	U							<	0.21	U	<	0.21	U	<	0.8	U
2,4,6-Trinitrotoluene	-	0 / 17	<	0.50	U	<	0.48	U							<	0.21	U	<	0.27	U	<	0.8	U
2,4-Dinitrotoluene	-	0 / 17	<	0.50	U	<	0.48	U							<	0.4	U	<	0.21	U	<	0.8	U
2,6-Dinitrotoluene	-	0 / 17	<	0.50	U	<	0.48	U	**No 2005 Sample**			**No 2004 Sample**			<	0.4	U	<	0.83	U	<	0.8	U
2-Amino-4,6-dinitrotoluene	-	0 / 17	<	0.50	U	<	0.48	U	**Well Dry**			**Well Dry**			<	0.4	U	<	0.33	U	<	0.8	U
2-Nitrotoluene	-	0 / 13	<	0.50	U	<	0.48	U							<	0.4	U	<	0.65	U	<	0.8	U
3-Nitrotoluene	-	0 / 13	<	0.50	U	<	0.48	U							<	0.4	U	<	0.41	U	<	0.8	U
4-Amino-2,6-dinitrotoluene	-	0 / 13	<	0.50	U	<	0.48	U							<	0.4	U	<	0.56	U	<	0.8	U
4-Nitrotoluene	-	0 / 13	<	0.50	U	<	0.48	U							<	0.64	U	<	1.3	U	<	0.8	U
HMX	-	0 / 17	<	0.50	U	<	0.48	U							<	0.5	U	<	0.91	U	<	1	U
MNX	-	0 / 7	<	0.50	U	<	0.48	U								NA			NA			NA	
Nitrobenzene	-	0 / 16	<	0.50	U	<	0.48	U							<	0.21	U	<	0.37	U	<	0.8	U
RDX	-	0 / 17	<	0.50	U	<	0.48	U							<	0.21	U	<	0.53	U	<	0.8	U
Tetryl	-	0 / 15	<	0.50	U	<	0.48	U							<	0.4	U	<	0.88	U	<	0.8	U

Notes:
< = less than reporting limit
µg/L = micrograms per liter
HMX = octahydro-1,3,5,7-tetranitro-1,3,5,7-tetrazocine
ID = identification number
J = estimated
LOQ = limit of quantification
MNX = mono-nitroso-RDX
NA = not analyzed
NRL = no reporting limit
Qual = qualifier
RDX = hexahydro-1,3,5-trinitro-1,3,5-triazine
RL = reporting limit
U = nondetect

TABLE E.1.3-25
CORNHUSKER ARMY AMMUNITION PLANT
WELL CA280-EXPLOSIVES

FIELD ID			CA280			CA280			CA280			CA280			CA280			CA280			CA280		
METHOD	Maximum	Detection	SW846 M8330			SW846 M8330			UW51			UW33			UW33			UW32			UW32		
COLLECT DATE	Detection	Frequency	3/8/2000			3/18/1999			6/11/1998			7/12/1994			6/9/1994			10/6/1992			9/6/1992		
			Result	RL	Qual	Result	RL	Qual	Result	RL	Qual	Result	RL	Qual	Result	RL	Qual	Result	RL	Qual	Result	RL	Qual
EXPLOSIVES (µg/L)																							
1,3,5-Trinitrobenzene	-	0 / 17	<	0.8	U	<	0.8	U	<	1.00	U	<	0.425	U	<	0.425	U	<	0.449	U	<	0.449	U
1,3-Dinitrobenzene	-	0 / 17	<	0.8	U	<	0.8	U	<	0.500	U	<	0.549	U	<	0.549	U	<	0.611	U	<	0.611	U
2,4,6-Trinitrotoluene	-	0 / 17	<	1.5	U	<	0.8	U	<	0.500	U	<	0.451	U	<	0.451	U	<	0.635	U	<	0.635	U
2,4-Dinitrotoluene	-	0 / 17	<	1.1	U	<	0.8	U	<	0.500	U	<	0.26	U	<	0.26	U	<	0.064	U	<	0.064	U
2,6-Dinitrotoluene	-	0 / 17	<	1.1	U	<	0.8	U	<	0.500	U	<	0.26	U	<	0.26	U	<	0.074	U	<	0.074	U
2-Amino-4,6-dinitrotoluene	-	0 / 17	<	1	U	<	0.8	U	<	0.500	U	<	0.244	U	<	0.244	U	<	0.158	U	<	0.158	U
2-Nitrotoluene	-	0 / 13	<	1.1	U	<	0.8	U	<	1.00	U		NA			NA			NA			NA	
3-Nitrotoluene	-	0 / 13	<	1.1	U	<	0.8	U	<	1.00	U		NA			NA			NA			NA	
4-Amino-2,6-dinitrotoluene	-	0 / 13	<	1	U	<	0.8	U	<	1.00	U		NA			NA			NA			NA	
4-Nitrotoluene	-	0 / 13	<	1.1	U	<	0.8	U	<	1.00	U		NA			NA			NA			NA	
HMX	-	0 / 17	<	0.8	U	<	0.8	U	<	0.500	U	<	0.563	U	<	0.563	U	<	1.21	U	<	1.21	U
MNX	-	0 / 7		NA			NA			NA			NA			NA			NA			NA	
Nitrobenzene	-	0 / 16	<	0.8	U	<	0.8	U	<	0.500	U	<	0.817	U	<	0.817	U	<	0.645	U		NA	
RDX	-	0 / 17	<	0.8	U	<	0.8	U	<	1.00	U	<	0.412	U	<	0.412	U	<	1.17	U	<	1.17	U
Tetryl	-	0 / 15	<	1.3	U	<	0.8	U	<	0.500	U	<	1.18	U	<	1.18	U		NA			NA	

Notes:
< = less than reporting limit
µg/L = micrograms per liter
HMX = octahydro-1,3,5,7-tetranitro-1,3,5,7-tetrazocine
ID = identification number
J = estimated
LOQ = limit of quantification
MNX = mono-nitroso-RDX
NA = not analyzed
NRL = no reporting limit
Qual = qualifier
RDX = hexahydro-1,3,5-trinitro-1,3,5-triazine
RL = reporting limit
U = nondetect

TABLE E.1.3-26
CORNHUSKER ARMY AMMUNITION PLANT
WELL CA281-EXPLOSIVES

FIELD ID			CA281			CA281			CA281			CA281			CA281			CA281			CA281		
METHOD	Maximum	Detection	SW846 M8330			SW846 M8330			SW846 M8330			SW846 M8330			SW846 M8330			SW846 M8330			SW846 M8330		
COLLECT DATE	Detection	Frequency	None			3/5/2013			2/27/2012			3/2/2011			3/8/2010			3/3/2009			3/4/2008		
			Result	RL	Qual	Result	RL	Qual	Result	RL	Qual	Result	RL	Qual	Result	RL	Qual	Result	RL	Qual	Result	RL	Qual
EXPLOSIVES (µg/L)																							
1,3,5-Trinitrobenzene	-	0 / 20				<	0.8	U	<	0.8	U	<	0.8	U	<	1	U	<	0.48	U	<	0.48	U
1,3-Dinitrobenzene	-	0 / 20				<	0.8	U	<	0.8	U	<	0.8	U	<	0.4	U	<	0.48	U	<	0.48	U
2,4,6-Trinitrotoluene	-	0 / 20				<	0.8	U	<	0.8	U	<	0.8	U	<	0.4	U	<	0.48	U	<	0.48	U
2,4-Dinitrotoluene	-	0 / 20				<	0.8	U	<	0.8	U	<	0.8	U	<	0.4	U	<	0.48	U	<	0.48	U
2,6-Dinitrotoluene	-	0 / 20	**Not Sampled**			<	0.8	U	<	0.8	U	<	0.8	U	<	0.2	U	<	0.48	U	<	0.48	U
2-Amino-4,6-dinitrotoluene	-	0 / 20	**in 2014, 2015, 2016,**			<	0.8	U	<	0.8	U	<	0.8	U	<	0.2	U	<	0.48	U	<	0.48	U
2-Nitrotoluene	-	0 / 16	**2017, 2018**			<	0.8	U	<	0.8	U	<	0.8	U	<	0.4	U	<	0.48	U	<	0.48	U
3-Nitrotoluene	-	0 / 16				<	0.8	U	<	0.8	U	<	0.8	U	<	0.4	U	<	0.48	U	<	0.48	U
4-Amino-2,6-dinitrotoluene	-	0 / 16				<	1.4	U	<	1.4	U	<	0.8	U	<	0.2	U	<	0.48	U	<	0.48	U
4-Nitrotoluene	-	0 / 16				<	0.8	U	<	0.8	U	<	0.8	U	<	1	U	<	0.48	U	<	0.48	U
HMX	-	0 / 20				<	0.8	U	<	0.8	U	<	0.8	U	<	0.4	U	<	0.48	U	<	0.48	U
MNX	-	0 / 10				<	0.8	U	<	0.8	U	<	0.8	U	<	2	U	<	0.48	U	<	0.48	U
Nitrobenzene	-	0 / 20				<	0.8	U	<	0.8	U	<	0.8	U	<	0.4	U	<	0.48	U	<	0.48	U
RDX	-	0 / 20				<	0.8	U	<	0.8	U	<	0.8	U	<	0.2	U	<	0.48	U	<	0.48	U
Tetryl	-	0 / 18				<	1.6	U	<	0.8	U	<	0.8	U	<	0.24	U	<	0.48	U	<	0.48	U

Notes:
< = less than reporting limit
µg/L = micrograms per liter
HMX = octahydro-1,3,5,7-tetranitro-1,3,5,7-tetrazocine
ID = identification number
J = estimated
LOQ = limit of quantification
MNX = mono-nitroso-RDX
NA = not analyzed
NRL = no reporting limit
Qual = qualifier
RDX = hexahydro-1,3,5-trinitro-1,3,5-triazine
RL = reporting limit
U = nondetect

TABLE E.1.3-26
CORNHUSKER ARMY AMMUNITION PLANT
WELL CA281-EXPLOSIVES

FIELD ID			CA281			CA281			CA281			CA281			CA281			CA281			CA281		
METHOD	Maximum	Detection	SW846 M8330			SW846 M8330			SW846 M8330			SW846 M8330			SW846 M8330			SW846 M8330			SW846 M8330		
COLLECT DATE	Detection	Frequency	3/6/2007			3/7/2006			3/8/2005			3/9/2004			3/11/2003			3/13/2002			3/13/2001		
			Result	RL	Qual	Result	RL	Qual	Result	RL	Qual	Result	RL	Qual	Result	RL	Qual	Result	RL	Qual	Result	RL	Qual
EXPLOSIVES (µg/L)																							
1,3,5-Trinitrobenzene	-	0 / 20	<	0.53	U	<	0.48	U	<	0.52	U	<	0.21	U	<	0.16	U	<	0.24	U	<	0.8	U
1,3-Dinitrobenzene	-	0 / 20	<	0.53	U	<	0.48	U	<	0.52	U	<	0.21	U	<	0.16	U	<	0.16	U	<	0.8	U
2,4,6-Trinitrotoluene	-	0 / 20	<	0.53	U	<	0.48	U	<	0.52	U	<	0.21	U	<	0.16	U	<	0.20	U	<	0.8	U
2,4-Dinitrotoluene	-	0 / 20	<	0.53	U	<	0.48	U	<	0.52	U	<	0.41	U	<	0.31	U	<	0.16	U	<	0.8	U
2,6-Dinitrotoluene	-	0 / 20	<	0.53	U	<	0.48	U	<	0.52	U	<	0.41	U	<	0.31	U	<	0.62	U	<	0.8	U
2-Amino-4,6-dinitrotoluene	-	0 / 20	<	0.53	U	<	0.48	U	<	0.52	U	<	0.41	U	<	0.31	U	<	0.25	U	<	0.8	U
2-Nitrotoluene	-	0 / 16	<	0.53	U	<	0.48	U	<	0.52	U	<	0.41	U	<	0.31	U	<	0.49	U	<	0.8	U
3-Nitrotoluene	-	0 / 16	<	0.53	U	<	0.48	U	<	0.52	U	<	0.41	U	<	0.31	U	<	0.31	U	<	0.8	U
4-Amino-2,6-dinitrotoluene	-	0 / 16	<	0.53	U	<	0.48	U	<	0.52	U	<	0.41	U	<	0.31	U	<	0.42	U	<	0.8	U
4-Nitrotoluene	-	0 / 16	<	0.53	U	<	0.48	U	<	0.52	U	<	0.67	U	<	0.5	U	<	1.0	U	<	0.8	U
HMX	-	0 / 20	<	0.53	U	<	0.48	U	<	0.52	U	<	0.52	U	<	0.39	U	<	0.68	U	<	1	U
MNX	-	0 / 10	<	0.53	U	<	0.48	U	<	0.52	U	<	0.21	U		NA			NA			NA	
Nitrobenzene	-	0 / 20	<	0.53	U	<	0.48	U	<	0.52	U	<	0.21	U	<	0.16	U	<	0.28	U	<	0.8	U
RDX	-	0 / 20	<	0.53	U	<	0.48	U	<	0.52	U	<	0.21	U	<	0.16	U	<	0.40	U	<	0.8	U
Tetryl	-	0 / 18	<	0.53	U	<	0.48	U	<	0.52	U	<	0.41	U	<	0.31	U	<	0.66	U	<	0.8	U

Notes:
< = less than reporting limit
µg/L = micrograms per liter
HMX = octahydro-1,3,5,7-tetranitro-1,3,5,7-tetrazocine
ID = identification number
J = estimated
LOQ = limit of quantification
MNX = mono-nitroso-RDX
NA = not analyzed
NRL = no reporting limit
Qual = qualifier
RDX = hexahydro-1,3,5-trinitro-1,3,5-triazine
RL = reporting limit
U = nondetect

TABLE E.1.3-26
CORNHUSKER ARMY AMMUNITION PLANT
WELL CA281-EXPLOSIVES

FIELD ID			CA281			CA281			CA281			CA281			CA281			CA281			CA281		
METHOD	Maximum	Detection	SW846 M8330			SW846 M8330			UW51			UW33			UW33			UW32			UW32		
COLLECT DATE	Detection	Frequency	3/8/2000			3/18/1999			6/11/1998			7/12/1994			6/9/1994			10/6/1992			9/6/1992		
			Result	RL	Qual	Result	RL	Qual	Result	RL	Qual	Result	RL	Qual	Result	RL	Qual	Result	RL	Qual	Result	RL	Qual
EXPLOSIVES (µg/L)																							
1,3,5-Trinitrobenzene	-	0 / 20	<	0.8	U	<	0.8	U	<	1.00	U	<	0.425	U	<	0.425	U	<	0.449	U	<	0.449	U
1,3-Dinitrobenzene	-	0 / 20	<	0.8	U	<	0.8	U	<	0.500	U	<	0.549	U	<	0.549	U	<	0.611	U	<	0.611	U
2,4,6-Trinitrotoluene	-	0 / 20	<	1.5	U	<	0.8	U	<	0.500	U	<	0.451	U	<	0.451	U	<	0.635	U	<	0.635	U
2,4-Dinitrotoluene	-	0 / 20	<	1.1	U	<	0.8	U	<	0.500	U	<	0.26	U	<	0.26	U	<	0.064	U	<	0.064	U
2,6-Dinitrotoluene	-	0 / 20	<	1.1	U	<	0.8	U	<	0.500	U	<	0.26	U	<	0.26	U	<	0.074	U	<	0.074	U
2-Amino-4,6-dinitrotoluene	-	0 / 20	<	1	U	<	0.8	U	<	0.500	U	<	0.244	U	<	0.244	U	<	0.158	U	<	0.158	U
2-Nitrotoluene	-	0 / 16	<	1.1	U	<	0.8	U	<	1.00	U		NA			NA			NA			NA	
3-Nitrotoluene	-	0 / 16	<	1.1	U	<	0.8	U	<	1.00	U		NA			NA			NA			NA	
4-Amino-2,6-dinitrotoluene	-	0 / 16	<	1	U	<	0.8	U	<	1.00	U		NA			NA			NA			NA	
4-Nitrotoluene	-	0 / 16	<	1.1	U	<	0.8	U	<	1.00	U		NA			NA			NA			NA	
HMX	-	0 / 20	<	0.8	U	<	0.8	U	<	0.500	U	<	0.563	U	<	0.563	U	<	1.21	U	<	1.21	U
MNX	-	0 / 10		NA			NA			NA			NA			NA			NA			NA	
Nitrobenzene	-	0 / 20	<	0.8	U	<	0.8	U	<	0.500	U	<	0.817	U	<	0.817	U	<	0.645	U	<	0.645	U
RDX	-	0 / 20	<	0.8	U	<	0.8	U	<	1.00	U	<	0.412	U	<	0.412	U	<	1.17	U	<	1.17	U
Tetryl	-	0 / 18	<	1.3	U	<	0.8	U	<	0.500	U	<	1.18	U	<	1.18	U		NA			NA	

Notes:
< = less than reporting limit
µg/L = micrograms per liter
HMX = octahydro-1,3,5,7-tetranitro-1,3,5,7-tetrazocine
ID = identification number
J = estimated
LOQ = limit of quantification
MNX = mono-nitroso-RDX
NA = not analyzed
NRL = no reporting limit
Qual = qualifier
RDX = hexahydro-1,3,5-trinitro-1,3,5-triazine
RL = reporting limit
U = nondetect

TABLE E.1.3-27
CORNHUSKER ARMY AMMUNITION PLANT
WELL CA282-EXPLOSIVES

FIELD ID			CA282			CA282			CA282			CA282			CA282			CA282			CA282		
METHOD	Maximum	Detection	SW846 M8330			SW846 M8330			SW846 M8330			SW846 M8330			SW846 M8330			SW846 M8330			SW846 M8330		
COLLECT DATE	Detection	Frequency	None			3/5/2013			2/27/2012			3/2/2011			3/8/2010			3/3/2009			3/4/2008		
			Result	RL	Qual	Result	RL	Qual	Result	RL	Qual	Result	RL	Qual	Result	RL	Qual	Result	RL	Qual	Result	RL	Qual
EXPLOSIVES (µg/L)																							
1,3,5-Trinitrobenzene	-	0 / 20				<	0.8	U	<	0.8	U	<	0.8	U	<	1	U	<	0.48	U	<	0.48	U
1,3-Dinitrobenzene	-	0 / 20				<	0.8	U	<	0.8	U	<	0.8	U	<	0.4	U	<	0.48	U	<	0.48	U
2,4,6-Trinitrotoluene	-	0 / 20				<	0.8	U	<	0.8	U	<	0.8	U	<	0.4	U	<	0.48	U	<	0.48	U
2,4-Dinitrotoluene	-	0 / 20				<	0.8	U	<	0.8	U	<	0.8	U	<	0.4	U	<	0.48	U	<	0.48	U
2,6-Dinitrotoluene	-	0 / 20	**Not Sampled**			<	0.8	U	<	0.8	U	<	0.8	U	<	0.2	U	<	0.48	U	<	0.48	U
2-Amino-4,6-dinitrotoluene	-	0 / 20	**in 2014, 2015, 2016,**			<	0.8	U	<	0.8	U	<	0.8	U	<	0.2	U	<	0.48	U	<	0.48	U
2-Nitrotoluene	-	0 / 16	**2017, 2018**			<	0.8	U	<	0.8	U	<	0.8	U	<	0.4	U	<	0.48	U	<	0.48	U
3-Nitrotoluene	-	0 / 16				<	0.8	U	<	0.8	U	<	0.8	U	<	0.4	U	<	0.48	U	<	0.48	U
4-Amino-2,6-dinitrotoluene	-	0 / 16				<	1.4	U	<	1.4	U	<	0.8	U	<	0.2	U	<	0.48	U	<	0.48	U
4-Nitrotoluene	-	0 / 16				<	0.8	U	<	0.8	U	<	0.8	U	<	1	U	<	0.48	U	<	0.48	U
HMX	-	0 / 20				<	0.8	U	<	0.8	U	<	0.8	U	<	0.4	U	<	0.48	U	<	0.48	U
MNX	-	0 / 10				<	0.8	U	<	0.8	U	<	0.8	U	<	2	U	<	0.48	U	<	0.48	U
Nitrobenzene	-	0 / 19				<	0.8	U	<	0.8	U	<	0.8	U	<	0.4	U	<	0.48	U	<	0.48	U
RDX	0.23 J	2 / 20				<	0.8	U	<	0.8	U	<	0.8	U	<	0.2	U	<	0.48	U	<	0.48	U
Tetryl	-	0 / 18				<	1.6	U	<	0.8	U	<	0.8	U	<	0.24	U	<	0.48	U	<	0.48	U

Notes:
< = less than reporting limit
µg/L = micrograms per liter
HMX = octahydro-1,3,5,7-tetranitro-1,3,5,7-tetrazocine
ID = identification number
J = estimated
LOQ = limit of quantification
MNX = mono-nitroso-RDX
NA = not analyzed
NRL = no reporting limit
Qual = qualifier
RDX = hexahydro-1,3,5-trinitro-1,3,5-triazine
RL = reporting limit
U = nondetect

TABLE E.1.3-27
CORNHUSKER ARMY AMMUNITION PLANT
WELL CA282-EXPLOSIVES

FIELD ID			CA282			CA282			CA282			CA282			CA282			CA282			CA282		
METHOD	Maximum	Detection	SW846 M8330			SW846 M8330			SW846 M8330			SW846 M8330			SW846 M8330			SW846 M8330			SW846 M8330		
COLLECT DATE	Detection	Frequency	3/7/2007			3/7/2006			3/8/2005			3/9/2004			3/11/2003			3/13/2002			3/13/2001		
			Result	RL	Qual	Result	RL	Qual	Result	RL	Qual	Result	RL	Qual	Result	RL	Qual	Result	RL	Qual	Result	RL	Qual
EXPLOSIVES (µg/L)																							
1,3,5-Trinitrobenzene	-	0 / 20	<	0.52	U	<	0.48	U	<	0.52	U	<	0.26	U	<	0.16	U	<	0.36	U	<	0.8	U
1,3-Dinitrobenzene	-	0 / 20	<	0.52	U	<	0.48	U	<	0.52	U	<	0.26	U	<	0.16	U	<	0.24	U	<	0.8	U
2,4,6-Trinitrotoluene	-	0 / 20	<	0.52	U	<	0.48	U	<	0.52	U	<	0.26	U	<	0.16	U	<	0.30	U	<	0.8	U
2,4-Dinitrotoluene	-	0 / 20	<	0.52	U	<	0.48	U	<	0.52	U	<	0.51	U	<	0.31	U	<	0.24	U	<	0.8	U
2,6-Dinitrotoluene	-	0 / 20	<	0.52	U	<	0.48	U	<	0.52	U	<	0.51	U	<	0.31	U	<	0.93	U	<	0.8	U
2-Amino-4,6-dinitrotoluene	-	0 / 20	<	0.52	U	<	0.48	U	<	0.52	U	<	0.51	U	<	0.31	U	<	0.38	U	<	0.8	U
2-Nitrotoluene	-	0 / 16	<	0.52	U	<	0.48	U	<	0.52	U	<	0.51	U	<	0.31	U	<	0.74	U	<	0.8	U
3-Nitrotoluene	-	0 / 16	<	0.52	U	<	0.48	U	<	0.52	U	<	0.51	U	<	0.31	U	<	0.46	U	<	0.8	U
4-Amino-2,6-dinitrotoluene	-	0 / 16	<	0.52	U	<	0.48	U	<	0.52	U	<	0.51	U	<	0.31	U	<	0.63	U	<	0.8	U
4-Nitrotoluene	-	0 / 16	<	0.52	U	<	0.48	U	<	0.52	U	<	0.82	U	<	0.5	U	<	1.5	U	<	0.8	U
HMX	-	0 / 20	<	0.52	U	<	0.48	U	<	0.52	U	<	0.64	U	<	0.39	U	<	1.0	U	<	1	U
MNX	-	0 / 10	<	0.52	U	<	0.48	U	<	0.52	U	<	0.26	U		NA			NA			NA	
Nitrobenzene	-	0 / 19	<	0.52	U	<	0.48	U	<	0.52	U	<	0.26	U	<	0.16	U	<	0.42	U	<	0.8	U
RDX	0.23 J	2 / 20	<	0.52	U	<	0.48	U	<	0.52	U	0.23	0.26	J	0.14	0.16	J	<	0.60	U	<	0.8	U
Tetryl	-	0 / 18	<	0.52	U	<	0.48	U	<	0.52	U	<	0.51	U	<	0.31	U	<	0.99	U	<	0.8	U

Notes:
< = less than reporting limit
µg/L = micrograms per liter
HMX = octahydro-1,3,5,7-tetranitro-1,3,5,7-tetrazocine
ID = identification number
J = estimated
LOQ = limit of quantification
MNX = mono-nitroso-RDX
NA = not analyzed
NRL = no reporting limit
Qual = qualifier
RDX = hexahydro-1,3,5-trinitro-1,3,5-triazine
RL = reporting limit
U = nondetect

TABLE E.1.3-27
CORNHUSKER ARMY AMMUNITION PLANT
WELL CA282-EXPLOSIVES

FIELD ID			CA282			CA282			CA282			CA282			CA282			CA282			CA282		
METHOD	Maximum	Detection	SW846 M8330			SW846 M8330			UW51			UW33			UW33			UW32			UW32		
COLLECT DATE	Detection	Frequency	3/8/2000			3/18/1999			6/11/1998			7/12/1994			6/9/1994			10/6/1992			9/6/1992		
			Result	RL	Qual	Result	RL	Qual	Result	RL	Qual	Result	RL	Qual	Result	RL	Qual	Result	RL	Qual	Result	RL	Qual
EXPLOSIVES (µg/L)																							
1,3,5-Trinitrobenzene	-	0 / 20	<	0.8	U	<	0.8	U	<	1.00	U	<	0.425	U	<	0.425	U	<	0.449	U	<	0.449	U
1,3-Dinitrobenzene	-	0 / 20	<	0.8	U	<	0.8	U	<	0.500	U	<	0.549	U	<	0.549	U	<	0.611	U	<	0.611	U
2,4,6-Trinitrotoluene	-	0 / 20	<	1.5	U	<	0.8	U	<	0.500	U	<	0.451	U	<	0.451	U	<	0.635	U	<	0.635	U
2,4-Dinitrotoluene	-	0 / 20	<	1.1	U	<	0.8	U	<	0.500	U	<	0.26	U	<	0.26	U	<	0.064	U	<	0.064	U
2,6-Dinitrotoluene	-	0 / 20	<	1.1	U	<	0.8	U	<	0.500	U	<	0.26	U	<	0.26	U	<	0.074	U	<	0.074	U
2-Amino-4,6-dinitrotoluene	-	0 / 20	<	1	U	<	0.8	U	<	0.500	U	<	0.244	U	<	0.244	U	<	0.158	U	<	0.158	U
2-Nitrotoluene	-	0 / 16	<	1.1	U	<	0.8	U	<	1.00	U		NA			NA			NA			NA	
3-Nitrotoluene	-	0 / 16	<	1.1	U	<	0.8	U	<	1.00	U		NA			NA			NA			NA	
4-Amino-2,6-dinitrotoluene	-	0 / 16	<	1	U	<	0.8	U	<	1.00	U		NA			NA			NA			NA	
4-Nitrotoluene	-	0 / 16	<	1.1	U	<	0.8	U	<	1.00	U		NA			NA			NA			NA	
HMX	-	0 / 20	<	0.8	U	<	0.8	U	<	0.500	U	<	0.563	U	<	0.563	U	<	1.21	U	<	1.21	U
MNX	-	0 / 10		NA			NA			NA			NA			NA			NA			NA	
Nitrobenzene	-	0 / 19	<	0.8	U	<	0.8	U	<	0.500	U	<	0.817	U	<	0.817	U	<	0.645	U		NA	
RDX	0.23 J	2 / 20	<	0.8	U	<	0.8	U	<	1.00	U	<	0.412	U	<	0.412	U	<	1.17	U	<	1.17	U
Tetryl	-	0 / 18	<	1.3	U	<	0.8	U	<	0.500	U	<	1.18	U	<	1.18	U		NA			NA	

Notes:
< = less than reporting limit
µg/L = micrograms per liter
HMX = octahydro-1,3,5,7-tetranitro-1,3,5,7-tetrazocine
ID = identification number
J = estimated
LOQ = limit of quantification
MNX = mono-nitroso-RDX
NA = not analyzed
NRL = no reporting limit
Qual = qualifier
RDX = hexahydro-1,3,5-trinitro-1,3,5-triazine
RL = reporting limit
U = nondetect

TABLE E.1.3-28
CORNHUSKER ARMY AMMUNITION PLANT
WELL CA290R-EXPLOSIVES

FIELD ID			CA290R					CA290R					CA290R					CA290R				
METHOD	Maximum	Detection	SW846 M8330					SW846 M8330					SW846 M8330					SW846 M8330				
COLLECT DATE	Detection	Frequency	3/16/2018					3/27/2017					8/3/2016					8/6/2015				
			Result	Qual	DL	LOD	LOQ	Result	Qual	DL	LOD	LOQ	Result	DL	LOD	LOQ	Qual	Result	DL	LOD	LOQ	Qual
EXPLOSIVES (µg/L)																						
1,3,5-Trinitrobenzene	-	0 / 27	<	U	0.032	0.1	0.15	<	UJ	0.032	0.1	0.16	<	0.22	0.43	1.1	U	<	0.43	0.43	1.1	U
1,3-Dinitrobenzene	-	0 / 27	<	U	0.051	0.1	0.15	<	UJ	0.052	0.1	0.16	<	0.096	0.22	0.43	U	<	0.21	0.21	0.43	U
2,4,6-Trinitrotoluene	-	0 / 27	<	U	0.051	0.1	0.15	<	UJ	0.052	0.1	0.16	<	0.078	0.22	0.43	U	<	0.21	0.21	0.43	U
2,4-Dinitrotoluene	-	0 / 27	<	U	0.051	0.1	0.13	<	UJ	0.052	0.1	0.14	<	0.090	0.22	0.43	U	<	0.21	0.21	0.43	U
2,6-Dinitrotoluene	-	0 / 27	<	U	0.051	0.1	0.13	<	UJ	0.052	0.1	0.14	<	0.069	0.22	0.22	U	<	0.21	0.21	0.21	U
2-Amino-4,6-dinitrotoluene	-	0 / 27	<	U	0.03	0.1	0.15	<	UJ	0.031	0.1	0.16	<	0.055	0.13	0.22	U	<	0.13	0.13	0.21	U
2-Nitrotoluene	-	0 / 23	<	U	0.089	0.2	0.51	<	UJ	0.092	0.21	0.52	<	0.092	0.22	0.43	U	<	0.21	0.21	0.43	U
3-Nitrotoluene	-	0 / 23	<	U	0.058	0.2	0.51	<	UJ	0.059	0.21	0.52	<	0.090	0.22	0.43	U	<	0.21	0.21	0.43	U
4-Amino-2,6-dinitrotoluene	-	0 / 23	<	U	0.051	0.1	0.15	<	UJ	0.052	0.1	0.16	<	0.062	0.13	0.22	U	<	0.13	0.13	0.21	U
4-Nitrotoluene	-	0 / 23	<	U	0.089	0.2	0.51	<	UJ	0.092	0.21	0.52	<	0.22	0.43	1.1	U	<	0.43	0.21	1.1	U
HMX	-	0 / 27	<	U	0.028	0.1	0.15	<	UJ	0.037	0.1	0.16	<	0.094	0.22	0.43	U	<	0.21	0.21	0.43	U
MNX	-	0 / 15	<	U	0.037	0.1	0.51	<	UJ	0.029	0.1	0.52	<	0.39	0.39	2.2	U	<	0.38	0.38	2.1	U
Nitrobenzene	-	0 / 27	<	U	0.051	0.1	0.15	<	UJ	0.052	0.1	0.16	<	0.098	0.22	0.43	U	<	0.21	0.21	0.43	U
RDX	0.22	1 / 27	<	U	0.037	0.1	0.15	<	UJ	0.037	0.1	0.16	<	0.056	0.13	0.22	U	<	0.13	0.13	0.21	U
Tetryl	-	0 / 25	<	U	0.051	0.1	0.15	<	UJ	0.052	0.1	0.16	<	0.085	0.22	0.26	U	<	0.21	0.21	0.26	U

Notes:
*CA290 was abandoned and replaced by CA290R in 2004.

< = less than reporting limit
µg/L = micrograms per liter
HMX = octahydro-1,3,5,7-tetranitro-1,3,5,7-tetrazocine
ID = identification number
J = estimated
LOQ = limit of quantification
MNX = mono-nitroso-RDX
NA = not analyzed
NRL = no reporting limit
Qual = qualifier
RDX = hexahydro-1,3,5-trinitro-1,3,5-triazine
RL = reporting limit
U = nondetect

TABLE E.1.3-28
CORNHUSKER ARMY AMMUNITION PLANT
WELL CA290R-EXPLOSIVES

FIELD ID			CA290R			CA290R			CA290R			CA290R			CA290R			CA290R			CA290R		
METHOD	Maximum	Detection	SW846 M8330			SW846 M8330			SW846 M8330			SW846 M8330			SW846 M8330			SW846 M8330			SW846 M8330		
COLLECT DATE	Detection	Frequency	8/8/2014			3/4/2013			2/28/2012			3/1/2011			3/8/2010			3/2/2009			3/3/2008		
			Result	LOQ	Qual	Result	RL	Qual	Result	RL	Qual	Result	RL	Qual	Result	RL	Qual	Result	RL	Qual	Result	RL	Qual
EXPLOSIVES (µg/L)																							
1,3,5-Trinitrobenzene	-	0 / 27	<	1	U	<	0.8	U	<	0.8	U	<	0.8	U	<	1.1	U	<	0.48	U	<	0.47	U
1,3-Dinitrobenzene	-	0 / 27	<	0.4	U	<	0.8	U	<	0.8	U	<	0.8	U	<	0.43	U	<	0.48	U	<	0.47	U
2,4,6-Trinitrotoluene	-	0 / 27	<	0.4	U	<	0.8	U	<	0.8	U	<	0.8	U	<	0.43	U	<	0.48	U	<	0.47	U
2,4-Dinitrotoluene	-	0 / 27	<	0.4	U	<	0.8	U	<	0.8	U	<	0.8	U	<	0.43	U	<	0.48	U	<	0.47	U
2,6-Dinitrotoluene	-	0 / 27	<	0.2	U	<	0.8	U	<	0.8	U	<	0.8	U	<	0.22	U	<	0.48	U	<	0.47	U
2-Amino-4,6-dinitrotoluene	-	0 / 27	<	0.2	U	<	0.8	U	<	0.8	U	<	0.8	U	<	0.22	U	<	0.48	U	<	0.47	U
2-Nitrotoluene	-	0 / 23	<	0.4	U	<	0.8	U	<	0.8	U	<	0.8	U	<	0.43	U	<	0.48	U	<	0.47	U
3-Nitrotoluene	-	0 / 23	<	0.4	U	<	0.8	U	<	0.8	U	<	0.8	U	<	0.43	U	<	0.48	U	<	0.47	U
4-Amino-2,6-dinitrotoluene	-	0 / 23	<	0.2	U	<	1.4	U	<	1.4	U	<	0.8	U	<	0.22	U	<	0.48	U	<	0.47	U
4-Nitrotoluene	-	0 / 23	<	1	U	<	0.8	U	<	0.8	U	<	0.8	U	<	1.1	U	<	0.48	U	<	0.47	U
HMX	-	0 / 27	<	0.4	U	<	0.8	U	<	0.8	U	<	0.8	U	<	0.43	U	<	0.48	U	<	0.47	U
MNX	-	0 / 15	<	2	U	<	0.8	U	<	0.8	U	<	0.8	U	<	2.2	U	<	0.48	U	<	0.47	U
Nitrobenzene	-	0 / 27	<	0.4	U	<	0.8	U	<	0.8	U	<	0.8	U	<	0.43	U	<	0.48	U	<	0.47	U
RDX	0.22	1 / 27	<	0.2	U	<	0.8	U	<	0.8	U	<	0.8	U	<	0.22	U	<	0.48	U	<	0.47	U
Tetryl	-	0 / 25	<	0.24	U	<	1.6	U	<	0.8	U	<	0.8	U	<	0.26	U	<	0.48	U	<	0.47	U

Notes:
*CA290 was abandoned and replaced by CA290R in 2004.

< = less than reporting limit
µg/L = micrograms per liter
HMX = octahydro-1,3,5,7-tetranitro-1,3,5,7-tetrazocine
ID = identification number
J = estimated
LOQ = limit of quantification
MNX = mono-nitroso-RDX
NA = not analyzed
NRL = no reporting limit
Qual = qualifier
RDX = hexahydro-1,3,5-trinitro-1,3,5-triazine
RL = reporting limit
U = nondetect

TABLE E.1.3-28
CORNHUSKER ARMY AMMUNITION PLANT
WELL CA290R-EXPLOSIVES

FIELD ID			CA290R			CA290R			CA290R			CA290R			CA290			CA290			CA290		
METHOD	Maximum	Detection	SW846 M8330			SW846 M8330			SW846 M8330			SW846 M8330			SW846 M8330			SW846 M8330			SW846 M8330		
COLLECT DATE	Detection	Frequency	3/5/2007			3/7/2006			3/7/2005			3/9/2004			3/11/2003			3/12/2002			3/14/2001		
			Result	RL	Qual	Result	RL	Qual	Result	RL	Qual	Result	RL	Qual	Result	RL	Qual	Result	RL	Qual	Result	RL	Qual
EXPLOSIVES (µg/L)																							
1,3,5-Trinitrobenzene	-	0 / 27	<	0.48	U	<	0.48	U	<	0.51	U	<	0.25	U	<	0.19	U	<	0.41	U	<	0.8	U
1,3-Dinitrobenzene	-	0 / 27	<	0.48	U	<	0.48	U	<	0.51	U	<	0.25	U	<	0.19	U	<	0.27	U	<	0.8	U
2,4,6-Trinitrotoluene	-	0 / 27	<	0.48	U	<	0.48	U	<	0.51	U	<	0.25	U	<	0.19	U	<	0.34	U	<	0.8	U
2,4-Dinitrotoluene	-	0 / 27	<	0.48	U	<	0.48	U	<	0.51	U	<	0.49	U	<	0.38	U	<	0.27	U	<	0.8	U
2,6-Dinitrotoluene	-	0 / 27	<	0.48	U	<	0.48	U	<	0.51	U	<	0.49	U	<	0.38	U	<	1.1	U	<	0.8	U
2-Amino-4,6-dinitrotoluene	-	0 / 27	<	0.48	U	<	0.48	U	<	0.51	U	<	0.49	U	<	0.38	U	<	0.43	U	<	0.8	U
2-Nitrotoluene	-	0 / 23	<	0.48	U	<	0.48	U	<	0.51	U	<	0.49	U	<	0.38	U	<	0.83	U	<	0.8	U
3-Nitrotoluene	-	0 / 23	<	0.48	U	<	0.48	U	<	0.51	U	<	0.49	U	<	0.38	U	<	0.53	U	<	0.8	U
4-Amino-2,6-dinitrotoluene	-	0 / 23	<	0.48	U	<	0.48	U	<	0.51	U	<	0.49	U	<	0.38	U	<	0.71	U	<	0.8	U
4-Nitrotoluene	-	0 / 23	<	0.48	U	<	0.48	U	<	0.51	U	<	0.78	U	<	0.61	U	<	1.7	U	<	0.8	U
HMX	-	0 / 27	<	0.48	U	<	0.48	U	<	0.51	U	<	0.61	U	<	0.47	U	<	1.2	U	<	1	U
MNX	-	0 / 15	<	0.48	U	<	0.48	U	<	0.51	U	<	0.25	U		NA			NA			NA	
Nitrobenzene	-	0 / 27	<	0.48	U	<	0.48	U	<	0.51	U	<	0.25	U	<	0.19	U	<	0.48	U	<	0.8	U
RDX	0.22	1 / 27	<	0.48	U	<	0.48	U	<	0.51	U	<	0.25	U	0.22	0.19		<	0.68	U	<	0.8	U
Tetryl	-	0 / 25	<	0.48	U	<	0.48	U	<	0.51	U	<	0.49	U	<	0.38	U	<	1.1	U	<	0.8	U

Notes:
*CA290 was abandoned and replaced by CA290R in 2004.

< = less than reporting limit
µg/L = micrograms per liter
HMX = octahydro-1,3,5,7-tetranitro-1,3,5,7-tetrazocine
ID = identification number
J = estimated
LOQ = limit of quantification
MNX = mono-nitroso-RDX
NA = not analyzed
NRL = no reporting limit
Qual = qualifier
RDX = hexahydro-1,3,5-trinitro-1,3,5-triazine
RL = reporting limit
U = nondetect

TABLE E.1.3-28
CORNHUSKER ARMY AMMUNITION PLANT
WELL CA290R-EXPLOSIVES

FIELD ID			CA290			CA290			CA290			CA290			CA290			CA290			CA290		
METHOD	Maximum	Detection	SW846 M8330			SW846 M8330			UW51			UW51			UW51			UW33			UW33		
COLLECT DATE	Detection	Frequency	3/8/2000			3/17/1999			6/10/1998			8/30/1997			2/19/1997			7/12/1994			6/8/1994		
			Result	RL	Qual	Result	RL	Qual	Result	RL	Qual	Result	RL	Qual	Result	RL	Qual	Result	RL	Qual	Result	RL	Qual
EXPLOSIVES (µg/L)																							
1,3,5-Trinitrobenzene	-	0 / 27	<	0.8	U	<	0.8	U	<	1.00	U	<	0.125	U	<	0.125	U	<	0.425	U	<	0.425	U
1,3-Dinitrobenzene	-	0 / 27	<	0.8	U	<	0.8	U	<	0.500	U	<	0.989	U	<	0.989	U	<	0.549	U	<	0.549	U
2,4,6-Trinitrotoluene	-	0 / 27	<	1.5	U	<	0.8	U	<	0.500	U	<	0.29	U	<	0.29	U	<	0.451	U	<	0.451	U
2,4-Dinitrotoluene	-	0 / 27	<	1.1	U	<	0.8	U	<	0.500	U	<	0.233	U	<	0.233	U	<	0.26	U	<	0.26	U
2,6-Dinitrotoluene	-	0 / 27	<	1.1	U	<	0.8	U	<	0.500	U	<	0.2	U	<	0.2	U	<	0.26	U	<	0.26	U
2-Amino-4,6-dinitrotoluene	-	0 / 27	<	1	U	<	0.8	U	<	0.500	U	<	0.173	U	<	0.173	U	<	0.244	U	<	0.244	U
2-Nitrotoluene	-	0 / 23	<	1.1	U	<	0.8	U	<	1.00	U	<	0.319	U	<	0.319	U	<	NA			NA	
3-Nitrotoluene	-	0 / 23	<	1.1	U	<	0.8	U	<	1.00	U	<	0.514	U	<	0.514	U	<	NA			NA	
4-Amino-2,6-dinitrotoluene	-	0 / 23	<	1	U	<	0.8	U	<	1.00	U	<	0.309	U	<	0.309	U	<	NA			NA	
4-Nitrotoluene	-	0 / 23	<	1.1	U	<	0.8	U	<	1.00	U	<	0.368	U	<	0.368	U	<	NA			NA	
HMX	-	0 / 27	<	0.8	U	<	0.8	U	<	0.500	U	<	0.16	U	<	0.16	U	<	0.563	U	<	0.563	U
MNX	-	0 / 15		NA			NA			NA			NA			NA			NA			NA	
Nitrobenzene	-	0 / 27	<	0.8	U	<	0.8	U	<	0.500	U	<	0.231	U	<	0.231	U	<	0.817	U	<	0.817	U
RDX	0.22	1 / 27	<	0.8	U	<	0.8	U	<	1.00	U	<	0.558	U	<	0.558	U	<	0.412	U	<	0.412	U
Tetryl	-	0 / 25	<	1.3	U	<	0.8	U	<	0.500	U	<	0.253	U	<	0.253	U	<	1.18	U	<	1.18	U

Notes:
*CA290 was abandoned and replaced by CA290R in 2004.

< = less than reporting limit
µg/L = micrograms per liter
HMX = octahydro-1,3,5,7-tetranitro-1,3,5,7-tetrazocine
ID = identification number
J = estimated
LOQ = limit of quantification
MNX = mono-nitroso-RDX
NA = not analyzed
NRL = no reporting limit
Qual = qualifier
RDX = hexahydro-1,3,5-trinitro-1,3,5-triazine
RL = reporting limit
U = nondetect

TABLE E.1.3-28
CORNHUSKER ARMY AMMUNITION PLANT
WELL CA290R-EXPLOSIVES

FIELD ID			CA290			CA290		
METHOD	Maximum	Detection	UW32			UW32		
COLLECT DATE	Detection	Frequency	10/5/1992			9/6/1992		
			Result	RL	Qual	Result	RL	Qual
EXPLOSIVES (µg/L)								
1,3,5-Trinitrobenzene	-	0 / 27	<	0.449	U	<	0.449	U
1,3-Dinitrobenzene	-	0 / 27	<	0.611	U	<	0.611	U
2,4,6-Trinitrotoluene	-	0 / 27	<	0.635	U	<	0.635	U
2,4-Dinitrotoluene	-	0 / 27	<	0.064	U	<	0.064	U
2,6-Dinitrotoluene	-	0 / 27	<	0.074	U	<	0.074	U
2-Amino-4,6-dinitrotoluene	-	0 / 27	<	0.158	U	<	0.158	U
2-Nitrotoluene	-	0 / 23		NA			NA	
3-Nitrotoluene	-	0 / 23		NA			NA	
4-Amino-2,6-dinitrotoluene	-	0 / 23		NA			NA	
4-Nitrotoluene	-	0 / 23		NA			NA	
HMX	-	0 / 27	<	1.21	U	<	1.21	U
MNX	-	0 / 15		NA			NA	
Nitrobenzene	-	0 / 27	<	0.645	U	<	0.645	U
RDX	0.22	1 / 27	<	1.17	U	<	1.17	U
Tetryl	-	0 / 25		NA			NA	

Notes:
*CA290 was abandoned and replaced by CA290R in 2004.

< = less than reporting limit
µg/L = micrograms per liter
HMX = octahydro-1,3,5,7-tetranitro-1,3,5,7-tetrazocine
ID = identification number
J = estimated
LOQ = limit of quantification
MNX = mono-nitroso-RDX
NA = not analyzed
NRL = no reporting limit
Qual = qualifier
RDX = hexahydro-1,3,5-trinitro-1,3,5-triazine
RL = reporting limit
U = nondetect

TABLE E.1.3-29
CORNHUSKER ARMY AMMUNITION PLANT
WELL CA291R-EXPLOSIVES

FIELD ID			CA291R					CA291R					CA291R					CA291R				
METHOD	Maximum	Detection	SW846 M8330					SW846 M8330					SW846 M8330					SW846 M8330				
COLLECT DATE	Detection	Frequency	3/16/2018					3/25/2017					8/3/2016					8/6/2015				
			Result	Qual	DL	LOD	LOQ	Result	Qual	DL	LOD	LOQ	Result	DL	LOD	LOQ	Qual	Result	Qual	DL	LOD	LOQ
EXPLOSIVES (µg/L)																						
1,3,5-Trinitrobenzene	-	0 / 27	<	UJ	0.033	0.11	0.16	<	U	0.032	0.1	0.16	<	0.22	0.44	1.1	U	<	U	0.43	0.43	1.1
1,3-Dinitrobenzene	-	0 / 27	<	UJ	0.053	0.11	0.16	<	U	0.052	0.1	0.16	<	0.097	0.22	0.44	U	<	U	0.21	0.21	0.43
2,4,6-Trinitrotoluene	-	0 / 27	<	UJ	0.053	0.11	0.16	<	U	0.052	0.1	0.16	<	0.079	0.22	0.44	U	<	U	0.21	0.21	0.43
2,4-Dinitrotoluene	-	0 / 27	<	UJ	0.053	0.11	0.14	<	U	0.052	0.1	0.14	<	0.091	0.22	0.44	U	<	U	0.21	0.21	0.43
2,6-Dinitrotoluene	-	0 / 27	<	UJ	0.053	0.11	0.14	<	U	0.052	0.1	0.14	<	0.070	0.22	0.22	U	<	U	0.21	0.21	0.21
2-Amino-4,6-dinitrotoluene	-	0 / 27	<	UJ	0.032	0.11	0.16	<	U	0.031	0.1	0.16	<	0.055	0.13	0.22	U	<	U	0.13	0.13	0.21
2-Nitrotoluene	-	0 / 23	<	UJ	0.093	0.21	0.53	<	U	0.091	0.21	0.52	<	0.093	0.22	0.44	U	<	U	0.21	0.21	0.43
3-Nitrotoluene	-	0 / 23	<	UJ	0.06	0.21	0.53	<	U	0.059	0.21	0.52	<	0.091	0.22	0.44	U	<	U	0.21	0.21	0.43
4-Amino-2,6-dinitrotoluene	-	0 / 23	<	UJ	0.053	0.11	0.16	<	U	0.052	0.1	0.16	<	0.063	0.13	0.22	U	<	U	0.13	0.13	0.21
4-Nitrotoluene	-	0 / 23	<	UJ	0.093	0.21	0.53	<	U	0.091	0.21	0.52	<	0.22	0.44	1.1	U	<	U	0.43	0.21	1.1
HMX	0.76 J	4 / 27	<	UJ	0.029	0.11	0.16	<	U	0.037	0.1	0.16	<	0.095	0.22	0.44	U	<	U	0.21	0.13	0.43
MNX	-	0 / 15	<	UJ	0.038	0.11	0.53	<	U	0.029	0.1	0.52	<	0.39	0.39	2.2	U	<	U	0.38	0.38	2.1
Nitrobenzene	-	0 / 27	<	UJ	0.053	0.11	0.16	<	U	0.052	0.1	0.16	<	0.099	0.22	0.44	U	<	U	0.21	0.21	0.43
RDX	2.1 J	8 / 27	<	UJ	0.038	0.11	0.16	<	U	0.037	0.1	0.16	<	0.057	0.13	0.22	U	0.33		0.13	0.13	0.21
Tetryl	-	0 / 25	<	UJ	0.053	0.11	0.16	<	U	0.052	0.1	0.16	<	0.086	0.22	0.26	U	<	U	0.21	0.21	0.26

Notes:
*CA291 was abandoned and replaced by CA291R in 2004.

< = less than reporting limit
µg/L = micrograms per liter
HMX = octahydro-1,3,5,7-tetranitro-1,3,5,7-tetrazocine
ID = identification number
J = estimated
LOQ = limit of quantification
MNX = mono-nitroso-RDX
NA = not analyzed
NRL = no reporting limit
Qual = qualifier
RDX = hexahydro-1,3,5-trinitro-1,3,5-triazine
RL = reporting limit
U = nondetect

TABLE E.1.3-29
CORNHUSKER ARMY AMMUNITION PLANT
WELL CA291R-EXPLOSIVES

FIELD ID			CA291R			CA291R			CA291R			CA291R			CA291R			CA291R			CA291R		
METHOD	Maximum	Detection	SW846 M8330			SW846 M8330			SW846 M8330			SW846 M8330			SW846 M8330			SW846 M8330			SW846 M8330		
COLLECT DATE	Detection	Frequency	8/8/2014			3/4/2013			2/28/2012			4/12/2011			3/8/2010			3/2/2009			3/3/2008		
			Result	LOQ	Qual	Result	RL	Qual	Result	RL	Qual	Result	RL	Qual	Result	RL	Qual	Result	RL	Qual	Result	RL	Qual
EXPLOSIVES (µg/L)																							
1,3,5-Trinitrobenzene	-	0 / 27	<	0.99	U	<	0.8	U	<	0.8	U	<	0.8	U	<	1.1	U	<	0.49	U	<	0.49	U
1,3-Dinitrobenzene	-	0 / 27	<	0.4	U	<	0.8	U	<	0.8	U	<	0.8	U	<	0.42	U	<	0.49	U	<	0.49	U
2,4,6-Trinitrotoluene	-	0 / 27	<	0.4	U	<	0.8	U	<	0.8	U	<	0.8	U	<	0.42	U	<	0.49	U	<	0.49	U
2,4-Dinitrotoluene	-	0 / 27	<	0.4	U	<	0.8	U	<	0.8	U	<	0.8	U	<	0.42	U	<	0.49	U	<	0.49	U
2,6-Dinitrotoluene	-	0 / 27	<	0.2	U	<	0.8	U	<	0.8	U	<	0.8	U	<	0.21	U	<	0.49	U	<	0.49	U
2-Amino-4,6-dinitrotoluene	-	0 / 27	<	0.2	UJ	<	0.8	U	<	0.8	U	<	0.8	U	<	0.21	U	<	0.49	U	<	0.49	U
2-Nitrotoluene	-	0 / 23	<	0.4	U	<	0.8	U	<	0.8	U	<	0.8	U	<	0.42	U	<	0.49	U	<	0.49	U
3-Nitrotoluene	-	0 / 23	<	0.4	U	<	0.8	U	<	0.8	U	<	0.8	U	<	0.42	U	<	0.49	U	<	0.49	U
4-Amino-2,6-dinitrotoluene	-	0 / 23	<	0.2	U	<	1.4	U	<	1.4	U	<	0.8	U	<	0.21	U	<	0.49	U	<	0.49	U
4-Nitrotoluene	-	0 / 23	<	0.99	U	<	0.8	U	<	0.8	U	<	0.8	U	<	1.1	U	<	0.49	U	<	0.49	U
HMX	0.76 J	4 / 27	<	0.4	U	0.52	0.8	J	0.76	0.8	J	0.51	0.8	J	0.21	0.42	J	<	0.49	U	<	0.49	U
MNX	-	0 / 15	<	2	U	<	0.8	U	<	0.8	U	<	0.8	U	<	2.1	U	<	0.49	U	<	0.49	U
Nitrobenzene	-	0 / 27	<	0.4	U	<	0.8	U	<	0.8	U	<	0.8	U	<	0.42	U	<	0.49	U	<	0.49	U
RDX	2.1 J	8 / 27	0.29	0.2		1.1	0.8	J	2.1	0.8	J	2	0.8		0.6	0.21		<	0.49	U	<	0.49	U
Tetryl	-	0 / 25	<	0.24	U	<	1.6	U	<	0.8	U	<	0.8	U	<	0.25	U	<	0.49	U	<	0.49	U

Notes:
*CA291 was abandoned and replaced by CA291R in 2004.

< = less than reporting limit
µg/L = micrograms per liter
HMX = octahydro-1,3,5,7-tetranitro-1,3,5,7-tetrazocine
ID = identification number
J = estimated
LOQ = limit of quantification
MNX = mono-nitroso-RDX
NA = not analyzed
NRL = no reporting limit
Qual = qualifier
RDX = hexahydro-1,3,5-trinitro-1,3,5-triazine
RL = reporting limit
U = nondetect

TABLE E.1.3-29
CORNHUSKER ARMY AMMUNITION PLANT
WELL CA291R-EXPLOSIVES

FIELD ID			CA291R			CA291R			CA291R			CA291R			CA291			CA291			CA291		
METHOD	Maximum	Detection	SW846 M8330			SW846 M8330			SW846 M8330			SW846 M8330			SW846 M8330			SW846 M8330			SW846 M8330		
COLLECT DATE	Detection	Frequency	3/5/2007			3/7/2006			3/8/2005			3/9/2004			3/11/2003			3/12/2002			3/14/2001		
			Result	RL	Qual	Result	RL	Qual	Result	RL	Qual	Result	RL	Qual	Result	RL	Qual	Result	RL	Qual	Result	RL	Qual
EXPLOSIVES (µg/L)																							
1,3,5-Trinitrobenzene	-	0 / 27	<	0.48	U	<	0.48	U	<	0.51	U	<	0.28	U	<	0.26	U	<	0.37	U	<	0.8	U
1,3-Dinitrobenzene	-	0 / 27	<	0.48	U	<	0.48	U	<	0.51	U	<	0.28	U	<	0.26	U	<	0.25	U	<	0.8	U
2,4,6-Trinitrotoluene	-	0 / 27	<	0.48	U	<	0.48	U	<	0.51	U	<	0.28	U	<	0.26	U	<	0.31	U	<	0.8	U
2,4-Dinitrotoluene	-	0 / 27	<	0.48	U	<	0.48	U	<	0.51	U	<	0.55	U	<	0.51	U	<	0.25	U	<	0.8	U
2,6-Dinitrotoluene	-	0 / 27	<	0.48	U	<	0.48	U	<	0.51	U	<	0.55	U	<	0.51	U	<	0.96	U	<	0.8	U
2-Amino-4,6-dinitrotoluene	-	0 / 27	<	0.48	U	<	0.48	U	<	0.51	U	<	0.55	U	<	0.51	U	<	0.39	U	<	0.8	U
2-Nitrotoluene	-	0 / 23	<	0.48	U	<	0.48	U	<	0.51	U	<	0.55	U	<	0.51	U	<	0.76	U	<	0.8	U
3-Nitrotoluene	-	0 / 23	<	0.48	U	<	0.48	U	<	0.51	U	<	0.55	U	<	0.51	U	<	0.48	U	<	0.8	U
4-Amino-2,6-dinitrotoluene	-	0 / 23	<	0.48	U	<	0.48	U	<	0.51	U	<	0.55	U	<	0.51	U	<	0.65	U	<	0.8	U
4-Nitrotoluene	-	0 / 23	<	0.48	U	<	0.48	U	<	0.51	U	<	0.88	U	<	0.82	U	<	1.6	U	<	0.8	U
HMX	0.76 J	4 / 27	<	0.48	U	<	0.48	U	<	0.51	U	<	0.69	U	<	0.64	U	<	1.1	U	<	1	U
MNX	-	0 / 15	<	0.48	U	<	0.48	U	<	0.51	U	<	0.28	U		NA			NA			NA	
Nitrobenzene	-	0 / 27	<	0.48	U	<	0.48	U	<	0.51	U	<	0.28	U	<	0.26	U	<	0.43	U	<	0.8	U
RDX	2.1 J	8 / 27	<	0.48	U	<	0.48	U	<	0.51	U	<	0.28	U	0.52	0.26		<	0.62	U	<	0.8	U
Tetryl	-	0 / 25	<	0.48	U	<	0.48	U	<	0.51	U	<	0.55	U	<	0.51	U	<	1.0	U	<	0.8	U

Notes:
*CA291 was abandoned and replaced by CA291R in 2004.

< = less than reporting limit
µg/L = micrograms per liter
HMX = octahydro-1,3,5,7-tetranitro-1,3,5,7-tetrazocine
ID = identification number
J = estimated
LOQ = limit of quantification
MNX = mono-nitroso-RDX
NA = not analyzed
NRL = no reporting limit
Qual = qualifier
RDX = hexahydro-1,3,5-trinitro-1,3,5-triazine
RL = reporting limit
U = nondetect

TABLE E.1.3-29
CORNHUSKER ARMY AMMUNITION PLANT
WELL CA291R-EXPLOSIVES

FIELD ID			CA291			CA291			CA291			CA291			CA291			CA291			CA291		
METHOD	Maximum	Detection	SW846 M8330			SW846 M8330			UW51			UW51			UW51			UW33			UW33		
COLLECT DATE	Detection	Frequency	3/8/2000			3/17/1999			6/10/1998			9/30/1997			2/19/1997			7/12/1994			6/8/1994		
			Result	RL	Qual	Result	RL	Qual	Result	RL	Qual	Result	RL	Qual	Result	RL	Qual	Result	RL	Qual	Result	RL	Qual
EXPLOSIVES (µg/L)																							
1,3,5-Trinitrobenzene	-	0 / 27	<	0.8	U	<	0.8	U	<	1.00	U	<	0.125	U	<	0.125	U	<	0.425	U	<	0.425	U
1,3-Dinitrobenzene	-	0 / 27	<	0.8	U	<	0.8	U	<	0.500	U	<	0.989	U	<	0.989	U	<	0.549	U	<	0.549	U
2,4,6-Trinitrotoluene	-	0 / 27	<	1.5	U	<	0.8	U	<	0.500	U	<	0.29	U	<	0.29	U	<	0.451	U	<	0.451	U
2,4-Dinitrotoluene	-	0 / 27	<	1.1	U	<	0.8	U	<	0.500	U	<	0.233	U	<	0.233	U	<	0.26	U	<	0.26	U
2,6-Dinitrotoluene	-	0 / 27	<	1.1	U	<	0.8	U	<	0.500	U	<	0.2	U	<	0.2	U	<	0.26	U	<	0.26	U
2-Amino-4,6-dinitrotoluene	-	0 / 27	<	1	U	<	0.8	U	<	0.500	U	<	0.173	U	<	0.173	U	<	0.244	U	<	0.244	U
2-Nitrotoluene	-	0 / 23	<	1.1	U	<	0.8	U	<	1.00	U	<	0.319	U	<	0.319	U		NA			NA	
3-Nitrotoluene	-	0 / 23	<	1.1	U	<	0.8	U	<	1.00	U	<	0.514	U	<	0.514	U		NA			NA	
4-Amino-2,6-dinitrotoluene	-	0 / 23	<	1	U	<	0.8	U	<	1.00	U	<	0.309	U	<	0.309	U		NA			NA	
4-Nitrotoluene	-	0 / 23	<	1.1	U	<	0.8	U	<	1.00	U	<	0.368	U	<	0.368	U		NA			NA	
HMX	0.76 J	4 / 27	<	0.8	U	<	0.8	U	<	0.500	U	<	0.16	U	<	0.16	U	<	0.563	U	<	0.563	U
MNX	-	0 / 15		NA			NA			NA			NA			NA			NA			NA	
Nitrobenzene	-	0 / 27	<	0.8	U	<	0.8	U	<	0.500	U	<	0.231	U	<	0.231	U	<	0.817	U	<	0.817	U
RDX	2.1 J	8 / 27	<	0.8	U	<	0.8	U	<	1.00	U	<	0.558	U	<	0.558	U	0.737	NRL		<	0.412	U
Tetryl	-	0 / 25	<	1.3	U	<	0.8	U	<	0.500	U	<	0.253	U	<	0.253	U	<	1.18	U	<	1.18	U

Notes:
*CA291 was abandoned and replaced by CA291R in 2004.

< = less than reporting limit
µg/L = micrograms per liter
HMX = octahydro-1,3,5,7-tetranitro-1,3,5,7-tetrazocine
ID = identification number
J = estimated
LOQ = limit of quantification
MNX = mono-nitroso-RDX
NA = not analyzed
NRL = no reporting limit
Qual = qualifier
RDX = hexahydro-1,3,5-trinitro-1,3,5-triazine
RL = reporting limit
U = nondetect

TABLE E.1.3-29
CORNHUSKER ARMY AMMUNITION PLANT
WELL CA291R-EXPLOSIVES

FIELD ID			CA291			CA291		
METHOD	Maximum	Detection	UW32			UW32		
COLLECT DATE	Detection	Frequency	10/5/1992			9/6/1992		
			Result	RL	Qual	Result	RL	Qual
EXPLOSIVES (µg/L)								
1,3,5-Trinitrobenzene	-	0 / 27	<	0.449	U	<	0.449	U
1,3-Dinitrobenzene	-	0 / 27	<	0.611	U	<	0.611	U
2,4,6-Trinitrotoluene	-	0 / 27	<	0.635	U	<	0.635	U
2,4-Dinitrotoluene	-	0 / 27	<	0.064	U	<	0.064	U
2,6-Dinitrotoluene	-	0 / 27	<	0.074	U	<	0.074	U
2-Amino-4,6-dinitrotoluene	-	0 / 27	<	0.158	U	<	0.158	U
2-Nitrotoluene	-	0 / 23		NA			NA	
3-Nitrotoluene	-	0 / 23		NA			NA	
4-Amino-2,6-dinitrotoluene	-	0 / 23		NA			NA	
4-Nitrotoluene	-	0 / 23		NA			NA	
HMX	0.76 J	4 / 27	<	1.21	U	<	1.21	U
MNX	-	0 / 15		NA			NA	
Nitrobenzene	-	0 / 27	<	0.645	U	<	0.645	U
RDX	2.1 J	8 / 27	<	1.17	U	<	1.17	U
Tetryl	-	0 / 25		NA			NA	

Notes:
*CA291 was abandoned and replaced by CA291R in 2004.

< = less than reporting limit
µg/L = micrograms per liter
HMX = octahydro-1,3,5,7-tetranitro-1,3,5,7-tetrazocine
ID = identification number
J = estimated
LOQ = limit of quantification
MNX = mono-nitroso-RDX
NA = not analyzed
NRL = no reporting limit
Qual = qualifier
RDX = hexahydro-1,3,5-trinitro-1,3,5-triazine
RL = reporting limit
U = nondetect

TABLE E.1.3-30
CORNHUSKER ARMY AMMUNITION PLANT
WELL CA292R-EXPLOSIVES

FIELD ID			CA292R					CA292R					CA292R					CA292R				
METHOD	Maximum	Detection	SW846 M8330					SW846 M8330					SW846 M8330					SW846 M8330				
COLLECT DATE	Detection	Frequency	3/16/2018					3/25/2017					8/3/2016					8/6/2015				
			Result	Qual	DL	LOD	LOQ	Result	Qual	DL	LOD	LOQ	Result	DL	LOD	LOQ	Qual	Result	DL	LOD	LOQ	Qual
EXPLOSIVES (µg/L)																						
1,3,5-Trinitrobenzene	-	0 / 27	<	UJ	0.032	0.1	0.15	<	U	0.032	0.1	0.15	<	0.22	0.44	1.1	U	<	0.43	0.43	1.1	U
1,3-Dinitrobenzene	-	0 / 27	<	UJ	0.051	0.1	0.15	<	U	0.051	0.1	0.15	<	0.097	0.22	0.44	U	<	0.21	0.22	0.43	U
2,4,6-Trinitrotoluene	-	0 / 27	<	UJ	0.051	0.1	0.15	<	U	0.051	0.1	0.15	<	0.079	0.22	0.44	U	<	0.21	0.22	0.43	U
2,4-Dinitrotoluene	-	0 / 27	<	UJ	0.051	0.1	0.13	<	U	0.051	0.1	0.13	<	0.091	0.22	0.44	U	<	0.21	0.22	0.43	U
2,6-Dinitrotoluene	-	0 / 27	<	UJ	0.051	0.1	0.13	<	U	0.051	0.1	0.13	<	0.070	0.22	0.22	U	<	0.21	0.22	0.22	U
2-Amino-4,6-dinitrotoluene	-	0 / 27	<	UJ	0.031	0.1	0.15	<	U	0.031	0.1	0.15	<	0.055	0.13	0.22	U	<	0.13	0.13	0.22	U
2-Nitrotoluene	-	0 / 23	<	UJ	0.09	0.21	0.51	<	U	0.091	0.21	0.51	<	0.093	0.22	0.44	U	<	0.21	0.22	0.43	U
3-Nitrotoluene	-	0 / 23	<	UJ	0.059	0.21	0.51	<	U	0.059	0.21	0.51	<	0.091	0.22	0.44	U	<	0.21	0.22	0.43	U
4-Amino-2,6-dinitrotoluene	-	0 / 23	<	UJ	0.051	0.1	0.15	<	U	0.051	0.1	0.15	<	0.063	0.13	0.22	U	<	0.13	0.13	0.22	U
4-Nitrotoluene	-	0 / 23	<	UJ	0.09	0.21	0.51	<	U	0.091	0.21	0.51	<	0.22	0.44	1.1	U	<	0.43	0.43	1.1	U
HMX	0.85	10 / 27	<	UJ	0.029	0.1	0.15	0.27	J	0.037	0.1	0.15	0.50	0.096	0.22	0.44		0.85	0.21	0.22	0.43	
MNX	0.11 J	1 / 15	<	UJ	0.037	0.1	0.51	<	U	0.029	0.1	0.51	<	0.39	0.39	2.2	U	<	0.39	0.39	2.2	U
Nitrobenzene	-	0 / 27	<	UJ	0.051	0.1	0.15	<	U	0.051	0.1	0.15	<	0.099	0.22	0.44	U	<	0.21	0.22	0.43	U
RDX	5.85	18 / 27	<	UJ	0.037	0.1	0.15	0.23	J	0.037	0.1	0.15	0.56	0.057	0.13	0.22		1.3	0.13	0.13	0.22	
Tetryl	-	0 / 25	<	UJ	0.051	0.1	0.15	<	U	0.051	0.1	0.15	<	0.087	0.22	0.26	U	<	0.21	0.22	0.26	U

Notes:
*CA292 was abandoned and replaced by CA292R in 2004.

< = less than reporting limit
µg/L = micrograms per liter
HMX = octahydro-1,3,5,7-tetranitro-1,3,5,7-tetrazocine
ID = identification number
J = estimated
LOQ = limit of quantification
MNX = mono-nitroso-RDX
NA = not analyzed
NRL = no reporting limit
Qual = qualifier
RDX = hexahydro-1,3,5-trinitro-1,3,5-triazine
RL = reporting limit
U = nondetect

TABLE E.1.3-30
CORNHUSKER ARMY AMMUNITION PLANT
WELL CA292R-EXPLOSIVES

FIELD ID			CA292R			CA292R			CA292R			CA292R			CA292R			CA292R			CA292R		
METHOD	Maximum	Detection	SW846 M8330			SW846 M8330			SW846 M8330			SW846 M8330			SW846 M8330			SW846 M8330			SW846 M8330		
COLLECT DATE	Detection	Frequency	8/8/2014			3/4/2013			2/28/2012			4/12/2011			3/8/2010			3/3/2009			3/3/2008		
			Result	LOQ	Qual	Result	RL	Qual	Result	RL	Qual	Result	RL	Qual	Result	RL	Qual	Result	RL	Qual	Result	RL	Qual
EXPLOSIVES (µg/L)																							
1,3,5-Trinitrobenzene	-	0 / 27	<	1	UJ	<	0.8	U	<	0.8	U	<	0.8	U	<	1	U	<	0.49	U	<	0.48	U
1,3-Dinitrobenzene	-	0 / 27	<	0.4	UJ	<	0.8	U	<	0.8	U	<	0.8	U	<	0.41	U	<	0.49	U	<	0.48	U
2,4,6-Trinitrotoluene	-	0 / 27	<	0.4	UJ	<	0.8	U	<	0.8	U	<	0.8	U	<	0.41	U	<	0.49	U	<	0.48	U
2,4-Dinitrotoluene	-	0 / 27	<	0.4	UJ	<	0.8	U	<	0.8	U	<	0.8	U	<	0.41	U	<	0.49	U	<	0.48	U
2,6-Dinitrotoluene	-	0 / 27	<	0.2	UJ	<	0.8	U	<	0.8	U	<	0.8	U	<	0.2	U	<	0.49	U	<	0.48	U
2-Amino-4,6-dinitrotoluene	-	0 / 27	<	0.2	UJ	<	0.8	U	<	0.8	U	<	0.8	U	<	0.2	U	<	0.49	U	<	0.48	U
2-Nitrotoluene	-	0 / 23	<	0.4	UJ	<	0.8	U	<	0.8	U	<	0.8	U	<	0.41	U	<	0.49	U	<	0.48	U
3-Nitrotoluene	-	0 / 23	<	0.4	UJ	<	0.8	U	<	0.8	U	<	0.8	U	<	0.41	U	<	0.49	U	<	0.48	U
4-Amino-2,6-dinitrotoluene	-	0 / 23	<	0.2	UJ	<	1.4	U	<	1.4	U	<	0.8	U	<	0.2	U	<	0.49	U	<	0.48	U
4-Nitrotoluene	-	0 / 23	<	1	UJ	<	0.8	U	<	0.8	U	<	0.8	U	<	1	U	<	0.49	U	<	0.48	U
HMX	0.85	10 / 27	0.57	0.4	J	0.54	0.8	J	0.14	0.8	J	<	0.8	U	<	0.41	U	<	0.49	U	<	0.48	U
MNX	0.11 J	1 / 15	<	2	UJ	<	0.8	U	<	0.8	U	<	0.8	U	<	2	U	<	0.49	U	<	0.48	U
Nitrobenzene	-	0 / 27	<	0.4	UJ	<	0.8	U	<	0.8	U	<	0.8	U	<	0.41	U	<	0.49	U	<	0.48	U
RDX	5.85	18 / 27	1.1	0.2	J	1	0.8	J	0.6	0.8	J	<	0.8	U	0.13	0.2	J	<	0.49	U	1.3	0.48	
Tetryl	-	0 / 25	<	0.24	UJ	<	1.6	U	<	0.8	U	<	0.8	U	<	0.25	U	<	0.49	U	<	0.48	U

Notes:
*CA292 was abandoned and replaced by CA292R in 2004.

< = less than reporting limit
µg/L = micrograms per liter
HMX = octahydro-1,3,5,7-tetranitro-1,3,5,7-tetrazocine
ID = identification number
J = estimated
LOQ = limit of quantification
MNX = mono-nitroso-RDX
NA = not analyzed
NRL = no reporting limit
Qual = qualifier
RDX = hexahydro-1,3,5-trinitro-1,3,5-triazine
RL = reporting limit
U = nondetect

TABLE E.1.3-30
CORNHUSKER ARMY AMMUNITION PLANT
WELL CA292R-EXPLOSIVES

FIELD ID			CA292R			CA292R			CA292R			CA292R			CA292			CA292			CA292		
METHOD	Maximum	Detection	SW846 M8330			SW846 M8330			SW846 M8330			SW846 M8330			SW846 M8330			SW846 M8330			SW846 M8330		
COLLECT DATE	Detection	Frequency	3/5/2007			3/7/2006			3/8/2005			3/9/2004			3/11/2003			3/12/2002			3/14/2001		
			Result	RL	Qual	Result	RL	Qual	Result	RL	Qual	Result	RL	Qual	Result	RL	Qual	Result	RL	Qual	Result	RL	Qual
EXPLOSIVES (µg/L)																							
1,3,5-Trinitrobenzene	-	0 / 27	<	0.48	U	<	0.48	U	<	0.54	U	<	0.22	U	<	0.16	U	<	0.39	U	<	0.8	U
1,3-Dinitrobenzene	-	0 / 27	<	0.48	U	<	0.48	U	<	0.54	U	<	0.22	U	<	0.16	U	<	0.26	U	<	0.8	U
2,4,6-Trinitrotoluene	-	0 / 27	<	0.48	U	<	0.48	U	<	0.54	U	<	0.22	U	<	0.16	U	<	0.33	U	<	0.8	U
2,4-Dinitrotoluene	-	0 / 27	<	0.48	U	<	0.48	U	<	0.54	U	<	0.42	U	<	0.31	U	<	0.26	U	<	0.8	U
2,6-Dinitrotoluene	-	0 / 27	<	0.48	U	<	0.48	U	<	0.54	U	<	0.42	U	<	0.31	U	<	1.0	U	<	0.8	U
2-Amino-4,6-dinitrotoluene	-	0 / 27	<	0.48	U	<	0.48	U	<	0.54	U	<	0.42	U	<	0.31	U	<	0.41	U	<	0.8	U
2-Nitrotoluene	-	0 / 23	<	0.48	U	<	0.48	U	<	0.54	U	<	0.42	U	<	0.31	U	<	0.80	U	<	0.8	U
3-Nitrotoluene	-	0 / 23	<	0.48	U	<	0.48	U	<	0.54	U	<	0.42	U	<	0.31	U	<	0.51	U	<	0.8	U
4-Amino-2,6-dinitrotoluene	-	0 / 23	<	0.48	U	<	0.48	U	<	0.54	U	<	0.42	U	<	0.31	U	<	0.69	U	<	0.8	U
4-Nitrotoluene	-	0 / 23	<	0.48	U	<	0.48	U	<	0.54	U	<	0.68	U	<	0.5	U	<	1.6	U	<	0.8	U
HMX	0.85	10 / 27	0.69	0.48		<	0.48	U	0.3	0.54	J	0.67	0.53		0.32	0.39	J	<	1.1	U	<	1	U
MNX	0.11 J	1 / 15	<	0.48	U	<	0.48	U	<	0.54	U	0.11	0.22	J		NA			NA			NA	
Nitrobenzene	-	0 / 27	<	0.48	U	<	0.48	U	<	0.54	U	<	0.22	U	<	0.16	U	<	0.46	U	<	0.8	U
RDX	5.85	18 / 27	1.8	0.48		0.95	0.48		0.91	0.54		2	0.22		1.8	0.16		1.2	0.65		1.1	0.8	
Tetryl	-	0 / 25	<	0.48	U	<	0.48	U	<	0.54	U	<	0.42	U	<	0.31	U	<	1.1	U	<	0.8	U

Notes:
*CA292 was abandoned and replaced by CA292R in 2004.

< = less than reporting limit
µg/L = micrograms per liter
HMX = octahydro-1,3,5,7-tetranitro-1,3,5,7-tetrazocine
ID = identification number
J = estimated
LOQ = limit of quantification
MNX = mono-nitroso-RDX
NA = not analyzed
NRL = no reporting limit
Qual = qualifier
RDX = hexahydro-1,3,5-trinitro-1,3,5-triazine
RL = reporting limit
U = nondetect

TABLE E.1.3-30
CORNHUSKER ARMY AMMUNITION PLANT
WELL CA292R-EXPLOSIVES

FIELD ID			CA292			CA292			CA292			CA292			CA292			CA292			CA292		
METHOD	Maximum	Detection	SW846 M8330			SW846 M8330			UW51			UW51			UW51			UW33			UW33		
COLLECT DATE	Detection	Frequency	6/15/2000			3/17/1999			6/10/1998			9/30/1997			2/19/1997			7/12/1994			6/8/1994		
			Result	RL	Qual	Result	RL	Qual	Result	RL	Qual	Result	RL	Qual	Result	RL	Qual	Result	RL	Qual	Result	RL	Qual
EXPLOSIVES (µg/L)																							
1,3,5-Trinitrobenzene	-	0 / 27	<	0.8	U	<	0.8	U	<	1.00	U	<	0.125	U	<	0.125	U	<	0.425	U	<	0.425	U
1,3-Dinitrobenzene	-	0 / 27	<	0.8	U	<	0.8	U	<	0.500	U	<	0.989	U	<	0.989	U	<	0.549	U	<	0.549	U
2,4,6-Trinitrotoluene	-	0 / 27	<	1.5	U	<	0.8	U	<	0.500	U	<	0.29	U	<	0.29	U	<	0.451	U	<	0.451	U
2,4-Dinitrotoluene	-	0 / 27	<	1.1	U	<	0.8	U	<	0.500	U	<	0.233	U	<	0.233	U	<	0.26	U	<	0.26	U
2,6-Dinitrotoluene	-	0 / 27	<	1.1	U	<	0.8	U	<	0.500	U	<	0.2	U	<	0.2	U	<	0.26	U	<	0.26	U
2-Amino-4,6-dinitrotoluene	-	0 / 27	<	1	U	<	0.8	U	<	0.500	U	<	0.173	U	<	0.173	U	<	0.244	U	<	0.244	U
2-Nitrotoluene	-	0 / 23	<	1.1	U	<	0.8	U	<	1.00	U	<	0.319	U	<	0.319	U		NA			NA	
3-Nitrotoluene	-	0 / 23	<	1.1	U	<	0.8	U	<	1.00	U	<	0.514	U	<	0.514	U		NA			NA	
4-Amino-2,6-dinitrotoluene	-	0 / 23	<	1	U	<	0.8	U	<	1.00	U	<	0.309	U	<	0.309	U		NA			NA	
4-Nitrotoluene	-	0 / 23	<	1.1	U	<	0.8	U	<	1.00	U	<	0.368	U	<	0.368	U		NA			NA	
HMX	0.85	10 / 27	<	0.8	U	<	0.8	U	<	0.500	U	<	0.16	U	<	0.16	U	<	0.563	U	<	0.563	U
MNX	0.11 J	1 / 15		NA			NA			NA			NA			NA			NA			NA	
Nitrobenzene	-	0 / 27	<	0.8	U	<	0.8	U	<	0.500	U	<	0.231	U	<	0.231	U	<	0.817	U	<	0.817	U
RDX	5.85	18 / 27	0.59	0.8		<	0.8	U	<	1.00	U	<	0.558	U	<	0.558	U	5.85	NRL		5.48	NRL	
Tetryl	-	0 / 25	<	1.3	U	<	0.8	U	<	0.500	U	<	0.253	U	<	0.253	U	<	1.18	U	<	1.18	U

Notes:
*CA292 was abandoned and replaced by CA292R in 2004.

< = less than reporting limit
µg/L = micrograms per liter
HMX = octahydro-1,3,5,7-tetranitro-1,3,5,7-tetrazocine
ID = identification number
J = estimated
LOQ = limit of quantification
MNX = mono-nitroso-RDX
NA = not analyzed
NRL = no reporting limit
Qual = qualifier
RDX = hexahydro-1,3,5-trinitro-1,3,5-triazine
RL = reporting limit
U = nondetect

TABLE E.1.3-30
CORNHUSKER ARMY AMMUNITION PLANT
WELL CA292R-EXPLOSIVES

FIELD ID			CA292			CA292		
METHOD	Maximum	Detection	UW32			UW32		
COLLECT DATE	Detection	Frequency	10/5/1992			9/6/1992		
			Result	RL	Qual	Result	RL	Qual
EXPLOSIVES (µg/L)								
1,3,5-Trinitrobenzene	-	0 / 27	<	0.449	U	<	0.449	U
1,3-Dinitrobenzene	-	0 / 27	<	0.611	U	<	0.611	U
2,4,6-Trinitrotoluene	-	0 / 27	<	0.635	U	<	0.635	U
2,4-Dinitrotoluene	-	0 / 27	<	0.064	U	<	0.064	U
2,6-Dinitrotoluene	-	0 / 27	<	0.074	U	<	0.074	U
2-Amino-4,6-dinitrotoluene	-	0 / 27	<	0.158	U	<	0.158	U
2-Nitrotoluene	-	0 / 23		NA			NA	
3-Nitrotoluene	-	0 / 23		NA			NA	
4-Amino-2,6-dinitrotoluene	-	0 / 23		NA			NA	
4-Nitrotoluene	-	0 / 23		NA			NA	
HMX	0.85	10 / 27	<	1.21	U	<	1.21	U
MNX	0.11 J	1 / 15		NA			NA	
Nitrobenzene	-	0 / 27	<	0.645	U	<	0.645	U
RDX	5.85	18 / 27	<	1.17	U	<	1.17	U
Tetryl	-	0 / 25		NA			NA	

Notes:
*CA292 was abandoned and replaced by CA292R in 2004.

< = less than reporting limit
µg/L = micrograms per liter
HMX = octahydro-1,3,5,7-tetranitro-1,3,5,7-tetrazocine
ID = identification number
J = estimated
LOQ = limit of quantification
MNX = mono-nitroso-RDX
NA = not analyzed
NRL = no reporting limit
Qual = qualifier
RDX = hexahydro-1,3,5-trinitro-1,3,5-triazine
RL = reporting limit
U = nondetect

TABLE E.1.3-31
CORNHUSKER ARMY AMMUNITION PLANT
WELL CA310-EXPLOSIVES

FIELD ID			CA310					CA310					CA310					CA310				
METHOD	Maximum	Detection	SW846 M8330					SW846 M8330					SW846 M8330					SW846 M8330				
COLLECT DATE	Detection	Frequency	3/16/2018					3/25/2017					8/2/2016					None				
			Result	Qual	DL	LOD	LOQ	Result	Qual	DL	LOD	LOQ	Result	DL	LOD	LOQ	Qual	Result	DL	LOD	LOQ	Qual
EXPLOSIVES (µg/L)																						
1,3,5-Trinitrobenzene	-	0 / 25	<	UJ	0.033	0.11	0.16	<	U	0.032	0.1	0.15	<	0.21	0.42	1.0	U					
1,3-Dinitrobenzene	-	0 / 25	<	UJ	0.053	0.11	0.16	<	U	0.052	0.1	0.15	<	0.093	0.21	0.42	U					
2,4,6-Trinitrotoluene	-	0 / 25	<	UJ	0.053	0.11	0.16	<	U	0.052	0.1	0.15	<	0.076	0.21	0.42	U					
2,4-Dinitrotoluene	-	0 / 25	<	UJ	0.053	0.11	0.14	<	U	0.052	0.1	0.13	<	0.087	0.21	0.42	U					
2,6-Dinitrotoluene	-	0 / 25	<	UJ	0.053	0.11	0.14	<	U	0.052	0.1	0.13	<	0.067	0.21	0.21	U		**No 2015 Sample**			
2-Amino-4,6-dinitrotoluene	-	0 / 25	<	UJ	0.032	0.11	0.16	<	U	0.031	0.1	0.15	<	0.053	0.13	0.21	U		**Well Dry**			
2-Nitrotoluene	-	0 / 21	<	UJ	0.093	0.21	0.53	<	U	0.091	0.21	0.52	<	0.089	0.21	0.42	U					
3-Nitrotoluene	-	0 / 21	<	UJ	0.06	0.21	0.53	<	U	0.059	0.21	0.52	<	0.087	0.21	0.42	U					
4-Amino-2,6-dinitrotoluene	-	0 / 21	<	UJ	0.053	0.11	0.16	<	U	0.052	0.1	0.15	<	0.060	0.13	0.21	U					
4-Nitrotoluene	-	0 / 21	<	UJ	0.093	0.21	0.53	<	U	0.091	0.21	0.52	<	0.21	0.42	1.0	U					
HMX	-	0 / 25	<	UJ	0.03	0.11	0.16	<	U	0.037	0.1	0.15	<	0.091	0.21	0.42	U					
MNX	-	0 / 13	<	UJ	0.038	0.11	0.53	<	U	0.029	0.1	0.52	<	0.37	0.37	2.1	U					
Nitrobenzene	-	0 / 25	<	UJ	0.053	0.11	0.16	<	U	0.052	0.1	0.15	<	0.095	0.21	0.42	U					
RDX	1.1	1 / 25	<	UJ	0.038	0.11	0.16	<	U	0.037	0.1	0.15	<	0.055	0.13	0.21	U					
Tetryl	-	0 / 23	<	UJ	0.053	0.11	0.16	<	U	0.052	0.1	0.15	<	0.083	0.21	0.25	U					

Notes:
< = less than reporting limit
µg/L = micrograms per liter
HMX = octahydro-1,3,5,7-tetranitro-1,3,5,7-tetrazocine
ID = identification number
J = estimated
LOQ = limit of quantification
MNX = mono-nitroso-RDX
NA = not analyzed
NRL = no reporting limit
Qual = qualifier
RDX = hexahydro-1,3,5-trinitro-1,3,5-triazine
RL = reporting limit
U = nondetect

TABLE E.1.3-31
CORNHUSKER ARMY AMMUNITION PLANT
WELL CA310-EXPLOSIVES

FIELD ID			CA310			CA310			CA310			CA310			CA310			CA310			CA310		
METHOD	Maximum	Detection	SW846 M8330			SW846 M8330			SW846 M8330			SW846 M8330			SW846 M8330			SW846 M8330			SW846 M8330		
COLLECT DATE	Detection	Frequency	8/11/2014			3/4/2013			2/27/2012			2/28/2011			3/8/2010			3/2/2009			3/4/2008		
			Result	LOQ	Qual	Result	RL	Qual	Result	RL	Qual	Result	RL	Qual	Result	RL	Qual	Result	RL	Qual	Result	RL	Qual
EXPLOSIVES (µg/L)																							
1,3,5-Trinitrobenzene	-	0 / 25	<	1	U	<	0.8	U	<	0.8	U	<	0.8	U	<	1	U	<	0.49	U	<	0.48	U
1,3-Dinitrobenzene	-	0 / 25	<	0.4	U	<	0.8	U	<	0.8	U	<	0.8	U	<	0.41	U	<	0.49	U	<	0.48	U
2,4,6-Trinitrotoluene	-	0 / 25	<	0.4	U	<	0.8	U	<	0.8	U	<	0.8	U	<	0.41	U	<	0.49	U	<	0.48	U
2,4-Dinitrotoluene	-	0 / 25	<	0.4	U	<	0.8	U	<	0.8	U	<	0.8	U	<	0.41	U	<	0.49	U	<	0.48	U
2,6-Dinitrotoluene	-	0 / 25	<	0.2	U	<	0.8	U	<	0.8	U	<	0.8	U	<	0.2	U	<	0.49	U	<	0.48	U
2-Amino-4,6-dinitrotoluene	-	0 / 25	<	0.2	U	<	0.8	U	<	0.8	U	<	0.8	U	<	0.2	U	<	0.49	U	<	0.48	U
2-Nitrotoluene	-	0 / 21	<	0.4	U	<	0.8	U	<	0.8	U	<	0.8	U	<	0.41	U	<	0.49	U	<	0.48	U
3-Nitrotoluene	-	0 / 21	<	0.4	U	<	0.8	U	<	0.8	U	<	0.8	U	<	0.41	U	<	0.49	U	<	0.48	U
4-Amino-2,6-dinitrotoluene	-	0 / 21	<	0.2	U	<	1.4	U	<	1.4	U	<	0.8	U	<	0.2	U	<	0.49	U	<	0.48	U
4-Nitrotoluene	-	0 / 21	<	1	U	<	0.8	U	<	0.8	U	<	0.8	U	<	1	U	<	0.49	U	<	0.48	U
HMX	-	0 / 25	<	0.4	U	<	0.8	U	<	0.8	U	<	0.8	U	<	0.41	U	<	0.49	UJ	<	0.48	U
MNX	-	0 / 13	<	2	U	<	0.8	U	<	0.8	U	<	0.8	U	<	2	U	<	0.49	U	<	0.48	U
Nitrobenzene	-	0 / 25	<	0.4	U	<	0.8	U	<	0.8	U	<	0.8	U	<	0.41	U	<	0.49	U	<	0.48	U
RDX	1.1	1 / 25	<	0.2	U	<	0.8	U	<	0.8	U	<	0.8	U	<	0.2	U	<	0.49	U	<	0.48	U
Tetryl	-	0 / 23	<	0.24	U	<	0.8	U	<	0.8	U	<	0.8	U	<	0.24	U	<	0.49	U	<	0.48	U

Notes:
< = less than reporting limit
µg/L = micrograms per liter
HMX = octahydro-1,3,5,7-tetranitro-1,3,5,7-tetrazocine
ID = identification number
J = estimated
LOQ = limit of quantification
MNX = mono-nitroso-RDX
NA = not analyzed
NRL = no reporting limit
Qual = qualifier
RDX = hexahydro-1,3,5-trinitro-1,3,5-triazine
RL = reporting limit
U = nondetect

TABLE E.1.3-31
CORNHUSKER ARMY AMMUNITION PLANT
WELL CA310-EXPLOSIVES

FIELD ID			CA310			CA310			CA310			CA310			CA310			CA310			CA310		
METHOD	Maximum	Detection	SW846 M8330			SW846 M8330			SW846 M8330			SW846 M8330			SW846 M8330			SW846 M8330			SW846 M8330		
COLLECT DATE	Detection	Frequency	3/5/2007			3/6/2006			None			3/8/2004			3/10/2003			3/12/2002			3/13/2001		
			Result	RL	Qual	Result	RL	Qual	Result	RL	Qual	Result	RL	Qual	Result	RL	Qual	Result	RL	Qual	Result	RL	Qual
EXPLOSIVES (µg/L)																							
1,3,5-Trinitrobenzene	-	0 / 25	<	0.48	U	<	0.48	U				<	0.25	U	<	0.23	U	<	0.33	U	<	0.8	U
1,3-Dinitrobenzene	-	0 / 25	<	0.48	U	<	0.48	U				<	0.25	U	<	0.23	U	<	0.22	U	<	0.8	U
2,4,6-Trinitrotoluene	-	0 / 25	<	0.48	U	<	0.48	U				<	0.25	U	<	0.23	U	<	0.28	U	<	0.8	U
2,4-Dinitrotoluene	-	0 / 25	<	0.48	U	<	0.48	U				<	0.48	U	<	0.45	U	<	0.22	U	<	0.8	U
2,6-Dinitrotoluene	-	0 / 25	<	0.48	U	<	0.48	U	**No 2005 Sample**			<	0.48	U	<	0.45	U	<	0.86	U	<	0.8	U
2-Amino-4,6-dinitrotoluene	-	0 / 25	<	0.48	U	<	0.48	U	**Well Dry**			<	0.48	U	<	0.45	U	<	0.35	U	<	0.8	U
2-Nitrotoluene	-	0 / 21	<	0.48	U	<	0.48	U				<	0.48	U	<	0.45	U	<	0.68	U	<	0.8	U
3-Nitrotoluene	-	0 / 21	<	0.48	U	<	0.48	U				<	0.48	U	<	0.45	U	<	0.43	U	<	0.8	U
4-Amino-2,6-dinitrotoluene	-	0 / 21	<	0.48	U	<	0.48	U				<	0.48	U	<	0.45	U	<	0.58	U	<	0.8	U
4-Nitrotoluene	-	0 / 21	<	0.48	U	<	0.48	U				<	0.78	U	<	0.73	U	<	1.4	U	<	0.8	U
HMX	-	0 / 25	<	0.48	U	<	0.48	U				<	0.6	U	<	0.57	U	<	0.94	U	<	1	U
MNX	-	0 / 13	<	0.48	U	<	0.48	U				<	0.25	U		NA			NA			NA	
Nitrobenzene	-	0 / 25	<	0.48	U	<	0.48	U				<	0.25	U	<	0.23	U	<	0.39	U	<	0.8	U
RDX	1.1	1 / 25	<	0.48	U	<	0.48	U				<	0.25	U	<	0.23	U	<	0.55	U	<	0.8	U
Tetryl	-	0 / 23	<	0.48	U	<	0.48	U				<	0.48	U	<	0.45	U	<	0.91	U	<	0.8	U

Notes:
< = less than reporting limit
µg/L = micrograms per liter
HMX = octahydro-1,3,5,7-tetranitro-1,3,5,7-tetrazocine
ID = identification number
J = estimated
LOQ = limit of quantification
MNX = mono-nitroso-RDX
NA = not analyzed
NRL = no reporting limit
Qual = qualifier
RDX = hexahydro-1,3,5-trinitro-1,3,5-triazine
RL = reporting limit
U = nondetect

TABLE E.1.3-31
CORNHUSKER ARMY AMMUNITION PLANT
WELL CA310-EXPLOSIVES

FIELD ID			CA310			CA310			CA310			CA310			CA310			CA310			CA310		
METHOD	Maximum	Detection	SW846 M8330			SW846 M8330			UW51			UW51			UW51			UW33			UW33		
COLLECT DATE	Detection	Frequency	6/15/2000			3/15/1999			6/9/1998			9/30/1997			2/18/1997			7/12/1994			6/8/1994		
			Result	RL	Qual	Result	RL	Qual	Result	RL	Qual	Result	RL	Qual	Result	RL	Qual	Result	RL	Qual	Result	RL	Qual
EXPLOSIVES (µg/L)																							
1,3,5-Trinitrobenzene	-	0 / 25	<	0.8	U	<	0.8	U	<	1.00	U	<	0.125	U	<	0.125	U	<	0.425	U	<	0.425	U
1,3-Dinitrobenzene	-	0 / 25	<	0.8	U	<	0.8	U	<	0.500	U	<	0.989	U	<	0.989	U	<	0.549	U	<	0.549	U
2,4,6-Trinitrotoluene	-	0 / 25	<	1.5	U	<	0.8	U	<	0.500	U	<	0.29	U	<	0.29	U	<	0.451	U	<	0.451	U
2,4-Dinitrotoluene	-	0 / 25	<	1.1	U	<	0.8	U	<	0.500	U	<	0.233	U	<	0.233	U	<	0.26	U	<	0.26	U
2,6-Dinitrotoluene	-	0 / 25	<	1.1	U	<	0.8	U	<	0.500	U	<	0.2	U	<	0.2	U	<	0.26	U	<	0.26	U
2-Amino-4,6-dinitrotoluene	-	0 / 25	<	1	U	<	0.8	U	<	0.500	U	<	0.173	U	<	0.173	U	<	0.244	U	<	0.244	U
2-Nitrotoluene	-	0 / 21	<	1.1	U	<	0.8	U	<	1.00	U	<	0.319	U	<	0.319	U		NA			NA	
3-Nitrotoluene	-	0 / 21	<	1.1	U	<	0.8	U	<	1.00	U	<	0.514	U	<	0.514	U		NA			NA	
4-Amino-2,6-dinitrotoluene	-	0 / 21	<	1	U	<	0.8	U	<	1.00	U	<	0.309	U	<	0.309	U		NA			NA	
4-Nitrotoluene	-	0 / 21	<	1.1	U	<	0.8	U	<	1.00	U	<	0.368	U	<	0.368	U		NA			NA	
HMX	-	0 / 25	<	0.8	U	<	0.8	U	<	0.500	U	<	0.16	U	<	0.16	U	<	0.563	U	<	0.563	U
MNX	-	0 / 13		NA			NA			NA			NA			NA			NA			NA	
Nitrobenzene	-	0 / 25	<	0.8	U	<	0.8	U	<	0.500	U	<	0.231	U	<	0.231	U	<	0.817	U	<	0.817	U
RDX	1.1	1 / 25	<	0.8	U	<	0.8	U	<	1.00	U	<	0.558	U	<	0.558	U	<	0.412	U	1.1	NRL	
Tetryl	-	0 / 23	<	1.3	U	<	0.8	U	<	0.500	U	<	0.253	U	<	0.253	U	<	1.18	U	<	1.18	U

Notes:
< = less than reporting limit
µg/L = micrograms per liter
HMX = octahydro-1,3,5,7-tetranitro-1,3,5,7-tetrazocine
ID = identification number
J = estimated
LOQ = limit of quantification
MNX = mono-nitroso-RDX
NA = not analyzed
NRL = no reporting limit
Qual = qualifier
RDX = hexahydro-1,3,5-trinitro-1,3,5-triazine
RL = reporting limit
U = nondetect

TABLE E.1.3-31
CORNHUSKER ARMY AMMUNITION PLANT
WELL CA310-EXPLOSIVES

FIELD ID			CA310			CA310		
METHOD	Maximum	Detection	UW32			UW32		
COLLECT DATE	Detection	Frequency	10/7/1992			9/7/1992		
			Result	RL	Qual	Result	RL	Qual
EXPLOSIVES (µg/L)								
1,3,5-Trinitrobenzene	-	0 / 25	<	0.449	U	<	0.449	U
1,3-Dinitrobenzene	-	0 / 25	<	0.611	U	<	0.611	U
2,4,6-Trinitrotoluene	-	0 / 25	<	0.635	U	<	0.635	U
2,4-Dinitrotoluene	-	0 / 25	<	0.064	U	<	0.064	U
2,6-Dinitrotoluene	-	0 / 25	<	0.074	U	<	0.074	U
2-Amino-4,6-dinitrotoluene	-	0 / 25	<	0.158	U	<	0.158	U
2-Nitrotoluene	-	0 / 21		NA			NA	
3-Nitrotoluene	-	0 / 21		NA			NA	
4-Amino-2,6-dinitrotoluene	-	0 / 21		NA			NA	
4-Nitrotoluene	-	0 / 21		NA			NA	
HMX	-	0 / 25	<	1.21	U	<	1.21	U
MNX	-	0 / 13		NA			NA	
Nitrobenzene	-	0 / 25	<	0.645	U	<	0.645	U
RDX	1.1	1 / 25	<	1.17	U	<	1.17	U
Tetryl	-	0 / 23		NA			NA	

Notes:
< = less than reporting limit
µg/L = micrograms per liter
HMX = octahydro-1,3,5,7-tetranitro-1,3,5,7-tetrazocine
ID = identification number
J = estimated
LOQ = limit of quantification
MNX = mono-nitroso-RDX
NA = not analyzed
NRL = no reporting limit
Qual = qualifier
RDX = hexahydro-1,3,5-trinitro-1,3,5-triazine
RL = reporting limit
U = nondetect

TABLE E.1.3-32
CORNHUSKER ARMY AMMUNITION PLANT
WELL CA311-EXPLOSIVES

FIELD ID			CA311					CA311					CA311					CA311				
METHOD	Maximum	Detection	SW846 M8330					SW846 M8330					SW846 M8330					SW846 M8330				
COLLECT DATE	Detection	Frequency	3/16/2018					3/25/2017					8/2/2016					8/6/2015				
			Result	Qual	DL	LOD	LOQ	Result	Qual	DL	LOD	LOQ	Result	DL	LOD	LOQ	Qual	Result	DL	LOD	LOQ	Qual
EXPLOSIVES (µg/L)																						
1,3,5-Trinitrobenzene	-	0 / 27	<	U	0.032	0.1	0.15	<	U	0.032	0.1	0.15	<	0.21	0.41	1.0	U	<	0.42	0.42	1.1	U
1,3-Dinitrobenzene	-	0 / 27	<	U	0.052	0.1	0.15	<	U	0.052	0.1	0.15	<	0.092	0.21	0.41	U	<	0.21	0.21	0.42	U
2,4,6-Trinitrotoluene	-	0 / 27	<	U	0.052	0.1	0.15	<	U	0.052	0.1	0.15	<	0.075	0.21	0.41	U	<	0.21	0.21	0.42	U
2,4-Dinitrotoluene	-	0 / 27	<	U	0.052	0.1	0.13	<	U	0.052	0.1	0.13	<	0.087	0.21	0.41	U	<	0.21	0.21	0.42	U
2,6-Dinitrotoluene	-	0 / 27	<	U	0.052	0.1	0.13	<	U	0.052	0.1	0.13	<	0.067	0.21	0.21	U	<	0.21	0.21	0.21	U
2-Amino-4,6-dinitrotoluene	-	0 / 27	<	U	0.031	0.1	0.15	<	U	0.031	0.1	0.15	<	0.053	0.12	0.21	U	<	0.13	0.13	0.21	U
2-Nitrotoluene	-	0 / 23	<	U	0.091	0.21	0.52	<	U	0.091	0.21	0.52	<	0.089	0.21	0.41	U	<	0.21	0.21	0.42	U
3-Nitrotoluene	-	0 / 23	<	U	0.059	0.21	0.52	<	U	0.059	0.21	0.52	<	0.086	0.21	0.41	U	<	0.21	0.21	0.42	U
4-Amino-2,6-dinitrotoluene	-	0 / 23	<	U	0.052	0.1	0.15	<	U	0.052	0.1	0.15	<	0.060	0.12	0.21	U	<	0.13	0.13	0.21	U
4-Nitrotoluene	-	0 / 23	<	U	0.091	0.21	0.52	<	U	0.091	0.21	0.52	<	0.21	0.41	1.0	U	<	0.42	0.42	1.1	U
HMX	0.27	2 / 27	0.22		0.029	0.1	0.15	0.27		0.037	0.1	0.15	<	0.091	0.21	0.41	U	<	0.21	0.21	0.42	U
MNX	-	0 / 15	<	U	0.037	0.1	0.52	<	U	0.029	0.1	0.52	<	0.37	0.37	2.1	U	<	0.38	0.38	2.1	U
Nitrobenzene	-	0 / 27	<	U	0.052	0.1	0.15	<	U	0.052	0.1	0.15	<	0.094	0.21	0.41	U	<	0.21	0.21	0.42	U
RDX	2.21	22 / 27	0.33		0.037	0.1	0.15	0.56		0.037	0.1	0.15	0.57	0.054	0.12	0.21		1	1.0	0.13	0.21	
Tetryl	-	0 / 25	<	U	0.052	0.1	0.15	<	U	0.052	0.1	0.15	<	0.082	0.21	0.25	U	<	0.21	0.21	0.25	U

Notes:
< = less than reporting limit
µg/L = micrograms per liter
HMX = octahydro-1,3,5,7-tetranitro-1,3,5,7-tetrazocine
ID = identification number
J = estimated
LOQ = limit of quantification
MNX = mono-nitroso-RDX
NA = not analyzed
NRL = no reporting limit
Qual = qualifier
RDX = hexahydro-1,3,5-trinitro-1,3,5-triazine
RL = reporting limit
U = nondetect

TABLE E.1.3-32
CORNHUSKER ARMY AMMUNITION PLANT
WELL CA311-EXPLOSIVES

FIELD ID			CA311			CA311			CA311			CA311			CA311			CA311			CA311		
METHOD	Maximum	Detection	SW846 M8330			SW846 M8330			SW846 M8330			SW846 M8330			SW846 M8330			SW846 M8330			SW846 M8330		
COLLECT DATE	Detection	Frequency	8/11/2014			3/4/2013			2/27/2012			2/28/2011			3/8/2010			3/2/2009			3/4/2008		
			Result	LOQ	Qual	Result	RL	Qual	Result	RL	Qual	Result	RL	Qual	Result	RL	Qual	Result	RL	Qual	Result	RL	Qual
EXPLOSIVES (µg/L)																							
1,3,5-Trinitrobenzene	-	0 / 27	<	1	U	<	0.8	U	<	0.8	U	<	0.8	U	<	0.98	U	<	0.48	U	<	0.49	U
1,3-Dinitrobenzene	-	0 / 27	<	0.42	U	<	0.8	U	<	0.8	U	<	0.8	U	<	0.39	U	<	0.48	U	<	0.49	U
2,4,6-Trinitrotoluene	-	0 / 27	<	0.42	U	<	0.8	U	<	0.8	U	<	0.8	U	<	0.39	U	<	0.48	U	<	0.49	U
2,4-Dinitrotoluene	-	0 / 27	<	0.42	U	<	0.8	U	<	0.8	U	<	0.8	U	<	0.39	U	<	0.48	U	<	0.49	U
2,6-Dinitrotoluene	-	0 / 27	<	0.21	U	<	0.8	U	<	0.8	U	<	0.8	U	<	0.2	U	<	0.48	U	<	0.49	U
2-Amino-4,6-dinitrotoluene	-	0 / 27	<	0.21	U	<	0.8	U	<	0.8	U	<	0.8	U	<	0.2	U	<	0.48	U	<	0.49	U
2-Nitrotoluene	-	0 / 23	<	0.42	U	<	0.8	U	<	0.8	U	<	0.8	U	<	0.39	U	<	0.48	U	<	0.49	U
3-Nitrotoluene	-	0 / 23	<	0.42	U	<	0.8	U	<	0.8	U	<	0.8	U	<	0.39	U	<	0.48	U	<	0.49	U
4-Amino-2,6-dinitrotoluene	-	0 / 23	<	0.21	U	<	1.4	U	<	1.4	U	<	0.8	U	<	0.2	U	<	0.48	U	<	0.49	U
4-Nitrotoluene	-	0 / 23	<	1	U	<	0.8	U	<	0.8	U	<	0.8	U	<	0.98	U	<	0.48	U	<	0.49	U
HMX	0.27	2 / 27	<	0.42	U	<	0.8	U	<	0.8	U	<	0.8	U	<	0.39	U	<	0.48	UJ	<	0.49	U
MNX	-	0 / 15	<	2.1	U	<	0.8	U	<	0.8	U	<	0.8	U	<	2	U	<	0.48	U	<	0.49	U
Nitrobenzene	-	0 / 27	<	0.42	U	<	0.8	U	<	0.8	U	<	0.8	U	<	0.39	U	<	0.48	U	<	0.49	U
RDX	2.21	22 / 27	0.99	0.21		0.84	0.8	J	0.61	0.8	J	0.9	0.8		0.21	0.2		<	0.48	U	1.1	0.49	
Tetryl	-	0 / 25	<	0.25	U	<	1.6	U	<	0.8	U	<	0.8	U	<	0.24	U	<	0.48	U	<	0.49	U

Notes:
< = less than reporting limit
µg/L = micrograms per liter
HMX = octahydro-1,3,5,7-tetranitro-1,3,5,7-tetrazocine
ID = identification number
J = estimated
LOQ = limit of quantification
MNX = mono-nitroso-RDX
NA = not analyzed
NRL = no reporting limit
Qual = qualifier
RDX = hexahydro-1,3,5-trinitro-1,3,5-triazine
RL = reporting limit
U = nondetect

TABLE E.1.3-32
CORNHUSKER ARMY AMMUNITION PLANT
WELL CA311-EXPLOSIVES

FIELD ID			CA311			CA311			CA311			CA311			CA311			CA311			CA311		
METHOD	Maximum	Detection	SW846 M8330			SW846 M8330			SW846 M8330			SW846 M8330			SW846 M8330			3/12/2002			SW846 M8330		
COLLECT DATE	Detection	Frequency	3/5/2007			3/7/2006			3/7/2005			3/8/2004			3/10/2003			3/12/2002			3/13/2001		
			Result	RL	Qual	Result	RL	Qual	Result	RL	Qual	Result	RL	Qual	Result	RL	Qual	Result	RL	Qual	Result	RL	Qual
EXPLOSIVES (µg/L)																							
1,3,5-Trinitrobenzene	-	0 / 27	<	0.49	U	<	0.48	U	<	0.48	U	<	0.21	U	<	0.18	U	<	0.44	U	<	0.8	U
1,3-Dinitrobenzene	-	0 / 27	<	0.49	U	<	0.48	U	<	0.48	U	<	0.21	U	<	0.18	U	<	0.29	U	<	0.8	U
2,4,6-Trinitrotoluene	-	0 / 27	<	0.49	U	<	0.48	U	<	0.48	U	<	0.21	U	<	0.18	U	<	0.37	U	<	0.8	U
2,4-Dinitrotoluene	-	0 / 27	<	0.49	U	<	0.48	U	<	0.48	U	<	0.41	U	<	0.36	U	<	0.29	U	<	0.8	U
2,6-Dinitrotoluene	-	0 / 27	<	0.49	U	<	0.48	U	<	0.48	U	<	0.41	U	<	0.36	U	<	1.1	U	<	0.8	U
2-Amino-4,6-dinitrotoluene	-	0 / 27	<	0.49	U	<	0.48	U	<	0.48	U	<	0.41	U	<	0.36	U	<	0.46	U	<	0.8	U
2-Nitrotoluene	-	0 / 23	<	0.49	U	<	0.48	U	<	0.48	U	<	0.41	U	<	0.36	U	<	0.90	U	<	0.8	U
3-Nitrotoluene	-	0 / 23	<	0.49	U	<	0.48	U	<	0.48	U	<	0.41	U	<	0.36	U	<	0.57	U	<	0.8	U
4-Amino-2,6-dinitrotoluene	-	0 / 23	<	0.49	U	<	0.48	U	<	0.48	U	<	0.41	U	<	0.36	U	<	0.77	U	<	0.8	U
4-Nitrotoluene	-	0 / 23	<	0.49	U	<	0.48	U	<	0.48	U	<	0.67	U	<	0.58	U	<	1.8	U	<	0.8	U
HMX	0.27	2 / 27	<	0.49	U	<	0.48	U	<	0.48	U	<	0.52	U	<	0.45	U	<	1.2	U	<	1	U
MNX	-	0 / 15	<	0.49	U	<	0.48	U	<	0.48	U	<	0.21	U		NA			NA			NA	
Nitrobenzene	-	0 / 27	<	0.49	U	<	0.48	U	<	0.48	U	<	0.21	U	<	0.18	U	<	0.51	U	<	0.8	U
RDX	2.21	22 / 27	1.1	0.49		1.2	0.48		1.4	0.48		1.6	0.21		1.5	0.18		1.6	0.73		1.2	0.8	
Tetryl	-	0 / 25	<	0.49	U	<	0.48	U	<	0.48	U	<	0.41	U	<	0.36	U	<	1.2	U	<	0.8	U

Notes:
< = less than reporting limit
µg/L = micrograms per liter
HMX = octahydro-1,3,5,7-tetranitro-1,3,5,7-tetrazocine
ID = identification number
J = estimated
LOQ = limit of quantification
MNX = mono-nitroso-RDX
NA = not analyzed
NRL = no reporting limit
Qual = qualifier
RDX = hexahydro-1,3,5-trinitro-1,3,5-triazine
RL = reporting limit
U = nondetect

TABLE E.1.3-32
CORNHUSKER ARMY AMMUNITION PLANT
WELL CA311-EXPLOSIVES

FIELD ID			CA311			CA311			CA311			CA311			CA311			CA311			CA311		
METHOD	Maximum	Detection	SW846 M8330			SW846 M8330			UW51			UW51			UW51			UW33			UW33		
COLLECT DATE	Detection	Frequency	6/15/2000			3/16/1999			6/9/1998			9/30/1997			2/18/1997			7/12/1994			6/8/1994		
			Result	RL	Qual	Result	RL	Qual	Result	RL	Qual	Result	RL	Qual	Result	RL	Qual	Result	RL	Qual	Result	RL	Qual
EXPLOSIVES (µg/L)																							
1,3,5-Trinitrobenzene	-	0 / 27	<	0.8	U	<	0.8	U	<	1.00	U	<	0.125	U	<	0.125	U	<	0.425	U	<	0.425	U
1,3-Dinitrobenzene	-	0 / 27	<	0.8	U	<	0.8	U	<	0.500	U	<	0.989	U	<	0.989	U	<	0.549	U	<	0.549	U
2,4,6-Trinitrotoluene	-	0 / 27	<	1.5	U	<	0.8	U	<	0.500	U	<	0.29	U	<	0.29	U	<	0.451	U	<	0.451	U
2,4-Dinitrotoluene	-	0 / 27	<	1.1	U	<	0.8	U	<	0.500	U	<	0.233	U	<	0.233	U	<	0.26	U	<	0.26	U
2,6-Dinitrotoluene	-	0 / 27	<	1.1	U	<	0.8	U	<	0.500	U	<	0.2	U	<	0.2	U	<	0.26	U	<	0.26	U
2-Amino-4,6-dinitrotoluene	-	0 / 27	<	1	U	<	0.8	U	<	0.500	U	<	0.173	U	<	0.173	U	<	0.244	U	<	0.244	U
2-Nitrotoluene	-	0 / 23	<	1.1	U	<	0.8	U	<	1.00	U	<	0.319	U	<	0.319	U		NA			NA	
3-Nitrotoluene	-	0 / 23	<	1.1	U	<	0.8	U	<	1.00	U	<	0.514	U	<	0.514	U		NA			NA	
4-Amino-2,6-dinitrotoluene	-	0 / 23	<	1	U	<	0.8	U	<	1.00	U	<	0.309	U	<	0.309	U		NA			NA	
4-Nitrotoluene	-	0 / 23	<	1.1	U	<	0.8	U	<	1.00	U	<	0.368	U	<	0.368	U		NA			NA	
HMX	0.27	2 / 27	<	0.8	U	<	0.8	U	<	0.500	U	<	0.16	U	<	0.16	U	<	0.563	U	<	0.563	U
MNX	-	0 / 15		NA			NA			NA			NA			NA			NA			NA	
Nitrobenzene	-	0 / 27	<	0.8	U	<	0.8	U	<	0.500	U	<	0.231	U	<	0.231	U	<	0.817	U	<	0.817	U
RDX	2.21	22 / 27	1.1	0.8		2.21	0.8		1.04	1.00		2.06	0.558		<	0.558	U	1.14	NRL		<	0.412	U
Tetryl	-	0 / 25	<	1.3	U	<	0.8	U	<	0.500	U	<	0.253	U	<	0.253	U	<	1.18	U	<	1.18	U

Notes:
< = less than reporting limit
µg/L = micrograms per liter
HMX = octahydro-1,3,5,7-tetranitro-1,3,5,7-tetrazocine
ID = identification number
J = estimated
LOQ = limit of quantification
MNX = mono-nitroso-RDX
NA = not analyzed
NRL = no reporting limit
Qual = qualifier
RDX = hexahydro-1,3,5-trinitro-1,3,5-triazine
RL = reporting limit
U = nondetect

TABLE E.1.3-32
CORNHUSKER ARMY AMMUNITION PLANT
WELL CA311-EXPLOSIVES

FIELD ID			CA311			CA311		
METHOD	Maximum	Detection	UW32			UW32		
COLLECT DATE	Detection	Frequency	10/9/1992			9/7/1992		
			Result	RL	Qual	Result	RL	Qual
EXPLOSIVES (µg/L)								
1,3,5-Trinitrobenzene	-	0 / 27	<	0.449	U	<	0.449	U
1,3-Dinitrobenzene	-	0 / 27	<	0.611	U	<	0.611	U
2,4,6-Trinitrotoluene	-	0 / 27	<	0.635	U	<	0.635	U
2,4-Dinitrotoluene	-	0 / 27	<	0.064	U	<	0.064	U
2,6-Dinitrotoluene	-	0 / 27	<	0.074	U	<	0.074	U
2-Amino-4,6-dinitrotoluene	-	0 / 27	<	0.158	U	<	0.158	U
2-Nitrotoluene	-	0 / 23		NA			NA	
3-Nitrotoluene	-	0 / 23		NA			NA	
4-Amino-2,6-dinitrotoluene	-	0 / 23		NA			NA	
4-Nitrotoluene	-	0 / 23		NA			NA	
HMX	0.27	2 / 27	<	1.21	U	<	1.21	U
MNX	-	0 / 15		NA			NA	
Nitrobenzene	-	0 / 27	<	0.645	U	<	0.645	U
RDX	2.21	22 / 27	<	1.17	U	<	1.17	U
Tetryl	-	0 / 25		NA			NA	

Notes:
< = less than reporting limit
µg/L = micrograms per liter
HMX = octahydro-1,3,5,7-tetranitro-1,3,5,7-tetrazocine
ID = identification number
J = estimated
LOQ = limit of quantification
MNX = mono-nitroso-RDX
NA = not analyzed
NRL = no reporting limit
Qual = qualifier
RDX = hexahydro-1,3,5-trinitro-1,3,5-triazine
RL = reporting limit
U = nondetect

TABLE E.1.3-33
CORNHUSKER ARMY AMMUNITION PLANT
WELL CA312-EXPLOSIVES

FIELD ID			CA312					CA312					CA312					CA312				
METHOD	Maximum	Detection	SW846 M8330					SW846 M8330					SW846 M8330					SW846 M8330				
COLLECT DATE	Detection	Frequency	3/16/2018					3/24/2017					8/2/2016					8/6/2015				
			Result	Qual	DL	LOD	LOQ	Result	Qual	DL	LOD	LOQ	Result	DL	LOD	LOQ	Qual	Result	DL	LOD	LOQ	Qual
EXPLOSIVES (µg/L)																						
1,3,5-Trinitrobenzene	0.127	1 / 27	<	U	0.032	0.1	0.16	<	U	0.032	0.1	0.16	<	0.21	0.42	1.0	U	<	0.41	0.41	1.0	U
1,3-Dinitrobenzene	-	0 / 27	<	U	0.052	0.1	0.16	<	U	0.052	0.1	0.16	<	0.093	0.21	0.42	U	<	0.20	0.20	0.41	U
2,4,6-Trinitrotoluene	-	0 / 27	<	U	0.052	0.1	0.16	<	U	0.052	0.1	0.16	<	0.076	0.21	0.42	U	<	0.20	0.20	0.41	U
2,4-Dinitrotoluene	-	0 / 27	<	U	0.052	0.1	0.13	<	U	0.052	0.1	0.14	<	0.087	0.21	0.42	U	<	0.20	0.20	0.41	UJ
2,6-Dinitrotoluene	-	0 / 27	<	U	0.052	0.1	0.13	<	U	0.052	0.1	0.14	<	0.067	0.21	0.21	U	<	0.20	0.20	0.20	UJ
2-Amino-4,6-dinitrotoluene	-	0 / 27	<	U	0.031	0.1	0.16	<	U	0.031	0.1	0.16	<	0.053	0.13	0.21	U	<	0.12	0.12	0.20	UJ
2-Nitrotoluene	-	0 / 23	<	U	0.091	0.21	0.52	<	U	0.092	0.21	0.52	<	0.089	0.21	0.42	U	<	0.20	0.20	0.41	UJ
3-Nitrotoluene	-	0 / 23	<	U	0.059	0.21	0.52	<	U	0.059	0.21	0.52	<	0.087	0.21	0.42	U	<	0.20	0.20	0.41	UJ
4-Amino-2,6-dinitrotoluene	-	0 / 25	<	U	0.052	0.1	0.16	<	U	0.052	0.1	0.16	<	0.060	0.13	0.21	U	<	0.12	0.12	0.20	U
4-Nitrotoluene	-	0 / 23	<	U	0.091	0.21	0.52	<	U	0.092	0.21	0.52	<	0.21	0.42	1.0	U	<	0.41	0.41	1.0	UJ
HMX	0.8	11 / 27	0.61		0.029	0.1	0.16	<	U	0.038	0.1	0.16	0.23	0.091	0.21	0.42	J	0.80	0.80	0.20	0.41	
MNX	0.17 J	1 / 15	<	U	0.037	0.1	0.52	<	U	0.029	0.1	0.52	<	0.37	0.37	2.1	U	<	0.37	0.37	2.0	U
Nitrobenzene	-	0 / 27	<	U	0.052	0.1	0.16	<	U	0.052	0.1	0.16	<	0.095	0.21	0.42	U	<	0.20	0.20	0.41	U
RDX	5.2	27 / 27	0.85		0.037	0.1	0.16	0.6		0.038	0.1	0.16	0.47	0.055	0.13	0.21		1.6	1.6	0.12	0.20	
Tetryl	-	0 / 25	<	U	0.052	0.1	0.16	<	U	0.052	0.1	0.16	<	0.083	0.21	0.25	U	<	0.20	0.20	0.25	U

Notes:
< = less than reporting limit
µg/L = micrograms per liter
HMX = octahydro-1,3,5,7-tetranitro-1,3,5,7-tetrazocine
ID = identification number
J = estimated
LOQ = limit of quantification
MNX = mono-nitroso-RDX
NA = not analyzed
NRL = no reporting limit
Qual = qualifier
RDX = hexahydro-1,3,5-trinitro-1,3,5-triazine
RL = reporting limit
U = nondetect

TABLE E.1.3-33
CORNHUSKER ARMY AMMUNITION PLANT
WELL CA312-EXPLOSIVES

FIELD ID			CA312			CA312			CA312			CA312			CA312			CA312			CA312		
METHOD	Maximum	Detection	SW846 M8330			SW846 M8330			SW846 M8330			SW846 M8330			SW846 M8330			SW846 M8330			SW846 M8330		
COLLECT DATE	Detection	Frequency	8/11/2014			3/4/2013			2/28/2012			2/28/2011			3/8/2010			3/2/2009			3/4/2008		
			Result	LOQ	Qual	Result	RL	Qual	Result	RL	Qual	Result	RL	Qual	Result	RL	Qual	Result	RL	Qual	Result	RL	Qual
EXPLOSIVES (µg/L)																							
1,3,5-Trinitrobenzene	0.127	1 / 27	<	1	U	<	0.8	U	<	0.8	U	<	0.8	U	<	1	U	<	0.48	U	<	0.48	U
1,3-Dinitrobenzene	-	0 / 27	<	0.41	U	<	0.8	U	<	0.8	U	<	0.8	U	<	0.4	U	<	0.48	U	<	0.48	U
2,4,6-Trinitrotoluene	-	0 / 27	<	0.41	U	<	0.8	U	<	0.8	U	<	0.8	U	<	0.4	U	<	0.48	U	<	0.48	U
2,4-Dinitrotoluene	-	0 / 27	<	0.41	U	<	0.8	U	<	0.8	U	<	0.8	U	<	0.4	U	<	0.48	U	<	0.48	U
2,6-Dinitrotoluene	-	0 / 27	<	0.21	U	<	0.8	U	<	0.8	U	<	0.8	U	<	0.2	U	<	0.48	U	<	0.48	U
2-Amino-4,6-dinitrotoluene	-	0 / 27	<	0.21	U	<	0.8	U	<	0.8	U	<	0.8	U	<	0.2	U	<	0.48	U	<	0.48	U
2-Nitrotoluene	-	0 / 23	<	0.41	U	<	0.8	U	<	0.8	U	<	0.8	U	<	0.4	U	<	0.48	U	<	0.48	U
3-Nitrotoluene	-	0 / 23	<	0.41	U	<	0.8	U	<	0.8	U	<	0.8	U	<	0.4	U	<	0.48	U	<	0.48	U
4-Amino-2,6-dinitrotoluene	-	0 / 25	<	0.21	U	<	1.4	U	<	1.4	U	<	0.8	U	<	0.2	U	<	0.48	U	<	0.48	U
4-Nitrotoluene	-	0 / 23	<	1	U	<	0.8	U	<	0.8	U	<	0.8	U	<	1	U	<	0.48	U	<	0.48	U
HMX	0.8	11 / 27	0.58	0.41		0.68	0.8	J	0.45	0.8	J	0.38	0.8	J	0.4	0.4		<	0.48	U	<	0.48	U
MNX	0.17 J	1 / 15	<	2.1	U	<	0.8	U	<	0.8	U	<	0.8	U	<	2	U	<	0.48	U	<	0.48	U
Nitrobenzene	-	0 / 27	<	0.41	U	<	0.8	U	<	0.8	U	<	0.8	U	<	0.4	U	<	0.48	U	<	0.48	U
RDX	5.2	27 / 27	1.6	0.21		2.1	0.8	J	2.1	0.8		2.1	0.8		1.5	0.2		1.8	0.48		3.5	0.48	
Tetryl	-	0 / 25	<	0.25	U	<	1.6	U	<	0.8	U	<	0.8	U	<	0.24	U	<	0.48	U	<	0.48	U

Notes:
< = less than reporting limit
µg/L = micrograms per liter
HMX = octahydro-1,3,5,7-tetranitro-1,3,5,7-tetrazocine
ID = identification number
J = estimated
LOQ = limit of quantification
MNX = mono-nitroso-RDX
NA = not analyzed
NRL = no reporting limit
Qual = qualifier
RDX = hexahydro-1,3,5-trinitro-1,3,5-triazine
RL = reporting limit
U = nondetect

TABLE E.1.3-33
CORNHUSKER ARMY AMMUNITION PLANT
WELL CA312-EXPLOSIVES

FIELD ID			CA312			CA312			CA312			CA312			CA312			CA312			CA312		
METHOD	Maximum	Detection	SW846 M8330			SW846 M8330			SW846 M8330			SW846 M8330			SW846 M8330			SW846 M8330			SW846 M8330		
COLLECT DATE	Detection	Frequency	3/5/2007			3/6/2006			3/7/2005			3/8/2004			3/10/2003			3/11/2002			3/13/2001		
			Result	RL	Qual	Result	RL	Qual	Result	RL	Qual	Result	RL	Qual	Result	RL	Qual	Result	RL	Qual	Result	RL	Qual
EXPLOSIVES (µg/L)																							
1,3,5-Trinitrobenzene	0.127	1 / 27	<	0.5	U	<	0.48	U	<	0.48	U	<	0.27	U	<	0.16	U	<	0.39	U	<	0.8	U
1,3-Dinitrobenzene	-	0 / 27	<	0.5	U	<	0.48	U	<	0.48	U	<	0.27	U	<	0.16	U	<	0.26	U	<	0.8	U
2,4,6-Trinitrotoluene	-	0 / 27	<	0.5	U	<	0.48	U	<	0.48	U	<	0.27	U	<	0.16	U	<	0.33	U	<	0.8	U
2,4-Dinitrotoluene	-	0 / 27	<	0.5	U	<	0.48	U	<	0.48	U	<	0.52	U	<	0.31	U	<	0.26	U	<	0.8	U
2,6-Dinitrotoluene	-	0 / 27	<	0.5	U	<	0.48	U	<	0.48	U	<	0.52	U	<	0.31	U	<	1.0	U	<	0.8	U
2-Amino-4,6-dinitrotoluene	-	0 / 27	<	0.5	U	<	0.48	U	<	0.48	U	<	0.52	U	<	0.31	U	<	0.41	U	<	0.8	U
2-Nitrotoluene	-	0 / 23	<	0.5	U	<	0.48	U	<	0.48	U	<	0.52	U	<	0.31	U	<	0.80	U	<	0.8	U
3-Nitrotoluene	-	0 / 23	<	0.5	U	<	0.48	U	<	0.48	U	<	0.52	U	<	0.31	U	<	0.51	U	<	0.8	U
4-Amino-2,6-dinitrotoluene	-	0 / 25	<	0.5	U	<	0.48	U	<	0.48	U	<	0.52	U	<	0.31	U	<	0.69	U	<	0.8	U
4-Nitrotoluene	-	0 / 23	<	0.5	U	<	0.48	U	<	0.48	U	<	0.83	U	<	0.5	U	<	1.6	U	<	0.8	U
HMX	0.8	11 / 27	<	0.5	U	<	0.48	U	0.39	0.48	J	0.5	0.65	J	0.34	0.39	J	<	1.1	U	<	1	U
MNX	0.17 J	1 / 15	<	0.5	U	<	0.48	U	<	0.48	U	0.17	0.27	J		NA			NA			NA	
Nitrobenzene	-	0 / 27	<	0.5	U	<	0.48	U	<	0.48	U	<	0.27	U	<	0.16	U	<	0.46	U	<	0.8	U
RDX	5.2	27 / 27	4.1	0.5		3.4	0.48		4	0.48		5.2	0.27		4.3	0.16		4.7	0.65		3.6	0.8	
Tetryl	-	0 / 25	<	0.5	U	<	0.48	U	<	0.48	U	<	0.52	U	<	0.31	U	<	1.1	U	<	0.8	U

Notes:
< = less than reporting limit
µg/L = micrograms per liter
HMX = octahydro-1,3,5,7-tetranitro-1,3,5,7-tetrazocine
ID = identification number
J = estimated
LOQ = limit of quantification
MNX = mono-nitroso-RDX
NA = not analyzed
NRL = no reporting limit
Qual = qualifier
RDX = hexahydro-1,3,5-trinitro-1,3,5-triazine
RL = reporting limit
U = nondetect

TABLE E.1.3-33
CORNHUSKER ARMY AMMUNITION PLANT
WELL CA312-EXPLOSIVES

FIELD ID			CA312			CA312			CA312			CA312			CA312			CA312			CA312		
METHOD	Maximum	Detection	SW846 M8330			SW846 M8330			UW51			UW51			UW51			UW33			UW33		
COLLECT DATE	Detection	Frequency	6/15/2000			3/16/1999			6/9/1998			9/30/1997			2/18/1997			7/12/1994			6/8/1994		
			Result	RL	Qual	Result	RL	Qual	Result	RL	Qual	Result	RL	Qual	Result	RL	Qual	Result	RL	Qual	Result	RL	Qual
EXPLOSIVES (µg/L)																							
1,3,5-Trinitrobenzene	0.127	1 / 27	<	0.8	U	<	0.8	U	<	1.00	U	<	0.125	U	0.127	0.125		<	0.425	U	<	0.425	U
1,3-Dinitrobenzene	-	0 / 27	<	0.8	U	<	0.8	U	<	0.500	U	<	0.989	U	<	0.989	U	<	0.549	U	<	0.549	U
2,4,6-Trinitrotoluene	-	0 / 27	<	1.5	U	<	0.8	U	<	0.500	U	<	0.29	U	<	0.29	U	<	0.451	U	<	0.451	U
2,4-Dinitrotoluene	-	0 / 27	<	1.1	U	<	0.8	U	<	0.500	U	<	0.233	U	<	0.233	U	<	0.26	U	<	0.26	U
2,6-Dinitrotoluene	-	0 / 27	<	1.1	U	<	0.8	U	<	0.500	U	<	0.2	U	<	0.2	U	<	0.26	U	<	0.26	U
2-Amino-4,6-dinitrotoluene	-	0 / 27	<	1	U	<	0.8	U	<	0.500	U	<	0.173	U	<	0.173	U	<	0.244	U	<	0.954	U
2-Nitrotoluene	-	0 / 23	<	1.1	U	<	0.8	U	<	1.00	U	<	0.319	U	<	0.319	U		NA			NA	
3-Nitrotoluene	-	0 / 23	<	1.1	U	<	0.8	U	<	1.00	U	<	0.514	U	<	0.514	U		NA			NA	
4-Amino-2,6-dinitrotoluene	-	0 / 25	<	1	U	<	0.8	U	<	1.00	U	<	0.309	U	<	0.309	U	<	0.414	U	<	0.704	U
4-Nitrotoluene	-	0 / 23	<	1.1	U	<	0.8	U	<	1.00	U	<	0.368	U	<	0.368	U		NA			NA	
HMX	0.8	11 / 27	<	0.8	U	<	0.8	U	<	0.500	U	<	0.16	U	<	0.16	U	<	0.563	U	<	0.563	U
MNX	0.17 J	1 / 15		NA			NA			NA			NA			NA			NA			NA	
Nitrobenzene	-	0 / 27	<	0.8	U	<	0.8	U	<	0.500	U	<	0.231	U	<	0.231	U	<	0.817	U	<	0.817	U
RDX	5.2	27 / 27	3	0.8		2.93	0.8		2.85	1.00		3.42	0.558		4.09	0.558		4.41	NRL		3.76	NRL	
Tetryl	-	0 / 25	<	1.3	U	<	0.8	U	<	0.500	U	<	0.253	U	<	0.253	U	<	1.18	U	<	1.18	U

Notes:
< = less than reporting limit
µg/L = micrograms per liter
HMX = octahydro-1,3,5,7-tetranitro-1,3,5,7-tetrazocine
ID = identification number
J = estimated
LOQ = limit of quantification
MNX = mono-nitroso-RDX
NA = not analyzed
NRL = no reporting limit
Qual = qualifier
RDX = hexahydro-1,3,5-trinitro-1,3,5-triazine
RL = reporting limit
U = nondetect

TABLE E.1.3-33
CORNHUSKER ARMY AMMUNITION PLANT
WELL CA312-EXPLOSIVES

FIELD ID			CA312			CA312		
METHOD	Maximum	Detection	UW32			UW32		
COLLECT DATE	Detection	Frequency	10/7/1992			9/7/1992		
			Result	RL	Qual	Result	RL	Qual
EXPLOSIVES (µg/L)								
1,3,5-Trinitrobenzene	0.127	1 / 27	<	0.449	U	<	0.449	U
1,3-Dinitrobenzene	-	0 / 27	<	0.611	U	<	0.611	U
2,4,6-Trinitrotoluene	-	0 / 27	<	0.635	U	<	0.635	U
2,4-Dinitrotoluene	-	0 / 27	<	0.064	U	<	0.064	U
2,6-Dinitrotoluene	-	0 / 27	<	0.074	U	<	0.074	U
2-Amino-4,6-dinitrotoluene	-	0 / 27	<	0.158	U	<	0.158	U
2-Nitrotoluene	-	0 / 23		NA			NA	
3-Nitrotoluene	-	0 / 23		NA			NA	
4-Amino-2,6-dinitrotoluene	-	0 / 25		NA			NA	
4-Nitrotoluene	-	0 / 23		NA			NA	
HMX	0.8	11 / 27	<	1.21	U	<	1.21	U
MNX	0.17 J	1 / 15		NA			NA	
Nitrobenzene	-	0 / 27	<	0.645	U	<	0.645	U
RDX	5.2	27 / 27	2.06	NRL		2.06	NRL	
Tetryl	-	0 / 25		NA			NA	

Notes:
< = less than reporting limit
µg/L = micrograms per liter
HMX = octahydro-1,3,5,7-tetranitro-1,3,5,7-tetrazocine
ID = identification number
J = estimated
LOQ = limit of quantification
MNX = mono-nitroso-RDX
NA = not analyzed
NRL = no reporting limit
Qual = qualifier
RDX = hexahydro-1,3,5-trinitro-1,3,5-triazine
RL = reporting limit
U = nondetect

TABLE E.1.3-34
CORNHUSKER ARMY AMMUNITION PLANT
WELL CA313-EXPLOSIVES

FIELD ID			CA313					CA313					CA313					CA313				
METHOD	Maximum	Detection	SW846 M8330					SW846 M8330					SW846 M8330					SW846 M8330				
COLLECT DATE	Detection	Frequency	3/16/2018					3/24/2017					8/2/2016					8/6/2015				
			Result	Qual	DL	LOD	LOQ	Result	Qual	DL	LOD	LOQ	Result	DL	LOD	LOQ	Qual	Result	DL	LOD	LOQ	Qual
EXPLOSIVES (µg/L)																						
1,3,5-Trinitrobenzene	-	0 / 27	<	U	0.035	0.11	0.17	<	U	0.032	0.1	0.16	<	0.21	0.42	1.0	U	<	0.42	0.42	1.0	U
1,3-Dinitrobenzene	-	0 / 27	<	U	0.056	0.11	0.17	<	U	0.052	0.1	0.16	<	0.092	0.21	0.42	U	<	0.21	0.21	0.42	U
2,4,6-Trinitrotoluene	-	0 / 27	<	U	0.056	0.11	0.17	<	U	0.052	0.1	0.16	<	0.075	0.21	0.42	U	<	0.21	0.21	0.42	U
2,4-Dinitrotoluene	-	0 / 27	<	U	0.056	0.11	0.15	<	U	0.052	0.1	0.13	<	0.087	0.21	0.42	U	<	0.21	0.21	0.42	UJ
2,6-Dinitrotoluene	-	0 / 27	<	U	0.056	0.11	0.15	<	U	0.052	0.1	0.13	<	0.067	0.21	0.21	U	<	0.21	0.21	0.21	UJ
2-Amino-4,6-dinitrotoluene	-	0 / 27	<	U	0.034	0.11	0.17	<	U	0.031	0.1	0.16	<	0.053	0.12	0.21	U	<	0.12	0.12	0.21	UJ
2-Nitrotoluene	-	0 / 23	<	U	0.099	0.22	0.56	<	U	0.091	0.21	0.52	<	0.089	0.21	0.42	U	<	0.21	0.21	0.42	UJ
3-Nitrotoluene	-	0 / 23	<	U	0.064	0.22	0.56	<	U	0.059	0.21	0.52	<	0.087	0.21	0.42	U	<	0.21	0.21	0.42	UJ
4-Amino-2,6-dinitrotoluene	-	0 / 23	<	U	0.056	0.11	0.17	<	U	0.052	0.1	0.16	<	0.060	0.12	0.21	U	<	0.12	0.12	0.21	U
4-Nitrotoluene	-	0 / 23	<	U	0.099	0.22	0.56	<	U	0.091	0.21	0.52	<	0.21	0.42	1.0	U	<	0.42	0.42	1.0	UJ
HMX	-	0 / 27	<	U	0.031	0.11	0.17	<	U	0.037	0.1	0.16	<	0.091	0.21	0.42	U	<	0.21	0.21	0.42	U
MNX	-	0 / 15	<	U	0.04	0.11	0.56	<	U	0.029	0.1	0.52	<	0.37	0.37	2.1	U	<	0.37	0.37	2.1	U
Nitrobenzene	-	0 / 27	<	U	0.056	0.11	0.17	<	U	0.052	0.1	0.16	<	0.095	0.21	0.42	U	<	0.21	0.21	0.42	U
RDX	-	0 / 27	<	U	0.04	0.11	0.17	<	U	0.037	0.1	0.16	<	0.054	0.12	0.21	U	<	0.12	0.12	0.21	U
Tetryl	-	0 / 25	<	U	0.056	0.11	0.17	<	U	0.052	0.1	0.16	<	0.083	0.21	0.25	U	<	0.21	0.21	0.25	U

Notes:
< = less than reporting limit
µg/L = micrograms per liter
HMX = octahydro-1,3,5,7-tetranitro-1,3,5,7-tetrazocine
ID = identification number
J = estimated
LOQ = limit of quantification
MNX = mono-nitroso-RDX
NA = not analyzed
NRL = no reporting limit
Qual = qualifier
RDX = hexahydro-1,3,5-trinitro-1,3,5-triazine
RL = reporting limit
U = nondetect

TABLE E.1.3-34
CORNHUSKER ARMY AMMUNITION PLANT
WELL CA313-EXPLOSIVES

FIELD ID			CA313			CA313			CA313			CA313			CA313			CA313			CA313		
METHOD	Maximum	Detection	SW846 M8330			SW846 M8330			SW846 M8330			SW846 M8330			SW846 M8330			SW846 M8330			SW846 M8330		
COLLECT DATE	Detection	Frequency	8/11/2014			3/5/2013			2/28/2012			2/28/2011			3/8/2010			3/2/2009			3/4/2008		
			Result	LOQ	Qual	Result	RL	Qual	Result	RL	Qual	Result	RL	Qual	Result	RL	Qual	Result	RL	Qual	Result	RL	Qual
EXPLOSIVES (µg/L)																							
1,3,5-Trinitrobenzene	-	0 / 27	<	1	U	<	0.8	U	<	0.8	U	<	0.8	U	<	1	U	<	0.49	U	<	0.48	U
1,3-Dinitrobenzene	-	0 / 27	<	0.41	U	<	0.8	U	<	0.8	U	<	0.8	U	<	0.4	U	<	0.49	U	<	0.48	U
2,4,6-Trinitrotoluene	-	0 / 27	<	0.41	U	<	0.8	U	<	0.8	U	<	0.8	U	<	0.4	U	<	0.49	U	<	0.48	U
2,4-Dinitrotoluene	-	0 / 27	<	0.41	U	<	0.8	U	<	0.8	U	<	0.8	U	<	0.4	U	<	0.49	U	<	0.48	U
2,6-Dinitrotoluene	-	0 / 27	<	0.21	U	<	0.8	U	<	0.8	U	<	0.8	U	<	0.2	U	<	0.49	U	<	0.48	U
2-Amino-4,6-dinitrotoluene	-	0 / 27	<	0.21	U	<	0.8	U	<	0.8	U	<	0.8	U	<	0.2	U	<	0.49	U	<	0.48	U
2-Nitrotoluene	-	0 / 23	<	0.41	U	<	0.8	U	<	0.8	U	<	0.8	U	<	0.4	U	<	0.49	U	<	0.48	U
3-Nitrotoluene	-	0 / 23	<	0.41	U	<	0.8	U	<	0.8	U	<	0.8	U	<	0.4	U	<	0.49	U	<	0.48	U
4-Amino-2,6-dinitrotoluene	-	0 / 23	<	0.21	U	<	1.4	U	<	1.4	U	<	0.8	U	<	0.2	U	<	0.49	U	<	0.48	U
4-Nitrotoluene	-	0 / 23	<	1	U	<	0.8	U	<	0.8	U	<	0.8	U	<	1	U	<	0.49	U	<	0.48	U
HMX	-	0 / 27	<	0.41	U	<	0.8	U	<	0.8	U	<	0.8	U	<	0.4	U	<	0.49	U	<	0.48	U
MNX	-	0 / 15	<	2.1	U	<	0.8	U	<	0.8	U	<	0.8	U	<	2	U	<	0.49	U	<	0.48	U
Nitrobenzene	-	0 / 27	<	0.41	U	<	0.8	U	<	0.8	U	<	0.8	U	<	0.4	U	<	0.49	U	<	0.48	U
RDX	-	0 / 27	<	0.21	U	<	0.8	U	<	0.8	U	<	0.8	U	<	0.2	U	<	0.49	U	<	0.48	U
Tetryl	-	0 / 25	<	0.25	U	<	1.6	U	<	0.8	U	<	0.8	U	<	0.24	U	<	0.49	U	<	0.48	U

Notes:
< = less than reporting limit
µg/L = micrograms per liter
HMX = octahydro-1,3,5,7-tetranitro-1,3,5,7-tetrazocine
ID = identification number
J = estimated
LOQ = limit of quantification
MNX = mono-nitroso-RDX
NA = not analyzed
NRL = no reporting limit
Qual = qualifier
RDX = hexahydro-1,3,5-trinitro-1,3,5-triazine
RL = reporting limit
U = nondetect

TABLE E.1.3-34
CORNHUSKER ARMY AMMUNITION PLANT
WELL CA313-EXPLOSIVES

FIELD ID			CA313			CA313			CA313			CA313			CA313			CA313			CA313		
METHOD	Maximum	Detection	SW846 M8330			SW846 M8330			SW846 M8330			SW846 M8330			SW846 M8330			SW846 M8330			SW846 M8330		
COLLECT DATE	Detection	Frequency	3/8/2007			3/7/2006			3/7/2005			3/8/2004			3/10/2003			3/11/2002			3/13/2001		
			Result	RL	Qual	Result	RL	Qual	Result	RL	Qual	Result	RL	Qual	Result	RL	Qual	Result	RL	Qual	Result	RL	Qual
EXPLOSIVES (µg/L)																							
1,3,5-Trinitrobenzene	-	0 / 27	<	0.50	U	<	0.48	U	<	0.48	U	<	0.33	U	<	0.24	U	<	0.56	U	<	0.8	U
1,3-Dinitrobenzene	-	0 / 27	<	0.50	U	<	0.48	U	<	0.48	U	<	0.33	U	<	0.24	U	<	0.37	U	<	0.8	U
2,4,6-Trinitrotoluene	-	0 / 27	<	0.50	U	<	0.48	U	<	0.48	U	<	0.33	U	<	0.24	U	<	0.47	U	<	0.8	U
2,4-Dinitrotoluene	-	0 / 27	<	0.50	U	<	0.48	U	<	0.48	U	<	0.64	U	<	0.46	U	<	0.37	U	<	0.8	U
2,6-Dinitrotoluene	-	0 / 27	<	0.50	U	<	0.48	U	<	0.48	U	<	0.64	U	<	0.46	U	<	1.4	U	<	0.8	U
2-Amino-4,6-dinitrotoluene	-	0 / 27	<	0.50	U	<	0.48	U	<	0.48	U	<	0.64	U	<	0.46	U	<	0.58	U	<	0.8	U
2-Nitrotoluene	-	0 / 23	<	0.50	U	<	0.48	U	<	0.48	U	<	0.64	U	<	0.46	U	<	1.1	U	<	0.8	U
3-Nitrotoluene	-	0 / 23	<	0.50	U	<	0.48	U	<	0.48	U	<	0.64	U	<	0.46	U	<	0.72	U	<	0.8	U
4-Amino-2,6-dinitrotoluene	-	0 / 23	<	0.50	U	<	0.48	U	<	0.48	U	<	0.64	U	<	0.46	U	<	0.98	U	<	0.8	U
4-Nitrotoluene	-	0 / 23	<	0.50	U	<	0.48	U	<	0.48	U	<	1	U	<	0.74	U	<	2.3	U	<	0.8	U
HMX	-	0 / 27	<	0.50	U	<	0.48	U	<	0.48	U	<	0.8	U	<	0.58	U	<	1.6	U	<	1	U
MNX	-	0 / 15	<	0.50	U	<	0.48	U	<	0.48	U	<	0.33	U		NA			NA			NA	
Nitrobenzene	-	0 / 27	<	0.50	U	<	0.48	U	<	0.48	U	<	0.33	U	<	0.24	U	<	0.65	U	<	0.8	U
RDX	-	0 / 27	<	0.50	U	<	0.48	U	<	0.48	U	<	0.33	U	<	0.24	U	<	0.93	U	<	0.8	U
Tetryl	-	0 / 25	<	0.50	U	<	0.48	U	<	0.48	U	<	0.64	U	<	0.46	U	<	1.5	U	<	0.8	U

Notes:
< = less than reporting limit
µg/L = micrograms per liter
HMX = octahydro-1,3,5,7-tetranitro-1,3,5,7-tetrazocine
ID = identification number
J = estimated
LOQ = limit of quantification
MNX = mono-nitroso-RDX
NA = not analyzed
NRL = no reporting limit
Qual = qualifier
RDX = hexahydro-1,3,5-trinitro-1,3,5-triazine
RL = reporting limit
U = nondetect

TABLE E.1.3-34
CORNHUSKER ARMY AMMUNITION PLANT
WELL CA313-EXPLOSIVES

FIELD ID			CA313			CA313			CA313			CA313			CA313			CA313			CA313		
METHOD	Maximum	Detection	SW846 M8330			SW846 M8330			UW51			UW51			UW51			UW33			UW33		
COLLECT DATE	Detection	Frequency	6/15/2000			3/16/1999			6/9/1998			9/30/1997			12/12/1996			7/14/1994			6/9/1994		
			Result	RL	Qual	Result	RL	Qual	Result	RL	Qual	Result	RL	Qual	Result	RL	Qual	Result	RL	Qual	Result	RL	Qual
EXPLOSIVES (µg/L)																							
1,3,5-Trinitrobenzene	-	0 / 27	<	0.8	U	<	0.4	U	<	1.00	U	<	0.125	U	<	0.125	U	<	0.425	U	<	0.425	U
1,3-Dinitrobenzene	-	0 / 27	<	0.8	U	<	1	U	<	0.500	U	<	0.989	U	<	0.989	U	<	0.549	U	<	0.549	U
2,4,6-Trinitrotoluene	-	0 / 27	<	1.5	U	<	1	U	<	0.500	U	<	0.29	U	<	0.29	U	<	0.451	U	<	0.451	U
2,4-Dinitrotoluene	-	0 / 27	<	1.1	U	<	0.6	U	<	0.500	U	<	0.233	U	<	0.233	U	<	0.26	U	<	0.26	U
2,6-Dinitrotoluene	-	0 / 27	<	1.1	U	<	1	U	<	0.500	U	<	0.2	U	<	0.2	U	<	0.26	U	<	0.26	U
2-Amino-4,6-dinitrotoluene	-	0 / 27	<	1	U	<	1	U	<	0.500	U	<	0.173	U	<	0.173	U	<	0.244	U	<	0.244	U
2-Nitrotoluene	-	0 / 23	<	1.1	U	<	1	U	<	1.00	U	<	0.319	U	<	0.319	U		NA			NA	
3-Nitrotoluene	-	0 / 23	<	1.1	U	<	1	U	<	1.00	U	<	0.514	U	<	0.514	U		NA			NA	
4-Amino-2,6-dinitrotoluene	-	0 / 23	<	1	U	<	1	U	<	1.00	U	<	0.309	U	<	0.309	U		NA			NA	
4-Nitrotoluene	-	0 / 23	<	1.1	U	<	1	U	<	1.00	U	<	0.368	U	<	0.368	U		NA			NA	
HMX	-	0 / 27	<	0.8	U	<	1	U	<	0.500	U	<	0.16	U	<	0.16	U	<	0.563	U	<	0.563	U
MNX	-	0 / 15		NA			NA			NA			NA			NA			NA			NA	
Nitrobenzene	-	0 / 27	<	0.8	U	<	1	U	<	0.500	U	<	0.231	U	<	0.231	U	<	0.817	U	<	0.817	U
RDX	-	0 / 27	<	0.8	U	<	1	U	<	1.00	U	<	0.558	U	<	0.558	U	<	0.412	U	<	0.412	U
Tetryl	-	0 / 25	<	1.3	U	<	1	U	<	0.500	U	<	0.253	U	<	0.253	U	<	1.18	U	<	1.18	U

Notes:
< = less than reporting limit
µg/L = micrograms per liter
HMX = octahydro-1,3,5,7-tetranitro-1,3,5,7-tetrazocine
ID = identification number
J = estimated
LOQ = limit of quantification
MNX = mono-nitroso-RDX
NA = not analyzed
NRL = no reporting limit
Qual = qualifier
RDX = hexahydro-1,3,5-trinitro-1,3,5-triazine
RL = reporting limit
U = nondetect

TABLE E.1.3-34
CORNHUSKER ARMY AMMUNITION PLANT
WELL CA313-EXPLOSIVES

FIELD ID			CA313			CA313		
METHOD	Maximum	Detection	UW32			UW32		
COLLECT DATE	Detection	Frequency	10/7/1992			9/7/1992		
			Result	RL	Qual	Result	RL	Qual
EXPLOSIVES (µg/L)								
1,3,5-Trinitrobenzene	-	0 / 27	<	0.449	U	<	0.449	U
1,3-Dinitrobenzene	-	0 / 27	<	0.611	U	<	0.611	U
2,4,6-Trinitrotoluene	-	0 / 27	<	0.635	U	<	0.635	U
2,4-Dinitrotoluene	-	0 / 27	<	0.064	U	<	0.064	U
2,6-Dinitrotoluene	-	0 / 27	<	0.074	U	<	0.074	U
2-Amino-4,6-dinitrotoluene	-	0 / 27	<	0.158	U	<	0.158	U
2-Nitrotoluene	-	0 / 23		NA			NA	
3-Nitrotoluene	-	0 / 23		NA			NA	
4-Amino-2,6-dinitrotoluene	-	0 / 23		NA			NA	
4-Nitrotoluene	-	0 / 23		NA			NA	
HMX	-	0 / 27	<	1.21	U	<	1.21	U
MNX	-	0 / 15		NA			NA	
Nitrobenzene	-	0 / 27	<	0.645	U	<	0.645	U
RDX	-	0 / 27	<	1.17	U	<	1.17	U
Tetryl	-	0 / 25		NA			NA	

Notes:
< = less than reporting limit
µg/L = micrograms per liter
HMX = octahydro-1,3,5,7-tetranitro-1,3,5,7-tetrazocine
ID = identification number
J = estimated
LOQ = limit of quantification
MNX = mono-nitroso-RDX
NA = not analyzed
NRL = no reporting limit
Qual = qualifier
RDX = hexahydro-1,3,5-trinitro-1,3,5-triazine
RL = reporting limit
U = nondetect

TABLE E.1.3-35
CORNHUSKER ARMY AMMUNITION PLANT
WELL CA322-EXPLOSIVES

FIELD ID			CA322			CA322			CA322			CA322			CA322			CA322			CA322		
METHOD	Maximum	Detection	SW846 M8330			SW846 M8330			SW846 M8330			SW846 M8330			SW846 M8330			SW846 M8330			SW846 M8330		
COLLECT DATE	Detection	Frequency	None			3/5/2013			2/28/2012			3/1/2011			3/5/2010			3/3/2009			3/4/2008		
			Result	RL	Qual	Result	RL	Qual	Result	RL	Qual	Result	RL	Qual	Result	RL	Qual	Result	RL	Qual	Result	RL	Qual
EXPLOSIVES (µg/L)																							
1,3,5-Trinitrobenzene	-	0 / 20				<	0.8	U	<	0.8	U	<	0.8	U	<	0.99	U	<	0.48	U	<	0.48	U
1,3-Dinitrobenzene	-	0 / 20				<	0.8	U	<	0.8	U	<	0.8	U	<	0.4	U	<	0.48	U	<	0.48	U
2,4,6-Trinitrotoluene	-	0 / 20				<	0.8	U	<	0.8	U	<	0.8	U	<	0.4	U	<	0.48	U	<	0.48	U
2,4-Dinitrotoluene	-	0 / 20				<	0.8	U	<	0.8	U	<	0.8	U	<	0.4	U	<	0.48	U	<	0.48	U
2,6-Dinitrotoluene	-	0 / 20	**Not Sampled**			<	0.8	U	<	0.8	U	<	0.8	U	<	0.2	U	<	0.48	U	<	0.48	U
2-Amino-4,6-dinitrotoluene	-	0 / 20	**in 2014, 2015, 2016,**			<	0.8	U	<	0.8	U	<	0.8	U	<	0.2	U	<	0.48	U	<	0.48	U
2-Nitrotoluene	-	0 / 18	**2017, 2018**			<	0.8	U	<	0.8	U	<	0.8	U	<	0.4	U	<	0.48	U	<	0.48	U
3-Nitrotoluene	-	0 / 18				<	0.8	U	<	0.8	U	<	0.8	U	<	0.4	U	<	0.48	U	<	0.48	U
4-Amino-2,6-dinitrotoluene	-	0 / 18				<	1.4	U	<	1.4	U	<	0.8	U	<	0.2	U	<	0.48	U	<	0.48	U
4-Nitrotoluene	-	0 / 18				<	0.8	U	<	0.8	U	<	0.8	U	<	0.99	U	<	0.48	U	<	0.48	U
HMX	0.14 J	1 / 20				<	0.8	U	0.14	0.8	J	<	0.8	U	<	0.4	U	<	0.48	U	<	0.48	U
MNX	-	0 / 10				<	0.8	U	<	0.8	U	<	0.8	U	<	2	U	<	0.48	U	<	0.48	U
Nitrobenzene	-	0 / 20				<	0.8	U	<	0.8	U	<	0.8	U	<	0.4	U	<	0.48	U	<	0.48	U
RDX	-	0 / 20				<	0.8	U	<	0.8	U	<	0.8	U	<	0.2	U	<	0.48	U	<	0.48	U
Tetryl	-	0 / 20				<	1.6	U	<	0.8	U	<	0.8	U	<	0.24	U	<	0.48	U	<	0.48	U

Notes:
< = less than reporting limit
µg/L = micrograms per liter
HMX = octahydro-1,3,5,7-tetranitro-1,3,5,7-tetrazocine
ID = identification number
J = estimated
LOQ = limit of quantification
MNX = mono-nitroso-RDX
NA = not analyzed
NRL = no reporting limit
Qual = qualifier
RDX = hexahydro-1,3,5-trinitro-1,3,5-triazine
RL = reporting limit
U = nondetect

TABLE E.1.3-35
CORNHUSKER ARMY AMMUNITION PLANT
WELL CA322-EXPLOSIVES

FIELD ID			CA322			CA322			CA322			CA322			CA322			CA322			CA322		
METHOD	Maximum	Detection	SW846 M8330			SW846 M8330			SW846 M8330			SW846 M8330			SW846 M8330			SW846 M8330			SW846 M8330		
COLLECT DATE	Detection	Frequency	3/5/2007			3/7/2006			3/8/2005			3/9/2004			3/11/2003			3/12/2002			3/13/2001		
			Result	RL	Qual	Result	RL	Qual	Result	RL	Qual	Result	RL	Qual	Result	RL	Qual	Result	RL	Qual	Result	RL	Qual
EXPLOSIVES (µg/L)																							
1,3,5-Trinitrobenzene	-	0 / 20	<	0.52	U	<	0.48	U	<	0.48	U	<	0.3	U	<	0.24	U	<	0.39	U	<	0.8	U
1,3-Dinitrobenzene	-	0 / 20	<	0.52	U	<	0.48	U	<	0.48	U	<	0.3	U	<	0.24	U	<	0.26	U	<	0.8	U
2,4,6-Trinitrotoluene	-	0 / 20	<	0.52	U	<	0.48	U	<	0.48	U	<	0.3	U	<	0.24	U	<	0.33	U	<	0.8	U
2,4-Dinitrotoluene	-	0 / 20	<	0.52	U	<	0.48	U	<	0.48	U	<	0.57	U	<	0.46	U	<	0.26	U	<	0.8	U
2,6-Dinitrotoluene	-	0 / 20	<	0.52	U	<	0.48	U	<	0.48	U	<	0.57	U	<	0.46	U	<	1.0	U	<	0.8	U
2-Amino-4,6-dinitrotoluene	-	0 / 20	<	0.52	U	<	0.48	U	<	0.48	U	<	0.57	U	<	0.46	U	<	0.41	U	<	0.8	U
2-Nitrotoluene	-	0 / 18	<	0.52	U	<	0.48	U	<	0.48	U	<	0.57	U	<	0.46	U	<	0.80	U	<	0.8	U
3-Nitrotoluene	-	0 / 18	<	0.52	U	<	0.48	U	<	0.48	U	<	0.57	U	<	0.46	U	<	0.51	U	<	0.8	U
4-Amino-2,6-dinitrotoluene	-	0 / 18	<	0.52	U	<	0.48	U	<	0.48	U	<	0.57	U	<	0.46	U	<	0.69	U	<	0.8	U
4-Nitrotoluene	-	0 / 18	<	0.52	U	<	0.48	U	<	0.48	U	<	0.93	U	<	0.75	U	<	1.6	U	<	0.8	U
HMX	0.14 J	1 / 20	<	0.52	U	<	0.48	U	<	0.48	U	<	0.72	U	<	0.58	U	<	1.1	U	<	1	U
MNX	-	0 / 10	<	0.52	U	<	0.48	U	<	0.48	U	<	0.3	U		NA			NA			NA	
Nitrobenzene	-	0 / 20	<	0.52	U	<	0.48	U	<	0.48	U	<	0.3	U	<	0.24	U	<	0.46	U	<	0.8	U
RDX	-	0 / 20	<	0.52	U	<	0.48	U	<	0.48	U	<	0.3	U	<	0.24	U	<	0.65	U	<	0.8	U
Tetryl	-	0 / 20	<	0.52	U	<	0.48	U	<	0.48	U	<	0.57	U	<	0.46	U	<	1.1	U	<	0.8	U

Notes:
< = less than reporting limit
µg/L = micrograms per liter
HMX = octahydro-1,3,5,7-tetranitro-1,3,5,7-tetrazocine
ID = identification number
J = estimated
LOQ = limit of quantification
MNX = mono-nitroso-RDX
NA = not analyzed
NRL = no reporting limit
Qual = qualifier
RDX = hexahydro-1,3,5-trinitro-1,3,5-triazine
RL = reporting limit
U = nondetect

TABLE E.1.3-35
CORNHUSKER ARMY AMMUNITION PLANT
WELL CA322-EXPLOSIVES

FIELD ID			CA322			CA322			CA322			CA322			CA322			CA322			CA322		
METHOD	Maximum	Detection	SW846 M8330			SW846 M8330			UW51			UW51			UW51			UW33			UW33		
COLLECT DATE	Detection	Frequency	3/8/2000			3/16/1999			6/10/1998			9/30/1997			12/12/1996			8/24/1994			7/13/1994		
			Result	RL	Qual	Result	RL	Qual	Result	RL	Qual	Result	RL	Qual	Result	RL	Qual	Result	RL	Qual	Result	RL	Qual
EXPLOSIVES (µg/L)																							
1,3,5-Trinitrobenzene	-	0 / 20	<	0.8	U	<	0.8	U	<	1.00	U	<	0.125	U	<	0.125	U	<	0.425	U	<	0.425	U
1,3-Dinitrobenzene	-	0 / 20	<	0.8	U	<	0.8	U	<	0.500	U	<	0.989	U	<	0.989	U	<	0.549	U	<	0.549	U
2,4,6-Trinitrotoluene	-	0 / 20	<	1.5	U	<	0.8	U	<	0.500	U	<	0.29	U	<	0.29	U	<	0.451	U	<	0.451	U
2,4-Dinitrotoluene	-	0 / 20	<	1.1	U	<	0.8	U	<	0.500	U	<	0.233	U	<	0.233	U	<	0.26	U	<	0.26	U
2,6-Dinitrotoluene	-	0 / 20	<	1.1	U	<	0.8	U	<	0.500	U	<	0.2	U	<	0.2	U	<	0.26	U	<	0.26	U
2-Amino-4,6-dinitrotoluene	-	0 / 20	<	1	U	<	0.8	U	<	0.500	U	<	0.173	U	<	0.173	U	<	0.244	U	<	0.244	U
2-Nitrotoluene	-	0 / 18	<	1.1	U	<	0.8	U	<	1.00	U	<	0.319	U	<	0.319	U		NA			NA	
3-Nitrotoluene	-	0 / 18	<	1.1	U	<	0.8	U	<	1.00	U	<	0.514	U	<	0.514	U		NA			NA	
4-Amino-2,6-dinitrotoluene	-	0 / 18	<	1	U	<	0.8	U	<	1.00	U	<	0.309	U	<	0.309	U		NA			NA	
4-Nitrotoluene	-	0 / 18	<	1.1	U	<	0.8	U	<	1.00	U	<	0.368	U	<	0.368	U		NA			NA	
HMX	0.14 J	1 / 20	<	0.8	U	<	0.8	U	<	0.500	U	<	0.16	U	<	0.16	U	<	0.563	U	<	0.563	U
MNX	-	0 / 10		NA			NA			NA			NA			NA			NA			NA	
Nitrobenzene	-	0 / 20	<	0.8	U	<	0.8	U	<	0.500	U	<	0.231	U	<	0.231	U	<	0.817	U	<	0.817	U
RDX	-	0 / 20	<	0.8	U	<	0.8	U	<	1.00	U	<	0.558	U	<	0.558	U	<	0.412	U	<	0.412	U
Tetryl	-	0 / 20	<	1.3	U	<	0.8	U	<	0.500	U	<	0.253	U	<	0.253	U	<	1.18	U	<	1.18	U

Notes:
< = less than reporting limit
µg/L = micrograms per liter
HMX = octahydro-1,3,5,7-tetranitro-1,3,5,7-tetrazocine
ID = identification number
J = estimated
LOQ = limit of quantification
MNX = mono-nitroso-RDX
NA = not analyzed
NRL = no reporting limit
Qual = qualifier
RDX = hexahydro-1,3,5-trinitro-1,3,5-triazine
RL = reporting limit
U = nondetect

TABLE E.1.3-36
CORNHUSKER ARMY AMMUNITION PLANT
WELL CA330-EXPLOSIVES

FIELD ID			CA330					CA330					CA330					CA330				
METHOD	Maximum	Detection	SW846 M8330					SW846 M8330					SW846 M8330					SW846 M8330				
COLLECT DATE	Detection	Frequency	3/15/2018					3/24/2017					8/2/2016					8/7/2015				
			Result	Qual	DL	LOD	LOQ	Result	Qual	DL	LOD	LOQ	Result	DL	LOD	LOQ	Qual	Result	DL	LOD	LOQ	Qual
EXPLOSIVES (µg/L)																						
1,3,5-Trinitrobenzene	0.11 J	1 / 21	<	UJ	0.032	0.1	0.15	0.11	J	0.032	0.1	0.15	<	0.21	0.42	1.1	U	<	0.42	0.42	1.0	UJ
1,3-Dinitrobenzene	-	0 / 21	<	UJ	0.051	0.1	0.15	<	U	0.052	0.1	0.15	<	0.094	0.21	0.42	U	<	0.21	0.21	0.42	UJ
2,4,6-Trinitrotoluene	-	0 / 21	<	UJ	0.051	0.1	0.15	<	U	0.052	0.1	0.15	<	0.076	0.21	0.42	U	<	0.21	0.21	0.42	UJ
2,4-Dinitrotoluene	-	0 / 21	<	UJ	0.051	0.1	0.13	<	U	0.052	0.1	0.13	<	0.088	0.21	0.42	U	<	0.21	0.21	0.42	UJ
2,6-Dinitrotoluene	-	0 / 21	<	UJ	0.051	0.1	0.13	<	U	0.052	0.1	0.13	<	0.068	0.21	0.21	U	<	0.21	0.21	0.21	UJ
2-Amino-4,6-dinitrotoluene	-	0 / 21	<	UJ	0.031	0.1	0.15	<	U	0.031	0.1	0.15	<	0.054	0.13	0.21	U	<	0.13	0.13	0.21	UJ
2-Nitrotoluene	-	0 / 21	<	UJ	0.09	0.2	0.51	<	U	0.091	0.21	0.52	<	0.090	0.21	0.42	U	<	0.21	0.21	0.42	UJ
3-Nitrotoluene	-	0 / 21	<	UJ	0.058	0.2	0.51	<	U	0.059	0.21	0.52	<	0.088	0.21	0.42	U	<	0.21	0.21	0.42	UJ
4-Amino-2,6-dinitrotoluene	-	0 / 21	<	UJ	0.051	0.1	0.15	<	U	0.052	0.1	0.15	<	0.061	0.13	0.21	UJ	<	0.13	0.13	0.21	UJ
4-Nitrotoluene	-	0 / 21	<	UJ	0.09	0.2	0.51	<	U	0.091	0.21	0.52	<	0.21	0.42	1.1	U	<	0.42	0.42	1.0	UJ
HMX	-	0 / 21	<	UJ	0.029	0.1	0.15	<	U	0.037	0.1	0.15	<	0.093	0.21	0.42	U	<	0.21	0.21	0.42	UJ
MNX	-	0 / 15	<	UJ	0.037	0.1	0.51	<	U	0.029	0.1	0.52	<	0.38	0.38	2.1	U	<	0.37	0.37	2.1	U
Nitrobenzene	-	0 / 21	<	UJ	0.051	0.1	0.15	<	U	0.052	0.1	0.15	<	0.096	0.21	0.42	U	<	0.21	0.21	0.42	UJ
RDX	-	0 / 21	<	UJ	0.037	0.1	0.15	<	U	0.037	0.1	0.15	<	0.055	0.13	0.21	U	<	0.13	0.13	0.21	UJ
Tetryl	-	0 / 21	<	UJ	0.051	0.1	0.15	<	U	0.052	0.1	0.15	<	0.084	0.21	0.25	U	<	0.21	0.21	0.25	UJ

Notes:
< = less than reporting limit
µg/L = micrograms per liter
HMX = octahydro-1,3,5,7-tetranitro-1,3,5,7-tetrazocine
ID = identification number
J = estimated
LOQ = limit of quantification
MNX = mono-nitroso-RDX
NA = not analyzed
NRL = no reporting limit
Qual = qualifier
RDX = hexahydro-1,3,5-trinitro-1,3,5-triazine
RL = reporting limit
U = nondetect

TABLE E.1.3-36
CORNHUSKER ARMY AMMUNITION PLANT
WELL CA330-EXPLOSIVES

FIELD ID			CA330			CA330			CA330			CA330			CA330			CA330			CA330		
METHOD	Maximum	Detection	SW846 M8330			SW846 M8330			SW846 M8330			SW846 M8330			SW846 M8330			SW846 M8330			SW846 M8330		
COLLECT DATE	Detection	Frequency	8/11/2014			3/4/2013			2/27/2012			2/28/2011			3/5/2010			3/2/2009			3/3/2008		
			Result	LOQ	Qual	Result	RL	Qual	Result	RL	Qual	Result	RL	Qual	Result	RL	Qual	Result	RL	Qual	Result	RL	Qual
EXPLOSIVES (µg/L)																							
1,3,5-Trinitrobenzene	0.11 J	1 / 21	<	1	UJ	<	0.8	UJ	<	0.8	U	<	0.8	U	<	0.99	U	<	0.48	U	<	0.49	U
1,3-Dinitrobenzene	-	0 / 21	<	0.41	U	<	0.8	U	<	0.8	U	<	0.8	U	<	0.4	U	<	0.48	U	<	0.49	U
2,4,6-Trinitrotoluene	-	0 / 21	<	0.41	U	<	0.8	U	<	0.8	U	<	0.8	U	<	0.4	U	<	0.48	U	<	0.49	U
2,4-Dinitrotoluene	-	0 / 21	<	0.41	U	<	0.8	U	<	0.8	U	<	0.8	U	<	0.4	U	<	0.48	U	<	0.49	U
2,6-Dinitrotoluene	-	0 / 21	<	0.21	U	<	0.8	U	<	0.8	U	<	0.8	U	<	0.2	U	<	0.48	U	<	0.49	U
2-Amino-4,6-dinitrotoluene	-	0 / 21	<	0.21	U	<	0.8	U	<	0.8	U	<	0.8	U	<	0.2	U	<	0.48	U	<	0.49	U
2-Nitrotoluene	-	0 / 21	<	0.41	UJ	<	0.8	UJ	<	0.8	U	<	0.8	U	<	0.4	U	<	0.48	U	<	0.49	U
3-Nitrotoluene	-	0 / 21	<	0.41	UJ	<	0.8	UJ	<	0.8	U	<	0.8	U	<	0.4	U	<	0.48	U	<	0.49	U
4-Amino-2,6-dinitrotoluene	-	0 / 21	<	0.21	U	<	1.4	U	<	1.4	U	<	0.8	U	<	0.2	U	<	0.48	U	<	0.49	U
4-Nitrotoluene	-	0 / 21	<	1	UJ	<	0.8	UJ	<	0.8	U	<	0.8	U	<	0.99	U	<	0.48	U	<	0.49	U
HMX	-	0 / 21	<	0.41	U	<	0.8	U	<	0.8	U	<	0.8	U	<	0.4	U	<	0.48	UJ	<	0.49	UJ
MNX	-	0 / 15	<	2.1	U	<	0.8	U	<	0.8	U	<	0.8	U	<	2	U	<	0.48	U	<	0.49	U
Nitrobenzene	-	0 / 21	<	0.41	UJ	<	0.8	UJ	<	0.8	U	<	0.8	U	<	0.4	U	<	0.48	U	<	0.49	U
RDX	-	0 / 21	<	0.21	U	<	0.8	U	<	0.8	U	<	0.8	U	<	0.2	U	<	0.48	U	<	0.49	U
Tetryl	-	0 / 21	<	0.25	UJ	<	1.6	UJ	<	0.8	U	<	0.8	U	<	0.24	U	<	0.48	U	<	0.49	UJ

Notes:
< = less than reporting limit
µg/L = micrograms per liter
HMX = octahydro-1,3,5,7-tetranitro-1,3,5,7-tetrazocine
ID = identification number
J = estimated
LOQ = limit of quantification
MNX = mono-nitroso-RDX
NA = not analyzed
NRL = no reporting limit
Qual = qualifier
RDX = hexahydro-1,3,5-trinitro-1,3,5-triazine
RL = reporting limit
U = nondetect

TABLE E.1.3-36
CORNHUSKER ARMY AMMUNITION PLANT
WELL CA330-EXPLOSIVES

FIELD ID			CA330			CA330			CA330			CA330			CA330			CA330			CA330		
METHOD	Maximum	Detection	SW846 M8330			SW846 M8330			SW846 M8330			SW846 M8330			SW846 M8330			SW846 M8330			SW846 M8330		
COLLECT DATE	Detection	Frequency	3/5/2007			3/6/2006			3/7/2005			3/8/2004			3/10/2003			3/12/2002			3/12/2001		
			Result	RL	Qual	Result	RL	Qual	Result	RL	Qual	Result	RL	Qual	Result	RL	Qual	Result	RL	Qual	Result	RL	Qual
EXPLOSIVES (µg/L)																							
1,3,5-Trinitrobenzene	0.11 J	1 / 21	<	0.48	U	<	0.48	U	<	0.48	U	<	0.46	U	<	0.22	U	<	0.30	U	<	0.8	U
1,3-Dinitrobenzene	-	0 / 21	<	0.48	U	<	0.48	U	<	0.48	U	<	0.46	U	<	0.22	U	<	0.20	U	<	0.8	U
2,4,6-Trinitrotoluene	-	0 / 21	<	0.48	U	<	0.48	U	<	0.48	U	<	0.46	U	<	0.22	U	<	0.25	U	<	0.8	U
2,4-Dinitrotoluene	-	0 / 21	<	0.48	U	<	0.48	U	<	0.48	U	<	0.89	U	<	0.43	U	<	0.20	U	<	0.8	U
2,6-Dinitrotoluene	-	0 / 21	<	0.48	U	<	0.48	U	<	0.48	U	<	0.89	U	<	0.43	U	<	0.78	U	<	0.8	U
2-Amino-4,6-dinitrotoluene	-	0 / 21	<	0.48	U	<	0.48	U	<	0.48	U	<	0.89	U	<	0.43	U	<	0.31	U	<	0.8	U
2-Nitrotoluene	-	0 / 21	<	0.48	U	<	0.48	U	<	0.48	U	<	0.89	U	<	0.43	U	<	0.61	U	<	0.8	U
3-Nitrotoluene	-	0 / 21	<	0.48	U	<	0.48	U	<	0.48	U	<	0.89	U	<	0.43	U	<	0.39	U	<	0.8	U
4-Amino-2,6-dinitrotoluene	-	0 / 21	<	0.48	U	<	0.48	U	<	0.48	U	<	0.89	U	<	0.43	U	<	0.52	U	<	0.8	U
4-Nitrotoluene	-	0 / 21	<	0.48	U	<	0.48	U	<	0.48	U	<	1.4	U	<	0.69	U	<	1.2	U	<	0.8	U
HMX	-	0 / 21	<	0.48	U	<	0.48	U	<	0.48	U	<	1.1	U	<	0.54	U	<	0.85	U	<	1	U
MNX	-	0 / 15	<	0.48	U	<	0.48	U	<	0.48	U	<	0.46	U		NA			NA			NA	
Nitrobenzene	-	0 / 21	<	0.48	U	<	0.48	U	<	0.48	U	<	0.46	U	<	0.22	U	<	0.35	U	<	0.8	U
RDX	-	0 / 21	<	0.48	U	<	0.48	U	<	0.48	U	<	0.46	U	<	0.22	U	<	0.50	U	<	0.8	U
Tetryl	-	0 / 21	<	0.48	U	<	0.48	U	<	0.48	U	<	0.89	U	<	0.43	U	<	0.82	U	<	0.8	U

Notes:
< = less than reporting limit
µg/L = micrograms per liter
HMX = octahydro-1,3,5,7-tetranitro-1,3,5,7-tetrazocine
ID = identification number
J = estimated
LOQ = limit of quantification
MNX = mono-nitroso-RDX
NA = not analyzed
NRL = no reporting limit
Qual = qualifier
RDX = hexahydro-1,3,5-trinitro-1,3,5-triazine
RL = reporting limit
U = nondetect

TABLE E.1.3-36
CORNHUSKER ARMY AMMUNITION PLANT
WELL CA330-EXPLOSIVES

FIELD ID			CA330			CA330			CA330		
METHOD	Maximum	Detection	SW846 M8330			SW846 M8330			UW51		
COLLECT DATE	Detection	Frequency	6/14/2000			3/15/1999			6/9/1998		
			Result	RL	Qual	Result	RL	Qual	Result	RL	Qual
EXPLOSIVES (µg/L)											
1,3,5-Trinitrobenzene	0.11 J	1 / 21	<	0.8	U	<	0.8	U	<	1.00	U
1,3-Dinitrobenzene	-	0 / 21	<	0.8	U	<	0.8	U	<	0.500	U
2,4,6-Trinitrotoluene	-	0 / 21	<	1.5	U	<	0.8	U	<	0.500	U
2,4-Dinitrotoluene	-	0 / 21	<	1.1	U	<	0.8	U	<	0.500	U
2,6-Dinitrotoluene	-	0 / 21	<	1.1	U	<	0.8	U	<	0.500	U
2-Amino-4,6-dinitrotoluene	-	0 / 21	<	1	U	<	0.8	U	<	0.500	U
2-Nitrotoluene	-	0 / 21	<	1.1	U	<	0.8	U	<	1.00	U
3-Nitrotoluene	-	0 / 21	<	1.1	U	<	0.8	U	<	1.00	U
4-Amino-2,6-dinitrotoluene	-	0 / 21	<	1	U	<	0.8	U	<	1.00	U
4-Nitrotoluene	-	0 / 21	<	1.1	U	<	0.8	U	<	1.00	U
HMX	-	0 / 21	<	0.8	U	<	0.8	U	<	0.500	U
MNX	-	0 / 15		NA			NA			NA	
Nitrobenzene	-	0 / 21	<	0.8	U	<	0.8	U	<	0.500	U
RDX	-	0 / 21	<	0.8	U	<	0.8	U	<	1.00	U
Tetryl	-	0 / 21	<	1.3	U	<	0.8	U	<	0.500	U

Notes:
< = less than reporting limit
µg/L = micrograms per liter
HMX = octahydro-1,3,5,7-tetranitro-1,3,5,7-tetrazocine
ID = identification number
J = estimated
LOQ = limit of quantification
MNX = mono-nitroso-RDX
NA = not analyzed
NRL = no reporting limit
Qual = qualifier
RDX = hexahydro-1,3,5-trinitro-1,3,5-triazine
RL = reporting limit
U = nondetect

TABLE E.1.3-37
CORNHUSKER ARMY AMMUNITION PLANT
WELL CA331-EXPLOSIVES

FIELD ID			CA331					CA331					CA331					CA331				
METHOD	Maximum	Detection	SW846 M8330					SW846 M8330					SW846 M8330					SW846 M8330				
COLLECT DATE	Detection	Frequency	3/15/2018					3/23/2017					8/2/2016					8/7/2015				
			Result	Qual	DL	LOD	LOQ	Result	Qual	DL	LOD	LOQ	Result	DL	LOD	LOQ	Qual	Result	DL	LOD	LOQ	Qual
EXPLOSIVES (µg/L)																						
1,3,5-Trinitrobenzene	-	0 / 21	<	UJ	0.032	0.1	0.15	<	U	0.032	0.1	0.16	<	0.21	0.42	1.0	U	<	0.40	0.40	1.0	U
1,3-Dinitrobenzene	-	0 / 21	<	UJ	0.051	0.1	0.15	<	U	0.052	0.1	0.16	<	0.093	0.21	0.42	U	<	0.20	0.20	0.40	U
2,4,6-Trinitrotoluene	-	0 / 21	<	UJ	0.051	0.1	0.15	<	U	0.052	0.1	0.16	<	0.076	0.21	0.42	U	<	0.20	0.20	0.40	U
2,4-Dinitrotoluene	-	0 / 21	<	UJ	0.051	0.1	0.13	<	U	0.052	0.1	0.13	<	0.088	0.21	0.42	U	<	0.20	0.20	0.40	UJ
2,6-Dinitrotoluene	-	0 / 21	<	UJ	0.051	0.1	0.13	<	U	0.052	0.1	0.13	<	0.068	0.21	0.21	U	<	0.20	0.20	0.20	UJ
2-Amino-4,6-dinitrotoluene	-	0 / 21	<	UJ	0.031	0.1	0.15	<	U	0.031	0.1	0.16	<	0.053	0.13	0.21	U	<	0.12	0.12	0.20	UJ
2-Nitrotoluene	-	0 / 21	<	UJ	0.09	0.2	0.51	<	U	0.091	0.21	0.52	<	0.090	0.21	0.42	U	<	0.20	0.20	0.40	UJ
3-Nitrotoluene	-	0 / 21	<	UJ	0.058	0.2	0.51	<	U	0.059	0.21	0.52	<	0.087	0.21	0.42	U	<	0.20	0.20	0.40	UJ
4-Amino-2,6-dinitrotoluene	-	0 / 21	<	UJ	0.051	0.1	0.15	<	U	0.052	0.1	0.16	<	0.060	0.13	0.21	U	<	0.12	0.12	0.20	U
4-Nitrotoluene	-	0 / 21	<	UJ	0.09	0.2	0.51	<	U	0.091	0.21	0.52	<	0.21	0.42	1.0	U	<	0.40	0.40	1.0	UJ
HMX	-	0 / 21	<	UJ	0.029	0.1	0.15	<	U	0.037	0.1	0.16	<	0.092	0.21	0.42	U	<	0.20	0.20	0.40	U
MNX	-	0 / 15	<	UJ	0.037	0.1	0.51	<	U	0.029	0.1	0.52	<	0.38	0.38	2.1	U	<	0.36	0.36	2.0	U
Nitrobenzene	-	0 / 21	<	UJ	0.051	0.1	0.15	<	U	0.052	0.1	0.16	<	0.095	0.21	0.42	U	<	0.20	0.20	0.40	U
RDX	0.99	6 / 21	<	UJ	0.037	0.1	0.15	<	U	0.037	0.1	0.16	<	0.055	0.13	0.21	U	<	0.12	0.12	0.20	U
Tetryl	-	0 / 21	<	UJ	0.051	0.1	0.15	<	U	0.052	0.1	0.16	<	0.083	0.21	0.25	U	<	0.20	0.20	0.24	U

Notes:
< = less than reporting limit
µg/L = micrograms per liter
HMX = octahydro-1,3,5,7-tetranitro-1,3,5,7-tetrazocine
ID = identification number
J = estimated
LOQ = limit of quantification
MNX = mono-nitroso-RDX
NA = not analyzed
NRL = no reporting limit
Qual = qualifier
RDX = hexahydro-1,3,5-trinitro-1,3,5-triazine
RL = reporting limit
U = nondetect

TABLE E.1.3-37
CORNHUSKER ARMY AMMUNITION PLANT
WELL CA331-EXPLOSIVES

FIELD ID			CA331			CA331			CA331			CA331			CA331			CA331			CA331		
METHOD	Maximum	Detection	SW846 M8330			SW846 M8330			SW846 M8330			SW846 M8330			SW846 M8330			SW846 M8330			SW846 M8330		
COLLECT DATE	Detection	Frequency	8/12/2014			3/4/2013			2/28/2012			2/28/2011			3/5/2010			3/2/2009			3/3/2008		
			Result	LOQ	Qual	Result	RL	Qual	Result	RL	Qual	Result	RL	Qual	Result	RL	Qual	Result	RL	Qual	Result	RL	Qual
EXPLOSIVES (µg/L)																							
1,3,5-Trinitrobenzene	-	0 / 21	<	1	U	<	0.8	U	<	0.8	U	<	0.8	U	<	1	UJ	<	0.48	U	<	0.49	U
1,3-Dinitrobenzene	-	0 / 21	<	0.41	U	<	0.8	U	<	0.8	U	<	0.8	U	<	0.4	UJ	<	0.48	U	<	0.49	U
2,4,6-Trinitrotoluene	-	0 / 21	<	0.41	U	<	0.8	U	<	0.8	U	<	0.8	U	<	0.4	UJ	<	0.48	U	<	0.49	U
2,4-Dinitrotoluene	-	0 / 21	<	0.41	U	<	0.8	U	<	0.8	U	<	0.8	U	<	0.4	UJ	<	0.48	U	<	0.49	U
2,6-Dinitrotoluene	-	0 / 21	<	0.21	U	<	0.8	U	<	0.8	U	<	0.8	U	<	0.2	UJ	<	0.48	U	<	0.49	U
2-Amino-4,6-dinitrotoluene	-	0 / 21	<	0.21	U	<	0.8	U	<	0.8	U	<	0.8	U	<	0.2	UJ	<	0.48	U	<	0.49	U
2-Nitrotoluene	-	0 / 21	<	0.41	U	<	0.8	U	<	0.8	U	<	0.8	U	<	0.4	UJ	<	0.48	U	<	0.49	U
3-Nitrotoluene	-	0 / 21	<	0.41	U	<	0.8	U	<	0.8	U	<	0.8	U	<	0.4	UJ	<	0.48	U	<	0.49	U
4-Amino-2,6-dinitrotoluene	-	0 / 21	<	0.21	U	<	1.4	U	<	1.4	U	<	0.8	U	<	0.2	UJ	<	0.48	U	<	0.49	U
4-Nitrotoluene	-	0 / 21	<	1	U	<	0.8	U	<	0.8	U	<	0.8	U	<	1	UJ	<	0.48	U	<	0.49	U
HMX	-	0 / 21	<	0.41	U	<	0.8	U	<	0.8	U	<	0.8	U	<	0.4	UJ	<	0.48	UJ	<	0.49	U
MNX	-	0 / 15	<	2.1	U	<	0.8	U	<	0.8	U	<	0.8	U	<	2	UJ	<	0.48	U	<	0.49	U
Nitrobenzene	-	0 / 21	<	0.41	U	<	0.8	U	<	0.8	U	<	0.8	U	<	0.4	UJ	<	0.48	U	<	0.49	U
RDX	0.99	6 / 21	<	0.21	J	0.23	0.8	J	0.6	0.8	J	<	0.8	U	<	0.2	UJ	<	0.48	U	<	0.49	U
Tetryl	-	0 / 21	<	0.25	U	<	1.6	U	<	0.8	U	<	0.8	U	<	0.24	UJ	<	0.48	U	<	0.49	U

Notes:
< = less than reporting limit
µg/L = micrograms per liter
HMX = octahydro-1,3,5,7-tetranitro-1,3,5,7-tetrazocine
ID = identification number
J = estimated
LOQ = limit of quantification
MNX = mono-nitroso-RDX
NA = not analyzed
NRL = no reporting limit
Qual = qualifier
RDX = hexahydro-1,3,5-trinitro-1,3,5-triazine
RL = reporting limit
U = nondetect

TABLE E.1.3-37
CORNHUSKER ARMY AMMUNITION PLANT
WELL CA331-EXPLOSIVES

FIELD ID			CA331			CA331			CA331			CA331			CA331			CA331			CA331		
METHOD	Maximum	Detection	SW846 M8330			SW846 M8330			SW846 M8330			SW846 M8330			SW846 M8330			SW846 M8330			SW846 M8330		
COLLECT DATE	Detection	Frequency	3/5/2007			3/6/2006			3/7/2005			3/8/2004			3/10/2003			3/12/2002			3/12/2001		
			Result	RL	Qual	Result	RL	Qual	Result	RL	Qual	Result	RL	Qual	Result	RL	Qual	Result	RL	Qual	Result	RL	Qual
EXPLOSIVES (µg/L)																							
1,3,5-Trinitrobenzene	-	0 / 21	<	0.49	U	<	0.48	U	<	0.52	U	<	0.16	U	<	0.19	U	<	0.38	U	<	0.8	U
1,3-Dinitrobenzene	-	0 / 21	<	0.49	U	<	0.48	U	<	0.52	U	<	0.16	U	<	0.19	U	<	0.25	U	<	0.8	U
2,4,6-Trinitrotoluene	-	0 / 21	<	0.49	U	<	0.48	U	<	0.52	U	<	0.16	U	<	0.19	U	<	0.32	U	<	0.8	U
2,4-Dinitrotoluene	-	0 / 21	<	0.49	U	<	0.48	U	<	0.52	U	<	0.31	U	<	0.36	U	<	0.25	U	<	0.8	U
2,6-Dinitrotoluene	-	0 / 21	<	0.49	U	<	0.48	U	<	0.52	U	<	0.31	U	<	0.36	U	<	0.98	U	<	0.8	U
2-Amino-4,6-dinitrotoluene	-	0 / 21	<	0.49	U	<	0.48	U	<	0.52	U	<	0.31	U	<	0.36	U	<	0.40	U	<	0.8	U
2-Nitrotoluene	-	0 / 21	<	0.49	U	<	0.48	U	<	0.52	U	<	0.31	U	<	0.36	U	<	0.78	U	<	0.8	U
3-Nitrotoluene	-	0 / 21	<	0.49	U	<	0.48	U	<	0.52	U	<	0.31	U	<	0.36	U	<	0.49	U	<	0.8	U
4-Amino-2,6-dinitrotoluene	-	0 / 21	<	0.49	U	<	0.48	U	<	0.52	U	<	0.31	U	<	0.36	U	<	0.67	U	<	0.8	U
4-Nitrotoluene	-	0 / 21	<	0.49	U	<	0.48	U	<	0.52	U	<	0.5	U	<	0.58	U	<	1.6	U	<	0.8	U
HMX	-	0 / 21	<	0.49	U	<	0.48	U	<	0.52	U	<	0.39	U	<	0.46	U	<	1.1	U	<	1	U
MNX	-	0 / 15	<	0.49	U	<	0.48	U	<	0.52	U	<	0.16	U		NA			NA			NA	
Nitrobenzene	-	0 / 21	<	0.49	U	<	0.48	U	<	0.52	U	<	0.16	U	<	0.19	U	<	0.44	U	<	0.8	U
RDX	0.99	6 / 21	0.96	0.49		0.9	0.48		0.99	0.52		0.38	0.16	J	<	0.19	U	<	0.63	U	<	0.8	U
Tetryl	-	0 / 21	<	0.49	U	<	0.48	U	<	0.52	U	<	0.31	U	<	0.36	U	<	1.0	U	<	0.8	U

Notes:
< = less than reporting limit
µg/L = micrograms per liter
HMX = octahydro-1,3,5,7-tetranitro-1,3,5,7-tetrazocine
ID = identification number
J = estimated
LOQ = limit of quantification
MNX = mono-nitroso-RDX
NA = not analyzed
NRL = no reporting limit
Qual = qualifier
RDX = hexahydro-1,3,5-trinitro-1,3,5-triazine
RL = reporting limit
U = nondetect

TABLE E.1.3-37
CORNHUSKER ARMY AMMUNITION PLANT
WELL CA331-EXPLOSIVES

FIELD ID			CA331			CA331			CA331		
METHOD	Maximum	Detection	SW846 M8330			SW846 M8330			UW51		
COLLECT DATE	Detection	Frequency	6/14/2000			3/15/1999			6/9/1998		
			Result	RL	Qual	Result	RL	Qual	Result	RL	Qual
EXPLOSIVES (µg/L)											
1,3,5-Trinitrobenzene	-	0 / 21	<	0.8	U	<	0.8	U	<	1.00	UJ
1,3-Dinitrobenzene	-	0 / 21	<	0.8	U	<	0.8	U	<	0.500	UJ
2,4,6-Trinitrotoluene	-	0 / 21	<	1.5	U	<	0.8	U	<	0.500	UJ
2,4-Dinitrotoluene	-	0 / 21	<	1.1	U	<	0.8	U	<	0.500	UJ
2,6-Dinitrotoluene	-	0 / 21	<	1.1	U	<	0.8	U	<	0.500	UJ
2-Amino-4,6-dinitrotoluene	-	0 / 21	<	1	U	<	0.8	U	<	0.500	UJ
2-Nitrotoluene	-	0 / 21	<	1.1	U	<	0.8	U	<	1.00	UJ
3-Nitrotoluene	-	0 / 21	<	1.1	U	<	0.8	U	<	1.00	UJ
4-Amino-2,6-dinitrotoluene	-	0 / 21	<	1	U	<	0.8	U	<	1.00	UJ
4-Nitrotoluene	-	0 / 21	<	1.1	U	<	0.8	U	<	1.00	UJ
HMX	-	0 / 21	<	0.8	U	<	0.8	U	<	0.500	UJ
MNX	-	0 / 15		NA			NA			NA	
Nitrobenzene	-	0 / 21	<	0.8	U	<	0.8	U	<	0.500	UJ
RDX	0.99	6 / 21	<	0.8	U	<	0.8	U	<	1.00	UJ
Tetryl	-	0 / 21	<	1.3	U	<	0.8	U	<	0.500	UJ

Notes:
< = less than reporting limit
µg/L = micrograms per liter
HMX = octahydro-1,3,5,7-tetranitro-1,3,5,7-tetrazocine
ID = identification number
J = estimated
LOQ = limit of quantification
MNX = mono-nitroso-RDX
NA = not analyzed
NRL = no reporting limit
Qual = qualifier
RDX = hexahydro-1,3,5-trinitro-1,3,5-triazine
RL = reporting limit
U = nondetect

TABLE E.1.3-38
CORNHUSKER ARMY AMMUNITION PLANT
WELL CA332-EXPLOSIVES

FIELD ID			CA332					CA332					CA332					CA332				
METHOD	Maximum	Detection	SW846 M8330					SW846 M8330					SW846 M8330					SW846 M8330				
COLLECT DATE	Detection	Frequency	3/15/2018					3/23/2017					8/2/2016					8/7/2015				
			Result	Qual	DL	LOD	LOQ	Result	Qual	DL	LOD	LOQ	Result	DL	LOD	LOQ	Qual	Result	DL	LOD	LOQ	Qual
EXPLOSIVES (µg/L)																						
1,3,5-Trinitrobenzene	-	0 / 24	<	UJ	0.032	0.1	0.16	<	U	0.032	0.1	0.16	<	0.21	0.42	1.0	U	<	0.42	0.42	1.0	U
1,3-Dinitrobenzene	-	0 / 24	<	UJ	0.052	0.1	0.16	<	U	0.052	0.1	0.16	<	0.093	0.21	0.42	U	<	0.21	0.21	0.42	U
2,4,6-Trinitrotoluene	-	0 / 24	<	UJ	0.052	0.1	0.16	<	U	0.052	0.1	0.16	<	0.076	0.21	0.42	U	<	0.21	0.21	0.42	U
2,4-Dinitrotoluene	-	0 / 24	<	UJ	0.052	0.1	0.13	<	U	0.052	0.1	0.13	<	0.088	0.21	0.42	U	<	0.21	0.21	0.42	UJ
2,6-Dinitrotoluene	-	0 / 24	<	UJ	0.052	0.1	0.13	<	U	0.052	0.1	0.13	<	0.067	0.21	0.21	U	<	0.21	0.21	0.21	UJ
2-Amino-4,6-dinitrotoluene	-	0 / 24	<	UJ	0.031	0.1	0.16	<	U	0.031	0.1	0.16	<	0.053	0.13	0.21	U	<	0.060	0.13	0.21	UJ
2-Nitrotoluene	-	0 / 22	<	UJ	0.091	0.21	0.52	<	U	0.091	0.21	0.52	<	0.089	0.21	0.42	U	<	0.21	0.21	0.42	UJ
3-Nitrotoluene	-	0 / 22	<	UJ	0.059	0.21	0.52	<	U	0.059	0.21	0.52	<	0.087	0.21	0.42	U	<	0.21	0.21	0.42	UJ
4-Amino-2,6-dinitrotoluene	-	0 / 22	<	UJ	0.052	0.1	0.16	<	U	0.052	0.1	0.16	<	0.060	0.13	0.21	U	<	0.13	0.13	0.21	U
4-Nitrotoluene	-	0 / 22	<	UJ	0.091	0.21	0.52	<	U	0.091	0.21	0.52	<	0.21	0.42	1.0	U	<	0.42	0.42	1.0	UJ
HMX	-	0 / 24	<	UJ	0.029	0.1	0.16	<	U	0.037	0.1	0.16	<	0.092	0.21	0.42	U	<	0.21	0.21	0.42	U
MNX	-	0 / 15	<	UJ	0.037	0.1	0.52	<	U	0.029	0.1	0.52	<	0.37	0.37	2.1	U	<	0.37	0.37	2.1	U
Nitrobenzene	-	0 / 24	<	UJ	0.052	0.1	0.16	<	U	0.052	0.1	0.16	<	0.095	0.21	0.42	U	<	0.21	0.21	0.42	U
RDX	2.3	12 / 24	<	UJ	0.037	0.1	0.16	<	U	0.037	0.1	0.16	<	0.055	0.13	0.21	U	<	0.13	0.13	0.21	U
Tetryl	-	0 / 24	<	UJ	0.052	0.1	0.16	<	U	0.052	0.1	0.16	<	0.083	0.21	0.25	U	<	0.21	0.21	0.25	U

Notes:
< = less than reporting limit
µg/L = micrograms per liter
HMX = octahydro-1,3,5,7-tetranitro-1,3,5,7-tetrazocine
ID = identification number
J = estimated
LOQ = limit of quantification
MNX = mono-nitroso-RDX
NA = not analyzed
NRL = no reporting limit
Qual = qualifier
RDX = hexahydro-1,3,5-trinitro-1,3,5-triazine
RL = reporting limit
U = nondetect

TABLE E.1.3-38
CORNHUSKER ARMY AMMUNITION PLANT
WELL CA332-EXPLOSIVES

FIELD ID			CA332			CA332			CA332			CA332			CA332			CA332			CA332		
METHOD	Maximum	Detection	SW846 M8330			SW846 M8330			SW846 M8330			SW846 M8330			SW846 M8330			SW846 M8330			SW846 M8330		
COLLECT DATE	Detection	Frequency	8/12/2014			3/4/2013			2/27/2012			2/28/2011			3/5/2010			3/2/2009			3/3/2008		
			Result	LOQ	Qual	Result	RL	Qual	Result	RL	Qual	Result	RL	Qual	Result	RL	Qual	Result	RL	Qual	Result	RL	Qual
EXPLOSIVES (µg/L)																							
1,3,5-Trinitrobenzene	-	0 / 24	<	1	U	<	0.8	U	<	0.8	U	<	0.8	U	<	0.99	U	<	0.48	U	<	0.48	U
1,3-Dinitrobenzene	-	0 / 24	<	0.42	U	<	0.8	U	<	0.8	U	<	0.8	U	<	0.4	U	<	0.48	U	<	0.48	U
2,4,6-Trinitrotoluene	-	0 / 24	<	0.42	U	<	0.8	U	<	0.8	U	<	0.8	U	<	0.4	U	<	0.48	U	<	0.48	U
2,4-Dinitrotoluene	-	0 / 24	<	0.42	U	<	0.8	U	<	0.8	U	<	0.8	U	<	0.4	U	<	0.48	U	<	0.48	U
2,6-Dinitrotoluene	-	0 / 24	<	0.21	U	<	0.8	U	<	0.8	U	<	0.8	U	<	0.2	U	<	0.48	U	<	0.48	U
2-Amino-4,6-dinitrotoluene	-	0 / 24	<	0.21	U	<	0.8	U	<	0.8	U	<	0.8	U	<	0.2	U	<	0.48	U	<	0.48	U
2-Nitrotoluene	-	0 / 22	<	0.42	U	<	0.8	U	<	0.8	U	<	0.8	U	<	0.4	U	<	0.48	U	<	0.48	U
3-Nitrotoluene	-	0 / 22	<	0.42	U	<	0.8	U	<	0.8	U	<	0.8	U	<	0.4	U	<	0.48	U	<	0.48	U
4-Amino-2,6-dinitrotoluene	-	0 / 22	<	0.21	U	<	1.4	U	<	1.4	U	<	0.8	U	<	0.2	U	<	0.48	U	<	0.48	U
4-Nitrotoluene	-	0 / 22	<	1	U	<	0.8	U	<	0.8	U	<	0.8	U	<	0.99	U	<	0.48	U	<	0.48	U
HMX	-	0 / 24	<	0.42	U	<	0.8	U	<	0.8	U	<	0.8	U	<	0.4	U	<	0.48	U	<	0.48	U
MNX	-	0 / 15	<	2.1	U	<	0.8	U	<	0.8	U	<	0.8	U	<	2	U	<	0.48	U	<	0.48	U
Nitrobenzene	-	0 / 24	<	0.42	U	<	0.8	U	<	0.8	U	<	0.8	U	<	0.4	U	<	0.48	U	<	0.48	U
RDX	2.3	12 / 24	0.2	0.21	J	0.35	0.8	J	0.64	0.8	J	1	0.8		0.8	0.2		1.3	0.48		2.1	0.48	
Tetryl	-	0 / 24	<	0.25	UJ	<	1.6	U	<	0.8	U	<	0.8	U	<	0.24	U	<	0.48	U	<	0.48	U

Notes:
< = less than reporting limit
µg/L = micrograms per liter
HMX = octahydro-1,3,5,7-tetranitro-1,3,5,7-tetrazocine
ID = identification number
J = estimated
LOQ = limit of quantification
MNX = mono-nitroso-RDX
NA = not analyzed
NRL = no reporting limit
Qual = qualifier
RDX = hexahydro-1,3,5-trinitro-1,3,5-triazine
RL = reporting limit
U = nondetect

TABLE E.1.3-38
CORNHUSKER ARMY AMMUNITION PLANT
WELL CA332-EXPLOSIVES

FIELD ID			CA332			CA332			CA332			CA332			CA332			CA332			CA332		
METHOD	Maximum	Detection	SW846 M8330			SW846 M8330			SW846 M8330			SW846 M8330			SW846 M8330			SW846 M8330			SW846 M8330		
COLLECT DATE	Detection	Frequency	3/5/2007			3/6/2006			3/7/2005			3/8/2004			3/10/2003			3/12/2002			3/12/2001		
			Result	RL	Qual	Result	RL	Qual	Result	RL	Qual	Result	RL	Qual	Result	RL	Qual	Result	RL	Qual	Result	RL	Qual
EXPLOSIVES (µg/L)																							
1,3,5-Trinitrobenzene	-	0 / 24	<	0.5	U	<	0.48	U	<	0.5	U	<	0.36	U	<	0.16	U	<	0.36	U	<	0.8	U
1,3-Dinitrobenzene	-	0 / 24	<	0.5	U	<	0.48	U	<	0.5	U	<	0.36	U	<	0.16	U	<	0.24	U	<	0.8	U
2,4,6-Trinitrotoluene	-	0 / 24	<	0.5	U	<	0.48	U	<	0.5	U	<	0.36	U	<	0.16	U	<	0.30	U	<	0.8	U
2,4-Dinitrotoluene	-	0 / 24	<	0.5	U	<	0.48	U	<	0.5	U	<	0.7	U	<	0.31	U	<	0.24	U	<	0.8	U
2,6-Dinitrotoluene	-	0 / 24	<	0.5	U	<	0.48	U	<	0.5	U	<	0.7	U	<	0.31	U	<	0.93	U	<	0.8	U
2-Amino-4,6-dinitrotoluene	-	0 / 24	<	0.5	U	<	0.48	U	<	0.5	U	<	0.7	U	<	0.31	U	<	0.38	U	<	0.8	U
2-Nitrotoluene	-	0 / 22	<	0.5	U	<	0.48	U	<	0.5	U	<	0.7	U	<	0.31	U	<	0.74	U	<	0.8	U
3-Nitrotoluene	-	0 / 22	<	0.5	U	<	0.48	U	<	0.5	U	<	0.7	U	<	0.31	U	<	0.46	U	<	0.8	U
4-Amino-2,6-dinitrotoluene	-	0 / 22	<	0.5	U	<	0.48	U	<	0.5	U	<	0.7	U	<	0.31	U	<	0.63	U	<	0.8	U
4-Nitrotoluene	-	0 / 22	<	0.5	U	<	0.48	U	<	0.5	U	<	1.1	U	<	0.5	U	<	1.5	U	<	0.8	U
HMX	-	0 / 24	<	0.5	U	<	0.48	U	<	0.5	U	<	0.88	U	<	0.39	U	<	1.0	U	<	1	U
MNX	-	0 / 15	<	0.5	U	<	0.48	U	<	0.5	U	<	0.36	U		NA			NA			NA	
Nitrobenzene	-	0 / 24	<	0.5	U	<	0.48	U	<	0.5	U	<	0.36	U	<	0.16	U	<	0.42	U	<	0.8	U
RDX	2.3	12 / 24	1.8	0.5		2.3	0.48		1.8	0.5		0.88	0.36		0.19	0.16		<	0.60	U	<	0.8	U
Tetryl	-	0 / 24	<	0.5	U	<	0.48	U	<	0.5	U	<	0.7	U	<	0.31	U	<	0.99	U	<	0.8	U

Notes:
< = less than reporting limit
µg/L = micrograms per liter
HMX = octahydro-1,3,5,7-tetranitro-1,3,5,7-tetrazocine
ID = identification number
J = estimated
LOQ = limit of quantification
MNX = mono-nitroso-RDX
NA = not analyzed
NRL = no reporting limit
Qual = qualifier
RDX = hexahydro-1,3,5-trinitro-1,3,5-triazine
RL = reporting limit
U = nondetect

TABLE E.1.3-38
CORNHUSKER ARMY AMMUNITION PLANT
WELL CA332-EXPLOSIVES

FIELD ID			CA332			CA332			CA332			CA332			CA332			CA332		
METHOD	Maximum	Detection	SW846 M8330			SW846 M8330			UW51			UW51			UW33			UW33		
COLLECT DATE	Detection	Frequency	6/14/2000			6/9/1998			9/30/1997			12/12/1996			7/16/1994			6/23/1994		
			Result	RL	Qual	Result	RL	Qual	Result	RL	Qual	Result	RL	Qual	Result	RL	Qual	Result	RL	Qual
EXPLOSIVES (µg/L)																				
1,3,5-Trinitrobenzene	-	0 / 24	<	0.8	U	<	1.00	U	<	0.125	U	<	0.125	U	<	0.425	U	<	0.425	U
1,3-Dinitrobenzene	-	0 / 24	<	0.8	U	<	0.500	U	<	0.989	U	<	0.989	U	<	0.549	U	<	0.549	U
2,4,6-Trinitrotoluene	-	0 / 24	<	1.5	U	<	0.500	U	<	0.29	U	<	0.29	U	<	0.451	U	<	0.451	U
2,4-Dinitrotoluene	-	0 / 24	<	1.1	U	<	0.500	U	<	0.233	U	<	0.233	U	<	0.26	U	<	0.26	U
2,6-Dinitrotoluene	-	0 / 24	<	1.1	U	<	0.500	U	<	0.2	U	<	0.2	U	<	0.26	U	<	0.26	U
2-Amino-4,6-dinitrotoluene	-	0 / 24	<	1	U	<	0.500	U	<	0.173	U	<	0.173	U	<	0.244	U	<	0.244	U
2-Nitrotoluene	-	0 / 22	<	1.1	U	<	1.00	U	<	0.319	U	<	0.319	U		NA			NA	
3-Nitrotoluene	-	0 / 22	<	1.1	U	<	1.00	U	<	0.514	U	<	0.514	U		NA			NA	
4-Amino-2,6-dinitrotoluene	-	0 / 22	<	1	U	<	1.00	U	<	0.309	U	<	0.309	U		NA			NA	
4-Nitrotoluene	-	0 / 22	<	1.1	U	<	1.00	U	<	0.368	U	<	0.368	U		NA			NA	
HMX	-	0 / 24	<	0.8	U	<	0.500	U	<	0.16	U	<	0.16	U	<	0.563	U	<	0.563	U
MNX	-	0 / 15		NA			NA			NA			NA			NA			NA	
Nitrobenzene	-	0 / 24	<	0.8	U	<	0.500	U	<	0.231	U	<	0.231	U	<	0.817	U	<	0.817	U
RDX	2.3	12 / 24	<	0.8	U	<	1.00	U	<	0.558	U	<	0.558	U	<	0.412	U	<	0.412	U
Tetryl	-	0 / 24	<	1.3	U	<	0.500	U	<	0.253	U	<	0.253	U	<	1.18	U	<	1.18	U

Notes:
< = less than reporting limit
µg/L = micrograms per liter
HMX = octahydro-1,3,5,7-tetranitro-1,3,5,7-tetrazocine
ID = identification number
J = estimated
LOQ = limit of quantification
MNX = mono-nitroso-RDX
NA = not analyzed
NRL = no reporting limit
Qual = qualifier
RDX = hexahydro-1,3,5-trinitro-1,3,5-triazine
RL = reporting limit
U = nondetect

TABLE E.1.3-39
CORNHUSKER ARMY AMMUNITION PLANT
WELL CA342-EXPLOSIVES

FIELD ID			CA342					CA342					CA342					CA342				
METHOD	Maximum	Detection	SW846 M8330					SW846 M8330					SW846 M8330					SW846 M8330				
COLLECT DATE	Detection	Frequency	3/14/2018					3/23/2017					8/3/2016					8/10/2015				
			Result	Qual	DL	LOD	LOQ	Result	Qual	DL	LOD	LOQ	Result	DL	LOD	LOQ	Qual	Result	DL	LOD	LOQ	Qual
EXPLOSIVES (µg/L)																						
1,3,5-Trinitrobenzene	-	0 / 25	<	U	0.032	0.1	0.15	<	U	0.034	0.11	0.16	<	0.21	0.42	1.1	U	<	0.43	0.43	1.1	UJ
1,3-Dinitrobenzene	-	0 / 25	<	U	0.051	0.1	0.15	<	U	0.054	0.11	0.16	<	0.093	0.21	0.42	U	<	0.21	0.21	0.43	UJ
2,4,6-Trinitrotoluene	-	0 / 25	<	U	0.051	0.1	0.15	<	U	0.054	0.11	0.16	<	0.076	0.21	0.42	U	<	0.21	0.21	0.43	U
2,4-Dinitrotoluene	-	0 / 25	<	U	0.051	0.1	0.13	<	U	0.054	0.11	0.14	<	0.088	0.21	0.42	U	<	0.21	0.21	0.43	UJ
2,6-Dinitrotoluene	-	0 / 25	<	U	0.051	0.1	0.13	<	U	0.054	0.11	0.14	<	0.068	0.21	0.21	U	<	0.21	0.21	0.21	UJ
2-Amino-4,6-dinitrotoluene	-	0 / 25	<	U	0.031	0.1	0.15	<	U	0.032	0.11	0.16	<	0.053	0.13	0.21	U	<	0.13	0.13	0.21	UJ
2-Nitrotoluene	-	0 / 23	<	U	0.09	0.2	0.51	<	U	0.095	0.22	0.54	<	0.090	0.21	0.42	U	<	0.21	0.21	0.43	UJ
3-Nitrotoluene	-	0 / 23	<	U	0.058	0.2	0.51	<	U	0.062	0.22	0.54	<	0.088	0.21	0.42	U	<	0.21	0.21	0.43	UJ
4-Amino-2,6-dinitrotoluene	-	0 / 23	<	U	0.051	0.1	0.15	<	U	0.054	0.11	0.16	<	0.061	0.13	0.21	U	<	0.13	0.13	0.21	UJ
4-Nitrotoluene	-	0 / 23	<	U	0.09	0.2	0.51	<	U	0.095	0.22	0.54	<	0.21	0.42	1.1	U	<	0.43	0.43	1.1	UJ
HMX	0.12 J	3 / 25	0.19		0.029	0.1	0.15	0.22		0.039	0.11	0.16	<	0.092	0.21	0.42	U	<	0.21	0.21	0.43	U
MNX	-	0 / 15	<	U	0.037	0.1	0.51	<	U	0.03	0.11	0.54	<	0.38	0.38	2.1	U	<	0.38	0.38	2.1	U
Nitrobenzene	-	0 / 25	<	U	0.051	0.1	0.15	<	U	0.054	0.11	0.16	<	0.096	0.21	0.42	U	<	0.21	0.21	0.43	UJ
RDX	2 J	15 / 25	0.6		0.037	0.1	0.15	0.76		0.039	0.11	0.16	0.89	0.055	0.13	0.21		0.80	0.80	0.13	0.21	
Tetryl	-	0 / 25	<	U	0.051	0.1	0.15	<	U	0.054	0.11	0.16	<	0.084	0.21	0.25	U	<	0.21	0.21	0.26	UJ

Notes:
< = less than reporting limit
µg/L = micrograms per liter
HMX = octahydro-1,3,5,7-tetranitro-1,3,5,7-tetrazocine
ID = identification number
J = estimated
LOQ = limit of quantification
MNX = mono-nitroso-RDX
NA = not analyzed
NRL = no reporting limit
Qual = qualifier
RDX = hexahydro-1,3,5-trinitro-1,3,5-triazine
RL = reporting limit
U = nondetect

TABLE E.1.3-39
CORNHUSKER ARMY AMMUNITION PLANT
WELL CA342-EXPLOSIVES

FIELD ID			CA342			CA342			CA342			CA342			CA342			CA342			CA342		
METHOD	Maximum	Detection	SW846 M8330			SW846 M8330			SW846 M8330			SW846 M8330			SW846 M8330			SW846 M8330			SW846 M8330		
COLLECT DATE	Detection	Frequency	8/6/2014			3/4/2013			2/27/2012			3/1/2011			3/5/2010			3/2/2009			3/4/2008		
			Result	LOQ	Qual	Result	RL	Qual	Result	RL	Qual	Result	RL	Qual	Result	RL	Qual	Result	RL	Qual	Result	RL	Qual
EXPLOSIVES (µg/L)																							
1,3,5-Trinitrobenzene	-	0 / 25	<	1	U	<	0.8	U	<	0.8	U	<	0.8	U	<	1	U	<	0.48	U	<	0.48	U
1,3-Dinitrobenzene	-	0 / 25	<	0.41	U	<	0.8	U	<	0.8	U	<	0.8	U	<	0.4	U	<	0.48	U	<	0.48	U
2,4,6-Trinitrotoluene	-	0 / 25	<	0.41	U	<	0.8	U	<	0.8	U	<	0.8	U	<	0.4	U	<	0.48	U	<	0.48	U
2,4-Dinitrotoluene	-	0 / 25	<	0.41	U	<	0.8	U	<	0.8	U	<	0.8	U	<	0.4	U	<	0.48	U	<	0.48	U
2,6-Dinitrotoluene	-	0 / 25	<	0.21	U	<	0.8	U	<	0.8	U	<	0.8	U	<	0.2	U	<	0.48	U	<	0.48	U
2-Amino-4,6-dinitrotoluene	-	0 / 25	<	0.21	U	<	0.8	U	<	0.8	U	<	0.8	U	<	0.2	U	<	0.48	U	<	0.48	U
2-Nitrotoluene	-	0 / 23	<	0.41	U	<	0.8	U	<	0.8	U	<	0.8	U	<	0.4	U	<	0.48	U	<	0.48	U
3-Nitrotoluene	-	0 / 23	<	0.41	U	<	0.8	U	<	0.8	U	<	0.8	U	<	0.4	U	<	0.48	U	<	0.48	U
4-Amino-2,6-dinitrotoluene	-	0 / 23	<	0.21	U	<	1.4	U	<	1.4	U	<	0.8	U	<	0.2	U	<	0.48	U	<	0.48	U
4-Nitrotoluene	-	0 / 23	<	1	U	<	0.8	U	<	0.8	U	<	0.8	U	<	1	U	<	0.48	U	<	0.48	U
HMX	0.12 J	3 / 25	<	0.41	U	<	0.8	U	0.12	0.8	J	<	0.8	U	<	0.4	U	<	0.48	U	<	0.48	U
MNX	-	0 / 15	<	2.1	U	<	0.8	U	<	0.8	U	<	0.8	U	<	2	U	<	0.48	U	<	0.48	U
Nitrobenzene	-	0 / 25	<	0.41	U	<	0.8	U	<	0.8	U	<	0.8	U	<	0.4	U	<	0.48	U	<	0.48	U
RDX	2 J	15 / 25	<	0.21	J	0.62	0.8	J	2	0.8	J	1.7	0.8		1.4	0.2		<	0.48	U	<	0.48	U
Tetryl	-	0 / 25	<	0.25	U	<	1.6	U	<	0.8	U	<	0.8	U	<	0.24	U	<	0.48	U	<	0.48	U

Notes:
< = less than reporting limit
µg/L = micrograms per liter
HMX = octahydro-1,3,5,7-tetranitro-1,3,5,7-tetrazocine
ID = identification number
J = estimated
LOQ = limit of quantification
MNX = mono-nitroso-RDX
NA = not analyzed
NRL = no reporting limit
Qual = qualifier
RDX = hexahydro-1,3,5-trinitro-1,3,5-triazine
RL = reporting limit
U = nondetect

TABLE E.1.3-39
CORNHUSKER ARMY AMMUNITION PLANT
WELL CA342-EXPLOSIVES

FIELD ID			CA342			CA342			CA342			CA342			CA342			CA342			CA342		
METHOD	Maximum	Detection	SW846 M8330			SW846 M8330			SW846 M8330			SW846 M8330			SW846 M8330			SW846 M8330			SW846 M8330		
COLLECT DATE	Detection	Frequency	3/6/2007			3/6/2006			3/7/2005			3/8/2004			3/10/2003			3/11/2002			3/12/2001		
			Result	RL	Qual	Result	RL	Qual	Result	RL	Qual	Result	RL	Qual	Result	RL	Qual	Result	RL	Qual	Result	RL	Qual
EXPLOSIVES (µg/L)																							
1,3,5-Trinitrobenzene	-	0 / 25	<	0.48	U	<	0.48	U	<	0.48	U	<	0.27	U	<	0.21	U	<	0.44	U	<	0.8	U
1,3-Dinitrobenzene	-	0 / 25	<	0.48	U	<	0.48	U	<	0.48	U	<	0.27	U	<	0.21	U	<	0.29	U	<	0.8	U
2,4,6-Trinitrotoluene	-	0 / 25	<	0.48	U	<	0.48	U	<	0.48	U	<	0.27	U	<	0.21	U	<	0.37	U	<	0.8	U
2,4-Dinitrotoluene	-	0 / 25	<	0.48	U	<	0.48	U	<	0.48	U	<	0.52	U	<	0.4	U	<	0.29	U	<	0.8	U
2,6-Dinitrotoluene	-	0 / 25	<	0.48	U	<	0.48	U	<	0.48	U	<	0.52	U	<	0.4	U	<	1.1	U	<	0.8	U
2-Amino-4,6-dinitrotoluene	-	0 / 25	<	0.48	U	<	0.48	U	<	0.48	U	<	0.52	U	<	0.4	U	<	0.46	U	<	0.8	U
2-Nitrotoluene	-	0 / 23	<	0.48	U	<	0.48	U	<	0.48	U	<	0.52	U	<	0.4	U	<	0.90	U	<	0.8	U
3-Nitrotoluene	-	0 / 23	<	0.48	U	<	0.48	U	<	0.48	U	<	0.52	U	<	0.4	U	<	0.57	U	<	0.8	U
4-Amino-2,6-dinitrotoluene	-	0 / 23	<	0.48	U	<	0.48	U	<	0.48	U	<	0.52	U	<	0.4	U	<	0.77	U	<	0.8	U
4-Nitrotoluene	-	0 / 23	<	0.48	U	<	0.48	U	<	0.48	U	<	0.83	U	<	0.65	U	<	1.8	U	<	0.8	U
HMX	0.12 J	3 / 25	<	0.48	U	<	0.48	U	<	0.48	U	<	0.65	U	<	0.51	U	<	1.2	U	<	1	U
MNX	-	0 / 15	<	0.48	U	<	0.48	U	<	0.48	U	<	0.27	U		NA			NA			NA	
Nitrobenzene	-	0 / 25	<	0.48	U	<	0.48	U	<	0.48	U	<	0.27	U	<	0.21	U	<	0.51	U	<	0.8	U
RDX	2 J	15 / 25	<	0.48	U	<	0.48	U	<	0.48	U	<	0.27	U	0.27	0.21		1.7	0.73		0.46	0.8	J
Tetryl	-	0 / 25	<	0.48	U	<	0.48	U	<	0.48	U	<	0.52	U	<	0.4	U	<	1.2	U	<	0.8	U

Notes:
< = less than reporting limit
µg/L = micrograms per liter
HMX = octahydro-1,3,5,7-tetranitro-1,3,5,7-tetrazocine
ID = identification number
J = estimated
LOQ = limit of quantification
MNX = mono-nitroso-RDX
NA = not analyzed
NRL = no reporting limit
Qual = qualifier
RDX = hexahydro-1,3,5-trinitro-1,3,5-triazine
RL = reporting limit
U = nondetect

TABLE E.1.3-39
CORNHUSKER ARMY AMMUNITION PLANT
WELL CA342-EXPLOSIVES

FIELD ID			CA342			CA342			CA342			CA342			CA342			CA342			CA342		
METHOD	Maximum	Detection	SW846 M8330			SW846 M8330			UW51			UW51			UW51			UW33			UW33		
COLLECT DATE	Detection	Frequency	6/14/2000			3/15/1999			6/9/1998			9/29/1997			12/12/1996			7/15/1994			6/24/1994		
			Result	RL	Qual	Result	RL	Qual	Result	RL	Qual	Result	RL	Qual	Result	RL	Qual	Result	RL	Qual	Result	RL	Qual
EXPLOSIVES (µg/L)																							
1,3,5-Trinitrobenzene	-	0 / 25	<	0.8	U	<	0.8	U	<	1.00	U	<	0.125	U	<	0.125	U	<	0.425	U	<	0.425	U
1,3-Dinitrobenzene	-	0 / 25	<	0.8	U	<	0.8	U	<	0.500	U	<	0.989	U	<	0.989	U	<	0.549	U	<	0.549	U
2,4,6-Trinitrotoluene	-	0 / 25	<	1.5	U	<	0.8	U	<	0.500	U	<	0.29	U	<	0.29	U	<	0.451	U	<	0.451	U
2,4-Dinitrotoluene	-	0 / 25	<	1.1	U	<	0.8	U	<	0.500	U	<	0.233	U	<	0.233	U	<	0.26	U	<	0.26	U
2,6-Dinitrotoluene	-	0 / 25	<	1.1	U	<	0.8	U	<	0.500	U	<	0.2	U	<	0.2	U	<	0.26	U	<	0.26	U
2-Amino-4,6-dinitrotoluene	-	0 / 25	<	1	U	<	0.8	U	<	0.500	U	<	0.173	U	<	0.173	U	<	0.244	U	<	0.244	U
2-Nitrotoluene	-	0 / 23	<	1.1	U	<	0.8	U	<	1.00	U	<	0.319	U	<	0.319	U		NA			NA	
3-Nitrotoluene	-	0 / 23	<	1.1	U	<	0.8	U	<	1.00	U	<	0.514	U	<	0.514	U		NA			NA	
4-Amino-2,6-dinitrotoluene	-	0 / 23	<	1	U	<	0.8	U	<	1.00	U	<	0.309	U	<	0.309	U		NA			NA	
4-Nitrotoluene	-	0 / 23	<	1.1	U	<	0.8	U	<	1.00	U	<	0.368	U	<	0.368	U		NA			NA	
HMX	0.12 J	3 / 25	<	0.8	U	<	0.8	U	<	0.500	U	<	0.16	U	<	0.16	U	<	0.563	U	<	0.563	U
MNX	-	0 / 15		NA			NA			NA			NA			NA			NA			NA	
Nitrobenzene	-	0 / 25	<	0.8	U	<	0.8	U	<	0.500	U	<	0.231	U	<	0.231	U	<	0.817	U	<	0.817	U
RDX	2 J	15 / 25	1.3	0.8		0.472	0.8	J	<	1.00	U	<	0.558	U	<	0.558	U	1.07	NRL		0.603	NRL	
Tetryl	-	0 / 25	<	1.3	U	<	0.8	U	<	0.500	U	<	0.253	U	<	0.253	U	<	1.18	U	<	1.18	U

Notes:
< = less than reporting limit
µg/L = micrograms per liter
HMX = octahydro-1,3,5,7-tetranitro-1,3,5,7-tetrazocine
ID = identification number
J = estimated
LOQ = limit of quantification
MNX = mono-nitroso-RDX
NA = not analyzed
NRL = no reporting limit
Qual = qualifier
RDX = hexahydro-1,3,5-trinitro-1,3,5-triazine
RL = reporting limit
U = nondetect

TABLE E.1.3-40
CORNHUSKER ARMY AMMUNITION PLANT
WELL CA343-EXPLOSIVES

FIELD ID			CA343					CA343					CA343					CA343				
METHOD	Maximum	Detection	SW846 M8330					SW846 M8330					SW846 M8330					SW846 M8330				
COLLECT DATE	Detection	Frequency	3/14/2018					3/23/2017					8/3/2016					8/10/2015				
			Result	Qual	DL	LOD	LOQ	Result	Qual	DL	LOD	LOQ	Result	DL	LOD	LOQ	Qual	Result	DL	LOD	LOQ	Qual
EXPLOSIVES (µg/L)																						
1,3,5-Trinitrobenzene	-	0 / 25	<	U	0.031	0.1	0.15	<	U	0.032	0.1	0.16	<	0.21	0.42	1.0	U	<	0.40	0.40	1.0	UJ
1,3-Dinitrobenzene	-	0 / 25	<	U	0.05	0.1	0.15	<	U	0.052	0.1	0.16	<	0.093	0.21	0.42	U	<	0.20	0.20	0.40	UJ
2,4,6-Trinitrotoluene	-	0 / 25	<	U	0.05	0.1	0.15	<	U	0.052	0.1	0.16	<	0.076	0.21	0.42	U	<	0.20	0.20	0.40	U
2,4-Dinitrotoluene	-	0 / 25	<	U	0.05	0.1	0.13	<	U	0.052	0.1	0.13	<	0.088	0.21	0.42	U	<	0.20	0.20	0.40	UJ
2,6-Dinitrotoluene	-	0 / 25	<	U	0.05	0.1	0.13	<	U	0.052	0.1	0.13	<	0.067	0.21	0.21	U	<	0.20	0.20	0.20	UJ
2-Amino-4,6-dinitrotoluene	-	0 / 25	<	U	0.03	0.1	0.15	<	U	0.031	0.1	0.16	<	0.053	0.13	0.21	U	<	0.12	0.12	0.20	UJ
2-Nitrotoluene	-	0 / 23	<	U	0.088	0.2	0.5	<	U	0.091	0.21	0.52	<	0.089	0.21	0.42	U	<	0.20	0.20	0.40	UJ
3-Nitrotoluene	-	0 / 23	<	U	0.057	0.2	0.5	<	U	0.059	0.21	0.52	<	0.087	0.21	0.42	U	<	0.20	0.20	0.40	UJ
4-Amino-2,6-dinitrotoluene	-	0 / 23	<	U	0.05	0.1	0.15	<	U	0.052	0.1	0.16	<	0.060	0.13	0.21	U	<	0.12	0.12	0.20	UJ
4-Nitrotoluene	-	0 / 23	<	U	0.088	0.2	0.5	<	U	0.091	0.21	0.52	<	0.21	0.42	1.0	U	<	0.40	0.40	1.0	UJ
HMX	-	0 / 25	<	U	0.028	0.1	0.15	<	U	0.037	0.1	0.16	<	0.092	0.21	0.42	U	<	0.20	0.20	0.40	U
MNX	-	0 / 15	<	U	0.036	0.1	0.5	<	U	0.029	0.1	0.52	<	0.37	0.37	2.1	U	<	0.36	0.36	2.0	UJ
Nitrobenzene	0.56 J	1 / 25	<	U	0.05	0.1	0.15	<	U	0.052	0.1	0.16	<	0.095	0.21	0.42	U	<	0.20	0.16	0.40	UJ
RDX	0.46	4 / 25	0.37		0.036	0.1	0.15	0.4		0.037	0.1	0.16	0.46	0.055	0.13	0.21		0.24	0.24	0.12	0.20	J
Tetryl	-	0 / 25	<	U	0.05	0.1	0.15	<	U	0.052	0.1	0.16	<	0.083	0.21	0.25	U	<	0.20	0.20	0.24	UJ

Notes:
< = less than reporting limit
µg/L = micrograms per liter
HMX = octahydro-1,3,5,7-tetranitro-1,3,5,7-tetrazocine
ID = identification number
J = estimated
LOQ = limit of quantification
MNX = mono-nitroso-RDX
NA = not analyzed
NRL = no reporting limit
Qual = qualifier
RDX = hexahydro-1,3,5-trinitro-1,3,5-triazine
RL = reporting limit
U = nondetect

TABLE E.1.3-40
CORNHUSKER ARMY AMMUNITION PLANT
WELL CA343-EXPLOSIVES

FIELD ID			CA343			CA343			CA343			CA343			CA343			CA343			CA343		
METHOD	Maximum	Detection	SW846 M8330			SW846 M8330			SW846 M8330			SW846 M8330			SW846 M8330			SW846 M8330			SW846 M8330		
COLLECT DATE	Detection	Frequency	8/6/2014			3/4/2013			2/27/2012			3/1/2011			3/5/2010			3/3/2009			3/5/2008		
			Result	LOQ	Qual	Result	RL	Qual	Result	RL	Qual	Result	RL	Qual	Result	RL	Qual	Result	RL	Qual	Result	RL	Qual
EXPLOSIVES (µg/L)																							
1,3,5-Trinitrobenzene	-	0 / 25	<	1	U	<	0.8	U	<	0.8	U	<	0.8	U	<	1	U	<	0.48	U	<	0.49	U
1,3-Dinitrobenzene	-	0 / 25	<	0.41	U	<	0.8	U	<	0.8	U	<	0.8	U	<	0.4	U	<	0.48	U	<	0.49	U
2,4,6-Trinitrotoluene	-	0 / 25	<	0.41	U	<	0.8	U	<	0.8	U	<	0.8	U	<	0.4	U	<	0.48	U	<	0.49	U
2,4-Dinitrotoluene	-	0 / 25	<	0.41	U	<	0.8	U	<	0.8	U	<	0.8	U	<	0.4	U	<	0.48	U	<	0.49	U
2,6-Dinitrotoluene	-	0 / 25	<	0.21	U	<	0.8	U	<	0.8	U	<	0.8	U	<	0.2	U	<	0.48	U	<	0.49	U
2-Amino-4,6-dinitrotoluene	-	0 / 25	<	0.21	U	<	0.8	U	<	0.8	U	<	0.8	U	<	0.2	U	<	0.48	U	<	0.49	U
2-Nitrotoluene	-	0 / 23	<	0.41	U	<	0.8	U	<	0.8	U	<	0.8	U	<	0.4	U	<	0.48	U	<	0.49	U
3-Nitrotoluene	-	0 / 23	<	0.41	U	<	0.8	U	<	0.8	U	<	0.8	U	<	0.4	U	<	0.48	U	<	0.49	U
4-Amino-2,6-dinitrotoluene	-	0 / 23	<	0.21	U	<	1.4	U	<	1.4	U	<	0.8	U	<	0.2	U	<	0.48	U	<	0.49	U
4-Nitrotoluene	-	0 / 23	<	1	U	<	0.8	U	<	0.8	U	<	0.8	U	<	1	U	<	0.48	U	<	0.49	U
HMX	-	0 / 25	<	0.41	U	<	0.8	U	<	0.8	U	<	0.8	U	<	0.4	U	<	0.48	U	<	0.49	U
MNX	-	0 / 15	<	2.1	U	<	0.8	U	<	0.8	U	<	0.8	U	<	2	U	<	0.48	U	<	0.49	U
Nitrobenzene	0.56 J	1 / 25	<	0.41	U	<	0.8	U	<	0.8	J	0.56	0.8	J	<	0.4	U	<	0.48	U	<	0.49	U
RDX	0.46	4 / 25	<	0.21	U	<	0.8	U	<	0.8	U	<	0.8	U	<	0.2	U	<	0.48	U	<	0.49	U
Tetryl	-	0 / 25	<	0.25	U	<	1.6	U	<	0.8	U	<	0.8	U	<	0.24	U	<	0.48	U	<	0.49	U

Notes:
< = less than reporting limit
µg/L = micrograms per liter
HMX = octahydro-1,3,5,7-tetranitro-1,3,5,7-tetrazocine
ID = identification number
J = estimated
LOQ = limit of quantification
MNX = mono-nitroso-RDX
NA = not analyzed
NRL = no reporting limit
Qual = qualifier
RDX = hexahydro-1,3,5-trinitro-1,3,5-triazine
RL = reporting limit
U = nondetect

TABLE E.1.3-40
CORNHUSKER ARMY AMMUNITION PLANT
WELL CA343-EXPLOSIVES

FIELD ID			CA343			CA343			CA343			CA343			CA343			CA343			CA343		
METHOD	Maximum	Detection	SW846 M8330			SW846 M8330			SW846 M8330			SW846 M8330			SW846 M8330			SW846 M8330			SW846 M8330		
COLLECT DATE	Detection	Frequency	3/5/2007			3/6/2006			3/7/2005			3/15/2004			3/10/2003			3/11/2002			3/12/2001		
			Result	RL	Qual	Result	RL	Qual	Result	RL	Qual	Result	RL	Qual	Result	RL	Qual	Result	RL	Qual	Result	RL	Qual
EXPLOSIVES (µg/L)																							
1,3,5-Trinitrobenzene	-	0 / 25	<	0.48	U	<	0.49	U	<	0.48	U	<	0.16	U	<	0.21	U	<	0.42	U	<	0.8	U
1,3-Dinitrobenzene	-	0 / 25	<	0.48	U	<	0.49	U	<	0.48	U	<	0.16	U	<	0.21	U	<	0.28	U	<	0.8	U
2,4,6-Trinitrotoluene	-	0 / 25	<	0.48	U	<	0.49	U	<	0.48	U	<	0.16	U	<	0.21	U	<	0.35	U	<	0.8	U
2,4-Dinitrotoluene	-	0 / 25	<	0.48	U	<	0.49	U	<	0.48	U	<	0.31	U	<	0.4	U	<	0.28	U	<	0.8	U
2,6-Dinitrotoluene	-	0 / 25	<	0.48	U	<	0.49	U	<	0.48	U	<	0.31	U	<	0.4	U	<	1.1	U	<	0.8	U
2-Amino-4,6-dinitrotoluene	-	0 / 25	<	0.48	U	<	0.49	U	<	0.48	U	<	0.31	U	<	0.4	U	<	0.44	U	<	0.8	U
2-Nitrotoluene	-	0 / 23	<	0.48	U	<	0.49	U	<	0.48	U	<	0.31	U	<	0.4	U	<	0.86	U	<	0.8	U
3-Nitrotoluene	-	0 / 23	<	0.48	U	<	0.49	U	<	0.48	U	<	0.31	U	<	0.4	U	<	0.54	U	<	0.8	U
4-Amino-2,6-dinitrotoluene	-	0 / 23	<	0.48	U	<	0.49	U	<	0.48	U	<	0.31	U	<	0.4	U	<	0.74	U	<	0.8	U
4-Nitrotoluene	-	0 / 23	<	0.48	U	<	0.49	U	<	0.48	U	<	0.5	U	<	0.64	U	<	1.8	U	<	0.8	U
HMX	-	0 / 25	<	0.48	U	<	0.49	U	<	0.48	U	<	0.39	U	<	0.5	U	<	1.2	U	<	1	U
MNX	-	0 / 15	<	0.48	U	<	0.49	U	<	0.48	U	<	0.16	U		NA			NA			NA	
Nitrobenzene	0.56 J	1 / 25	<	0.48	U	<	0.49	U	<	0.48	U	<	0.16	U	<	0.21	U	<	0.49	U	<	0.8	U
RDX	0.46	4 / 25	<	0.48	U	<	0.49	U	<	0.48	U	<	0.16	U	<	0.21	U	<	0.70	U	<	0.8	U
Tetryl	-	0 / 25	<	0.48	U	<	0.49	U	<	0.48	U	<	0.31	U	<	0.4	U	<	1.2	U	<	0.8	U

Notes:
< = less than reporting limit
µg/L = micrograms per liter
HMX = octahydro-1,3,5,7-tetranitro-1,3,5,7-tetrazocine
ID = identification number
J = estimated
LOQ = limit of quantification
MNX = mono-nitroso-RDX
NA = not analyzed
NRL = no reporting limit
Qual = qualifier
RDX = hexahydro-1,3,5-trinitro-1,3,5-triazine
RL = reporting limit
U = nondetect

TABLE E.1.3-40
CORNHUSKER ARMY AMMUNITION PLANT
WELL CA343-EXPLOSIVES

FIELD ID			CA343			CA343			CA343			CA343			CA343			CA343			CA343		
METHOD	Maximum	Detection	SW846 M8330			SW846 M8330			UW51			UW51			UW51			UW33			UW33		
COLLECT DATE	Detection	Frequency	6/14/2000			3/15/1999			6/9/1998			9/29/1997			12/12/1996			8/24/1994			7/15/1994		
			Result	RL	Qual	Result	RL	Qual	Result	RL	Qual	Result	RL	Qual	Result	RL	Qual	Result	RL	Qual	Result	RL	Qual
EXPLOSIVES (µg/L)																							
1,3,5-Trinitrobenzene	-	0 / 25	<	0.8	U	<	0.8	U	<	1.00	U	<	0.125	U	<	0.125	U	<	0.425	U	<	0.425	U
1,3-Dinitrobenzene	-	0 / 25	<	0.8	U	<	0.8	U	<	0.500	U	<	0.989	U	<	0.989	U	<	0.549	U	<	0.549	U
2,4,6-Trinitrotoluene	-	0 / 25	<	1.5	U	<	0.8	U	<	0.500	U	<	0.29	U	<	0.29	U	<	0.451	U	<	0.451	U
2,4-Dinitrotoluene	-	0 / 25	<	1.1	U	<	0.8	U	<	0.500	U	<	0.233	U	<	0.233	U	<	0.26	U	<	0.26	U
2,6-Dinitrotoluene	-	0 / 25	<	1.1	U	<	0.8	U	<	0.500	U	<	0.2	U	<	0.2	U	<	0.26	U	<	0.26	U
2-Amino-4,6-dinitrotoluene	-	0 / 25	<	1	U	<	0.8	U	<	0.500	U	<	0.173	U	<	0.173	U	<	0.244	U	<	0.244	U
2-Nitrotoluene	-	0 / 23	<	1.1	U	<	0.8	U	<	1.00	U	<	0.319	U	<	0.319	U		NA			NA	
3-Nitrotoluene	-	0 / 23	<	1.1	U	<	0.8	U	<	1.00	U	<	0.514	U	<	0.514	U		NA			NA	
4-Amino-2,6-dinitrotoluene	-	0 / 23	<	1	U	<	0.8	U	<	1.00	U	<	0.309	U	<	0.309	U		NA			NA	
4-Nitrotoluene	-	0 / 23	<	1.1	U	<	0.8	U	<	1.00	U	<	0.368	U	<	0.368	U		NA			NA	
HMX	-	0 / 25	<	0.8	U	<	0.8	U	<	0.500	U	<	0.16	U	<	0.16	U	<	0.563	U	<	0.563	U
MNX	-	0 / 15		NA			NA			NA			NA			NA			NA			NA	
Nitrobenzene	0.56 J	1 / 25	<	0.8	U	<	0.8	U	<	0.500	U	<	0.231	U	<	0.231	U	<	0.817	U	<	0.817	U
RDX	0.46	4 / 25	<	0.8	U	<	0.8	U	<	1.00	U	<	0.558	U	<	0.558	U	<	0.412	U	<	0.412	U
Tetryl	-	0 / 25	<	1.3	U	<	0.8	U	<	0.500	U	<	0.253	U	<	0.253	U	<	1.18	U	<	1.18	U

Notes:
< = less than reporting limit
µg/L = micrograms per liter
HMX = octahydro-1,3,5,7-tetranitro-1,3,5,7-tetrazocine
ID = identification number
J = estimated
LOQ = limit of quantification
MNX = mono-nitroso-RDX
NA = not analyzed
NRL = no reporting limit
Qual = qualifier
RDX = hexahydro-1,3,5-trinitro-1,3,5-triazine
RL = reporting limit
U = nondetect

TABLE E.1.4-1
CORNHUSKER ARMY AMMUNITION PLANT
WELL NW010-EXPLOSIVES

FIELD ID			NW010			NW010			NW010			NW010			NW010			NW010			NW010		
METHOD	Maximum	Detection	SW846 M8330			SW846 M8330			SW846 M8330			SW846 M8330			SW846 M8330			SW846 M8330			SW846 M8330		
COLLECT DATE	Detection	Frequency	None			None			3/15/2006			3/15/2005			3/15/2004			3/17/2003			3/19/2002		
			Result	RL	Qual	Result	RL	Qual	Result	RL	Qual	Result	RL	Qual	Result	RL	Qual	Result	RL	Qual	Result	RL	Qual
EXPLOSIVES (µg/L)																							
1,3,5-Trinitrobenzene	-	0 / 13							<	0.49	U	<	0.48	U	<	0.25	U	<	0.2	U	<	0.38	U
1,3-Dinitrobenzene	-	0 / 12							<	0.49	U	<	0.48	U	<	0.25	U	<	0.2	U	<	0.25	U
2,4,6-Trinitrotoluene	-	0 / 13							<	0.49	U	<	0.48	U	<	0.25	U	<	0.2	U	<	0.32	U
2,4-Dinitrotoluene	-	0 / 13							<	0.49	U	<	0.48	U	<	0.49	U	<	0.38	U	<	0.25	U
2,6-Dinitrotoluene	-	0 / 13	**Abandoned**			**Not Sampled**			<	0.49	U	<	0.48	U	<	0.49	U	<	0.38	U	<	0.98	U
2-Amino-4,6-dinitrotoluene	0.203	1 / 12	**2008**			**in 2007**			<	0.49	U	<	0.48	U	<	0.49	U	<	0.38	U	<	0.40	U
2-Nitrotoluene	-	0 / 9							<	0.49	U	<	0.48	U	<	0.49	U	<	0.38	U	<	0.78	U
3-Nitrotoluene	-	0 / 9							<	0.49	U	<	0.48	U	<	0.49	U	<	0.38	U	<	0.49	U
4-Amino-2,6-dinitrotoluene	-	0 / 9							<	0.49	U	<	0.48	U	<	0.49	U	<	0.38	U	<	0.67	U
4-Nitrotoluene	-	0 / 9							<	0.49	U	<	0.48	U	<	0.78	U	<	0.62	U	<	1.6	U
HMX	-	0 / 12							<	0.49	U	<	0.48	U	<	0.61	U	<	0.48	U	<	1.1	U
MNX	-	0 / 3							<	0.49	U	<	0.48	U	<	0.25	U		NA			NA	
Nitrobenzene	-	0 / 12							<	0.49	U	<	0.48	U	<	0.25	U	<	0.2	U	<	0.44	U
RDX	-	0 / 13							<	0.49	U	<	0.48	U	<	0.25	U	<	0.2	U	<	0.63	U
Tetryl	-	0 / 11							<	0.49	U	<	0.48	U	<	0.49	U	<	0.38	U	<	1.0	U

Notes:
< = less than reporting limit
µg/L = micrograms per liter
HMX = octahydro-1,3,5,7-tetranitro-1,3,5,7-tetrazocine
ID = identification number
J = estimated
LOQ = limit of quantification
MNX = mono-nitroso-RDX
NA = not analyzed
NRL = no reporting limit
Qual = qualifier
RDX = hexahydro-1,3,5-trinitro-1,3,5-triazine
RL = reporting limit
U = nondetect

TABLE E.1.4-1
CORNHUSKER ARMY AMMUNITION PLANT
WELL NW010-EXPLOSIVES

FIELD ID			NW010			NW010			NW010			NW010			NW010			NW010			NW010		
METHOD	Maximum	Detection	SW846 M8330			SW846 M8330			SW846 M8330			UW51			UW33			UW33			UW32		
COLLECT DATE	Detection	Frequency	3/21/2001			3/14/2000			3/24/1999			6/14/1998			7/14/1994			6/11/1994			9/1/1992		
			Result	RL	Qual	Result	RL	Qual	Result	RL	Qual	Result	RL	Qual	Result	RL	Qual	Result	RL	Qual	Result	RL	Qual
EXPLOSIVES (µg/L)																							
1,3,5-Trinitrobenzene	-	0 / 13	<	0.8	U	<	0.8	U	<	0.8	U	<	1.00	U	<	0.425	U	<	0.425	U	<	0.449	U
1,3-Dinitrobenzene	-	0 / 12	<	0.8	U	<	0.8	U	<	0.8	U	<	0.500	U	<	0.549	U		NA		<	0.611	U
2,4,6-Trinitrotoluene	-	0 / 13	<	0.8	U	<	1.5	U	<	0.8	U	<	1.00	U	<	0.451	U	<	0.451	U	<	0.635	U
2,4-Dinitrotoluene	-	0 / 13	<	0.8	U	<	1.1	U	<	0.8	U	<	0.500	U	<	0.26	U	<	0.26	U	<	0.637	U
2,6-Dinitrotoluene	-	0 / 13	<	0.8	U	<	1.1	U	<	0.8	U	<	0.500	U	<	0.26	U	<	0.26	U	<	0.738	U
2-Amino-4,6-dinitrotoluene	0.203	1 / 12	<	0.8	U	<	1	U	<	0.8	U	<	0.500	U	<	0.244	U	<	0.244	U	0.203	NRL	
2-Nitrotoluene	-	0 / 9	<	0.8	U	<	1.1	U	<	0.8	U	<	1.00	U		NA			NA			NA	
3-Nitrotoluene	-	0 / 9	<	0.8	U	<	1.1	U	<	0.8	U	<	1.00	U		NA			NA			NA	
4-Amino-2,6-dinitrotoluene	-	0 / 9	<	0.8	U	<	1	U	<	0.8	U	<	1.00	U		NA			NA			NA	
4-Nitrotoluene	-	0 / 9	<	0.8	U	<	1.1	U	<	0.8	U	<	1.00	U		NA			NA			NA	
HMX	-	0 / 12	<	1	U	<	0.8	U	<	0.8	U	<	0.500	U	<	0.563	U	<	0.563	U	<	1.21	U
MNX	-	0 / 3		NA			NA			NA			NA			NA			NA			NA	
Nitrobenzene	-	0 / 12	<	0.8	U	<	0.8	U	<	0.8	U	<	0.500	U	<	0.817	U	<	0.817	U	<	0.645	U
RDX	-	0 / 13	<	0.8	U	<	0.8	U	<	0.8	U	<	1.00	U	<	0.412	U	<	0.412	U	<	1.17	U
Tetryl	-	0 / 11	<	0.8	U	<	1.3	U	<	0.8	U	<	0.500	U	<	1.180	U	<	1.180	U		NA	

Notes:
< = less than reporting limit
µg/L = micrograms per liter
HMX = octahydro-1,3,5,7-tetranitro-1,3,5,7-tetrazocine
ID = identification number
J = estimated
LOQ = limit of quantification
MNX = mono-nitroso-RDX
NA = not analyzed
NRL = no reporting limit
Qual = qualifier
RDX = hexahydro-1,3,5-trinitro-1,3,5-triazine
RL = reporting limit
U = nondetect

TABLE E.1.4-1
CORNHUSKER ARMY AMMUNITION PLANT
WELL NW010-EXPLOSIVES

FIELD ID			NW010		
METHOD	Maximum	Detection	99		
COLLECT DATE	Detection	Frequency	11/29/1984		
			Result	RL	Qual
EXPLOSIVES (µg/L)					
1,3,5-Trinitrobenzene	-	0 / 13	<	0.1	U
1,3-Dinitrobenzene	-	0 / 12	<	0.1	U
2,4,6-Trinitrotoluene	-	0 / 13	<	0.1	U
2,4-Dinitrotoluene	-	0 / 13	<	0.1	U
2,6-Dinitrotoluene	-	0 / 13	<	0.1	U
2-Amino-4,6-dinitrotoluene	0.203	1 / 12		NA	
2-Nitrotoluene	-	0 / 9		NA	
3-Nitrotoluene	-	0 / 9		NA	
4-Amino-2,6-dinitrotoluene	-	0 / 9		NA	
4-Nitrotoluene	-	0 / 9		NA	
HMX	-	0 / 12		NA	
MNX	-	0 / 3		NA	
Nitrobenzene	-	0 / 12		NA	
RDX	-	0 / 13	<	0.2	U
Tetryl	-	0 / 11		NA	

Notes:
< = less than reporting limit
µg/L = micrograms per liter
HMX = octahydro-1,3,5,7-tetranitro-1,3,5,7-tetrazocine
ID = identification number
J = estimated
LOQ = limit of quantification
MNX = mono-nitroso-RDX
NA = not analyzed
NRL = no reporting limit
Qual = qualifier
RDX = hexahydro-1,3,5-trinitro-1,3,5-triazine
RL = reporting limit
U = nondetect

TABLE E.1.4-2
CORNHUSKER ARMY AMMUNITION PLANT
WELL NW011-EXPLOSIVES

FIELD ID			NW011			NW011			NW011			NW011			NW011			NW011			NW011		
METHOD	Maximum	Detection	SW846 M8330			SW846 M8330			SW846 M8330			SW846 M8330			SW846 M8330			SW846 M8330			SW846 M8330		
COLLECT DATE	Detection	Frequency	None			None			3/15/2006			3/15/2005			3/15/2004			3/17/2003			3/18/2002		
			Result	RL	Qual	Result	RL	Qual	Result	RL	Qual	Result	RL	Qual	Result	RL	Qual	Result	RL	Qual	Result	RL	Qual
EXPLOSIVES (µg/L)																							
1,3,5-Trinitrobenzene	-	0 / 13							<	0.48	U	<	0.48	U	<	0.18	U	<	0.16	U	<	0.47	U
1,3-Dinitrobenzene	-	0 / 13							<	0.48	U	<	0.48	U	<	0.18	U	<	0.16	U	<	0.31	U
2,4,6-Trinitrotoluene	-	0 / 13							<	0.48	U	<	0.48	U	<	0.18	U	<	0.16	U	<	0.39	U
2,4-Dinitrotoluene	14	1 / 13							<	0.48	U	<	0.48	U	<	0.35	U	<	0.31	U	<	0.31	U
2,6-Dinitrotoluene	-	0 / 13	**Abandoned**			**Not Sampled**			<	0.48	U	<	0.48	U	<	0.35	U	<	0.31	U	<	1.2	U
2-Amino-4,6-dinitrotoluene	-	0 / 12	**2008**			**in 2007**			<	0.48	U	<	0.48	U	<	0.35	U	<	0.31	U	<	0.49	U
2-Nitrotoluene	-	0 / 9							<	0.48	U	<	0.48	U	<	0.35	U	<	0.31	U	<	0.96	U
3-Nitrotoluene	-	0 / 9							<	0.48	U	<	0.48	U	<	0.35	U	<	0.31	U	<	0.60	U
4-Amino-2,6-dinitrotoluene	-	0 / 9							<	0.48	U	<	0.48	U	<	0.35	U	<	0.31	U	<	0.82	U
4-Nitrotoluene	-	0 / 9							<	0.48	U	<	0.48	U	<	0.56	U	<	0.5	U	<	2.0	U
HMX	-	0 / 12							<	0.48	U	<	0.48	U	<	0.44	U	<	0.39	U	<	1.3	U
MNX	-	0 / 3							<	0.48	U	<	0.48	U	<	0.18	U		NA			NA	
Nitrobenzene	-	0 / 12							<	0.48	U	<	0.48	U	<	0.18	U	<	0.16	U	<	0.55	U
RDX	7.91	1 / 13							<	0.48	U	<	0.48	U	<	0.18	U	<	0.16	U	<	0.78	U
Tetryl	-	0 / 11							<	0.48	U	<	0.48	U	<	0.35	U	<	0.31	U	<	1.3	U

Notes:
< = less than reporting limit
µg/L = micrograms per liter
HMX = octahydro-1,3,5,7-tetranitro-1,3,5,7-tetrazocine
ID = identification number
J = estimated
LOQ = limit of quantification
MNX = mono-nitroso-RDX
NA = not analyzed
NRL = no reporting limit
Qual = qualifier
RDX = hexahydro-1,3,5-trinitro-1,3,5-triazine
RL = reporting limit
U = nondetect

TABLE E.1.4-2
CORNHUSKER ARMY AMMUNITION PLANT
WELL NW011-EXPLOSIVES

FIELD ID			NW011			NW011			NW011			NW011			NW011			NW011			NW011		
METHOD	Maximum	Detection	SW846 M8330			SW846 M8330			SW846 M8330			UW51			UW33			UW33			UW32		
COLLECT DATE	Detection	Frequency	3/21/2001			3/14/2000			3/24/1999			6/14/1998			7/14/1994			6/11/1994			9/1/1992		
			Result	RL	Qual	Result	RL	Qual	Result	RL	Qual	Result	RL	Qual	Result	RL	Qual	Result	RL	Qual	Result	RL	Qual
EXPLOSIVES (µg/L)																							
1,3,5-Trinitrobenzene	-	0 / 13	<	0.8	U	<	0.8	U	<	0.8	U	<	1.00	U	<	0.425	U	<	0.425	U	<	0.449	U
1,3-Dinitrobenzene	-	0 / 13	<	0.8	U	<	0.8	U	<	0.8	U	<	0.500	U	<	0.549	U	<	0.549	U	<	0.611	U
2,4,6-Trinitrotoluene	-	0 / 13	<	0.8	U	<	1.5	U	<	0.8	U	<	1.00	U	<	0.451	U	<	0.451	U	<	0.635	U
2,4-Dinitrotoluene	14	1 / 13	<	0.8	U	<	1.1	U	<	0.8	U	<	0.500	U	<	0.26	U	<	0.26	U	14	0.064	U
2,6-Dinitrotoluene	-	0 / 13	<	0.8	U	<	1.1	U	<	0.8	U	<	0.500	U	<	0.26	U	<	0.26	U	<	0.074	U
2-Amino-4,6-dinitrotoluene	-	0 / 12	<	0.8	U	<	1	U	<	0.8	U	<	0.500	U	<	0.244	U	<	0.244	U	<	0.158	U
2-Nitrotoluene	-	0 / 9	<	0.8	U	<	1.1	U	<	0.8	U	<	1.00	U		NA			NA			NA	
3-Nitrotoluene	-	0 / 9	<	0.8	U	<	1.1	U	<	0.8	U	<	1.00	U		NA			NA			NA	
4-Amino-2,6-dinitrotoluene	-	0 / 9	<	0.8	U	<	1	U	<	0.8	U	<	1.00	U		NA			NA			NA	
4-Nitrotoluene	-	0 / 9	<	0.8	U	<	1.1	U	<	0.8	U	<	1.00	U		NA			NA			NA	
HMX	-	0 / 12	<	1	U	<	0.8	U	<	0.8	U	<	0.500	U	<	0.563	U	<	0.563	U	<	1.21	U
MNX	-	0 / 3		NA			NA			NA			NA			NA			NA			NA	
Nitrobenzene	-	0 / 12	<	0.8	U	<	0.8	U	<	0.8	U	<	0.500	U	<	0.817	U	<	0.817	U	<	0.645	U
RDX	7.91	1 / 13	<	0.8	U	<	0.8	U	<	0.8	U	<	1.00	U	<	0.412	U	<	0.412	U	<	1.17	U
Tetryl	-	0 / 11	<	0.8	U	<	1.3	U	<	0.8	U	<	0.500	U	<	1.18	U	<	1.18	U		NA	

Notes:
< = less than reporting limit
µg/L = micrograms per liter
HMX = octahydro-1,3,5,7-tetranitro-1,3,5,7-tetrazocine
ID = identification number
J = estimated
LOQ = limit of quantification
MNX = mono-nitroso-RDX
NA = not analyzed
NRL = no reporting limit
Qual = qualifier
RDX = hexahydro-1,3,5-trinitro-1,3,5-triazine
RL = reporting limit
U = nondetect

TABLE E.1.4-2
CORNHUSKER ARMY AMMUNITION PLANT
WELL NW011-EXPLOSIVES

FIELD ID			NW011		
METHOD	Maximum	Detection	99		
COLLECT DATE	Detection	Frequency	11/29/1984		
			Result	RL	Qual
EXPLOSIVES (µg/L)					
1,3,5-Trinitrobenzene	-	0 / 13	<	0.1	U
1,3-Dinitrobenzene	-	0 / 13	<	0.1	U
2,4,6-Trinitrotoluene	-	0 / 13	<	0.1	U
2,4-Dinitrotoluene	14	1 / 13	<	0.1	U
2,6-Dinitrotoluene	-	0 / 13	<	0.1	U
2-Amino-4,6-dinitrotoluene	-	0 / 12		NA	
2-Nitrotoluene	-	0 / 9		NA	
3-Nitrotoluene	-	0 / 9		NA	
4-Amino-2,6-dinitrotoluene	-	0 / 9		NA	
4-Nitrotoluene	-	0 / 9		NA	
HMX	-	0 / 12		NA	
MNX	-	0 / 3		NA	
Nitrobenzene	-	0 / 12		NA	
RDX	7.91	1 / 13	7.91	0.1	
Tetryl	-	0 / 11		NA	

Notes:
< = less than reporting limit
µg/L = micrograms per liter
HMX = octahydro-1,3,5,7-tetranitro-1,3,5,7-tetrazocine
ID = identification number
J = estimated
LOQ = limit of quantification
MNX = mono-nitroso-RDX
NA = not analyzed
NRL = no reporting limit
Qual = qualifier
RDX = hexahydro-1,3,5-trinitro-1,3,5-triazine
RL = reporting limit
U = nondetect

TABLE E.1.4-3
CORNHUSKER ARMY AMMUNITION PLANT
WELL NW020-EXPLOSIVES

FIELD ID			NW020					NW020					NW020					NW020				
METHOD	Maximum	Detection	SW846 M8330					SW846 M8330					SW846 M8330					SW846 M8330				
COLLECT DATE	Detection	Frequency	3/19/2018					3/28/2017					8/5/2016					8/11/2015				
			Result	Qual	DL	LOD	LOQ	Result	Qual	DL	LOD	LOQ	Result	Qual	DL	LOD	LOQ	Result	DL	LOD	LOQ	Qual
EXPLOSIVES (µg/L)																						
1,3,5-Trinitrobenzene	2.3	24 / 31	0.22		0.032	0.1	0.15	0.25		0.032	0.1	0.15	<	0.22	0.44	1.1	U	<	0.21	0.41	1.0	UJ
1,3-Dinitrobenzene	-	0 / 30	<	U	0.051	0.1	0.15	<	U	0.051	0.1	0.15	<	0.096	0.22	0.44	U	<	0.092	0.21	0.41	UJ
2,4,6-Trinitrotoluene	53	31 / 31	0.34		0.051	0.1	0.15	0.33		0.051	0.1	0.15	0.36	0.079	0.22	0.44	J	0.29	0.075	0.21	0.41	J
2,4-Dinitrotoluene	2.4	7 / 31	<	U	0.051	0.1	0.13	<	U	0.051	0.1	0.13	<	0.091	0.22	0.44	U	<	0.087	0.21	0.41	UJ
2,6-Dinitrotoluene	17.7	1 / 31	<	U	0.051	0.1	0.13	<	U	0.051	0.1	0.13	<	0.070	0.22	0.22	U	<	0.067	0.21	0.21	UJ
2-Amino-4,6-dinitrotoluene	13	25 / 27	0.96		0.031	0.1	0.15	1.2		0.031	0.1	0.15	0.85	0.055	0.13	0.22		0.77	0.053	0.12	0.21	J
2-Nitrotoluene	1.1	1 / 23	<	U	0.09	0.21	0.51	<	U	0.09	0.2	0.51	<	0.093	0.22	0.44	U	<	0.089	0.21	0.41	UJ
3-Nitrotoluene	-	0 / 23	<	U	0.058	0.21	0.51	<	U	0.058	0.2	0.51	<	0.091	0.22	0.44	U	<	0.086	0.21	0.41	UJ
4-Amino-2,6-dinitrotoluene	10.8	24 / 24	1.1		0.051	0.1	0.15	0.55		0.051	0.1	0.15	0.35	0.063	0.13	0.22		0.85	0.060	0.12	0.21	J
4-Nitrotoluene	-	0 / 23	<	U	0.09	0.21	0.51	<	U	0.09	0.2	0.51	<	0.22	0.44	1.1	U	<	0.21	0.41	1.0	UJ
HMX	9.54	24 / 27	0.42		0.029	0.1	0.15	0.16		0.037	0.1	0.15	<	0.095	0.22	0.44	U	<	0.091	0.21	0.41	U
MNX	0.15 J	1 / 15	<	U	0.037	0.1	0.51	<	U	0.029	0.1	0.51	<	0.39	0.39	2.2	U	<	0.37	0.37	2.1	U
Nitrobenzene	-	0 / 27	<	U	0.051	0.1	0.15	<	U	0.051	0.1	0.15	<	0.099	0.22	0.44	U	<	0.094	0.21	0.41	UJ
RDX	43	30 / 31	0.33		0.037	0.1	0.15	0.17		0.037	0.1	0.15	<	0.057	0.13	0.22	U	0.31	0.054	0.12	0.21	J
Tetryl	-	0 / 26	<	U	0.051	0.1	0.15	<	U	0.051	0.1	0.15	<	0.086	0.22	0.26	U	<	0.082	0.21	0.25	UJ

Notes:
< = less than reporting limit
µg/L = micrograms per liter
HMX = octahydro-1,3,5,7-tetranitro-1,3,5,7-tetrazocine
ID = identification number
J = estimated
LOQ = limit of quantification
MNX = mono-nitroso-RDX
NA = not analyzed
NRL = no reporting limit
Qual = qualifier
RDX = hexahydro-1,3,5-trinitro-1,3,5-triazine
RL = reporting limit
U = nondetect

TABLE E.1.4-3
CORNHUSKER ARMY AMMUNITION PLANT
WELL NW020-EXPLOSIVES

FIELD ID			NW020			NW020			NW020			NW020			NW020			NW020			NW020		
METHOD	Maximum	Detection	SW846 M8330			SW846 M8330			SW846 M8330			SW846 M8330			SW846 M8330			SW846 M8330			SW846 M8330		
COLLECT DATE	Detection	Frequency	8/13/2014			3/20/2013			3/8/2012			3/8/2011			3/9/2010			3/10/2009			3/10/2008		
			Result	LOQ	Qual	Result	RL	Qual	Result	RL	Qual	Result	RL	Qual	Result	RL	Qual	Result	RL	Qual	Result	RL	Qual
EXPLOSIVES (µg/L)																							
1,3,5-Trinitrobenzene	2.3	24 / 31	0.32	1	J	0.5	0.8	J	0.38	0.8	J	0.37	0.8	J	0.28	1	J	<	0.49	U	0.74	0.49	
1,3-Dinitrobenzene	-	0 / 30	<	0.41	U	<	0.8	U	<	0.8	U	<	0.8	U	<	0.41	U	<	0.49	U	<	0.49	U
2,4,6-Trinitrotoluene	53	31 / 31	0.41	0.41		0.7	0.8	J	0.88	0.8		1.1	0.8		1.7	0.41		3.1	0.49		4.1	0.49	
2,4-Dinitrotoluene	2.4	7 / 31	<	0.41	U	<	0.8	U	<	0.8	U	<	0.8	U	<	0.41	U	<	0.49	U	<	0.49	U
2,6-Dinitrotoluene	17.7	1 / 31	<	0.21	U	<	0.8	U	<	0.8	U	<	0.8	U	<	0.21	U	<	0.49	U	<	0.49	U
2-Amino-4,6-dinitrotoluene	13	25 / 27	1.1	0.21	J	1	0.8	J	1.2	0.8		1.4	0.8		3.2	0.21		2.9	0.49		2.7	0.49	
2-Nitrotoluene	1.1	1 / 23	<	0.41	U	<	0.8	U	<	0.8	U	<	0.8	U	<	0.41	U	<	0.49	U	<	0.49	U
3-Nitrotoluene	-	0 / 23	<	0.41	U	<	0.8	U	<	0.8	U	<	0.8	U	<	0.41	U	<	0.49	U	<	0.49	U
4-Amino-2,6-dinitrotoluene	10.8	24 / 24	0.77	0.21		1.5	1.4	J	1.7	1.4		1.1	0.8		1.3	0.21	J	3.2	0.49		2.8	0.49	
4-Nitrotoluene	-	0 / 23	<	1	U	<	0.8	U	<	0.8	U	<	0.8	U	<	1	U	<	0.49	U	<	0.49	U
HMX	9.54	24 / 27	<	0.41	U	0.42	0.8	J	0.78	0.8	J	0.65	0.8	J	0.93	0.41		1.5	0.49		1.9	0.49	
MNX	0.15 J	1 / 15	<	2.1	U	<	0.8	U	<	0.8	U	<	0.8	U	<	2.1	U	<	0.49	U	<	0.49	U
Nitrobenzene	-	0 / 27	<	0.41	U	<	0.8	U	<	0.8	U	<	0.8	U	<	0.41	U	<	0.49	U	<	0.49	U
RDX	43	30 / 31	0.29	0.21	J	1.6	0.8	J	2.2	0.8		2.4	0.8		1.7	0.21		3.3	0.49		3.2	0.49	
Tetryl	-	0 / 26	<	0.25	UJ	<	1.6	U	<	0.8	U	<	0.8	U	<	0.25	U	<	0.49	U	<	0.49	U

Notes:
< = less than reporting limit
µg/L = micrograms per liter
HMX = octahydro-1,3,5,7-tetranitro-1,3,5,7-tetrazocine
ID = identification number
J = estimated
LOQ = limit of quantification
MNX = mono-nitroso-RDX
NA = not analyzed
NRL = no reporting limit
Qual = qualifier
RDX = hexahydro-1,3,5-trinitro-1,3,5-triazine
RL = reporting limit
U = nondetect

TABLE E.1.4-3
CORNHUSKER ARMY AMMUNITION PLANT
WELL NW020-EXPLOSIVES

FIELD ID			NW020			NW020			NW020			NW020			NW020			NW020			NW020		
METHOD	Maximum	Detection	SW846 M8330			SW846 M8330			SW846 M8330			SW846 M8330			SW846 M8330			SW846 M8330			SW846 M8330		
COLLECT DATE	Detection	Frequency	3/19/2007			3/14/2006			3/14/2005			3/15/2004			3/17/2003			3/19/2002			3/21/2001		
			Result	RL	Qual	Result	RL	Qual	Result	RL	Qual	Result	RL	Qual	Result	RL	Qual	Result	RL	Qual	Result	RL	Qual
EXPLOSIVES (µg/L)																							
1,3,5-Trinitrobenzene	2.3	24 / 31	1	0.48		1.1	0.48		0.86	0.48		1.4	0.2		<	0.18	U	1.2	0.38		0.63	0.8	J
1,3-Dinitrobenzene	-	0 / 30	<	0.48	U	<	0.48	U	<	0.48	U	<	0.2	U	<	0.18	U	<	0.25	U	<	0.8	U
2,4,6-Trinitrotoluene	53	31 / 31	3.3	0.48		5	0.48		5.8	0.48		6.8	0.2		11	1.8		13	1.6		19	1.6	
2,4-Dinitrotoluene	2.4	7 / 31	<	0.48	U	<	0.48	U	<	0.48	U	0.17	0.39	J	<	0.35	U	<	0.25	U	<	0.8	U
2,6-Dinitrotoluene	17.7	1 / 31	<	0.48	U	<	0.48	U	<	0.48	U	<	0.39	U	<	0.35	U	<	0.97	U	<	0.8	U
2-Amino-4,6-dinitrotoluene	13	25 / 27	3.6	0.48		2.9	0.48		2	0.48	P	2.4	0.39		2.6	0.35		4.5	0.39		5.5	0.8	
2-Nitrotoluene	1.1	1 / 23	<	0.48	U	<	0.48	U	<	0.48	U	<	0.39	U	<	0.35	U	<	0.77	U	1.1	0.8	
3-Nitrotoluene	-	0 / 23	<	0.48	U	<	0.48	U	<	0.48	U	<	0.39	U	<	0.35	U	<	0.49	U	<	0.8	U
4-Amino-2,6-dinitrotoluene	10.8	24 / 24	3.1	0.48		3.6	0.48		2.3	0.48		2.2	0.39		3	0.35		3.1	0.66		4.2	0.8	
4-Nitrotoluene	-	0 / 23	<	0.48	U	<	0.48	U	<	0.48	U	<	0.62	U	<	0.56	U	<	1.6	U	<	0.8	U
HMX	9.54	24 / 27	2.3	0.48		3.8	0.48	J	2.9	0.48		2.3	0.49		2.1	0.44		2.8	1.1		2.3	1	
MNX	0.15 J	1 / 15	<	0.48	U	<	0.48	U	<	0.48	U	0.15	0.2	J		NA			NA			NA	
Nitrobenzene	-	0 / 27	<	0.48	U	<	0.48	U	<	0.48	U	<	0.2	U	<	0.18	U	<	0.44	U	<	0.8	U
RDX	43	30 / 31	2.9	0.48		4.3	0.48		6.2	0.48		7.1	0.2		7.1	0.18		9.5	0.63		8.3	0.8	
Tetryl	-	0 / 26	<	0.48	U	<	0.48	U	<	0.48	U	<	0.39	U	<	0.35	U	<	1.0	U	<	0.8	U

Notes:
< = less than reporting limit
µg/L = micrograms per liter
HMX = octahydro-1,3,5,7-tetranitro-1,3,5,7-tetrazocine
ID = identification number
J = estimated
LOQ = limit of quantification
MNX = mono-nitroso-RDX
NA = not analyzed
NRL = no reporting limit
Qual = qualifier
RDX = hexahydro-1,3,5-trinitro-1,3,5-triazine
RL = reporting limit
U = nondetect

TABLE E.1.4-3
CORNHUSKER ARMY AMMUNITION PLANT
WELL NW020-EXPLOSIVES

FIELD ID			NW020			NW020			NW020			NW020			NW020			NW020			NW020		
METHOD	Maximum	Detection	SW846 M8330			SW846 M8330			UW51			UW51			UW51			UW33			UW33		
COLLECT DATE	Detection	Frequency	3/14/2000			3/25/1999			6/16/1998			10/2/1997			12/9/1996			7/17/1994			6/14/1994		
			Result	RL	Qual	Result	RL	Qual	Result	RL	Qual	Result	RL	Qual	Result	RL	Qual	Result	RL	Qual	Result	RL	Qual
EXPLOSIVES (µg/L)																							
1,3,5-Trinitrobenzene	2.3	24 / 31	0.77	0.8	J	0.793	0.8	J	<	1.00	U	1.21	0.125		1.20	0.125		1.54	NRL		1.23	NRL	
1,3-Dinitrobenzene	-	0 / 30	<	0.8	U	<	0.8	U	<	0.500	U	<	0.989	U	<	0.989	U	<	0.549	U	<	0.549	U
2,4,6-Trinitrotoluene	53	31 / 31	25	30	J	34.9	4.0		22.3	1.00		22.8	0.29		30.0	0.29		23.0	NRL		25.0	NRL	
2,4-Dinitrotoluene	2.4	7 / 31	<	1.1	U	<	0.8	U	<	0.500	U	0.753	0.233		0.78	0.233		0.311	NRL		<	0.26	U
2,6-Dinitrotoluene	17.7	1 / 31	<	1.1	U	<	0.8	U	<	0.500	U	<	0.2	U	<	0.2	U	<	0.26	U	<	0.26	U
2-Amino-4,6-dinitrotoluene	13	25 / 27	8.9	1		9.15	0.8	J	7.96	0.500		10.4	0.173		13.0	0.173		12	NRL		<	0.954	U
2-Nitrotoluene	1.1	1 / 23	<	1.1	U	<	0.8	U	<	1.00	U	<	0.319	U	<	0.319	U		NA			NA	
3-Nitrotoluene	-	0 / 23	<	1.1	U	<	0.8	U	<	1.00	U	<	0.514	U	<	0.514	U		NA			NA	
4-Amino-2,6-dinitrotoluene	10.8	24 / 24	6.4	1		6.26	0.8		5.85	1.00		7.15	0.309		8.00	0.309			NA		10.8	NRL	
4-Nitrotoluene	-	0 / 23	<	1.1	U	<	0.8	U	<	1.00	U	<	0.368	U	<	0.368	U		NA			NA	
HMX	9.54	24 / 27	3.6	0.8		3.8	0.8		4.25	0.500		4.07	0.16		4.80	0.16		9.54	NRL		7.63	NRL	
MNX	0.15 J	1 / 15		NA			NA			NA			NA			NA			NA			NA	
Nitrobenzene	-	0 / 27	<	0.8	U	<	0.8	U	<	0.500	U	<	0.231	U	<	0.231	U	<	0.817	U	<	0.817	U
RDX	43	30 / 31	12	0.8		12.4	0.8		10.7	1.00		10.1	0.558		12.0	0.558		26.0	NRL		24.0	NRL	
Tetryl	-	0 / 26	<	1.3	U	<	0.8	U	<	0.500	U	<	0.253	U	<	0.253	U	<	1.18	U	<	12	U

Notes:
< = less than reporting limit
µg/L = micrograms per liter
HMX = octahydro-1,3,5,7-tetranitro-1,3,5,7-tetrazocine
ID = identification number
J = estimated
LOQ = limit of quantification
MNX = mono-nitroso-RDX
NA = not analyzed
NRL = no reporting limit
Qual = qualifier
RDX = hexahydro-1,3,5-trinitro-1,3,5-triazine
RL = reporting limit
U = nondetect

TABLE E.1.4-3
CORNHUSKER ARMY AMMUNITION PLANT
WELL NW020-EXPLOSIVES

FIELD ID			NW020			NW020			NW020			NW020			NW020			NW020		
METHOD	Maximum	Detection	UW32			UW25			D1			99			99			99		
COLLECT DATE	Detection	Frequency	8/26/1992			5/31/1991			9/10/1985			4/16/1985			3/15/1985			11/29/1984		
			Result	RL	Qual	Result	RL	Qual	Result	RL	Qual	Result	RL	Qual	Result	RL	Qual	Result	RL	Qual
EXPLOSIVES (µg/L)																				
1,3,5-Trinitrobenzene	2.3	24 / 31	0.839	NRL		0.382	NRL		<	1.4	U	2.3	NRL		1.2	NRL		<	0.1	U
1,3-Dinitrobenzene	-	0 / 30	<	0.611	U	<	0.458	U		NA		<	0.1	U	<	0.1	U	<	0.1	U
2,4,6-Trinitrotoluene	53	31 / 31	25.5	NRL		10.1	NRL		53	NRL		44	NRL		32	NRL		13	NRL	
2,4-Dinitrotoluene	2.4	7 / 31	0.106	NRL		<	4	U	<	0.56	U	2.4	NRL		1.5	NRL		<	0.1	U
2,6-Dinitrotoluene	17.7	1 / 31	<	0.074	U	17.7	NRL		<	1.2	U	<	0.1	U	<	0.1	U	<	0.1	U
2-Amino-4,6-dinitrotoluene	13	25 / 27	10.5	NRL		<	9.9	U		NA			NA			NA			NA	
2-Nitrotoluene	1.1	1 / 23		NA			NA			NA			NA			NA			NA	
3-Nitrotoluene	-	0 / 23		NA			NA			NA			NA			NA			NA	
4-Amino-2,6-dinitrotoluene	10.8	24 / 24		NA			NA			NA			NA			NA			NA	
4-Nitrotoluene	-	0 / 23		NA			NA			NA			NA			NA			NA	
HMX	9.54	24 / 27	6.74	NRL		5.97	NRL			NA			NA			NA			NA	
MNX	0.15 J	1 / 15		NA			NA			NA			NA			NA			NA	
Nitrobenzene	-	0 / 27	<	0.645	U	<	0.682	U		NA			NA			NA			NA	
RDX	43	30 / 31	25.4	NRL		28	NRL		41.7	NRL		43	NRL		30	NRL		17	NRL	
Tetryl	-	0 / 26		NA		<	0.631	U		NA			NA			NA			NA	

Notes:
< = less than reporting limit
µg/L = micrograms per liter
HMX = octahydro-1,3,5,7-tetranitro-1,3,5,7-tetrazocine
ID = identification number
J = estimated
LOQ = limit of quantification
MNX = mono-nitroso-RDX
NA = not analyzed
NRL = no reporting limit
Qual = qualifier
RDX = hexahydro-1,3,5-trinitro-1,3,5-triazine
RL = reporting limit
U = nondetect

TABLE E.1.4-4
CORNHUSKER ARMY AMMUNITION PLANT
WELL NW021-EXPLOSIVES

FIELD ID			NW021					NW021					NW021					NW021				
METHOD	Maximum	Detection	SW846 M8330					SW846 M8330					SW846 M8330					SW846 M8330				
COLLECT DATE	Detection	Frequency	3/19/2018					3/28/2017					8/5/2016					8/11/2015				
			Result	Qual	DL	LOD	LOQ	Result	Qual	DL	LOD	LOQ	Result	DL	LOD	LOQ	Qual	Result	DL	LOD	LOQ	Qual
EXPLOSIVES (µg/L)																						
1,3,5-Trinitrobenzene	2.5	8 / 31	<	U	0.031	0.1	0.15	<	U	0.033	0.11	0.16	<	0.22	0.43	1.1	U	<	0.21	0.43	1.1	UJ
1,3-Dinitrobenzene	-	0 / 30	<	U	0.051	0.1	0.15	<	U	0.053	0.11	0.16	<	0.096	0.22	0.43	U	<	0.095	0.21	0.43	UJ
2,4,6-Trinitrotoluene	27.4	18 / 31	0.078	J	0.051	0.1	0.15	<	U	0.053	0.11	0.16	<	0.078	0.22	0.43	U	<	0.078	0.21	0.43	UJ
2,4-Dinitrotoluene	2.5	8 / 31	<	U	0.051	0.1	0.13	<	U	0.053	0.11	0.14	<	0.090	0.22	0.43	U	<	0.090	0.21	0.43	UJ
2,6-Dinitrotoluene	-	0 / 31	<	U	0.051	0.1	0.13	<	U	0.053	0.11	0.14	<	0.069	0.22	0.22	U	<	0.069	0.21	0.21	UJ
2-Amino-4,6-dinitrotoluene	9.5	25 / 27	3.3		0.03	0.1	0.15	3.5		0.032	0.11	0.16	4.3	0.055	0.13	0.22		2.3	0.054	0.13	0.21	J
2-Nitrotoluene	0.34 J	1 / 23	<	U	0.089	0.2	0.51	<	U	0.093	0.21	0.53	<	0.092	0.22	0.43	U	<	0.092	0.21	0.43	UJ
3-Nitrotoluene	-	0 / 23	<	U	0.058	0.2	0.51	<	U	0.06	0.21	0.53	<	0.090	0.22	0.43	U	<	0.090	0.21	0.43	UJ
4-Amino-2,6-dinitrotoluene	6.2	22 / 23	1.5		0.051	0.1	0.15	1.9		0.053	0.11	0.16	2.0	0.062	0.13	0.22		1.5	0.062	0.13	0.21	J
4-Nitrotoluene	-	0 / 23	<	U	0.089	0.2	0.51	<	U	0.093	0.21	0.53	<	0.22	0.43	1.1	U	<	0.21	0.43	1.1	UJ
HMX	10.2	24 / 27	0.29		0.028	0.1	0.15	0.39		0.038	0.11	0.16	<	0.094	0.22	0.43	U	<	0.094	0.21	0.43	U
MNX	0.26 J	2 / 15	<	U	0.036	0.1	0.51	<	U	0.03	0.11	0.53	<	0.39	0.39	2.2	U	<	0.38	0.38	2.1	UJ
Nitrobenzene	0.64 J	1 / 27	<	U	0.051	0.1	0.15	<	U	0.053	0.11	0.16	<	0.098	0.22	0.43	U	<	0.098	0.21	0.43	UJ
RDX	30	31 / 31	0.21	J	0.036	0.1	0.15	0.24		0.038	0.11	0.16	0.35	0.056	0.13	0.22		0.22	0.056	0.13	0.21	J
Tetryl	4.7	1 / 26	<	U	0.051	0.1	0.15	<	U	0.053	0.11	0.16	4.7	0.085	0.22	0.26		<	0.085	0.21	0.26	UJ

Notes:
< = less than reporting limit
µg/L = micrograms per liter
HMX = octahydro-1,3,5,7-tetranitro-1,3,5,7-tetrazocine
ID = identification number
J = estimated
LOQ = limit of quantification
MNX = mono-nitroso-RDX
NA = not analyzed
NRL = no reporting limit
Qual = qualifier
RDX = hexahydro-1,3,5-trinitro-1,3,5-triazine
RL = reporting limit
U = nondetect

TABLE E.1.4-4
CORNHUSKER ARMY AMMUNITION PLANT
WELL NW021-EXPLOSIVES

FIELD ID			NW021			NW021			NW021			NW021			NW021			NW021			NW021		
METHOD	Maximum	Detection	SW846 M8330			SW846 M8330			SW846 M8330			SW846 M8330			SW846 M8330			SW846 M8330			SW846 M8330		
COLLECT DATE	Detection	Frequency	8/14/2014			3/20/2013			3/6/2012			3/8/2011			3/9/2010			3/10/2009			3/10/2008		
			Result	LOQ	Qual	Result	RL	Qual	Result	RL	Qual	Result	RL	Qual	Result	RL	Qual	Result	RL	Qual	Result	RL	Qual
EXPLOSIVES (µg/L)																							
1,3,5-Trinitrobenzene	2.5	8 / 31	<	1	U	<	0.8	U	<	0.8	U	<	0.8	U	<	1	U	<	0.48	U	<	0.48	U
1,3-Dinitrobenzene	-	0 / 30	<	0.42	U	<	0.8	U	<	0.8	U	<	0.8	U	<	0.41	U	<	0.48	U	<	0.48	U
2,4,6-Trinitrotoluene	27.4	18 / 31	<	0.42	U	<	0.8	U	<	0.8	U	<	0.8	U	0.19	0.41	J	<	0.48	U	<	0.48	U
2,4-Dinitrotoluene	2.5	8 / 31	<	0.42	U	<	0.8	U	<	0.8	U	<	0.8	U	<	0.41	U	<	0.48	U	<	0.48	U
2,6-Dinitrotoluene	-	0 / 31	<	0.21	U	<	0.8	U	<	0.8	U	<	0.8	U	<	0.21	U	<	0.48	U	<	0.48	U
2-Amino-4,6-dinitrotoluene	9.5	25 / 27	5.5	0.21		6.5	0.8		5.9	0.8		7.3	0.8		8.9	0.21		7.6	0.48		9.3	0.48	
2-Nitrotoluene	0.34 J	1 / 23	<	0.42	U	<	0.8	U	<	0.8	U	<	0.8	U	<	0.41	U	<	0.48	U	<	0.48	U
3-Nitrotoluene	-	0 / 23	<	0.42	U	<	0.8	U	<	0.8	U	<	0.8	U	<	0.41	U	<	0.48	U	<	0.48	U
4-Amino-2,6-dinitrotoluene	6.2	22 / 23	3.7	0.21		3.6	1.4		3	1.4		3.2	0.8		3.4	0.21		4.2	0.48		6.2	0.48	
4-Nitrotoluene	-	0 / 23	<	1	U	<	0.8	U	<	0.8	U	<	0.8	U	<	1	U	<	0.48	U	<	0.48	U
HMX	10.2	24 / 27	0.79	0.42	J	1.3	0.8		2	0.8	J	1.3	0.8		1.5	0.41		3.1	0.48		2.1	0.48	
MNX	0.26 J	2 / 15	<	2.1	U	<	0.8	U	<	0.8	U	<	0.8	U	<	2.1	U	<	0.48	U	<	0.48	U
Nitrobenzene	0.64 J	1 / 27	<	0.42	U	<	0.8	U	<	0.8	U	<	0.8	U	<	0.41	U	<	0.48	U	<	0.48	U
RDX	30	31 / 31	0.5	0.21	J	0.95	0.8		1.3	0.8	J	1.5	0.8		1.9	0.21		2.6	0.48		4.3	0.48	
Tetryl	4.7	1 / 26	<	0.25	UJ	<	1.6	U	<	0.8	U	<	0.8	U	<	0.25	U	<	0.48	U	<	0.48	U

Notes:
< = less than reporting limit
µg/L = micrograms per liter
HMX = octahydro-1,3,5,7-tetranitro-1,3,5,7-tetrazocine
ID = identification number
J = estimated
LOQ = limit of quantification
MNX = mono-nitroso-RDX
NA = not analyzed
NRL = no reporting limit
Qual = qualifier
RDX = hexahydro-1,3,5-trinitro-1,3,5-triazine
RL = reporting limit
U = nondetect

TABLE E.1.4-4
CORNHUSKER ARMY AMMUNITION PLANT
WELL NW021-EXPLOSIVES

FIELD ID			NW021			NW021			NW021			NW021			NW021			NW021			NW021		
METHOD	Maximum	Detection	SW846 M8330			SW846 M8330			SW846 M8330			SW846 M8330			SW846 M8330			SW846 M8330			SW846 M8330		
COLLECT DATE	Detection	Frequency	3/9/2007			3/14/2006			3/14/2005			3/15/2004			3/17/2003			3/19/2002			3/21/2001		
			Result	RL	Qual	Result	RL	Qual	Result	RL	Qual	Result	RL	Qual	Result	RL	Qual	Result	RL	Qual	Result	RL	Qual
EXPLOSIVES (µg/L)																							
1,3,5-Trinitrobenzene	2.5	8 / 31	<	0.5	U	<	0.48	U	<	0.48	U	<	0.18	U	<	0.19	U	<	0.24	U	<	0.8	U
1,3-Dinitrobenzene	-	0 / 30	<	0.5	U	<	0.48	U	<	0.48	U	<	0.18	U	<	0.19	U	<	0.16	U	<	0.8	U
2,4,6-Trinitrotoluene	27.4	18 / 31	<	0.5	U	<	0.48	U	<	0.48	U	<	0.18	U	0.11	0.19	J	0.31	0.20		2.8	0.8	
2,4-Dinitrotoluene	2.5	8 / 31	<	0.5	U	<	0.48	U	<	0.48	U	<	0.35	U	<	0.36	U	<	0.16	U	<	0.8	U
2,6-Dinitrotoluene	-	0 / 31	<	0.5	U	<	0.48	U	<	0.48	U	<	0.35	U	<	0.36	U	<	0.62	U	<	0.8	U
2-Amino-4,6-dinitrotoluene	9.5	25 / 27	9.5	0.5		8.6	0.48		3.8	0.48	P	4.6	0.35		1.3	0.36		1.1	0.25		1.7	0.8	
2-Nitrotoluene	0.34 J	1 / 23	<	0.5	U	<	0.48	U	<	0.48	U	<	0.35	U	<	0.36	U	<	0.49	U	0.34	0.8	J
3-Nitrotoluene	-	0 / 23	<	0.5	U	<	0.48	U	<	0.48	U	<	0.35	U	<	0.36	U	<	0.31	U	<	0.8	U
4-Amino-2,6-dinitrotoluene	6.2	22 / 23	4.6	0.5		6.2	0.48		3.5	0.48		3.6	0.35		1.7	0.36		1.6	0.42		1.4	0.8	
4-Nitrotoluene	-	0 / 23	<	0.5	U	<	0.48	U	<	0.48	U	<	0.56	U	<	0.58	U	<	1.0	U	<	0.8	U
HMX	10.2	24 / 27	2.1	0.5		2.9	0.48	J	2	0.48		2	0.44		1.5	0.46		1.9	0.68		2.2	1	
MNX	0.26 J	2 / 15	<	0.5	U	<	0.48	U	0.26	0.48	J	0.23	0.18			NA			NA			NA	
Nitrobenzene	0.64 J	1 / 27	<	0.5	U	<	0.48	U	<	0.48	U	<	0.18	U	<	0.19	U	<	0.28	U	<	0.8	U
RDX	30	31 / 31	4.3	0.5		6.3	0.48		5.7	0.48		4.6	0.18		2	0.19		3.7	0.40		7.1	0.8	
Tetryl	4.7	1 / 26	<	0.5	U	<	0.48	U	<	0.48	U	<	0.35	U	<	0.36	U	<	0.66	U	<	0.8	U

Notes:
< = less than reporting limit
µg/L = micrograms per liter
HMX = octahydro-1,3,5,7-tetranitro-1,3,5,7-tetrazocine
ID = identification number
J = estimated
LOQ = limit of quantification
MNX = mono-nitroso-RDX
NA = not analyzed
NRL = no reporting limit
Qual = qualifier
RDX = hexahydro-1,3,5-trinitro-1,3,5-triazine
RL = reporting limit
U = nondetect

TABLE E.1.4-4
CORNHUSKER ARMY AMMUNITION PLANT
WELL NW021-EXPLOSIVES

FIELD ID			NW021			NW021			NW021			NW021			NW021			NW021			NW021		
METHOD	Maximum	Detection	SW846 M8330			SW846 M8330			UW51			UW51			UW51			UW33			UW33		
COLLECT DATE	Detection	Frequency	3/14/2000			3/25/1999			6/16/1998			10/2/1997			12/9/1996			7/17/1994			6/14/1994		
			Result	RL	Qual	Result	RL	Qual	Result	RL	Qual	Result	RL	Qual	Result	RL	Qual	Result	RL	Qual	Result	RL	Qual
EXPLOSIVES (µg/L)																							
1,3,5-Trinitrobenzene	2.5	8 / 31	0.38	0.8	J	<	0.8	U	<	1.00	U	0.606	0.125		0.41	0.125		0.436	NRL		0.673	NRL	
1,3-Dinitrobenzene	-	0 / 30	<	0.8	U	<	0.8	U	<	0.500	U	<	0.989	U	<	0.989	U	<	0.549	U	<	0.549	U
2,4,6-Trinitrotoluene	27.4	18 / 31	3.1	1.5		4.78	0.8		1.71	1.00		3.21	0.29		3.8	0.29		3.09	NRL		3.04	NRL	
2,4-Dinitrotoluene	2.5	8 / 31	<	1.1	U	<	0.8	U	<	0.500	U	0.33	0.233		0.24	0.233		<	0.26	U	0.345	NRL	
2,6-Dinitrotoluene	-	0 / 31	<	1.1	U	<	0.8	U	<	0.500	U	<	0.2	U	<	0.2	U	<	0.26	U	<	0.26	U
2-Amino-4,6-dinitrotoluene	9.5	25 / 27	1.9	1		4.6	0.8	J	1.80	0.500	U	3.28	0.173		<	0.173	U	4.25	NRL		3.71	NRL	
2-Nitrotoluene	0.34 J	1 / 23	<	1.1	U	<	0.8	U	<	1.00	U	<	0.319	U	<	0.319	U		NA			NA	
3-Nitrotoluene	-	0 / 23	<	1.1	U	<	0.8	U	<	1.00	U	<	0.514	U	<	0.514	U		NA			NA	
4-Amino-2,6-dinitrotoluene	6.2	22 / 23	1.1	1		1.65	0.8		<	1.00	U	1.92	0.309		1.6	0.309			NA			NA	
4-Nitrotoluene	-	0 / 23	<	1.1	U	<	0.8	U	<	1.00	U	<	0.368	U	<	0.368	U		NA			NA	
HMX	10.2	24 / 27	2.7	0.8		3.02	0.8		2.91	0.500		2.41	0.16		<	0.16	U	5.36	NRL		4.26	NRL	
MNX	0.26 J	2 / 15		NA			NA			NA			NA			NA			NA			NA	
Nitrobenzene	0.64 J	1 / 27	0.64	0.8	J	<	0.8	U	<	0.500	U	<	0.231	U	<	0.231	U	<	0.817	U	<	0.817	U
RDX	30	31 / 31	5	0.8		6.09	0.8		3.44	1.00		4.02	0.558		4.6	0.558		5.66	NRL		4.34	NRL	
Tetryl	4.7	1 / 26	<	1.3	U	<	0.8	U	<	0.500	U	<	0.253	U	<	0.253	U	<	1.18	U	<	1.18	U

Notes:
< = less than reporting limit
µg/L = micrograms per liter
HMX = octahydro-1,3,5,7-tetranitro-1,3,5,7-tetrazocine
ID = identification number
J = estimated
LOQ = limit of quantification
MNX = mono-nitroso-RDX
NA = not analyzed
NRL = no reporting limit
Qual = qualifier
RDX = hexahydro-1,3,5-trinitro-1,3,5-triazine
RL = reporting limit
U = nondetect

TABLE E.1.4-4
CORNHUSKER ARMY AMMUNITION PLANT
WELL NW021-EXPLOSIVES

FIELD ID			NW021			NW021			NW021			NW021			NW021			NW021		
METHOD	Maximum	Detection	UW32			UW25			D1			99			99			99		
COLLECT DATE	Detection	Frequency	8/26/1992			6/2/1991			9/10/1985			4/16/1985			3/15/1985			11/29/1984		
			Result	RL	Qual	Result	RL	Qual	Result	RL	Qual	Result	RL	Qual	Result	RL	Qual	Result	RL	Qual
EXPLOSIVES (µg/L)																				
1,3,5-Trinitrobenzene	2.5	8 / 31	<	0.449	U	<	0.21	U	<	1.4	U	2.5	NRL		0.9	NRL		0.6	NRL	
1,3-Dinitrobenzene	-	0 / 30	<	0.611	U	<	0.458	U		NA		<	0.1	U	<	0.1	U	<	0.1	U
2,4,6-Trinitrotoluene	27.4	18 / 31	3.82	NRL		1.6	NRL		27.4	NRL		19	NRL		10	NRL		11	NRL	
2,4-Dinitrotoluene	2.5	8 / 31	0.34	NRL		<	0.397	U	0.722	NRL		2.5	NRL		1.3	NRL		0.5	NRL	
2,6-Dinitrotoluene	-	0 / 31	<	0.074	U	<	3.18	U	<	1.2	U	<	0.1	U	<	0.1	U	<	0.1	U
2-Amino-4,6-dinitrotoluene	9.5	25 / 27	6.87	NRL		<	4.21	U		NA			NA			NA			NA	
2-Nitrotoluene	0.34 J	1 / 23		NA			NA			NA			NA			NA			NA	
3-Nitrotoluene	-	0 / 23		NA			NA			NA			NA			NA			NA	
4-Amino-2,6-dinitrotoluene	6.2	22 / 23		NA			NA			NA			NA			NA			NA	
4-Nitrotoluene	-	0 / 23		NA			NA			NA			NA			NA			NA	
HMX	10.2	24 / 27	10.2	NRL		4.07	NRL			NA			NA			NA			NA	
MNX	0.26 J	2 / 15		NA			NA			NA			NA			NA			NA	
Nitrobenzene	0.64 J	1 / 27	<	0.645	U	<	1.29	U		NA			NA			NA			NA	
RDX	30	31 / 31	5.43	NRL		4.01	NRL		26	NRL		30	NRL		19	NRL		21	NRL	
Tetryl	4.7	1 / 26		NA		<	0.631	U		NA			NA			NA			NA	

Notes:
< = less than reporting limit
µg/L = micrograms per liter
HMX = octahydro-1,3,5,7-tetranitro-1,3,5,7-tetrazocine
ID = identification number
J = estimated
LOQ = limit of quantification
MNX = mono-nitroso-RDX
NA = not analyzed
NRL = no reporting limit
Qual = qualifier
RDX = hexahydro-1,3,5-trinitro-1,3,5-triazine
RL = reporting limit
U = nondetect

TABLE E.1.4-5
CORNHUSKER ARMY AMMUNITION PLANT
WELL NW022-EXPLOSIVES

FIELD ID			NW022					NW022					NW022					NW022				
METHOD	Maximum	Detection	SW846 M8330					SW846 M8330					SW846 M8330					SW846 M8330				
COLLECT DATE	Detection	Frequency	3/19/2018					3/28/2017					8/5/2016					8/11/2015				
			Result	Qual	DL	LOD	LOQ	Result	Qual	DL	LOD	LOQ	Result	DL	LOD	LOQ	Qual	Result	DL	LOD	LOQ	Qual
EXPLOSIVES (µg/L)																						
1,3,5-Trinitrobenzene	-	0 / 30	<	U	0.032	0.1	0.15	<	U	0.032	0.1	0.15	<	0.22	0.45	1.1	U	<	0.20	0.43	1.0	UJ
1,3-Dinitrobenzene	-	0 / 29	<	U	0.051	0.1	0.15	<	U	0.052	0.1	0.15	<	0.099	0.22	0.45	U	<	0.089	0.21	0.40	UJ
2,4,6-Trinitrotoluene	6.1	1 / 30	<	U	0.051	0.1	0.15	<	U	0.052	0.1	0.15	<	0.081	0.22	0.45	U	<	0.073	0.21	0.40	UJ
2,4-Dinitrotoluene	-	0 / 30	<	U	0.051	0.1	0.13	<	U	0.052	0.1	0.13	<	0.093	0.22	0.45	U	<	0.084	0.21	0.40	UJ
2,6-Dinitrotoluene	-	0 / 30	<	U	0.051	0.1	0.13	<	U	0.052	0.1	0.13	<	0.072	0.22	0.22	U	<	0.065	0.21	0.20	UJ
2-Amino-4,6-dinitrotoluene	9.4	2 / 28	<	U	0.031	0.1	0.15	<	U	0.031	0.1	0.15	<	0.057	0.13	0.22	U	<	0.051	0.12	0.20	UJ
2-Nitrotoluene	-	0 / 23	<	U	0.09	0.2	0.51	<	U	0.091	0.21	0.52	<	0.095	0.22	0.45	U	<	0.086	0.21	0.40	UJ
3-Nitrotoluene	-	0 / 23	<	U	0.058	0.2	0.51	<	U	0.059	0.21	0.52	<	0.093	0.22	0.45	U	<	0.084	0.21	0.40	UJ
4-Amino-2,6-dinitrotoluene	6.4	1 / 23	<	U	0.051	0.1	0.15	<	U	0.052	0.1	0.15	<	0.064	0.13	0.22	U	<	0.058	0.12	0.20	UJ
4-Nitrotoluene	-	0 / 23	<	U	0.09	0.2	0.51	<	U	0.091	0.21	0.52	<	0.22	0.45	1.1	U	<	0.20	0.43	1.0	UJ
HMX	1.8 J	1 / 28	<	U	0.029	0.1	0.15	<	U	0.037	0.1	0.15	<	0.098	0.22	0.45	U	<	0.088	0.21	0.40	UJ
MNX	-	0 / 15	<	U	0.037	0.1	0.51	<	U	0.029	0.1	0.52	<	0.40	0.40	2.2	U	<	0.36	0.36	2.0	UJ
Nitrobenzene	-	0 / 28	<	U	0.051	0.1	0.15	<	U	0.052	0.1	0.15	<	0.10	0.22	0.45	U	<	0.091	0.21	0.40	UJ
RDX	8.4	1 / 29	<	U	0.037	0.1	0.15	<	U	0.037	0.1	0.15	<	0.058	0.13	0.22	U	<	0.052	0.12	0.20	UJ
Tetryl	1.77	1 / 27	<	U	0.051	0.1	0.15	<	U	0.052	0.1	0.15	<	0.088	0.22	0.27	U	<	0.079	0.21	0.24	UJ

Notes:
< = less than reporting limit
µg/L = micrograms per liter
HMX = octahydro-1,3,5,7-tetranitro-1,3,5,7-tetrazocine
ID = identification number
J = estimated
LOQ = limit of quantification
MNX = mono-nitroso-RDX
NA = not analyzed
NRL = no reporting limit
Qual = qualifier
RDX = hexahydro-1,3,5-trinitro-1,3,5-triazine
RL = reporting limit
U = nondetect

TABLE E.1.4-5
CORNHUSKER ARMY AMMUNITION PLANT
WELL NW022-EXPLOSIVES

FIELD ID			NW022			NW022			NW022			NW022			NW022			NW022			NW022		
METHOD	Maximum	Detection	SW846 M8330			SW846 M8330			SW846 M8330			SW846 M8330			SW846 M8330			SW846 M8330			SW846 M8330		
COLLECT DATE	Detection	Frequency	8/14/2014			3/20/2013			3/6/2012			3/8/2011			3/9/2010			3/10/2009			3/10/2008		
			Result	LOQ	Qual	Result	RL	Qual	Result	RL	Qual	Result	RL	Qual	Result	RL	Qual	Result	RL	Qual	Result	RL	Qual
EXPLOSIVES (µg/L)																							
1,3,5-Trinitrobenzene	-	0 / 30	<	1	U	<	0.8	U	<	0.8	U	<	0.8	U	<	1	U	<	0.48	U	<	0.48	U
1,3-Dinitrobenzene	-	0 / 29	<	0.42	U	<	0.8	U	<	0.8	U	<	0.8	U	<	0.4	U	<	0.48	U	<	0.48	U
2,4,6-Trinitrotoluene	6.1	1 / 30	<	0.42	U	<	0.8	U	<	0.8	U	<	0.8	U	<	0.4	U	<	0.48	U	<	0.48	U
2,4-Dinitrotoluene	-	0 / 30	<	0.42	U	<	0.8	U	<	0.8	U	<	0.8	U	<	0.4	U	<	0.48	U	<	0.48	U
2,6-Dinitrotoluene	-	0 / 30	<	0.21	U	<	0.8	U	<	0.8	U	<	0.8	U	<	0.2	U	<	0.48	U	<	0.48	U
2-Amino-4,6-dinitrotoluene	9.4	2 / 28	<	0.21	U	<	0.8	U	<	0.8	U	<	0.8	U	0.066	0.2	J	<	0.48	U	<	0.48	U
2-Nitrotoluene	-	0 / 23	<	0.42	U	<	0.8	U	<	0.8	U	<	0.8	U	<	0.4	U	<	0.48	U	<	0.48	U
3-Nitrotoluene	-	0 / 23	<	0.42	U	<	0.8	U	<	0.8	U	<	0.8	U	<	0.4	U	<	0.48	U	<	0.48	U
4-Amino-2,6-dinitrotoluene	6.4	1 / 23	<	0.21	U	<	1.4	U	<	1.4	U	<	0.8	U	<	0.2	U	<	0.48	U	<	0.48	U
4-Nitrotoluene	-	0 / 23	<	1	U	<	0.8	U	<	0.8	U	<	0.8	U	<	1	U	<	0.48	U	<	0.48	U
HMX	1.8 J	1 / 28	<	0.42	U	<	0.8	U	<	0.8	U	<	0.8	U	<	0.4	U	<	0.48	U	<	0.48	U
MNX	-	0 / 15	<	2.1	U	<	0.8	U	<	0.8	U	<	0.8	U	<	2	U	<	0.48	U	<	0.48	U
Nitrobenzene	-	0 / 28	<	0.42	U	<	0.8	U	<	0.8	U	<	0.8	U	<	0.4	U	<	0.48	U	<	0.48	U
RDX	8.4	1 / 29	<	0.21	U	<	0.8	U	<	0.8	U	<	0.8	U	<	0.2	U	<	0.48	U	<	0.48	U
Tetryl	1.77	1 / 27	<	0.25	U	<	1.6	U	<	0.8	U	<	0.8	U	<	0.24	U	<	0.48	U	<	0.48	U

Notes:
< = less than reporting limit
µg/L = micrograms per liter
HMX = octahydro-1,3,5,7-tetranitro-1,3,5,7-tetrazocine
ID = identification number
J = estimated
LOQ = limit of quantification
MNX = mono-nitroso-RDX
NA = not analyzed
NRL = no reporting limit
Qual = qualifier
RDX = hexahydro-1,3,5-trinitro-1,3,5-triazine
RL = reporting limit
U = nondetect

TABLE E.1.4-5
CORNHUSKER ARMY AMMUNITION PLANT
WELL NW022-EXPLOSIVES

FIELD ID			NW022			NW022			NW022			NW022			NW022			NW022			NW022		
METHOD	Maximum	Detection	SW846 M8330			SW846 M8330			SW846 M8330			SW846 M8330			SW846 M8330			SW846 M8330			SW846 M8330		
COLLECT DATE	Detection	Frequency	3/9/2007			3/14/2006			3/14/2005			3/15/2004			3/17/2003			3/19/2002			3/21/2001		
			Result	RL	Qual	Result	RL	Qual	Result	RL	Qual	Result	RL	Qual	Result	RL	Qual	Result	RL	Qual	Result	RL	Qual
EXPLOSIVES (µg/L)																							
1,3,5-Trinitrobenzene	-	0 / 30	<	0.49	U	<	0.48	U	<	0.48	U	<	0.19	U	<	0.16	U	<	0.42	U	<	0.8	U
1,3-Dinitrobenzene	-	0 / 29	<	0.49	U	<	0.48	U	<	0.48	U	<	0.19	U	<	0.16	U	<	0.28	U	<	0.8	U
2,4,6-Trinitrotoluene	6.1	1 / 30	<	0.49	U	6.1	0.48		<	0.48	U	<	0.19	U	<	0.16	U	<	0.35	U	<	0.8	U
2,4-Dinitrotoluene	-	0 / 30	<	0.49	U	<	0.48	U	<	0.48	U	<	0.36	U	<	0.31	U	<	0.28	U	<	0.8	U
2,6-Dinitrotoluene	-	0 / 30	<	0.49	U	<	0.48	U	<	0.48	U	<	0.36	U	<	0.31	U	<	1.1	U	<	0.8	U
2-Amino-4,6-dinitrotoluene	9.4	2 / 28	<	0.49	U	9.4	0.48		<	0.48	U	<	0.36	U	<	0.31	U	<	0.44	U	<	0.8	U
2-Nitrotoluene	-	0 / 23	<	0.49	U	<	0.48	U	<	0.48	U	<	0.36	U	<	0.31	U	<	0.86	U	<	0.8	U
3-Nitrotoluene	-	0 / 23	<	0.49	U	<	0.48	U	<	0.48	U	<	0.36	U	<	0.31	U	<	0.54	U	<	0.8	U
4-Amino-2,6-dinitrotoluene	6.4	1 / 23	<	0.49	U	6.4	0.48		<	0.48	U	<	0.36	U	<	0.31	U	<	0.74	U	<	0.8	U
4-Nitrotoluene	-	0 / 23	<	0.49	U	<	0.48	U	<	0.48	U	<	0.58	U	<	0.5	U	<	1.8	U	<	0.8	U
HMX	1.8 J	1 / 28	<	0.49	U	1.8	0.48	J	<	0.48	U	<	0.46	U	<	0.39	U	<	1.2	U	<	1	U
MNX	-	0 / 15	<	0.49	U	<	0.48	U	<	0.48	U	<	0.19	U		NA			NA			NA	
Nitrobenzene	-	0 / 28	<	0.49	U	<	0.48	U	<	0.48	U	<	0.19	U	<	0.16	U	<	0.49	U	<	0.8	U
RDX	8.4	1 / 29	<	0.49	U	8.4	0.48		<	0.48	U	<	0.19	U	<	0.16	U	<	0.70	U	<	0.8	U
Tetryl	1.77	1 / 27	<	0.49	U	<	0.48	U	<	0.48	U	<	0.36	U	<	0.31	U	<	1.2	U	<	0.8	U

Notes:
< = less than reporting limit
µg/L = micrograms per liter
HMX = octahydro-1,3,5,7-tetranitro-1,3,5,7-tetrazocine
ID = identification number
J = estimated
LOQ = limit of quantification
MNX = mono-nitroso-RDX
NA = not analyzed
NRL = no reporting limit
Qual = qualifier
RDX = hexahydro-1,3,5-trinitro-1,3,5-triazine
RL = reporting limit
U = nondetect

TABLE E.1.4-5
CORNHUSKER ARMY AMMUNITION PLANT
WELL NW022-EXPLOSIVES

FIELD ID			NW022			NW022			NW022			NW022			NW022			NW022			NW022		
METHOD	Maximum	Detection	SW846 M8330			SW846 M8330			UW51			UW51			UW51			UW33			UW33		
COLLECT DATE	Detection	Frequency	3/14/2000			3/25/1999			6/16/1998			10/2/1997			12/9/1996			7/17/1994			6/13/1994		
			Result	RL	Qual	Result	RL	Qual	Result	RL	Qual	Result	RL	Qual	Result	RL	Qual	Result	RL	Qual	Result	RL	Qual
EXPLOSIVES (µg/L)																							
1,3,5-Trinitrobenzene	-	0 / 30	<	0.8	U	<	0.8	U	<	1.00	U	<	0.125	U	<	0.125	U	<	0.425	U	<	0.425	U
1,3-Dinitrobenzene	-	0 / 29	<	0.8	U	<	0.8	U	<	0.500	U	<	0.989	U	<	0.989	U	<	0.549	U	<	0.549	U
2,4,6-Trinitrotoluene	6.1	1 / 30	<	1.5	U	<	0.8	U	<	1.00	U	<	0.29	U	<	0.29	U	<	0.451	U	<	0.451	U
2,4-Dinitrotoluene	-	0 / 30	<	1.1	U	<	0.8	U	<	0.500	U	<	0.233	U	<	0.233	U	<	0.26	U	<	0.26	U
2,6-Dinitrotoluene	-	0 / 30	<	1.1	U	<	0.8	U	<	0.500	U	<	0.2	U	<	0.2	U	<	0.26	U	<	0.26	U
2-Amino-4,6-dinitrotoluene	9.4	2 / 28	<	1	U	<	0.8	U	<	0.500	U	<	0.173	U	<	0.173	U	<	0.244	U	<	0.244	U
2-Nitrotoluene	-	0 / 23	<	1.1	U	<	0.8	U	<	1.00	U	<	0.319	U	<	0.319	U		NA			NA	
3-Nitrotoluene	-	0 / 23	<	1.1	U	<	0.8	U	<	1.00	U	<	0.514	U	<	0.514	U		NA			NA	
4-Amino-2,6-dinitrotoluene	6.4	1 / 23	<	1	U	<	0.8	U	<	1.00	U	<	0.309	U	<	0.309	U		NA			NA	
4-Nitrotoluene	-	0 / 23	<	1.1	U	<	0.8	U	<	1.00	U	<	0.368	U	<	0.368	U		NA			NA	
HMX	1.8 J	1 / 28	<	0.8	U	<	0.8	U	<	0.500	U	<	0.16	U	<	0.16	U	<	0.563	U	<	0.563	U
MNX	-	0 / 15		NA			NA			NA			NA			NA			NA			NA	
Nitrobenzene	-	0 / 28	<	0.8	U	<	0.8	U	<	0.500	U	<	0.231	U	<	0.231	U	<	0.817	U	<	0.817	U
RDX	8.4	1 / 29	<	0.8	U	<	0.8	U	<	1.00	U	<	0.558	U	<	0.558	U	<	0.412	U	<	0.412	U
Tetryl	1.77	1 / 27	<	1.3	U	<	0.8	U	<	0.500	U	<	0.253	U	<	0.253	U	<	1.18	U	<	1.18	U

Notes:
< = less than reporting limit
µg/L = micrograms per liter
HMX = octahydro-1,3,5,7-tetranitro-1,3,5,7-tetrazocine
ID = identification number
J = estimated
LOQ = limit of quantification
MNX = mono-nitroso-RDX
NA = not analyzed
NRL = no reporting limit
Qual = qualifier
RDX = hexahydro-1,3,5-trinitro-1,3,5-triazine
RL = reporting limit
U = nondetect

TABLE E.1.4-5
CORNHUSKER ARMY AMMUNITION PLANT
WELL NW022-EXPLOSIVES

FIELD ID			NW022			NW022			NW022			NW022			NW022		
METHOD	Maximum	Detection	UW32			UW33			UW25			D1			99		
COLLECT DATE	Detection	Frequency	8/26/1992			7/25/1991			6/2/1991			9/10/1985			11/29/1984		
			Result	RL	Qual	Result	RL	Qual	Result	RL	Qual	Result	RL	Qual	Result	RL	Qual
EXPLOSIVES (µg/L)																	
1,3,5-Trinitrobenzene	-	0 / 30	<	0.449	U	<	0.425	U	<	0.21	U	<	1.4	U	<	0.1	U
1,3-Dinitrobenzene	-	0 / 29	<	0.611	U	<	0.549	U	<	0.458	U		NA		<	0.1	U
2,4,6-Trinitrotoluene	6.1	1 / 30	<	0.635	U	<	0.451	U	<	0.426	U	<	1.9	U	<	0.1	U
2,4-Dinitrotoluene	-	0 / 30	<	0.064	U	<	0.26	U	<	0.397	U	<	0.56	U	<	0.1	U
2,6-Dinitrotoluene	-	0 / 30	<	0.074	U	<	0.26	U	<	0.6	U	<	1.2	U	<	0.1	U
2-Amino-4,6-dinitrotoluene	9.4	2 / 28	<	0.158	U	<	0.5	U	<	0.8	U		NA			NA	
2-Nitrotoluene	-	0 / 23		NA			NA			NA			NA			NA	
3-Nitrotoluene	-	0 / 23		NA			NA			NA			NA			NA	
4-Amino-2,6-dinitrotoluene	6.4	1 / 23		NA			NA			NA			NA			NA	
4-Nitrotoluene	-	0 / 23		NA			NA			NA			NA			NA	
HMX	1.8 J	1 / 28	<	1.21	U	<	0.563	U	<	5.3	U		NA			NA	
MNX	-	0 / 15		NA			NA			NA			NA			NA	
Nitrobenzene	-	0 / 28	<	0.645	U	<	0.817	U	<	0.682	U		NA			NA	
RDX	8.4	1 / 29	<	1.17	U	<	0.412	U		NA		<	7	U	<	0.1	U
Tetryl	1.77	1 / 27		NA		<	1.18	U	1.77	NRL			NA			NA	

Notes:
< = less than reporting limit
µg/L = micrograms per liter
HMX = octahydro-1,3,5,7-tetranitro-1,3,5,7-tetrazocine
ID = identification number
J = estimated
LOQ = limit of quantification
MNX = mono-nitroso-RDX
NA = not analyzed
NRL = no reporting limit
Qual = qualifier
RDX = hexahydro-1,3,5-trinitro-1,3,5-triazine
RL = reporting limit
U = nondetect

TABLE E.1.4-6
CORNHUSKER ARMY AMMUNITION PLANT
WELL NW030-EXPLOSIVES

FIELD ID			NW030			NW030			NW030			NW030			NW030			NW030			NW030		
METHOD	Maximum	Detection	SW846 M8330			SW846 M8330			SW846 M8330			SW846 M8330			SW846 M8330			SW846 M8330			SW846 M8330		
COLLECT DATE	Detection	Frequency	None			None			3/20/2013			3/6/2012			3/8/2011			3/9/2010			3/10/2009		
			Result	RL	Qual	Result	RL	Qual	Result	RL	Qual	Result	RL	Qual	Result	RL	Qual	Result	RL	Qual	Result	RL	Qual
EXPLOSIVES (µg/L)																							
1,3,5-Trinitrobenzene	-	0 / 22							<	0.8	U	<	0.8	U	<	0.8	U	<	1	U	<	0.48	U
1,3-Dinitrobenzene	0.739	1 / 22							<	0.8	U	<	0.8	U	<	0.8	U	<	0.41	U	<	0.48	U
2,4,6-Trinitrotoluene	-	0 / 22							<	0.8	U	<	0.8	U	<	0.8	U	<	0.41	U	<	0.48	U
2,4-Dinitrotoluene	-	0 / 22							<	0.8	U	<	0.8	U	<	0.8	U	<	0.41	U	<	0.48	U
2,6-Dinitrotoluene	-	0 / 22	**Abandoned**			**Not Sampled**			<	0.8	U	<	0.8	U	<	0.8	U	<	0.2	U	<	0.48	U
2-Amino-4,6-dinitrotoluene	0.13 J	1 / 21	**2017**			**in 2014, 2015, 2016, 2017**			<	0.8	U	<	0.8	U	0.13	0.8	J	<	0.2	U	<	0.48	U
2-Nitrotoluene	-	0 / 17							<	0.8	U	<	0.8	U	<	0.8	U	<	0.41	U	<	0.48	U
3-Nitrotoluene	-	0 / 17							<	0.8	U	<	0.8	U	<	0.8	U	<	0.41	U	<	0.48	U
4-Amino-2,6-dinitrotoluene	-	0 / 17							<	1.4	U	<	1.4	U	<	0.8	U	<	0.2	U	<	0.48	U
4-Nitrotoluene	-	0 / 17							<	0.8	U	<	0.8	U	<	0.8	U	<	1	U	<	0.48	U
HMX	0.29 J	4 / 21							<	0.8	U	0.19	0.8	J	0.22	0.8	J	0.29	0.41	J	<	0.48	U
MNX	-	0 / 10							<	0.8	U	<	0.8	U	<	0.8	U	<	2	U	<	0.48	U
Nitrobenzene	-	0 / 21							<	0.8	U	<	0.8	U	<	0.8	U	<	0.41	U	<	0.48	U
RDX	1.5	16 / 22							0.67	0.8	J	1	0.8	J	1.4	0.8		1.2	0.2		1.5	0.48	
Tetryl	-	0 / 20							<	1.6	U	<	0.8	U	<	0.8	U	<	0.24	U	<	0.48	U

Notes:
< = less than reporting limit
µg/L = micrograms per liter
HMX = octahydro-1,3,5,7-tetranitro-1,3,5,7-tetrazocine
ID = identification number
J = estimated
LOQ = limit of quantification
MNX = mono-nitroso-RDX
NA = not analyzed
NRL = no reporting limit
Qual = qualifier
RDX = hexahydro-1,3,5-trinitro-1,3,5-triazine
RL = reporting limit
U = nondetect

TABLE E.1.4-6
CORNHUSKER ARMY AMMUNITION PLANT
WELL NW030-EXPLOSIVES

FIELD ID			NW030			NW030			NW030			NW030			NW030			NW030			NW030		
METHOD	Maximum	Detection	SW846 M8330			SW846 M8330			SW846 M8330			SW846 M8330			SW846 M8330			SW846 M8330			SW846 M8330		
COLLECT DATE	Detection	Frequency	3/10/2008			3/19/2007			3/14/2006			3/14/2005			3/12/2004			3/17/2003			3/19/2002		
			Result	RL	Qual	Result	RL	Qual	Result	RL	Qual	Result	RL	Qual	Result	RL	Qual	Result	RL	Qual	Result	RL	Qual
EXPLOSIVES (µg/L)																							
1,3,5-Trinitrobenzene	-	0 / 22	<	0.48	U	<	0.48	U	<	0.48	U	<	0.48	U	<	0.39	U	<	0.16	U	<	0.42	U
1,3-Dinitrobenzene	0.739	1 / 22	<	0.48	U	<	0.48	U	<	0.48	U	<	0.48	U	<	0.39	U	<	0.16	U	<	0.28	U
2,4,6-Trinitrotoluene	-	0 / 22	<	0.48	U	<	0.48	U	<	0.48	U	<	0.48	U	<	0.39	U	<	0.16	U	<	0.35	U
2,4-Dinitrotoluene	-	0 / 22	<	0.48	U	<	0.48	U	<	0.48	U	<	0.48	U	<	0.75	U	<	0.31	U	<	0.28	U
2,6-Dinitrotoluene	-	0 / 22	<	0.48	U	<	0.48	U	<	0.48	U	<	0.48	U	<	0.75	U	<	0.31	U	<	1.1	U
2-Amino-4,6-dinitrotoluene	0.13 J	1 / 21	<	0.48	U	<	0.48	U	<	0.48	U	<	0.48	U	<	0.75	U	<	0.31	U	<	0.44	U
2-Nitrotoluene	-	0 / 17	<	0.48	U	<	0.48	U	<	0.48	U	<	0.48	U	<	0.75	U	<	0.31	U	<	0.86	U
3-Nitrotoluene	-	0 / 17	<	0.48	U	<	0.48	U	<	0.48	U	<	0.48	U	<	0.75	U	<	0.31	U	<	0.54	U
4-Amino-2,6-dinitrotoluene	-	0 / 17	<	0.48	U	<	0.48	U	<	0.48	U	<	0.48	U	<	0.75	U	<	0.31	U	<	0.74	U
4-Nitrotoluene	-	0 / 17	<	0.48	U	<	0.48	U	<	0.48	U	<	0.48	U	<	1.2	U	<	0.5	U	<	1.8	U
HMX	0.29 J	4 / 21	<	0.48	U	<	0.48	U	<	0.48	U	0.28	0.48	J	<	0.94	U	<	0.39	U	<	1.2	U
MNX	-	0 / 10	<	0.48	U	<	0.48	U	<	0.48	U	<	0.48	U	<	0.39	U		NA			NA	
Nitrobenzene	-	0 / 21	<	0.48	U	<	0.48	U	<	0.48	U	<	0.48	U	<	0.39	U	<	0.16	U	<	0.49	U
RDX	1.5	16 / 22	1.5	0.48		1.2	0.48		1	0.48		1.1	0.48		1.2	0.39		0.8	0.16		0.55	0.70	J
Tetryl	-	0 / 20	<	0.48	U	<	0.48	U	<	0.48	U	<	0.48	U	<	0.75	U	<	0.31	U	<	1.2	U

Notes:
< = less than reporting limit
µg/L = micrograms per liter
HMX = octahydro-1,3,5,7-tetranitro-1,3,5,7-tetrazocine
ID = identification number
J = estimated
LOQ = limit of quantification
MNX = mono-nitroso-RDX
NA = not analyzed
NRL = no reporting limit
Qual = qualifier
RDX = hexahydro-1,3,5-trinitro-1,3,5-triazine
RL = reporting limit
U = nondetect

TABLE E.1.4-6
CORNHUSKER ARMY AMMUNITION PLANT
WELL NW030-EXPLOSIVES

FIELD ID			NW030			NW030			NW030			NW030			NW030			NW030			NW030		
METHOD	Maximum	Detection	SW846 M8330			SW846 M8330			UW51			UW51			UW51			UW33			UW33		
COLLECT DATE	Detection	Frequency	3/21/2001			3/14/2000			6/14/1998			10/2/1997			2/17/1997			7/15/1994			6/13/1994		
			Result	RL	Qual	Result	RL	Qual	Result	RL	Qual	Result	RL	Qual	Result	RL	Qual	Result	RL	Qual	Result	RL	Qual
EXPLOSIVES (µg/L)																							
1,3,5-Trinitrobenzene	-	0 / 22	<	0.8	U	<	0.8	U	<	1.00	U	<	0.125	U	<	0.125	U	<	0.425	U	<	0.425	U
1,3-Dinitrobenzene	0.739	1 / 22	<	0.8	U	<	0.8	U	<	0.500	U	<	0.989	U	<	0.989	U	<	0.549	U	0.739	NRL	
2,4,6-Trinitrotoluene	-	0 / 22	<	0.8	U	<	1.5	U	<	1.00	U	<	0.29	U	<	0.29	U	<	0.451	U	<	0.451	U
2,4-Dinitrotoluene	-	0 / 22	<	0.8	U	<	1.1	U	<	0.500	U	<	0.233	U	<	0.233	U	<	0.26	U	<	0.26	U
2,6-Dinitrotoluene	-	0 / 22	<	0.8	U	<	1.1	U	<	0.500	U	<	0.2	U	<	0.2	U	<	0.26	U	<	0.26	U
2-Amino-4,6-dinitrotoluene	0.13 J	1 / 21	<	0.8	U	<	1	U	<	0.500	U	<	0.173	U	<	0.173	U	<	0.244	U	<	0.244	U
2-Nitrotoluene	-	0 / 17	<	0.8	U	<	1.1	U	<	1.00	U	<	0.319	U	<	0.319	U		NA			NA	
3-Nitrotoluene	-	0 / 17	<	0.8	U	<	1.1	U	<	1.00	U	<	0.514	U	<	0.514	U		NA			NA	
4-Amino-2,6-dinitrotoluene	-	0 / 17	<	0.8	U	<	1	U	<	1.00	U	<	0.309	U	<	0.309	U		NA			NA	
4-Nitrotoluene	-	0 / 17	<	0.8	U	<	1.1	U	<	1.00	U	<	0.368	U	<	0.368	U		NA			NA	
HMX	0.29 J	4 / 21	<	1	U	<	0.8	U	<	0.500	U	<	0.16	U	<	0.16	U	<	0.563	U	<	0.563	U
MNX	-	0 / 10		NA			NA			NA			NA			NA			NA			NA	
Nitrobenzene	-	0 / 21	<	0.8	U	<	0.8	U	<	0.500	U	<	0.231	U	<	0.231	U	<	0.817	U	<	0.817	U
RDX	1.5	16 / 22	0.2	0.8	J	<	0.8	U	<	1.00	U	<	0.558	U	<	0.558	U	1.03	NRL		1.01	NRL	
Tetryl	-	0 / 20	<	0.8	U	<	1.3	U	<	0.500	U	<	0.253	U	<	0.253	U	<	1.18	U	<	1.18	U

Notes:
< = less than reporting limit
µg/L = micrograms per liter
HMX = octahydro-1,3,5,7-tetranitro-1,3,5,7-tetrazocine
ID = identification number
J = estimated
LOQ = limit of quantification
MNX = mono-nitroso-RDX
NA = not analyzed
NRL = no reporting limit
Qual = qualifier
RDX = hexahydro-1,3,5-trinitro-1,3,5-triazine
RL = reporting limit
U = nondetect

TABLE E.1.4-6
CORNHUSKER ARMY AMMUNITION PLANT
WELL NW030-EXPLOSIVES

FIELD ID			NW030			NW030			NW030		
METHOD	Maximum	Detection	UW32			UW25			99		
COLLECT DATE	Detection	Frequency	8/25/1992			5/31/1991			11/29/1984		
			Result	RL	Qual	Result	RL	Qual	Result	RL	Qual
EXPLOSIVES (µg/L)											
1,3,5-Trinitrobenzene	-	0 / 22	<	0.449	U	<	0.21	U	<	0.1	U
1,3-Dinitrobenzene	0.739	1 / 22	<	0.611	U	<	0.458	U	<	0.1	U
2,4,6-Trinitrotoluene	-	0 / 22	<	0.635	U	<	0.426	U	<	0.1	U
2,4-Dinitrotoluene	-	0 / 22	<	0.064	U	<	0.397	U	<	0.1	U
2,6-Dinitrotoluene	-	0 / 22	<	0.074	U	<	0.6	U	<	0.1	U
2-Amino-4,6-dinitrotoluene	0.13 J	1 / 21	<	0.158	U	<	0.8	U		NA	
2-Nitrotoluene	-	0 / 17		NA			NA			NA	
3-Nitrotoluene	-	0 / 17		NA			NA			NA	
4-Amino-2,6-dinitrotoluene	-	0 / 17		NA			NA			NA	
4-Nitrotoluene	-	0 / 17		NA			NA			NA	
HMX	0.29 J	4 / 21	<	1.21	U	<	5.3	U		NA	
MNX	-	0 / 10		NA			NA			NA	
Nitrobenzene	-	0 / 21	<	0.645	U	<	0.682	U		NA	
RDX	1.5	16 / 22	<	1.17	U	<	0.416	U	0.6	NRL	
Tetryl	-	0 / 20		NA		<	0.631	U		NA	

Notes:
< = less than reporting limit
µg/L = micrograms per liter
HMX = octahydro-1,3,5,7-tetranitro-1,3,5,7-tetrazocine
ID = identification number
J = estimated
LOQ = limit of quantification
MNX = mono-nitroso-RDX
NA = not analyzed
NRL = no reporting limit
Qual = qualifier
RDX = hexahydro-1,3,5-trinitro-1,3,5-triazine
RL = reporting limit
U = nondetect

TABLE E.1.4-7
CORNHUSKER ARMY AMMUNITION PLANT
WELL NW031-EXPLOSIVES

FIELD ID			NW031			NW031			NW031			NW031			NW031			NW031			NW031		
METHOD	Maximum	Detection	SW846 M8330			SW846 M8330			SW846 M8330			SW846 M8330			SW846 M8330			SW846 M8330			SW846 M8330		
COLLECT DATE	Detection	Frequency	None			None			3/20/2013			3/6/2012			3/8/2011			3/9/2010			3/10/2009		
			Result	RL	Qual	Result	RL	Qual	Result	RL	Qual	Result	RL	Qual	Result	RL	Qual	Result	RL	Qual	Result	RL	Qual
EXPLOSIVES (µg/L)																							
1,3,5-Trinitrobenzene	-	0 / 24							<	0.8	U	<	0.8	U	<	0.8	U	<	1	U	<	0.49	U
1,3-Dinitrobenzene	-	0 / 24							<	0.8	U	<	0.8	U	<	0.8	U	<	0.4	U	<	0.49	U
2,4,6-Trinitrotoluene	-	0 / 24							<	0.8	U	<	0.8	U	<	0.8	U	<	0.4	U	<	0.49	U
2,4-Dinitrotoluene	-	0 / 24							<	0.8	U	<	0.8	U	<	0.8	U	<	0.4	U	<	0.49	U
2,6-Dinitrotoluene	-	0 / 24	**Abandoned**			**Not Sampled**			<	0.8	U	<	0.8	U	<	0.8	U	<	0.2	U	<	0.49	U
2-Amino-4,6-dinitrotoluene	0.058 J	1 / 23	**2017**			**in 2014, 2015, 2016, 2017**			<	0.8	U	<	0.8	U	<	0.8	U	0.058	0.2	J	<	0.49	U
2-Nitrotoluene	-	0 / 18							<	0.8	U	<	0.8	U	<	0.8	U	<	0.4	U	<	0.49	U
3-Nitrotoluene	-	0 / 18							<	0.8	U	<	0.8	U	<	0.8	U	<	0.4	U	<	0.49	U
4-Amino-2,6-dinitrotoluene	-	0 / 18							<	1.4	U	<	1.4	U	<	0.8	U	<	0.2	U	<	0.49	U
4-Nitrotoluene	-	0 / 18							<	0.8	U	<	0.8	U	<	0.8	U	<	1	U	<	0.49	U
HMX	-	0 / 23							<	0.8	U	<	0.8	U	<	0.8	U	<	0.4	U	<	0.49	U
MNX	-	0 / 10							<	0.8	U	<	0.8	U	<	0.8	U	<	2	U	<	0.49	U
Nitrobenzene	-	0 / 23							<	0.8	U	<	0.8	U	<	0.8	U	<	0.4	U	<	0.49	U
RDX	0.4	2 / 23							<	0.8	U	<	0.8	U	<	0.8	U	<	0.2	U	<	0.49	U
Tetryl	1.15	1 / 22							<	1.6	U	<	0.8	U	<	0.8	U	<	0.24	U	<	0.49	U

Notes:
< = less than reporting limit
µg/L = micrograms per liter
HMX = octahydro-1,3,5,7-tetranitro-1,3,5,7-tetrazocine
ID = identification number
J = estimated
LOQ = limit of quantification
MNX = mono-nitroso-RDX
NA = not analyzed
NRL = no reporting limit
Qual = qualifier
RDX = hexahydro-1,3,5-trinitro-1,3,5-triazine
RL = reporting limit
U = nondetect

TABLE E.1.4-7
CORNHUSKER ARMY AMMUNITION PLANT
WELL NW031-EXPLOSIVES

FIELD ID			NW031			NW031			NW031			NW031			NW031			NW031			NW031		
METHOD	Maximum	Detection	SW846 M8330			SW846 M8330			SW846 M8330			SW846 M8330			SW846 M8330			SW846 M8330			SW846 M8330		
COLLECT DATE	Detection	Frequency	3/10/2008			3/12/2007			3/14/2006			3/14/2005			3/12/2004			3/17/2003			3/19/2002		
			Result	RL	Qual	Result	RL	Qual	Result	RL	Qual	Result	RL	Qual	Result	RL	Qual	Result	RL	Qual	Result	RL	Qual
EXPLOSIVES (µg/L)																							
1,3,5-Trinitrobenzene	-	0 / 24	<	0.48	U	<	0.5	U	<	0.48	U	<	0.48	U	<	0.47	U	<	0.16	U	<	0.34	U
1,3-Dinitrobenzene	-	0 / 24	<	0.48	U	<	0.5	U	<	0.48	U	<	0.48	U	<	0.47	U	<	0.16	U	<	0.23	U
2,4,6-Trinitrotoluene	-	0 / 24	<	0.48	U	<	0.5	U	<	0.48	U	<	0.48	U	<	0.47	U	<	0.16	U	<	0.29	U
2,4-Dinitrotoluene	-	0 / 24	<	0.48	U	<	0.5	U	<	0.48	U	<	0.48	U	<	0.92	U	<	0.31	U	<	0.23	U
2,6-Dinitrotoluene	-	0 / 24	<	0.48	U	<	0.5	U	<	0.48	U	<	0.48	U	<	0.92	U	<	0.31	U	<	0.89	U
2-Amino-4,6-dinitrotoluene	0.058 J	1 / 23	<	0.48	U	<	0.5	U	<	0.48	U	<	0.48	U	<	0.92	U	<	0.31	U	<	0.36	U
2-Nitrotoluene	-	0 / 18	<	0.48	U	<	0.5	U	<	0.48	U	<	0.48	U	<	0.92	U	<	0.31	U	<	0.70	U
3-Nitrotoluene	-	0 / 18	<	0.48	U	<	0.5	U	<	0.48	U	<	0.48	U	<	0.92	U	<	0.31	U	<	0.44	U
4-Amino-2,6-dinitrotoluene	-	0 / 18	<	0.48	U	<	0.5	U	<	0.48	U	<	0.48	U	<	0.92	U	<	0.31	U	<	0.60	U
4-Nitrotoluene	-	0 / 18	<	0.48	U	<	0.5	U	<	0.48	U	<	0.48	U	<	1.5	U	<	0.5	U	<	1.4	U
HMX	-	0 / 23	<	0.48	U	<	0.5	U	<	0.48	U	<	0.48	U	<	1.2	U	<	0.39	U	<	0.97	U
MNX	-	0 / 10	<	0.48	U	<	0.5	U	<	0.48	U	<	0.48	U	<	0.47	U		NA			NA	
Nitrobenzene	-	0 / 23	<	0.48	U	<	0.5	U	<	0.48	U	<	0.48	U	<	0.47	U	<	0.16	U	<	0.40	U
RDX	0.4	2 / 23	<	0.48	U	<	0.5	U	<	0.48	U	<	0.48	U	<	0.47	U	0.14	0.16	J	<	0.57	U
Tetryl	1.15	1 / 22	<	0.48	U	<	0.5	U	<	0.48	U	<	0.48	U	<	0.92	U	<	0.31	U	<	0.95	U

Notes:
< = less than reporting limit
µg/L = micrograms per liter
HMX = octahydro-1,3,5,7-tetranitro-1,3,5,7-tetrazocine
ID = identification number
J = estimated
LOQ = limit of quantification
MNX = mono-nitroso-RDX
NA = not analyzed
NRL = no reporting limit
Qual = qualifier
RDX = hexahydro-1,3,5-trinitro-1,3,5-triazine
RL = reporting limit
U = nondetect

TABLE E.1.4-7
CORNHUSKER ARMY AMMUNITION PLANT
WELL NW031-EXPLOSIVES

FIELD ID			NW031			NW031			NW031			NW031			NW031			NW031			NW031		
METHOD	Maximum	Detection	SW846 M8330			SW846 M8330			SW846 M8330			UW51			UW51			UW51			UW33		
COLLECT DATE	Detection	Frequency	3/21/2001			3/14/2000			3/25/1999			6/14/1998			10/2/1997			2/17/1997			7/15/1994		
			Result	RL	Qual	Result	RL	Qual	Result	RL	Qual	Result	RL	Qual	Result	RL	Qual	Result	RL	Qual	Result	RL	Qual
EXPLOSIVES (µg/L)																							
1,3,5-Trinitrobenzene	-	0 / 24	<	0.8	U	<	0.8	U	<	0.8	U	<	1.00	U	<	0.125	U	<	0.125	U	<	0.425	U
1,3-Dinitrobenzene	-	0 / 24	<	0.8	U	<	0.8	U	<	0.8	U	<	0.500	U	<	0.989	U	<	0.989	U	<	0.549	U
2,4,6-Trinitrotoluene	-	0 / 24	<	0.8	U	<	1.5	U	<	0.8	U	<	1.00	U	<	0.29	U	<	0.29	U	<	0.451	U
2,4-Dinitrotoluene	-	0 / 24	<	0.8	U	<	1.1	U	<	0.8	U	<	0.500	U	<	0.233	U	<	0.233	U	<	0.26	U
2,6-Dinitrotoluene	-	0 / 24	<	0.8	U	<	1.1	U	<	0.8	U	<	0.500	U	<	0.2	U	<	0.2	U	<	0.26	U
2-Amino-4,6-dinitrotoluene	0.058 J	1 / 23	<	0.8	U	<	1	U	<	0.8	U	<	0.500	U	<	0.173	U	<	0.173	U	<	0.244	U
2-Nitrotoluene	-	0 / 18	<	0.8	U	<	1.1	U	<	0.8	U	<	1.00	U	<	0.319	U	<	0.319	U		NA	
3-Nitrotoluene	-	0 / 18	<	0.8	U	<	1.1	U	<	0.8	U	<	1.00	U	<	0.514	U	<	0.514	U		NA	
4-Amino-2,6-dinitrotoluene	-	0 / 18	<	0.8	U	<	1	U	<	0.8	U	<	1.00	U	<	0.309	U	<	0.309	U		NA	
4-Nitrotoluene	-	0 / 18	<	0.8	U	<	1.1	U	<	0.8	U	<	1.00	U	<	0.368	U	<	0.368	U		NA	
HMX	-	0 / 23	<	1	U	<	0.8	U	<	0.8	U	<	0.500	U	<	0.16	U	<	0.16	U	<	0.563	U
MNX	-	0 / 10		NA			NA			NA			NA			NA			NA			NA	
Nitrobenzene	-	0 / 23	<	0.8	U	<	0.8	U	<	0.8	U	<	0.500	U	<	0.231	U	<	0.231	U	<	0.817	U
RDX	0.4	2 / 23	<	0.8	U	<	0.8	U	<	0.8	U	<	1.00	U	<	0.558	U	<	0.558	U	<	0.412	U
Tetryl	1.15	1 / 22	<	0.8	U	<	1.3	U	<	0.8	U	<	0.500	U	<	0.253	U	<	0.253	U	<	1.18	U

Notes:
< = less than reporting limit
µg/L = micrograms per liter
HMX = octahydro-1,3,5,7-tetranitro-1,3,5,7-tetrazocine
ID = identification number
J = estimated
LOQ = limit of quantification
MNX = mono-nitroso-RDX
NA = not analyzed
NRL = no reporting limit
Qual = qualifier
RDX = hexahydro-1,3,5-trinitro-1,3,5-triazine
RL = reporting limit
U = nondetect

TABLE E.1.4-7
CORNHUSKER ARMY AMMUNITION PLANT
WELL NW031-EXPLOSIVES

FIELD ID			NW031			NW031			NW031			NW031			NW031		
METHOD	Maximum	Detection	UW33			UW32			UW33			UW25			99		
COLLECT DATE	Detection	Frequency	6/13/1994			8/25/1992			7/25/1991			6/2/1991			11/29/1984		
			Result	RL	Qual	Result	RL	Qual	Result	RL	Qual	Result	RL	Qual	Result	RL	Qual
EXPLOSIVES (µg/L)																	
1,3,5-Trinitrobenzene	-	0 / 24	<	0.425	U	<	0.449	U	<	0.425	U	<	0.21	U	<	0.1	U
1,3-Dinitrobenzene	-	0 / 24	<	0.549	U	<	0.611	U	<	0.549	U	<	0.458	U	<	0.1	U
2,4,6-Trinitrotoluene	-	0 / 24	<	0.451	U	<	0.635	U	<	0.451	U	<	0.426	U	<	0.1	U
2,4-Dinitrotoluene	-	0 / 24	<	0.26	U	<	0.064	U	<	0.26	U	<	0.397	U	<	0.1	U
2,6-Dinitrotoluene	-	0 / 24	<	0.26	U	<	0.074	U	<	0.26	U	<	0.6	U	<	0.1	U
2-Amino-4,6-dinitrotoluene	0.058 J	1 / 23	<	0.244	U	<	0.158	U	<	0.5	U	<	0.8	U		NA	
2-Nitrotoluene	-	0 / 18		NA			NA			NA			NA			NA	
3-Nitrotoluene	-	0 / 18		NA			NA			NA			NA			NA	
4-Amino-2,6-dinitrotoluene	-	0 / 18		NA			NA			NA			NA			NA	
4-Nitrotoluene	-	0 / 18		NA			NA			NA			NA			NA	
HMX	-	0 / 23	<	0.563	U	<	1.21	U	<	0.563	U	<	5.3	U		NA	
MNX	-	0 / 10		NA			NA			NA			NA			NA	
Nitrobenzene	-	0 / 23	<	0.817	U	<	0.645	U	<	0.817	U	<	0.682	U		NA	
RDX	0.4	2 / 23	<	0.412	U	<	1.17	U	<	0.412	U		NA		0.4	NRL	
Tetryl	1.15	1 / 22	<	1.18	U		NA		<	1.18	U	1.15	NRL			NA	

Notes:
< = less than reporting limit
µg/L = micrograms per liter
HMX = octahydro-1,3,5,7-tetranitro-1,3,5,7-tetrazocine
ID = identification number
J = estimated
LOQ = limit of quantification
MNX = mono-nitroso-RDX
NA = not analyzed
NRL = no reporting limit
Qual = qualifier
RDX = hexahydro-1,3,5-trinitro-1,3,5-triazine
RL = reporting limit
U = nondetect

TABLE E.1.4-8
CORNHUSKER ARMY AMMUNITION PLANT
WELL NW032-EXPLOSIVES

FIELD ID			NW032			NW032			NW032			NW032			NW032			NW032			NW032	
METHOD	Maximum	Detection	SW846 M8330			SW846 M8330			SW846 M8330			SW846 M8330			SW846 M8330			SW846 M8330			SW846 M83	
COLLECT DATE	Detection	Frequency	None			None			3/20/2013			3/6/2012			3/8/2011			3/9/2010			3/10/2009	
			Result	RL	Qual	Result	RL	Qual	Result	RL	Qual	Result	RL	Qual	Result	RL	Qual	Result	RL	Qual	Result	RL
EXPLOSIVES (µg/L)																						
1,3,5-Trinitrobenzene	-	0 / 23							<	0.8	U	<	0.8	U	<	0.8	U	<	1	U	<	0.48
1,3-Dinitrobenzene	-	0 / 23							<	0.8	U	<	0.8	U	<	0.8	U	<	0.42	U	<	0.48
2,4,6-Trinitrotoluene	-	0 / 23							<	0.8	U	<	0.8	U	<	0.8	U	<	0.42	U	<	0.48
2,4-Dinitrotoluene	-	0 / 23							<	0.8	U	<	0.8	U	<	0.8	U	<	0.42	U	<	0.48
2,6-Dinitrotoluene	-	0 / 23	**Abandoned**			**Not Sampled**			<	0.8	U	<	0.8	U	<	0.8	U	<	0.21	U	<	0.48
2-Amino-4,6-dinitrotoluene	-	0 / 22	**2017**			**in 2014, 2015, 2016, 2017**			<	0.8	U	<	0.8	U	<	0.8	U	<	0.21	U	<	0.48
2-Nitrotoluene	-	0 / 18							<	0.8	U	<	0.8	U	<	0.8	U	<	0.42	U	<	0.48
3-Nitrotoluene	-	0 / 18							<	0.8	U	<	0.8	U	<	0.8	U	<	0.42	U	<	0.48
4-Amino-2,6-dinitrotoluene	-	0 / 18							<	1.4	U	<	1.4	U	<	0.8	U	<	0.21	U	<	0.48
4-Nitrotoluene	-	0 / 18							<	0.8	U	<	0.8	U	<	0.8	U	<	1	U	<	0.48
HMX	-	0 / 22							<	0.8	U	<	0.8	U	<	0.8	U	<	0.42	U	<	0.48
MNX	-	0 / 10							<	0.8	U	<	0.8	U	<	0.8	U	<	2.1	U	<	0.48
Nitrobenzene	-	0 / 22							<	0.8	U	<	0.8	U	<	0.8	U	<	0.42	U	<	0.48
RDX	-	0 / 23							<	0.8	U	<	0.8	U	<	0.8	U	<	0.21	U	<	0.48
Tetryl	-	0 / 21							<	1.6	U	<	0.8	U	<	0.8	U	<	0.25	U	<	0.48

Notes:
< = less than reporting limit
µg/L = micrograms per liter
HMX = octahydro-1,3,5,7-tetranitro-1,3,5,7-tetrazocine
ID = identification number
J = estimated
LOQ = limit of quantification
MNX = mono-nitroso-RDX
NA = not analyzed
NRL = no reporting limit
Qual = qualifier
RDX = hexahydro-1,3,5-trinitro-1,3,5-triazine
RL = reporting limit
U = nondetect

TABLE E.1.4-8
CORNHUSKER ARMY AMMUNITION PLANT
WELL NW032-EXPLOSIVES

FIELD ID				NW032			NW032			NW032			NW032			NW032			NW032			NW032	
METHOD	Maximum	Detection	30	SW846 M8330			SW846 M8330			SW846 M8330			SW846 M8330			SW846 M8330			SW846 M8330			SW846 M83	
COLLECT DATE	Detection	Frequency		3/10/2008			3/12/2007			3/14/2006			3/14/2005			3/12/2004			3/17/2003			3/18/2002	
			Qual	Result	RL	Qual	Result	RL	Qual	Result	RL	Qual	Result	RL	Qual	Result	RL	Qual	Result	RL	Qual	Result	RL
EXPLOSIVES (µg/L)																							
1,3,5-Trinitrobenzene	-	0 / 23	U	<	0.48	U	<	0.49	U	<	0.48	U	<	0.48	U	<	0.4	U	<	0.2	U	<	0.24
1,3-Dinitrobenzene	-	0 / 23	U	<	0.48	U	<	0.49	U	<	0.48	U	<	0.48	U	<	0.4	U	<	0.2	U	<	0.16
2,4,6-Trinitrotoluene	-	0 / 23	U	<	0.48	U	<	0.49	U	<	0.48	U	<	0.48	U	<	0.4	U	<	0.2	U	<	0.20
2,4-Dinitrotoluene	-	0 / 23	U	<	0.48	U	<	0.49	U	<	0.48	U	<	0.48	U	<	0.78	U	<	0.39	U	<	0.16
2,6-Dinitrotoluene	-	0 / 23	U	<	0.48	U	<	0.49	U	<	0.48	U	<	0.48	U	<	0.78	U	<	0.39	U	<	0.62
2-Amino-4,6-dinitrotoluene	-	0 / 22	U	<	0.48	U	<	0.49	U	<	0.48	U	<	0.48	U	<	0.78	U	<	0.39	U	<	0.25
2-Nitrotoluene	-	0 / 18	U	<	0.48	U	<	0.49	U	<	0.48	U	<	0.48	U	<	0.78	U	<	0.39	U	<	0.49
3-Nitrotoluene	-	0 / 18	U	<	0.48	U	<	0.49	U	<	0.48	U	<	0.48	U	<	0.78	U	<	0.39	U	<	0.31
4-Amino-2,6-dinitrotoluene	-	0 / 18	U	<	0.48	U	<	0.49	U	<	0.48	U	<	0.48	U	<	0.78	U	<	0.39	U	<	0.42
4-Nitrotoluene	-	0 / 18	U	<	0.48	U	<	0.49	U	<	0.48	U	<	0.48	U	<	1.3	U	<	0.62	U	<	1.0
HMX	-	0 / 22	U	<	0.48	U	<	0.49	U	<	0.48	U	<	0.48	U	<	0.98	U	<	0.49	U	<	0.68
MNX	-	0 / 10	U	<	0.48	U	<	0.49	U	<	0.48	U	<	0.48	U	<	0.4	U		NA			NA
Nitrobenzene	-	0 / 22	U	<	0.48	U	<	0.49	U	<	0.48	U	<	0.48	U	<	0.4	U	<	0.2	U	<	0.28
RDX	-	0 / 23	U	<	0.48	U	<	0.49	U	<	0.48	U	<	0.48	U	<	0.4	U	<	0.2	U	<	0.40
Tetryl	-	0 / 21	U	<	0.48	U	<	0.49	U	<	0.48	U	<	0.48	U	<	0.78	U	<	0.39	U	<	0.66

Notes:
< = less than reporting limit
µg/L = micrograms per liter
HMX = octahydro-1,3,5,7-tetranitro-1,3,5,7-tetrazocine
ID = identification number
J = estimated
LOQ = limit of quantification
MNX = mono-nitroso-RDX
NA = not analyzed
NRL = no reporting limit
Qual = qualifier
RDX = hexahydro-1,3,5-trinitro-1,3,5-triazine
RL = reporting limit
U = nondetect

TABLE E.1.4-8
CORNHUSKER ARMY AMMUNITION PLANT
WELL NW032-EXPLOSIVES

FIELD ID				NW032			NW032			NW032			NW032			NW032			NW032			NW032	
METHOD	Maximum	Detection	30	SW846 M8330			SW846 M8330			SW846 M8330			UW51			UW51			UW51			UW33	
COLLECT DATE	Detection	Frequency		3/21/2001			3/14/2000			3/25/1999			6/14/1998			10/2/1997			2/17/1997			7/15/1994	
			Qual	Result	RL	Qual	Result	RL	Qual	Result	RL	Qual	Result	RL	Qual	Result	RL	Qual	Result	RL	Qual	Result	RL
EXPLOSIVES (µg/L)																							
1,3,5-Trinitrobenzene	-	0 / 23	U	<	0.8	U	<	0.8	U	<	0.8	U	<	1.00	U	<	0.125	U	<	0.125	U	<	0.425
1,3-Dinitrobenzene	-	0 / 23	U	<	0.8	U	<	0.8	U	<	0.8	U	<	0.500	U	<	0.989	U	<	0.989	U	<	0.549
2,4,6-Trinitrotoluene	-	0 / 23	U	<	0.8	U	<	1.5	U	<	0.8	U	<	1.00	U	<	0.29	U	<	0.29	U	<	0.451
2,4-Dinitrotoluene	-	0 / 23	U	<	0.8	U	<	1.1	U	<	0.8	U	<	0.500	U	<	0.233	U	<	0.233	U	<	0.26
2,6-Dinitrotoluene	-	0 / 23	U	<	0.8	U	<	1.1	U	<	0.8	U	<	0.500	U	<	0.2	U	<	0.2	U	<	0.26
2-Amino-4,6-dinitrotoluene	-	0 / 22	U	<	0.8	U	<	1	U	<	0.8	U	<	0.500	U	<	0.173	U	<	0.173	U	<	0.244
2-Nitrotoluene	-	0 / 18	U	<	0.8	U	<	1.1	U	<	0.8	U	<	1.00	U	<	0.319	U	<	0.319	U		NA
3-Nitrotoluene	-	0 / 18	U	<	0.8	U	<	1.1	U	<	0.8	U	<	1.00	U	<	0.514	U	<	0.514	U		NA
4-Amino-2,6-dinitrotoluene	-	0 / 18	U	<	0.8	U	<	1	U	<	0.8	U	<	1.00	U	<	0.309	U	<	0.309	U		NA
4-Nitrotoluene	-	0 / 18	U	<	0.8	U	<	1.1	U	<	0.8	U	<	1.00	U	<	0.368	U	<	0.368	U		NA
HMX	-	0 / 22	U	<	1	U	<	0.8	U	<	0.8	U	<	0.500	U	<	0.16	U	<	0.16	U	<	0.563
MNX	-	0 / 10			NA			NA			NA			NA			NA			NA			NA
Nitrobenzene	-	0 / 22	U	<	0.8	U	<	0.8	U	<	0.8	U	<	0.500	U	<	0.231	U	<	0.231	U	<	0.817
RDX	-	0 / 23	U	<	0.8	U	<	0.8	U	<	0.8	U	<	1.00	U	<	0.558	U	<	0.558	U	<	0.412
Tetryl	-	0 / 21	U	<	0.8	U	<	1.3	U	<	0.8	U	<	0.500	U	<	0.253	U	<	0.253	U	<	1.18

Notes:
< = less than reporting limit
µg/L = micrograms per liter
HMX = octahydro-1,3,5,7-tetranitro-1,3,5,7-tetrazocine
ID = identification number
J = estimated
LOQ = limit of quantification
MNX = mono-nitroso-RDX
NA = not analyzed
NRL = no reporting limit
Qual = qualifier
RDX = hexahydro-1,3,5-trinitro-1,3,5-triazine
RL = reporting limit
U = nondetect

TABLE E.1.4-8
CORNHUSKER ARMY AMMUNITION PLANT
WELL NW032-EXPLOSIVES

FIELD ID				NW032			NW032			NW032			NW032	
METHOD	Maximum	Detection		UW33			UW32			UW25			99	
COLLECT DATE	Detection	Frequency		6/13/1994			8/25/1992			6/2/1991			11/29/1984	
			Qual	Result	RL	Qual	Result	RL	Qual	Result	RL	Qual	Result	RL	Qual
EXPLOSIVES (µg/L)															
1,3,5-Trinitrobenzene	-	0 / 23	U	<	0.425	U	<	0.449	U	<	0.21	U	<	0.1	U
1,3-Dinitrobenzene	-	0 / 23	U	<	0.549	U	<	0.611	U	<	0.458	U	<	0.1	U
2,4,6-Trinitrotoluene	-	0 / 23	U	<	0.451	U	<	0.635	U	<	0.426	U	<	0.1	U
2,4-Dinitrotoluene	-	0 / 23	U	<	0.26	U	<	0.064	U	<	0.397	U	<	0.1	U
2,6-Dinitrotoluene	-	0 / 23	U	<	0.26	U	<	0.074	U	<	0.6	U	<	0.1	U
2-Amino-4,6-dinitrotoluene	-	0 / 22	U	<	0.244	U	<	0.158	U	<	0.8	U		NA	
2-Nitrotoluene	-	0 / 18			NA			NA			NA			NA	
3-Nitrotoluene	-	0 / 18			NA			NA			NA			NA	
4-Amino-2,6-dinitrotoluene	-	0 / 18			NA			NA			NA			NA	
4-Nitrotoluene	-	0 / 18			NA			NA			NA			NA	
HMX	-	0 / 22	U	<	0.563	U	<	1.21	U	<	5.3	U		NA	
MNX	-	0 / 10			NA			NA			NA			NA	
Nitrobenzene	-	0 / 22	U	<	0.817	U	<	0.645	U	<	0.682	U		NA	
RDX	-	0 / 23	U	<	0.412	U	<	1.17	U	<	0.416	U	<	0.1	U
Tetryl	-	0 / 21	U	<	1.18	U		NA		<	3.56	U		NA	

Notes:
< = less than reporting limit
µg/L = micrograms per liter
HMX = octahydro-1,3,5,7-tetranitro-1,3,5,7-tetrazocine
ID = identification number
J = estimated
LOQ = limit of quantification
MNX = mono-nitroso-RDX
NA = not analyzed
NRL = no reporting limit
Qual = qualifier
RDX = hexahydro-1,3,5-trinitro-1,3,5-triazine
RL = reporting limit
U = nondetect

TABLE E.1.4-9
CORNHUSKER ARMY AMMUNITION PLANT
WELL NW040-EXPLOSIVES

FIELD ID			NW040			NW040			NW040			NW040			NW040			NW040			NW040		
METHOD	Maximum	Detection	SW846 M8330			SW846 M8330			SW846 M8330			SW846 M8330			SW846 M8330			SW846 M8330			SW846 M8330		
COLLECT DATE	Detection	Frequency	None			None			None			None			None			3/14/2003			3/14/2002		
			Result	RL	Qual	Result	RL	Qual	Result	RL	Qual	Result	RL	Qual	Result	RL	Qual	Result	RL	Qual	Result	RL	Qual
EXPLOSIVES (µg/L)																							
1,3,5-Trinitrobenzene	-	0 / 13																<	0.4	U	<	0.47	U
1,3-Dinitrobenzene	-	0 / 13																<	0.26	U	<	0.31	U
2,4,6-Trinitrotoluene	-	0 / 13																<	0.33	U	<	0.39	U
2,4-Dinitrotoluene	-	0 / 13																<	0.26	U	<	0.31	U
2,6-Dinitrotoluene	-	0 / 13	**Abandoned**			**No 2007 Sample**			**No 2006 Sample**			**No 2005 Sample**			**No 2004 Sample**			<	1	U	<	1.2	U
2-Amino-4,6-dinitrotoluene	-	0 / 12	**2008**			**Well Dry**			**Well Dry**			**Well Dry**			**Well Dry**			<	0.41	U	<	0.49	U
2-Nitrotoluene	-	0 / 8																<	0.81	U	<	0.96	U
3-Nitrotoluene	-	0 / 8																<	0.51	U	<	0.60	U
4-Amino-2,6-dinitrotoluene	-	0 / 8																<	0.69	U	<	0.82	U
4-Nitrotoluene	-	0 / 8																<	1.6	U	<	2.0	U
HMX	-	0 / 12																<	1.1	U	<	1.3	U
MNX		0 / 0																	NA			NA	
Nitrobenzene	-	0 / 12																<	0.46	U	<	0.55	U
RDX	0.2	1 / 13																<	0.66	U	<	0.78	U
Tetryl	0.753	1 / 11																<	1.1	U	<	1.3	U

Notes:
< = less than reporting limit
µg/L = micrograms per liter
HMX = octahydro-1,3,5,7-tetranitro-1,3,5,7-tetrazocine
ID = identification number
J = estimated
LOQ = limit of quantification
MNX = mono-nitroso-RDX
NA = not analyzed
NRL = no reporting limit
Qual = qualifier
RDX = hexahydro-1,3,5-trinitro-1,3,5-triazine
RL = reporting limit
U = nondetect

TABLE E.1.4-9
CORNHUSKER ARMY AMMUNITION PLANT
WELL NW040-EXPLOSIVES

FIELD ID			NW040			NW040			NW040			NW040			NW040			NW040			NW040		
METHOD	Maximum	Detection	SW846 M8330			SW846 M8330			SW846 M8330			UW51			UW51			UW51			UW33		
COLLECT DATE	Detection	Frequency	3/13/2001			3/14/2000			3/23/1999			6/14/1998			10/3/1997			12/10/1996			7/13/1994		
			Result	RL	Qual	Result	RL	Qual	Result	RL	Qual	Result	RL	Qual	Result	RL	Qual	Result	RL	Qual	Result	RL	Qual
EXPLOSIVES (µg/L)																							
1,3,5-Trinitrobenzene	-	0 / 13	<	0.8	U	<	0.8	U	<	0.8	U	<	1.00	U	<	0.125	U	<	0.125	U	<	0.425	U
1,3-Dinitrobenzene	-	0 / 13	<	0.8	U	<	0.8	U	<	0.8	U	<	0.500	U	<	0.989	U	<	0.989	U	<	0.549	U
2,4,6-Trinitrotoluene	-	0 / 13	<	0.8	U	<	1.5	U	<	0.8	U	<	1.00	U	<	0.29	U	<	0.29	U	<	0.451	U
2,4-Dinitrotoluene	-	0 / 13	<	0.8	U	<	1.1	U	<	0.8	U	<	0.500	U	<	0.233	U	<	0.233	U	<	0.26	U
2,6-Dinitrotoluene	-	0 / 13	<	0.8	U	<	1.1	U	<	0.8	U	<	0.500	U	<	0.2	U	<	0.2	U	<	0.26	U
2-Amino-4,6-dinitrotoluene	-	0 / 12	<	0.8	U	<	1	U	<	0.8	U	<	0.500	U	<	0.173	U	<	0.173	U	<	0.244	U
2-Nitrotoluene	-	0 / 8	<	0.8	U	<	1.1	U	<	0.8	U	<	1.00	U	<	0.319	U	<	0.319	U		NA	
3-Nitrotoluene	-	0 / 8	<	0.8	U	<	1.1	U	<	0.8	U	<	1.00	U	<	0.514	U	<	0.514	U		NA	
4-Amino-2,6-dinitrotoluene	-	0 / 8	<	0.8	U	<	1	U	<	0.8	U	<	1.00	U	<	0.309	U	<	0.309	U		NA	
4-Nitrotoluene	-	0 / 8	<	0.8	U	<	1.1	U	<	0.8	U	<	1.00	U	<	0.368	U	<	0.368	U		NA	
HMX	-	0 / 12	<	1	U	<	0.8	U	<	0.8	U	<	0.500	U	<	0.16	U	<	0.16	U	<	0.563	U
MNX		0 / 0		NA			NA			NA			NA			NA			NA			NA	
Nitrobenzene	-	0 / 12	<	0.8	U	<	0.8	U	<	0.8	U	<	0.500	U	<	0.231	U	<	0.231	U	<	0.817	U
RDX	0.2	1 / 13	<	0.8	U	<	0.8	U	<	0.8	U	<	1.00	U	<	0.558	U	<	0.558	U	<	0.412	U
Tetryl	0.753	1 / 11	<	0.8	U	<	1.3	U	<	0.8	U	<	0.500	U	<	0.253	U	<	0.253	U	<	1.18	U

Notes:
< = less than reporting limit
µg/L = micrograms per liter
HMX = octahydro-1,3,5,7-tetranitro-1,3,5,7-tetrazocine
ID = identification number
J = estimated
LOQ = limit of quantification
MNX = mono-nitroso-RDX
NA = not analyzed
NRL = no reporting limit
Qual = qualifier
RDX = hexahydro-1,3,5-trinitro-1,3,5-triazine
RL = reporting limit
U = nondetect

TABLE E.1.4-9
CORNHUSKER ARMY AMMUNITION PLANT
WELL NW040-EXPLOSIVES

FIELD ID			NW040			NW040			NW040			NW040		
METHOD	Maximum	Detection	UW33			UW32			UW25			99		
COLLECT DATE	Detection	Frequency	6/10/1994			8/25/1992			5/30/1991			11/29/1984		
			Result	RL	Qual	Result	RL	Qual	Result	RL	Qual	Result	RL	Qual
EXPLOSIVES (µg/L)														
1,3,5-Trinitrobenzene	-	0 / 13	<	0.425	U	<	0.449	U	<	0.21	U	<	0.1	U
1,3-Dinitrobenzene	-	0 / 13	<	0.549	U	<	0.611	U	<	0.458	U	<	0.1	U
2,4,6-Trinitrotoluene	-	0 / 13	<	0.451	U	<	0.635	U	<	0.426	U	<	0.1	U
2,4-Dinitrotoluene	-	0 / 13	<	0.26	U	<	0.064	U	<	0.397	U	<	0.1	U
2,6-Dinitrotoluene	-	0 / 13	<	0.26	U	<	0.074	U	<	0.6	U	<	0.1	U
2-Amino-4,6-dinitrotoluene	-	0 / 12	<	0.244	U	<	0.158	U	<	0.8	U		NA	
2-Nitrotoluene	-	0 / 8		NA			NA			NA			NA	
3-Nitrotoluene	-	0 / 8		NA			NA			NA			NA	
4-Amino-2,6-dinitrotoluene	-	0 / 8		NA			NA			NA			NA	
4-Nitrotoluene	-	0 / 8		NA			NA			NA			NA	
HMX	-	0 / 12	<	0.563	U	<	1.21	U	<	0.533	U		NA	
MNX		0 / 0		NA			NA			NA			NA	
Nitrobenzene	-	0 / 12	<	0.817	U	<	0.645	U	<	0.682	U		NA	
RDX	0.2	1 / 13	<	0.412	U	<	1.17	U	<	0.416	U	0.2	NRL	
Tetryl	0.753	1 / 11	<	1.18	U		NA		0.753	NRL			NA	

Notes:
< = less than reporting limit
µg/L = micrograms per liter
HMX = octahydro-1,3,5,7-tetranitro-1,3,5,7-tetrazocine
ID = identification number
J = estimated
LOQ = limit of quantification
MNX = mono-nitroso-RDX
NA = not analyzed
NRL = no reporting limit
Qual = qualifier
RDX = hexahydro-1,3,5-trinitro-1,3,5-triazine
RL = reporting limit
U = nondetect

TABLE E.1.4-10
CORNHUSKER ARMY AMMUNITION PLANT
WELL NW041-EXPLOSIVES

FIELD ID			NW041			NW041			NW041			NW041			NW041			NW041			NW041		
METHOD	Maximum	Detection	SW846 M8330			SW846 M8330			SW846 M8330			SW846 M8330			SW846 M8330			SW846 M8330			SW846 M8330		
COLLECT DATE	Detection	Frequency	None			None			3/13/2006			3/11/2005			3/12/2004			3/14/2003			3/14/2002		
			Result	RL	Qual	Result	RL	Qual	Result	RL	Qual	Result	RL	Qual	Result	RL	Qual	Result	RL	Qual	Result	RL	Qual
EXPLOSIVES (µg/L)																							
1,3,5-Trinitrobenzene	-	0 / 16							<	0.48	U	<	0.5	U	<	0.38	U	<	0.29	U	<	0.40	U
1,3-Dinitrobenzene	-	0 / 16							<	0.48	U	<	0.5	U	<	0.38	U	<	0.19	U	<	0.27	U
2,4,6-Trinitrotoluene	-	0 / 16							<	0.48	U	<	0.5	U	<	0.38	U	<	0.24	U	<	0.33	U
2,4-Dinitrotoluene	-	0 / 16							<	0.48	U	<	0.5	U	<	0.74	U	<	0.19	U	<	0.27	U
2,6-Dinitrotoluene	-	0 / 16	**Abandoned**			**Not Sampled**			<	0.48	U	<	0.5	U	<	0.74	U	<	0.74	U	<	1.0	U
2-Amino-4,6-dinitrotoluene	-	0 / 15	**2008**			**in 2007**			<	0.48	U	<	0.5	U	<	0.74	U	<	0.3	U	<	0.42	U
2-Nitrotoluene	-	0 / 11							<	0.48	U	<	0.5	U	<	0.74	U	<	0.59	U	<	0.82	U
3-Nitrotoluene	-	0 / 11							<	0.48	U	<	0.5	U	<	0.74	U	<	0.37	U	<	0.52	U
4-Amino-2,6-dinitrotoluene	-	0 / 11							<	0.48	U	<	0.5	U	<	0.74	U	<	0.5	U	<	0.70	U
4-Nitrotoluene	-	0 / 11							<	0.48	U	<	0.5	U	<	1.2	U	<	1.2	U	<	1.7	U
HMX	-	0 / 15							<	0.48	U	<	0.5	U	<	0.93	U	<	0.82	U	<	1.1	U
MNX	-	0 / 3							<	0.48	U	<	0.5	U	<	0.38	U		NA			NA	
Nitrobenzene	-	0 / 15							<	0.48	U	<	0.5	U	<	0.38	U	<	0.34	U	<	0.47	U
RDX	0.676	4 / 16							<	0.48	U	<	0.5	U	<	0.38	U	0.27	0.48	J	<	0.67	U
Tetryl	-	0 / 14							<	0.48	U	<	0.5	U	<	0.74	U	<	0.79	U	<	1.1	U

Notes:
< = less than reporting limit
µg/L = micrograms per liter
HMX = octahydro-1,3,5,7-tetranitro-1,3,5,7-tetrazocine
ID = identification number
J = estimated
LOQ = limit of quantification
MNX = mono-nitroso-RDX
NA = not analyzed
NRL = no reporting limit
Qual = qualifier
RDX = hexahydro-1,3,5-trinitro-1,3,5-triazine
RL = reporting limit
U = nondetect

TABLE E.1.4-10
CORNHUSKER ARMY AMMUNITION PLANT
WELL NW041-EXPLOSIVES

FIELD ID			NW041			NW041			NW041			NW041			NW041			NW041			NW041		
METHOD	Maximum	Detection	SW846 M8330			SW846 M8330			SW846 M8330			UW51			UW51			UW51			UW33		
COLLECT DATE	Detection	Frequency	3/13/2001			3/14/2000			3/23/1999			6/14/1998			10/3/1997			12/10/1996			7/13/1994		
			Result	RL	Qual	Result	RL	Qual	Result	RL	Qual	Result	RL	Qual	Result	RL	Qual	Result	RL	Qual	Result	RL	Qual
EXPLOSIVES (µg/L)																							
1,3,5-Trinitrobenzene	-	0 / 16	<	0.8	U	<	0.8	U	<	0.8	U	<	1.00	U	<	0.125	U	<	0.125	U	<	0.425	U
1,3-Dinitrobenzene	-	0 / 16	<	0.8	U	<	0.8	U	<	0.8	U	<	0.500	U	<	0.989	U	<	0.989	U	<	0.549	U
2,4,6-Trinitrotoluene	-	0 / 16	<	0.8	U	<	1.5	U	<	0.8	U	<	1.00	U	<	0.29	U	<	0.29	U	<	0.451	U
2,4-Dinitrotoluene	-	0 / 16	<	0.8	U	<	1.1	U	<	0.8	U	<	0.500	U	<	0.233	U	<	0.233	U	<	0.26	U
2,6-Dinitrotoluene	-	0 / 16	<	0.8	U	<	1.1	U	<	0.8	U	<	0.500	U	<	0.2	U	<	0.2	U	<	0.26	U
2-Amino-4,6-dinitrotoluene	-	0 / 15	<	0.8	U	<	1	U	<	0.8	U	<	0.500	U	<	0.173	U	<	0.173	U	<	0.244	U
2-Nitrotoluene	-	0 / 11	<	0.8	U	<	1.1	U	<	0.8	U	<	1.00	U	<	0.319	U	<	0.319	U		NA	
3-Nitrotoluene	-	0 / 11	<	0.8	U	<	1.1	U	<	0.8	U	<	1.00	U	<	0.514	U	<	0.514	U		NA	
4-Amino-2,6-dinitrotoluene	-	0 / 11	<	0.8	U	<	1	U	<	0.8	U	<	1.00	U	<	0.309	U	<	0.309	U		NA	
4-Nitrotoluene	-	0 / 11	<	0.8	U	<	1.1	U	<	0.8	U	<	1.00	U	<	0.368	U	<	0.368	U		NA	
HMX	-	0 / 15	<	1	U	<	0.8	U	<	0.8	U	<	0.500	U	<	0.16	U	<	0.16	U	<	0.563	U
MNX	-	0 / 3		NA			NA			NA			NA			NA			NA			NA	
Nitrobenzene	-	0 / 15	<	0.8	U	<	0.8	U	<	0.8	U	<	0.500	U	<	0.231	U	<	0.231	U	<	0.817	U
RDX	0.676	4 / 16	<	0.8	U	<	0.8	U	<	0.8	U	<	1.00	U	<	0.558	U	<	0.558	U	0.62	NRL	
Tetryl	-	0 / 14	<	0.8	U	<	1.3	U	<	0.8	U	<	0.500	U	<	0.253	U	<	0.253	U	<	1.18	U

Notes:
< = less than reporting limit
µg/L = micrograms per liter
HMX = octahydro-1,3,5,7-tetranitro-1,3,5,7-tetrazocine
ID = identification number
J = estimated
LOQ = limit of quantification
MNX = mono-nitroso-RDX
NA = not analyzed
NRL = no reporting limit
Qual = qualifier
RDX = hexahydro-1,3,5-trinitro-1,3,5-triazine
RL = reporting limit
U = nondetect

TABLE E.1.4-10
CORNHUSKER ARMY AMMUNITION PLANT
WELL NW041-EXPLOSIVES

FIELD ID			NW041			NW041			NW041			NW041		
METHOD	Maximum	Detection	UW33			UW32			UW25			99		
COLLECT DATE	Detection	Frequency	6/10/1994			8/31/1992			5/30/1991			11/29/1984		
			Result	RL	Qual	Result	RL	Qual	Result	RL	Qual	Result	RL	Qual
EXPLOSIVES (µg/L)														
1,3,5-Trinitrobenzene	-	0 / 16	<	0.425	U	<	0.449	U	<	0.21	U	<	0.1	U
1,3-Dinitrobenzene	-	0 / 16	<	0.549	U	<	0.611	U	<	0.458	U	<	0.1	U
2,4,6-Trinitrotoluene	-	0 / 16	<	0.451	U	<	0.635	U	<	0.426	U	<	0.1	U
2,4-Dinitrotoluene	-	0 / 16	<	0.26	U	<	0.064	U	<	0.397	U	<	0.1	U
2,6-Dinitrotoluene	-	0 / 16	<	0.26	U	<	0.074	U	<	0.6	U	<	0.1	U
2-Amino-4,6-dinitrotoluene	-	0 / 15	<	0.244	U	<	0.158	U	<	0.8	U		NA	
2-Nitrotoluene	-	0 / 11		NA			NA			NA			NA	
3-Nitrotoluene	-	0 / 11		NA			NA			NA			NA	
4-Amino-2,6-dinitrotoluene	-	0 / 11		NA			NA			NA			NA	
4-Nitrotoluene	-	0 / 11		NA			NA			NA			NA	
HMX	-	0 / 15	<	0.563	U	<	1.21	U	<	0.533	U		NA	
MNX	-	0 / 3		NA			NA			NA			NA	
Nitrobenzene	-	0 / 15	<	0.817	U	<	0.645	U	<	0.682	U		NA	
RDX	0.676	4 / 16	0.676	NRL		<	1.17	U	<	0.416	U	0.4	NRL	
Tetryl	-	0 / 14	<	1.18	U		NA		<	0.631	U		NA	

Notes:
< = less than reporting limit
µg/L = micrograms per liter
HMX = octahydro-1,3,5,7-tetranitro-1,3,5,7-tetrazocine
ID = identification number
J = estimated
LOQ = limit of quantification
MNX = mono-nitroso-RDX
NA = not analyzed
NRL = no reporting limit
Qual = qualifier
RDX = hexahydro-1,3,5-trinitro-1,3,5-triazine
RL = reporting limit
U = nondetect

TABLE E.1.4-11
CORNHUSKER ARMY AMMUNITION PLANT
WELL NW050-EXPLOSIVES

FIELD ID			NW050			NW050			NW050			NW050			NW050			NW050			NW050		
METHOD	Maximum	Detection	SW846 M8330			SW846 M8330			SW846 M8330			SW846 M8330			SW846 M8330			SW846 M8330			SW846 M8330		
COLLECT DATE	Detection	Frequency	None			3/7/2013			3/1/2012			3/7/2011			3/11/2010			3/5/2009			3/11/2008		
			Result	RL	Qual	Result	RL	Qual	Result	RL	Qual	Result	RL	Qual	Result	RL	Qual	Result	RL	Qual	Result	RL	Qual
EXPLOSIVES (µg/L)																							
1,3,5-Trinitrobenzene	-	0 / 22				<	0.8	U	<	0.8	U	<	0.8	U	<	1	U	<	0.49	U	<	0.48	U
1,3-Dinitrobenzene	-	0 / 22				<	0.8	U	<	0.8	U	<	0.8	U	<	0.41	U	<	0.49	U	<	0.48	U
2,4,6-Trinitrotoluene	-	0 / 22				<	0.8	U	<	0.8	U	<	0.8	U	<	0.41	U	<	0.49	U	<	0.48	U
2,4-Dinitrotoluene	-	0 / 22				<	0.8	U	<	0.8	U	<	0.8	U	<	0.41	U	<	0.49	U	<	0.48	U
2,6-Dinitrotoluene	-	0 / 22	**Not Sampled**			<	0.8	U	<	0.8	U	<	0.8	U	<	0.2	U	<	0.49	U	<	0.48	U
2-Amino-4,6-dinitrotoluene	-	0 / 21	**in 2014, 2015, 2016,**			<	0.8	U	<	0.8	U	<	0.8	U	<	0.2	U	<	0.49	U	<	0.48	U
2-Nitrotoluene	-	0 / 17	**2017, 2018**			<	0.8	U	<	0.8	U	<	0.8	U	<	0.41	U	<	0.49	U	<	0.48	U
3-Nitrotoluene	-	0 / 17				<	0.8	U	<	0.8	U	<	0.8	U	<	0.41	U	<	0.49	U	<	0.48	U
4-Amino-2,6-dinitrotoluene	-	0 / 17				<	1.4	U	<	1.4	U	<	0.8	U	<	0.2	U	<	0.49	U	<	0.48	U
4-Nitrotoluene	-	0 / 17				<	0.8	U	<	0.8	U	<	0.8	U	<	1	U	<	0.49	U	<	0.48	U
HMX	1.3	2 / 21				<	0.8	U	<	0.8	U	<	0.8	U	<	0.41	U	<	0.49	U	<	0.48	U
MNX	-	0 / 10				<	0.8	U	<	0.8	U	<	0.8	U	<	2	U	<	0.49	U	<	0.48	U
Nitrobenzene	-	0 / 21				<	0.8	U	<	0.8	U	<	0.8	U	<	0.41	U	<	0.49	U	<	0.48	U
RDX	2.3	4 / 23				<	0.8	U	<	0.8	U	<	0.8	U	<	0.2	U	<	0.49	U	<	0.48	U
Tetryl	-	0 / 20				<	1.6	U	<	0.8	U	<	0.8	U	<	0.24	U	<	0.49	U	<	0.48	U

Notes:
< = less than reporting limit
µg/L = micrograms per liter
HMX = octahydro-1,3,5,7-tetranitro-1,3,5,7-tetrazocine
ID = identification number
J = estimated
LOQ = limit of quantification
MNX = mono-nitroso-RDX
NA = not analyzed
NRL = no reporting limit
Qual = qualifier
RDX = hexahydro-1,3,5-trinitro-1,3,5-triazine
RL = reporting limit
U = nondetect

TABLE E.1.4-11
CORNHUSKER ARMY AMMUNITION PLANT
WELL NW050-EXPLOSIVES

FIELD ID			NW050			NW050			NW050			NW050			NW050			NW050			NW050		
METHOD	Maximum	Detection	SW846 M8330			SW846 M8330			SW846 M8330			SW846 M8330			SW846 M8330			SW846 M8330			SW846 M8330		
COLLECT DATE	Detection	Frequency	3/9/2007			3/13/2006			3/11/2005			3/11/2004			3/17/2003			3/18/2002			3/20/2001		
			Result	RL	Qual	Result	RL	Qual	Result	RL	Qual	Result	RL	Qual	Result	RL	Qual	Result	RL	Qual	Result	RL	Qual
EXPLOSIVES (µg/L)																							
1,3,5-Trinitrobenzene	-	0 / 22	<	0.48	U	<	0.48	U	<	0.48	U	<	0.31	U	<	0.22	U	<	0.46	U	<	0.8	U
1,3-Dinitrobenzene	-	0 / 22	<	0.48	U	<	0.48	U	<	0.48	U	<	0.31	U	<	0.22	U	<	0.31	U	<	0.8	U
2,4,6-Trinitrotoluene	-	0 / 22	<	0.48	U	<	0.48	U	<	0.48	U	<	0.31	U	<	0.22	U	<	0.39	U	<	0.8	U
2,4-Dinitrotoluene	-	0 / 22	<	0.48	U	<	0.48	U	<	0.48	U	<	0.6	U	<	0.42	U	<	0.31	U	<	0.8	U
2,6-Dinitrotoluene	-	0 / 22	<	0.48	U	<	0.48	U	<	0.48	U	<	0.6	U	<	0.42	U	<	1.2	U	<	0.8	U
2-Amino-4,6-dinitrotoluene	-	0 / 21	<	0.48	U	<	0.48	U	<	0.48	U	<	0.6	U	<	0.42	U	<	0.48	U	<	0.8	U
2-Nitrotoluene	-	0 / 17	<	0.48	U	<	0.48	U	<	0.48	U	<	0.6	U	<	0.42	U	<	0.95	U	<	0.8	U
3-Nitrotoluene	-	0 / 17	<	0.48	U	<	0.48	U	<	0.48	U	<	0.6	U	<	0.42	U	<	0.60	U	<	0.8	U
4-Amino-2,6-dinitrotoluene	-	0 / 17	<	0.48	U	<	0.48	U	<	0.48	U	<	0.6	U	<	0.42	U	<	0.81	U	<	0.8	U
4-Nitrotoluene	-	0 / 17	<	0.48	U	<	0.48	U	<	0.48	U	<	0.98	U	<	0.68	U	<	1.9	U	<	0.8	U
HMX	1.3	2 / 21	<	0.48	U	<	0.48	U	<	0.48	U	<	0.76	U	<	0.53	U	<	1.3	U	1.3	1	
MNX	-	0 / 10	<	0.48	U	<	0.48	U	<	0.48	U	<	0.31	U		NA			NA			NA	
Nitrobenzene	-	0 / 21	<	0.48	U	<	0.48	U	<	0.48	U	<	0.31	U	<	0.22	U	<	0.54	U	<	0.8	U
RDX	2.3	4 / 23	<	0.48	U	<	0.48	U	<	0.48	U	<	0.31	U	<	0.22	U	<	0.77	U	2.3	0.8	
Tetryl	-	0 / 20	<	0.48	U	<	0.48	U	<	0.48	U	<	0.6	U	<	0.42	U	<	1.3	U	<	0.8	U

Notes:
< = less than reporting limit
µg/L = micrograms per liter
HMX = octahydro-1,3,5,7-tetranitro-1,3,5,7-tetrazocine
ID = identification number
J = estimated
LOQ = limit of quantification
MNX = mono-nitroso-RDX
NA = not analyzed
NRL = no reporting limit
Qual = qualifier
RDX = hexahydro-1,3,5-trinitro-1,3,5-triazine
RL = reporting limit
U = nondetect

TABLE E.1.4-11
CORNHUSKER ARMY AMMUNITION PLANT
WELL NW050-EXPLOSIVES

FIELD ID			NW050			NW050			NW050			NW050			NW050			NW050			NW050		
METHOD	Maximum	Detection	SW846 M8330			SW846 M8330			UW51			UW51			UW33			UW33			UW32		
COLLECT DATE	Detection	Frequency	3/13/2000			3/23/1999			10/2/1997			12/9/1996			7/16/1994			6/12/1994			8/31/1992		
			Result	RL	Qual	Result	RL	Qual	Result	RL	Qual	Result	RL	Qual	Result	RL	Qual	Result	RL	Qual	Result	RL	Qual
EXPLOSIVES (µg/L)																							
1,3,5-Trinitrobenzene	-	0 / 22	<	0.8	U	<	0.8	U	<	0.125	U	<	0.125	U	<	0.425	U	<	0.425	U	<	0.449	U
1,3-Dinitrobenzene	-	0 / 22	<	0.8	U	<	0.8	U	<	0.989	U	<	0.989	U	<	0.549	U	<	0.549	U	<	0.611	U
2,4,6-Trinitrotoluene	-	0 / 22	<	1.5	U	<	0.8	U	<	0.29	U	<	0.29	U	<	0.451	U	<	0.451	U	<	0.635	U
2,4-Dinitrotoluene	-	0 / 22	<	1.1	U	<	0.8	U	<	0.233	U	<	0.233	U	<	0.26	U	<	0.26	U	<	0.064	U
2,6-Dinitrotoluene	-	0 / 22	<	1.1	U	<	0.8	U	<	0.2	U	<	0.2	U	<	0.26	U	<	0.26	U	<	0.074	U
2-Amino-4,6-dinitrotoluene	-	0 / 21	<	1	U	<	0.8	U	<	0.173	U	<	0.173	U	<	0.244	U	<	0.244	U	<	0.158	U
2-Nitrotoluene	-	0 / 17	<	1.1	U	<	0.8	U	<	0.319	U	<	0.319	U		NA			NA			NA	
3-Nitrotoluene	-	0 / 17	<	1.1	U	<	0.8	U	<	0.514	U	<	0.514	U		NA			NA			NA	
4-Amino-2,6-dinitrotoluene	-	0 / 17	<	1	U	<	0.8	U	<	0.309	U	<	0.309	U		NA			NA			NA	
4-Nitrotoluene	-	0 / 17	<	1.1	U	<	0.8	U	<	0.368	U	<	0.368	U		NA			NA			NA	
HMX	1.3	2 / 21	<	0.8	U	<	0.8	U	0.663	0.16		<	0.16	U	<	0.563	U	<	0.563	U	<	1.21	U
MNX	-	0 / 10		NA			NA			NA			NA			NA			NA			NA	
Nitrobenzene	-	0 / 21	<	0.8	U	<	0.8	U	<	0.231	U	<	0.231	U	<	0.817	U	<	0.817	U	<	0.645	U
RDX	2.3	4 / 23	<	0.8	U	<	0.8	U	1.89	0.558		<	0.558	U	<	0.412	U	<	0.412	U	<	1.17	U
Tetryl	-	0 / 20	<	1.3	U	<	0.8	U	<	0.253	U	<	0.253	U	<	1.18	U	<	1.18	U		NA	

Notes:
< = less than reporting limit
µg/L = micrograms per liter
HMX = octahydro-1,3,5,7-tetranitro-1,3,5,7-tetrazocine
ID = identification number
J = estimated
LOQ = limit of quantification
MNX = mono-nitroso-RDX
NA = not analyzed
NRL = no reporting limit
Qual = qualifier
RDX = hexahydro-1,3,5-trinitro-1,3,5-triazine
RL = reporting limit
U = nondetect

TABLE E.1.4-11
CORNHUSKER ARMY AMMUNITION PLANT
WELL NW050-EXPLOSIVES

FIELD ID			NW050			NW050			NW050		
METHOD	Maximum	Detection	UW25			3S			99		
COLLECT DATE	Detection	Frequency	5/30/1991			9/11/1985			11/29/1984		
			Result	RL	Qual	Result	RL	Qual	Result	RL	Qual
EXPLOSIVES (µg/L)											
1,3,5-Trinitrobenzene	-	0 / 22	<	0.21	U		NA		<	0.1	U
1,3-Dinitrobenzene	-	0 / 22	<	0.458	U		NA		<	0.1	U
2,4,6-Trinitrotoluene	-	0 / 22	<	0.426	U		NA		<	0.1	U
2,4-Dinitrotoluene	-	0 / 22	<	0.397	U		NA		<	0.1	U
2,6-Dinitrotoluene	-	0 / 22	<	0.6	U		NA		<	0.1	U
2-Amino-4,6-dinitrotoluene	-	0 / 21	<	0.8	U		NA			NA	
2-Nitrotoluene	-	0 / 17		NA			NA			NA	
3-Nitrotoluene	-	0 / 17		NA			NA			NA	
4-Amino-2,6-dinitrotoluene	-	0 / 17		NA			NA			NA	
4-Nitrotoluene	-	0 / 17		NA			NA			NA	
HMX	1.3	2 / 21	<	5.3	U		NA			NA	
MNX	-	0 / 10		NA			NA			NA	
Nitrobenzene	-	0 / 21	<	0.682	U		NA			NA	
RDX	2.3	4 / 23	1.37	NRL		<	8.61	U	1.8	NRL	
Tetryl	-	0 / 20	<	0.631	U		NA			NA	

Notes:
< = less than reporting limit
µg/L = micrograms per liter
HMX = octahydro-1,3,5,7-tetranitro-1,3,5,7-tetrazocine
ID = identification number
J = estimated
LOQ = limit of quantification
MNX = mono-nitroso-RDX
NA = not analyzed
NRL = no reporting limit
Qual = qualifier
RDX = hexahydro-1,3,5-trinitro-1,3,5-triazine
RL = reporting limit
U = nondetect

TABLE E.1.4-12
CORNHUSKER ARMY AMMUNITION PLANT
WELL NW051-EXPLOSIVES

FIELD ID			NW051			NW051			NW051			NW051			NW051			NW051			NW051		
METHOD	Maximum	Detection	SW846 M8330			SW846 M8330			SW846 M8330			SW846 M8330			SW846 M8330			SW846 M8330			SW846 M8330		
COLLECT DATE	Detection	Frequency	None			3/7/2013			3/1/2012			3/7/2011			3/11/2010			3/5/2009			3/11/2008		
			Result	RL	Qual	Result	RL	Qual	Result	RL	Qual	Result	RL	Qual	Result	RL	Qual	Result	RL	Qual	Result	RL	Qual
EXPLOSIVES (µg/L)																							
1,3,5-Trinitrobenzene	0.146	1 / 24				<	0.8	U	<	0.8	U	<	0.8	U	<	1	U	<	0.49	U	<	0.48	U
1,3-Dinitrobenzene	-	0 / 24				<	0.8	U	<	0.8	U	<	0.8	U	<	0.4	U	<	0.49	U	<	0.48	U
2,4,6-Trinitrotoluene	-	0 / 24				<	0.8	U	<	0.8	U	<	0.8	U	<	0.4	U	<	0.49	U	<	0.48	U
2,4-Dinitrotoluene	-	0 / 24				<	0.8	U	<	0.8	U	<	0.8	U	<	0.4	U	<	0.49	U	<	0.48	U
2,6-Dinitrotoluene	-	0 / 24	**Not Sampled**			<	0.8	U	<	0.8	U	<	0.8	U	<	0.2	U	<	0.49	U	<	0.48	U
2-Amino-4,6-dinitrotoluene	-	0 / 22	**in 2014, 2015, 2016,**			<	0.8	U	<	0.8	U	<	0.8	U	<	0.2	U	<	0.49	U	<	0.48	U
2-Nitrotoluene	-	0 / 18	**2017, 2018**			<	0.8	U	<	0.8	U	<	0.8	U	<	0.4	U	<	0.49	U	<	0.48	U
3-Nitrotoluene	-	0 / 18				<	0.8	U	<	0.8	U	<	0.8	U	<	0.4	U	<	0.49	U	<	0.48	U
4-Amino-2,6-dinitrotoluene	-	0 / 18				<	1.4	U	<	1.4	U	<	0.8	U	<	0.2	U	<	0.49	U	<	0.48	U
4-Nitrotoluene	-	0 / 18				<	0.8	U	<	0.8	U	<	0.8	U	<	1	U	<	0.49	U	<	0.48	U
HMX	5.53	17 / 22				0.21	0.8	J	0.42	0.8	J	0.34	0.8	J	0.41	0.4		0.63	0.49		<	0.48	U
MNX	-	0 / 10				<	0.8	U	<	0.8	U	<	0.8	U	<	2	U	<	0.49	U	<	0.48	U
Nitrobenzene	-	0 / 22				<	0.8	U	<	0.8	U	<	0.8	U	<	0.4	U	<	0.49	U	<	0.48	U
RDX	42.2	15 / 26				<	0.8	U	<	0.8	U	<	0.8	U	<	0.2	U	<	0.49	U	<	0.48	U
Tetryl	-	0 / 21				<	1.6	U	<	0.8	U	<	0.8	U	<	0.24	U	<	0.49	U	<	0.48	U

Notes:
< = less than reporting limit
µg/L = micrograms per liter
HMX = octahydro-1,3,5,7-tetranitro-1,3,5,7-tetrazocine
ID = identification number
J = estimated
LOQ = limit of quantification
MNX = mono-nitroso-RDX
NA = not analyzed
NRL = no reporting limit
Qual = qualifier
RDX = hexahydro-1,3,5-trinitro-1,3,5-triazine
RL = reporting limit
U = nondetect

TABLE E.1.4-12
CORNHUSKER ARMY AMMUNITION PLANT
WELL NW051-EXPLOSIVES

FIELD ID			NW051			NW051			NW051			NW051			NW051			NW051			NW051		
METHOD	Maximum	Detection	SW846 M8330			SW846 M8330			SW846 M8330			SW846 M8330			SW846 M8330			SW846 M8330			SW846 M8330		
COLLECT DATE	Detection	Frequency	3/9/2007			3/13/2006			3/11/2005			3/12/2004			3/17/2003			3/18/2002			3/20/2001		
			Result	RL	Qual	Result	RL	Qual	Result	RL	Qual	Result	RL	Qual	Result	RL	Qual	Result	RL	Qual	Result	RL	Qual
EXPLOSIVES (µg/L)																							
1,3,5-Trinitrobenzene	0.146	1 / 24	<	0.52	U	<	0.48	U	<	0.48	U	<	0.27	U	<	0.26	U	<	0.33	U	<	0.8	U
1,3-Dinitrobenzene	-	0 / 24	<	0.52	U	<	0.48	U	<	0.48	U	<	0.27	U	<	0.26	U	<	0.22	U	<	0.8	U
2,4,6-Trinitrotoluene	-	0 / 24	<	0.52	U	<	0.48	U	<	0.48	U	<	0.27	U	<	0.26	U	<	0.28	U	<	0.8	U
2,4-Dinitrotoluene	-	0 / 24	<	0.52	U	<	0.48	U	<	0.48	U	<	0.53	U	<	0.5	U	<	0.22	U	<	0.8	U
2,6-Dinitrotoluene	-	0 / 24	<	0.52	U	<	0.48	U	<	0.48	U	<	0.53	U	<	0.5	U	<	0.86	U	<	0.8	U
2-Amino-4,6-dinitrotoluene	-	0 / 22	<	0.52	U	<	0.48	U	<	0.48	U	<	0.53	U	<	0.5	U	<	0.35	U	<	0.8	U
2-Nitrotoluene	-	0 / 18	<	0.52	U	<	0.48	U	<	0.48	U	<	0.53	U	<	0.5	U	<	0.68	U	<	0.8	U
3-Nitrotoluene	-	0 / 18	<	0.52	U	<	0.48	U	<	0.48	U	<	0.53	U	<	0.5	U	<	0.43	U	<	0.8	U
4-Amino-2,6-dinitrotoluene	-	0 / 18	<	0.52	U	<	0.48	U	<	0.48	U	<	0.53	U	<	0.5	U	<	0.58	U	<	0.8	U
4-Nitrotoluene	-	0 / 18	<	0.52	U	<	0.48	U	<	0.48	U	<	0.85	U	<	0.81	U	<	1.4	U	<	0.8	U
HMX	5.53	17 / 22	0.86	0.52		<	0.48	U	0.79	0.48		1.6	0.66		1.7	0.63		<	0.94	U	1.3	1	
MNX	-	0 / 10	<	0.52	U	<	0.48	U	<	0.48	U	<	0.27	U		NA			NA			NA	
Nitrobenzene	-	0 / 22	<	0.52	U	<	0.48	U	<	0.48	U	<	0.27	U	<	0.26	U	<	0.39	U	<	0.8	U
RDX	42.2	15 / 26	<	0.52	U	<	0.48	U	<	0.48	U	0.47	0.27		0.55	0.26		<	0.55	U	0.98	0.8	
Tetryl	-	0 / 21	<	0.52	U	<	0.48	U	<	0.48	U	<	0.53	U	<	0.5	U	<	0.91	U	<	0.8	U

Notes:
< = less than reporting limit
µg/L = micrograms per liter
HMX = octahydro-1,3,5,7-tetranitro-1,3,5,7-tetrazocine
ID = identification number
J = estimated
LOQ = limit of quantification
MNX = mono-nitroso-RDX
NA = not analyzed
NRL = no reporting limit
Qual = qualifier
RDX = hexahydro-1,3,5-trinitro-1,3,5-triazine
RL = reporting limit
U = nondetect

TABLE E.1.4-12
CORNHUSKER ARMY AMMUNITION PLANT
WELL NW051-EXPLOSIVES

FIELD ID			NW051			NW051			NW051			NW051			NW051			NW051			NW051		
METHOD	Maximum	Detection	SW846 M8330			SW846 M8330			UW51			UW51			UW51			UW33			UW33		
COLLECT DATE	Detection	Frequency	3/13/2000			3/23/1999			6/14/1998			10/2/1997			12/9/1996			7/16/1994			6/12/1994		
			Result	RL	Qual	Result	RL	Qual	Result	RL	Qual	Result	RL	Qual	Result	RL	Qual	Result	RL	Qual	Result	RL	Qual
EXPLOSIVES (µg/L)																							
1,3,5-Trinitrobenzene	0.146	1 / 24	<	0.8	U	<	0.8	U	<	1.00	U	0.146	0.125		<	0.125	U	<	0.425	U	<	0.425	U
1,3-Dinitrobenzene	-	0 / 24	<	0.8	U	<	0.8	U	<	0.500	U	<	0.989	U	<	0.989	U	<	0.549	U	<	0.549	U
2,4,6-Trinitrotoluene	-	0 / 24	<	1.5	U	<	0.8	U	<	1.00	U	<	0.29	U	<	0.29	U	<	0.451	U	<	0.451	U
2,4-Dinitrotoluene	-	0 / 24	<	1.1	U	<	0.8	U	<	0.500	U	<	0.233	U	<	0.233	U	<	0.26	U	<	0.26	U
2,6-Dinitrotoluene	-	0 / 24	<	1.1	U	<	0.8	U	<	0.500	U	<	0.2	U	<	0.2	U	<	0.26	U	<	0.26	U
2-Amino-4,6-dinitrotoluene	-	0 / 22	<	1	U	<	0.8	U	<	0.500	U	<	0.173	U	<	0.173	U	<	0.244	U	<	0.244	U
2-Nitrotoluene	-	0 / 18	<	1.1	U	<	0.8	U	<	1.00	U	<	0.319	U	<	0.319	U		NA			NA	
3-Nitrotoluene	-	0 / 18	<	1.1	U	<	0.8	U	<	1.00	U	<	0.514	U	<	0.514	U		NA			NA	
4-Amino-2,6-dinitrotoluene	-	0 / 18	<	1	U	<	0.8	U	<	1.00	U	<	0.309	U	<	0.309	U		NA			NA	
4-Nitrotoluene	-	0 / 18	<	1.1	U	<	0.8	U	<	1.00	U	<	0.368	U	<	0.368	U		NA			NA	
HMX	5.53	17 / 22	1.6	0.8		1.42	0.8		<	0.500	U	1.44	0.16		1.9	0.16		2.49	NRL		2.85	NRL	
MNX	-	0 / 10		NA			NA			NA			NA			NA			NA			NA	
Nitrobenzene	-	0 / 22	<	0.8	U	<	0.8	U	<	0.500	U	<	0.231	U	<	0.231	U	<	0.817	U	<	0.817	U
RDX	42.2	15 / 26	3.8	0.8		2.83	0.8		<	1.00	U	3.33	0.558		4.12	0.558		3.49	NRL		3.59	NRL	
Tetryl	-	0 / 21	<	1.3	U	<	0.8	U	<	0.500	U	<	0.253	U	<	0.253	U	<	1.18	U	<	1.18	U

Notes:
< = less than reporting limit
µg/L = micrograms per liter
HMX = octahydro-1,3,5,7-tetranitro-1,3,5,7-tetrazocine
ID = identification number
J = estimated
LOQ = limit of quantification
MNX = mono-nitroso-RDX
NA = not analyzed
NRL = no reporting limit
Qual = qualifier
RDX = hexahydro-1,3,5-trinitro-1,3,5-triazine
RL = reporting limit
U = nondetect

TABLE E.1.4-12
CORNHUSKER ARMY AMMUNITION PLANT
WELL NW051-EXPLOSIVES

FIELD ID			NW051			NW051			NW051			NW051			NW051			NW051		
METHOD	Maximum	Detection	UW32			UW25			3S			99			99			99		
COLLECT DATE	Detection	Frequency	8/31/1992			5/30/1991			9/12/1985			4/16/1985			3/15/1985			11/29/1984		
			Result	RL	Qual	Result	RL	Qual	Result	RL	Qual	Result	RL	Qual	Result	RL	Qual	Result	RL	Qual
EXPLOSIVES (µg/L)																				
1,3,5-Trinitrobenzene	0.146	1 / 24	<	0.449	U	<	0.21	U		NA			NA		<	0.1	U	<	0.1	U
1,3-Dinitrobenzene	-	0 / 24	<	0.611	U	<	0.458	U		NA			NA		<	0.1	U	<	0.1	U
2,4,6-Trinitrotoluene	-	0 / 24	<	0.635	U	<	0.426	U		NA			NA		<	0.1	U	<	0.1	U
2,4-Dinitrotoluene	-	0 / 24	<	0.064	U	<	0.397	U		NA			NA		<	0.1	U	<	0.1	U
2,6-Dinitrotoluene	-	0 / 24	<	0.074	U	<	0.6	U		NA			NA		<	0.1	U	<	0.1	U
2-Amino-4,6-dinitrotoluene	-	0 / 22	<	0.158	U	<	0.8	U		NA			NA			NA			NA	
2-Nitrotoluene	-	0 / 18		NA			NA			NA			NA			NA			NA	
3-Nitrotoluene	-	0 / 18		NA			NA			NA			NA			NA			NA	
4-Amino-2,6-dinitrotoluene	-	0 / 18		NA			NA			NA			NA			NA			NA	
4-Nitrotoluene	-	0 / 18		NA			NA			NA			NA			NA			NA	
HMX	5.53	17 / 22	5.53	NRL		<	5.3	U		NA			NA			NA			NA	
MNX	-	0 / 10		NA			NA			NA			NA			NA			NA	
Nitrobenzene	-	0 / 22	<	0.645	U	<	0.682	U		NA			NA			NA			NA	
RDX	42.2	15 / 26	2.48	NRL		0.618	NRL		42.2	NRL		36	NRL		20	NRL		29	NRL	
Tetryl	-	0 / 21		NA		<	0.631	U		NA			NA			NA			NA	

Notes:
< = less than reporting limit
µg/L = micrograms per liter
HMX = octahydro-1,3,5,7-tetranitro-1,3,5,7-tetrazocine
ID = identification number
J = estimated
LOQ = limit of quantification
MNX = mono-nitroso-RDX
NA = not analyzed
NRL = no reporting limit
Qual = qualifier
RDX = hexahydro-1,3,5-trinitro-1,3,5-triazine
RL = reporting limit
U = nondetect

TABLE E.1.4-13
CORNHUSKER ARMY AMMUNITION PLANT
WELL NW052-EXPLOSIVES

FIELD ID			NW052			NW052			NW052			NW052			NW052			NW052			NW052		
METHOD	Maximum	Detection	SW846 M8330			SW846 M8330			SW846 M8330			SW846 M8330			SW846 M8330			SW846 M8330			SW846 M8330		
COLLECT DATE	Detection	Frequency	None			3/7/2013			3/11/2010			3/5/2009			3/11/2008			3/9/2007			3/13/2006		
			Result	RL	Qual	Result	RL	Qual	Result	RL	Qual	Result	RL	Qual	Result	RL	Qual	Result	RL	Qual	Result	RL	Qual
EXPLOSIVES (µg/L)																							
1,3,5-Trinitrobenzene	-	0 / 21				<	0.8	U	<	1	U	<	0.49	U	<	0.49	U	<	0.58	U	<	0.48	U
1,3-Dinitrobenzene	0.53	1 / 20				<	0.8	U	<	0.4	U	<	0.49	U	<	0.49	U	<	0.58	U	<	0.48	U
2,4,6-Trinitrotoluene	1.48	1 / 21				<	0.8	U	<	0.4	U	<	0.49	U	<	0.49	U	<	0.58	U	<	0.48	U
2,4-Dinitrotoluene	-	0 / 21				<	0.8	U	<	0.4	U	<	0.49	U	<	0.49	U	<	0.58	U	<	0.48	U
2,6-Dinitrotoluene	-	0 / 21	**Not Sampled**			<	0.8	U	<	0.2	U	<	0.49	U	<	0.49	U	<	0.58	U	<	0.48	U
2-Amino-4,6-dinitrotoluene	-	0 / 20	**in 2014, 2015, 2016,**			<	0.8	U	<	0.2	U	<	0.49	U	<	0.49	U	<	0.58	U	<	0.48	U
2-Nitrotoluene	-	0 / 16	**2017, 2018**			<	0.8	U	<	0.4	U	<	0.49	U	<	0.49	U	<	0.58	U	<	0.48	U
3-Nitrotoluene	-	0 / 16				<	0.8	U	<	0.4	U	<	0.49	U	<	0.49	U	<	0.58	U	<	0.48	U
4-Amino-2,6-dinitrotoluene	-	0 / 16				<	1.4	U	<	0.2	U	<	0.49	U	<	0.49	U	<	0.58	U	<	0.48	U
4-Nitrotoluene	-	0 / 16				<	0.8	U	<	1	U	<	0.49	U	<	0.49	U	<	0.58	U	<	0.48	U
HMX	-	0 / 20				<	0.8	U	<	0.4	U	<	0.49	U	<	0.49	U	<	0.58	U	<	0.48	U
MNX	-	0 / 8				<	0.8	U	<	2	U	<	0.49	U	<	0.49	U	<	0.58	U	<	0.48	U
Nitrobenzene	-	0 / 20				<	0.8	U	<	0.4	U	<	0.49	U	<	0.49	U	<	0.58	U	<	0.48	U
RDX	-	0 / 22				<	0.8	U	<	0.2	U	<	0.49	U	<	0.49	U	<	0.58	U	<	0.48	U
Tetryl	-	0 / 19				<	1.6	U	<	0.24	U	<	0.49	U	<	0.49	U	<	0.58	U	<	0.48	U

Notes:
< = less than reporting limit
µg/L = micrograms per liter
HMX = octahydro-1,3,5,7-tetranitro-1,3,5,7-tetrazocine
ID = identification number
J = estimated
LOQ = limit of quantification
MNX = mono-nitroso-RDX
NA = not analyzed
NRL = no reporting limit
Qual = qualifier
RDX = hexahydro-1,3,5-trinitro-1,3,5-triazine
RL = reporting limit
U = nondetect

TABLE E.1.4-13
CORNHUSKER ARMY AMMUNITION PLANT
WELL NW052-EXPLOSIVES

FIELD ID			NW052			NW052			NW052			NW052			NW052			NW052			NW052		
METHOD	Maximum	Detection	SW846 M8330			SW846 M8330			SW846 M8330			SW846 M8330			SW846 M8330			SW846 M8330			SW846 M8330		
COLLECT DATE	Detection	Frequency	3/11/2005			3/11/2004			3/17/2003			3/18/2002			3/20/2001			3/13/2000			3/23/1999		
			Result	RL	Qual	Result	RL	Qual	Result	RL	Qual	Result	RL	Qual	Result	RL	Qual	Result	RL	Qual	Result	RL	Qual
EXPLOSIVES (µg/L)																							
1,3,5-Trinitrobenzene	-	0 / 21	<	0.48	U	<	0.23	U	<	0.2	U	<	0.36	U	<	0.8	U	<	0.8	U	<	0.8	U
1,3-Dinitrobenzene	0.53	1 / 20	<	0.48	U	<	0.23	U	<	0.2	U	<	0.24	U	<	0.8	U	<	0.8	U	<	0.8	U
2,4,6-Trinitrotoluene	1.48	1 / 21	<	0.48	U	<	0.23	U	<	0.2	U	<	0.30	U	<	0.8	U	<	1.5	U	<	0.8	U
2,4-Dinitrotoluene	-	0 / 21	<	0.48	U	<	0.45	U	<	0.39	U	<	0.24	U	<	0.8	U	<	1.1	U	<	0.8	U
2,6-Dinitrotoluene	-	0 / 21	<	0.48	U	<	0.45	U	<	0.39	U	<	0.93	U	<	0.8	U	<	1.1	U	<	0.8	U
2-Amino-4,6-dinitrotoluene	-	0 / 20	<	0.48	U	<	0.45	U	<	0.39	U	<	0.38	U	<	0.8	U	<	1	U	<	0.8	U
2-Nitrotoluene	-	0 / 16	<	0.48	U	<	0.45	U	<	0.39	U	<	0.74	U	<	0.8	U	<	1.1	U	<	0.8	U
3-Nitrotoluene	-	0 / 16	<	0.48	U	<	0.45	U	<	0.39	U	<	0.46	U	<	0.8	U	<	1.1	U	<	0.8	U
4-Amino-2,6-dinitrotoluene	-	0 / 16	<	0.48	U	<	0.45	U	<	0.39	U	<	0.63	U	<	0.8	U	<	1	U	<	0.8	U
4-Nitrotoluene	-	0 / 16	<	0.48	U	<	0.73	U	<	0.63	U	<	1.5	U	<	0.8	U	<	1.1	U	<	0.8	U
HMX	-	0 / 20	<	0.48	U	<	0.57	U	<	0.49	U	<	1.0	U	<	1	U	<	0.8	U	<	0.8	U
MNX	-	0 / 8	<	0.48	U	<	0.23	U		NA			NA			NA			NA			NA	
Nitrobenzene	-	0 / 20	<	0.48	U	<	0.23	U	<	0.2	U	<	0.42	U	<	0.8	U	<	0.8	U	<	0.8	U
RDX	-	0 / 22	<	0.48	U	<	0.23	U	<	0.2	U	<	0.60	U	<	0.8	U	<	0.8	U	<	0.8	U
Tetryl	-	0 / 19	<	0.48	U	<	0.45	U	<	0.39	U	<	0.99	U	<	0.8	U	<	1.3	U	<	0.8	U

Notes:
< = less than reporting limit
µg/L = micrograms per liter
HMX = octahydro-1,3,5,7-tetranitro-1,3,5,7-tetrazocine
ID = identification number
J = estimated
LOQ = limit of quantification
MNX = mono-nitroso-RDX
NA = not analyzed
NRL = no reporting limit
Qual = qualifier
RDX = hexahydro-1,3,5-trinitro-1,3,5-triazine
RL = reporting limit
U = nondetect

TABLE E.1.4-13
CORNHUSKER ARMY AMMUNITION PLANT
WELL NW052-EXPLOSIVES

FIELD ID			NW052			NW052			NW052			NW052			NW052			NW052			NW052		
METHOD	Maximum	Detection	UW51			UW51			UW51			UW33			UW33			UW32			UW25		
COLLECT DATE	Detection	Frequency	6/16/1998			10/2/1997			12/9/1996			7/16/1994			6/11/1994			8/31/1992			6/3/1991		
			Result	RL	Qual	Result	RL	Qual	Result	RL	Qual	Result	RL	Qual	Result	RL	Qual	Result	RL	Qual	Result	RL	Qual
EXPLOSIVES (µg/L)																							
1,3,5-Trinitrobenzene	-	0 / 21	<	1.00	U	<	0.125	U	<	0.125	U	<	0.425	U	<	0.425	U	<	0.449	U	<	0.21	U
1,3-Dinitrobenzene	0.53	1 / 20	<	0.500	U	<	0.989	U	<	0.989	U	0.53	NRL		<	0.549	U		NA		<	0.458	U
2,4,6-Trinitrotoluene	1.48	1 / 21	<	1.00	U	<	0.29	U	<	0.29	U	<	0.451	U	<	0.451	U	<	0.635	U	1.48	NRL	
2,4-Dinitrotoluene	-	0 / 21	<	0.500	U	<	0.233	U	<	0.233	U	<	0.26	U	<	0.26	U	<	0.064	U	<	0.397	U
2,6-Dinitrotoluene	-	0 / 21	<	0.500	U	<	0.2	U	<	0.2	U	<	0.26	U	<	0.26	U	<	0.074	U	<	0.6	U
2-Amino-4,6-dinitrotoluene	-	0 / 20	<	0.500	U	<	0.173	U	<	0.173	U	<	0.244	U	<	0.244	U	<	0.158	U	<	0.8	U
2-Nitrotoluene	-	0 / 16	<	1.00	U	<	0.319	U	<	0.319	U		NA			NA			NA			NA	
3-Nitrotoluene	-	0 / 16	<	1.00	U	<	0.514	U	<	0.514	U		NA			NA			NA			NA	
4-Amino-2,6-dinitrotoluene	-	0 / 16	<	1.00	U	<	0.309	U	<	0.309	U		NA			NA			NA			NA	
4-Nitrotoluene	-	0 / 16	<	1.00	U	<	0.368	U	<	0.368	U		NA			NA			NA			NA	
HMX	-	0 / 20	<	0.500	U	<	0.16	U	<	0.16	U	<	0.563	U	<	0.563	U	<	1.21	U	<	5.3	U
MNX	-	0 / 8		NA			NA			NA			NA			NA			NA			NA	
Nitrobenzene	-	0 / 20	<	0.500	U	<	0.231	U	<	0.231	U	<	0.817	U	<	0.817	U	<	0.645	U	<	0.682	U
RDX	-	0 / 22	<	1.00	U	<	0.558	U	<	0.558	U	<	0.412	U	<	0.412	U	<	1.17	U	<	0.416	U
Tetryl	-	0 / 19	<	0.500	U	<	0.253	U	<	0.253	U	<	1.18	U	<	1.18	U		NA		<	1.33	U

Notes:
< = less than reporting limit
µg/L = micrograms per liter
HMX = octahydro-1,3,5,7-tetranitro-1,3,5,7-tetrazocine
ID = identification number
J = estimated
LOQ = limit of quantification
MNX = mono-nitroso-RDX
NA = not analyzed
NRL = no reporting limit
Qual = qualifier
RDX = hexahydro-1,3,5-trinitro-1,3,5-triazine
RL = reporting limit
U = nondetect

TABLE E.1.4-13
CORNHUSKER ARMY AMMUNITION PLANT
WELL NW052-EXPLOSIVES

FIELD ID			NW052			NW052		
METHOD	Maximum	Detection	3S			99		
COLLECT DATE	Detection	Frequency	9/10/1985			11/29/1984		
			Result	RL	Qual	Result	RL	Qual
EXPLOSIVES (µg/L)								
1,3,5-Trinitrobenzene	-	0 / 21		NA		<	0.1	U
1,3-Dinitrobenzene	0.53	1 / 20		NA		<	0.1	U
2,4,6-Trinitrotoluene	1.48	1 / 21		NA		<	0.1	U
2,4-Dinitrotoluene	-	0 / 21		NA		<	0.1	U
2,6-Dinitrotoluene	-	0 / 21		NA		<	0.1	U
2-Amino-4,6-dinitrotoluene	-	0 / 20		NA			NA	
2-Nitrotoluene	-	0 / 16		NA			NA	
3-Nitrotoluene	-	0 / 16		NA			NA	
4-Amino-2,6-dinitrotoluene	-	0 / 16		NA			NA	
4-Nitrotoluene	-	0 / 16		NA			NA	
HMX	-	0 / 20		NA			NA	
MNX	-	0 / 8		NA			NA	
Nitrobenzene	-	0 / 20		NA			NA	
RDX	-	0 / 22	<	8.61	U	<	0.1	U
Tetryl	-	0 / 19		NA			NA	

Notes:
< = less than reporting limit
µg/L = micrograms per liter
HMX = octahydro-1,3,5,7-tetranitro-1,3,5,7-tetrazocine
ID = identification number
J = estimated
LOQ = limit of quantification
MNX = mono-nitroso-RDX
NA = not analyzed
NRL = no reporting limit
Qual = qualifier
RDX = hexahydro-1,3,5-trinitro-1,3,5-triazine
RL = reporting limit
U = nondetect

TABLE E.1.4-14
CORNHUSKER ARMY AMMUNITION PLANT
WELL NW060-EXPLOSIVES

FIELD ID			NW060			NW060			NW060			NW060			NW060			NW060			NW060		
METHOD	Maximum	Detection	SW846 M8330			SW846 M8330			SW846 M8330			SW846 M8330			SW846 M8330			SW846 M8330			SW846 M8330		
COLLECT DATE	Detection	Frequency	None			3/7/2013			3/2/2012			3/4/2011			3/10/2010			3/6/2009			3/6/2008		
			Result	RL	Qual	Result	RL	Qual	Result	RL	Qual	Result	RL	Qual	Result	RL	Qual	Result	RL	Qual	Result	RL	Qual
EXPLOSIVES (µg/L)																							
1,3,5-Trinitrobenzene	-	0 / 19				<	0.8	U	<	0.8	U	<	0.8	U	<	1	U	<	0.48	U	<	0.47	U
1,3-Dinitrobenzene	-	0 / 19				<	0.8	U	<	0.8	U	<	0.8	U	<	0.41	U	<	0.48	U	<	0.47	U
2,4,6-Trinitrotoluene	-	0 / 19				<	0.8	U	<	0.8	U	<	0.8	U	<	0.41	U	<	0.48	U	<	0.47	U
2,4-Dinitrotoluene	-	0 / 19				<	0.8	U	<	0.8	U	<	0.8	U	<	0.41	U	<	0.48	U	<	0.47	U
2,6-Dinitrotoluene	-	0 / 19	**Not Sampled**			<	0.8	U	<	0.8	U	<	0.8	U	<	0.2	U	<	0.48	U	<	0.47	U
2-Amino-4,6-dinitrotoluene	-	0 / 18	**in 2014, 2015, 2016,**			<	0.8	U	<	0.8	U	<	0.8	U	<	0.2	U	<	0.48	U	<	0.47	U
2-Nitrotoluene	-	0 / 14	**2017, 2018**			<	0.8	U	<	0.8	U	<	0.8	U	<	0.41	U	<	0.48	U	<	0.47	U
3-Nitrotoluene	-	0 / 14				<	0.8	U	<	0.8	U	<	0.8	U	<	0.41	U	<	0.48	U	<	0.47	U
4-Amino-2,6-dinitrotoluene	-	0 / 14				<	1.4	U	<	1.4	U	<	0.8	U	<	0.2	U	<	0.48	U	<	0.47	U
4-Nitrotoluene	-	0 / 14				<	0.8	U	<	0.8	U	<	0.8	U	<	1	U	<	0.48	U	<	0.47	U
HMX	-	0 / 18				<	0.8	U	<	0.8	U	<	0.8	U	<	0.41	U	<	0.48	U	<	0.47	U
MNX	-	0 / 6				<	0.8	U	<	0.8	U	<	0.8	U	<	2	U	<	0.48	U	<	0.47	U
Nitrobenzene	-	0 / 18				<	0.8	U	<	0.8	U	<	0.8	U	<	0.41	U	<	0.48	U	<	0.47	U
RDX	-	0 / 19				<	0.8	U	<	0.8	U	<	0.8	U	<	0.2	U	<	0.48	U	<	0.47	U
Tetryl	-	0 / 17				<	1.6	U	<	0.8	U	<	0.8	U	<	0.24	U	<	0.48	U	<	0.47	U

Notes:
< = less than reporting limit
µg/L = micrograms per liter
HMX = octahydro-1,3,5,7-tetranitro-1,3,5,7-tetrazocine
ID = identification number
J = estimated
LOQ = limit of quantification
MNX = mono-nitroso-RDX
NA = not analyzed
NRL = no reporting limit
Qual = qualifier
RDX = hexahydro-1,3,5-trinitro-1,3,5-triazine
RL = reporting limit
U = nondetect

TABLE E.1.4-14
CORNHUSKER ARMY AMMUNITION PLANT
WELL NW060-EXPLOSIVES

FIELD ID			NW060			NW060			NW060			NW060			NW060			NW060			NW060		
METHOD	Maximum	Detection	SW846 M8330			SW846 M8330			SW846 M8330			SW846 M8330			SW846 M8330			SW846 M8330			SW846 M8330		
COLLECT DATE	Detection	Frequency	None			None			None			None			3/14/2003			3/18/2002			3/20/2001		
			Result	RL	Qual	Result	RL	Qual	Result	RL	Qual	Result	RL	Qual	Result	RL	Qual	Result	RL	Qual	Result	RL	Qual
EXPLOSIVES (µg/L)																							
1,3,5-Trinitrobenzene	-	0 / 19													<	0.3	U	<	0.46	U	<	0.8	U
1,3-Dinitrobenzene	-	0 / 19													<	0.2	U	<	0.31	U	<	0.8	U
2,4,6-Trinitrotoluene	-	0 / 19													<	0.25	U	<	0.38	U	<	0.8	U
2,4-Dinitrotoluene	-	0 / 19													<	0.2	U	<	0.31	U	<	0.8	U
2,6-Dinitrotoluene	-	0 / 19	**No 2007 Sample**			**No 2006 Sample**			**No 2005 Sample**			**No 2004 Sample**			<	0.79	U	<	1.2	U	<	0.8	U
2-Amino-4,6-dinitrotoluene	-	0 / 18	**Well Dry**			**Well Dry**			**Well Dry**			**Well Dry**			<	0.32	U	<	0.48	U	<	0.8	U
2-Nitrotoluene	-	0 / 14													<	0.62	U	<	0.94	U	<	0.8	U
3-Nitrotoluene	-	0 / 14													<	0.39	U	<	0.59	U	<	0.8	U
4-Amino-2,6-dinitrotoluene	-	0 / 14													<	0.53	U	<	0.81	U	<	0.8	U
4-Nitrotoluene	-	0 / 14													<	1.3	U	<	1.9	U	<	0.8	U
HMX	-	0 / 18													<	0.86	U	<	1.3	U	<	1	U
MNX	-	0 / 6														NA			NA			NA	
Nitrobenzene	-	0 / 18													<	0.35	U	<	0.54	U	<	0.8	U
RDX	-	0 / 19													<	0.51	U	<	0.77	U	<	0.8	U
Tetryl	-	0 / 17													<	0.84	U	<	1.3	U	<	0.8	U

Notes:
< = less than reporting limit
µg/L = micrograms per liter
HMX = octahydro-1,3,5,7-tetranitro-1,3,5,7-tetrazocine
ID = identification number
J = estimated
LOQ = limit of quantification
MNX = mono-nitroso-RDX
NA = not analyzed
NRL = no reporting limit
Qual = qualifier
RDX = hexahydro-1,3,5-trinitro-1,3,5-triazine
RL = reporting limit
U = nondetect

TABLE E.1.4-14
CORNHUSKER ARMY AMMUNITION PLANT
WELL NW060-EXPLOSIVES

FIELD ID			NW060			NW060			NW060			NW060			NW060			NW060			NW060		
METHOD	Maximum	Detection	SW846 M8330			SW846 M8330			UW51			UW51			UW51			UW33			UW33		
COLLECT DATE	Detection	Frequency	3/10/2000			3/23/1999			6/14/1998			10/2/1997			12/9/1996			7/15/1994			6/12/1994		
			Result	RL	Qual	Result	RL	Qual	Result	RL	Qual	Result	RL	Qual	Result	RL	Qual	Result	RL	Qual	Result	RL	Qual
EXPLOSIVES (µg/L)																							
1,3,5-Trinitrobenzene	-	0 / 19	<	0.8	U	<	0.8	U	<	1.00	U	<	0.125	U	<	0.125	U	<	0.425	U	<	0.425	U
1,3-Dinitrobenzene	-	0 / 19	<	0.8	U	<	0.8	U	<	0.500	U	<	0.989	U	<	0.989	U	<	0.549	U	<	0.549	U
2,4,6-Trinitrotoluene	-	0 / 19	<	1.5	U	<	0.8	U	<	1.00	U	<	0.29	U	<	0.29	U	<	0.451	U	<	0.451	U
2,4-Dinitrotoluene	-	0 / 19	<	1.1	U	<	0.8	U	<	0.500	U	<	0.233	U	<	0.233	U	<	0.26	U	<	0.26	U
2,6-Dinitrotoluene	-	0 / 19	<	1.1	U	<	0.8	U	<	0.500	U	<	0.2	U	<	0.2	U	<	0.26	U	<	0.26	U
2-Amino-4,6-dinitrotoluene	-	0 / 18	<	1	U	<	0.8	U	<	0.500	U	<	0.173	U	<	0.173	U	<	0.244	U	<	0.244	U
2-Nitrotoluene	-	0 / 14	<	1.1	U	<	0.8	U	<	1.00	U	<	0.319	U	<	0.319	U		NA			NA	
3-Nitrotoluene	-	0 / 14	<	1.1	U	<	0.8	U	<	1.00	U	<	0.514	U	<	0.514	U		NA			NA	
4-Amino-2,6-dinitrotoluene	-	0 / 14	<	1	U	<	0.8	U	<	1.00	U	<	0.309	U	<	0.309	U		NA			NA	
4-Nitrotoluene	-	0 / 14	<	1.1	U	<	0.8	U	<	1.00	U	<	0.368	U	<	0.368	U		NA			NA	
HMX	-	0 / 18	<	0.8	U	<	0.8	U	<	0.500	U	<	0.16	U	<	0.16	U	<	0.563	U	<	0.563	U
MNX	-	0 / 6		NA			NA			NA			NA			NA			NA			NA	
Nitrobenzene	-	0 / 18	<	0.8	U	<	0.8	U	<	0.500	U	<	0.231	U	<	0.231	U	<	0.817	U	<	0.817	U
RDX	-	0 / 19	<	0.8	U	<	0.8	U	<	1.00	U	<	0.558	U	<	0.558	U	<	0.412	U	<	0.412	U
Tetryl	-	0 / 17	<	1.3	U	<	0.8	U	<	0.500	U	<	0.253	U	<	0.253	U	<	1.18	U	<	1.18	U

Notes:
< = less than reporting limit
µg/L = micrograms per liter
HMX = octahydro-1,3,5,7-tetranitro-1,3,5,7-tetrazocine
ID = identification number
J = estimated
LOQ = limit of quantification
MNX = mono-nitroso-RDX
NA = not analyzed
NRL = no reporting limit
Qual = qualifier
RDX = hexahydro-1,3,5-trinitro-1,3,5-triazine
RL = reporting limit
U = nondetect

TABLE E.1.4-14
CORNHUSKER ARMY AMMUNITION PLANT
WELL NW060-EXPLOSIVES

FIELD ID			NW060			NW060			NW060		
METHOD	Maximum	Detection	UW32			UW25			99		
COLLECT DATE	Detection	Frequency	8/22/1992			5/30/1991			11/29/1984		
			Result	RL	Qual	Result	RL	Qual	Result	RL	Qual
EXPLOSIVES (µg/L)											
1,3,5-Trinitrobenzene	-	0 / 19	<	0.449	U	<	0.21	U	<	0.1	U
1,3-Dinitrobenzene	-	0 / 19	<	0.611	U	<	0.458	U	<	0.1	U
2,4,6-Trinitrotoluene	-	0 / 19	<	0.635	U	<	0.426	U	<	0.1	U
2,4-Dinitrotoluene	-	0 / 19	<	0.064	U	<	0.397	U	<	0.1	U
2,6-Dinitrotoluene	-	0 / 19	<	0.074	U	<	0.6	U	<	0.1	U
2-Amino-4,6-dinitrotoluene	-	0 / 18	<	0.158	U	<	0.8	U		NA	
2-Nitrotoluene	-	0 / 14		NA			NA			NA	
3-Nitrotoluene	-	0 / 14		NA			NA			NA	
4-Amino-2,6-dinitrotoluene	-	0 / 14		NA			NA			NA	
4-Nitrotoluene	-	0 / 14		NA			NA			NA	
HMX	-	0 / 18	<	1.21	U	<	0.533	U		NA	
MNX	-	0 / 6		NA			NA			NA	
Nitrobenzene	-	0 / 18	<	0.645	U	<	0.682	U		NA	
RDX	-	0 / 19	<	1.17	U	<	0.416	U	<	0.1	U
Tetryl	-	0 / 17		NA		<	0.631	U		NA	

Notes:
< = less than reporting limit
µg/L = micrograms per liter
HMX = octahydro-1,3,5,7-tetranitro-1,3,5,7-tetrazocine
ID = identification number
J = estimated
LOQ = limit of quantification
MNX = mono-nitroso-RDX
NA = not analyzed
NRL = no reporting limit
Qual = qualifier
RDX = hexahydro-1,3,5-trinitro-1,3,5-triazine
RL = reporting limit
U = nondetect

TABLE E.1.4-15
CORNHUSKER ARMY AMMUNITION PLANT
WELL NW061-EXPLOSIVES

FIELD ID			NW061			NW061			NW061			NW061			NW061			NW061			NW061		
METHOD	Maximum	Detection	SW846 M8330			SW846 M8330			SW846 M8330			SW846 M8330			SW846 M8330			SW846 M8330			SW846 M8330		
COLLECT DATE	Detection	Frequency	None			3/12/2013			3/2/2012			3/4/2011			3/11/2010			3/6/2009			3/6/2008		
			Result	RL	Qual	Result	RL	Qual	Result	RL	Qual	Result	RL	Qual	Result	RL	Qual	Result	RL	Qual	Result	RL	Qual
EXPLOSIVES (µg/L)																							
1,3,5-Trinitrobenzene	-	0 / 23				<	0.8	U	<	0.8	U	<	0.8	U	<	1	U	<	0.48	U	<	0.48	U
1,3-Dinitrobenzene	0.753	1 / 23				<	0.8	U	<	0.8	U	<	0.8	U	<	0.4	U	<	0.48	U	<	0.48	U
2,4,6-Trinitrotoluene	-	0 / 23				<	0.8	U	<	0.8	U	<	0.8	U	<	0.4	U	<	0.48	U	<	0.48	U
2,4-Dinitrotoluene	-	0 / 23				<	0.8	U	<	0.8	U	<	0.8	U	<	0.4	U	<	0.48	U	<	0.48	U
2,6-Dinitrotoluene	-	0 / 23	**Not Sampled**			<	0.8	U	<	0.8	U	<	0.8	U	<	0.2	U	<	0.48	U	<	0.48	U
2-Amino-4,6-dinitrotoluene	-	0 / 22	**in 2014, 2015, 2016,**			<	0.8	U	<	0.8	U	<	0.8	U	<	0.2	U	<	0.48	U	<	0.48	U
2-Nitrotoluene	-	0 / 18	**2017, 2018**			<	0.8	U	<	0.8	U	<	0.8	U	<	0.4	U	<	0.48	U	<	0.48	U
3-Nitrotoluene	-	0 / 18				<	0.8	U	<	0.8	U	<	0.8	U	<	0.4	U	<	0.48	U	<	0.48	U
4-Amino-2,6-dinitrotoluene	-	0 / 18				<	1.4	U	<	1.4	U	<	0.8	U	<	0.2	U	<	0.48	U	<	0.48	U
4-Nitrotoluene	-	0 / 18				<	0.8	U	<	0.8	U	<	0.8	U	<	1	U	<	0.48	U	<	0.48	U
HMX	-	0 / 22				<	0.8	U	<	0.8	U	<	0.8	U	<	0.4	U	<	0.48	UJ	<	0.48	U
MNX	-	0 / 10				<	0.8	U	<	0.8	U	<	0.8	U	<	2	U	<	0.48	U	<	0.48	U
Nitrobenzene	-	0 / 22				<	0.8	U	<	0.8	U	<	0.8	U	<	0.4	U	<	0.48	U	<	0.48	U
RDX	0.4	2 / 23				<	0.8	U	<	0.8	U	<	0.8	U	<	0.2	U	<	0.48	U	<	0.48	U
Tetryl	-	0 / 21				<	1.6	U	<	0.8	U	<	0.8	U	<	0.24	U	<	0.48	U	<	0.48	U

Notes:
< = less than reporting limit
µg/L = micrograms per liter
HMX = octahydro-1,3,5,7-tetranitro-1,3,5,7-tetrazocine
ID = identification number
J = estimated
LOQ = limit of quantification
MNX = mono-nitroso-RDX
NA = not analyzed
NRL = no reporting limit
Qual = qualifier
RDX = hexahydro-1,3,5-trinitro-1,3,5-triazine
RL = reporting limit
U = nondetect

TABLE E.1.4-15
CORNHUSKER ARMY AMMUNITION PLANT
WELL NW061-EXPLOSIVES

FIELD ID			NW061			NW061			NW061			NW061			NW061			NW061			NW061		
METHOD	Maximum	Detection	SW846 M8330			SW846 M8330			SW846 M8330			SW846 M8330			SW846 M8330			SW846 M8330			SW846 M8330		
COLLECT DATE	Detection	Frequency	3/8/2007			3/13/2006			3/14/2005			3/11/2004			3/14/2003			3/18/2002			3/20/2001		
			Result	RL	Qual	Result	RL	Qual	Result	RL	Qual	Result	RL	Qual	Result	RL	Qual	Result	RL	Qual	Result	RL	Qual
EXPLOSIVES (µg/L)																							
1,3,5-Trinitrobenzene	-	0 / 23	<	0.55	U	<	0.48	U	<	0.48	U	<	0.16	U	<	0.24	U	<	0.44	U	<	0.8	U
1,3-Dinitrobenzene	0.753	1 / 23	<	0.55	U	<	0.48	U	<	0.48	U	<	0.16	U	<	0.16	U	<	0.29	U	<	0.8	U
2,4,6-Trinitrotoluene	-	0 / 23	<	0.55	U	<	0.48	U	<	0.48	U	<	0.16	U	<	0.2	U	<	0.37	U	<	0.8	U
2,4-Dinitrotoluene	-	0 / 23	<	0.55	U	<	0.48	U	<	0.48	U	<	0.31	U	<	0.16	U	<	0.29	U	<	0.8	U
2,6-Dinitrotoluene	-	0 / 23	<	0.55	U	<	0.48	U	<	0.48	U	<	0.31	U	<	0.62	U	<	1.1	U	<	0.8	U
2-Amino-4,6-dinitrotoluene	-	0 / 22	<	0.55	U	<	0.48	U	<	0.48	U	<	0.31	U	<	0.25	U	<	0.46	U	<	0.8	U
2-Nitrotoluene	-	0 / 18	<	0.55	U	<	0.48	U	<	0.48	U	<	0.31	U	<	0.49	U	<	0.90	U	<	0.8	U
3-Nitrotoluene	-	0 / 18	<	0.55	U	<	0.48	U	<	0.48	U	<	0.31	U	<	0.31	U	<	0.57	U	<	0.8	U
4-Amino-2,6-dinitrotoluene	-	0 / 18	<	0.55	U	<	0.48	U	<	0.48	U	<	0.31	U	<	0.42	U	<	0.77	U	<	0.8	U
4-Nitrotoluene	-	0 / 18	<	0.55	U	<	0.48	U	<	0.48	U	<	0.5	U	<	1	U	<	1.8	U	<	0.8	U
HMX	-	0 / 22	<	0.55	U	<	0.48	U	<	0.48	U	<	0.39	U	<	0.68	U	<	1.2	U	<	1	U
MNX	-	0 / 10	<	0.55	U	<	0.48	U	<	0.48	U	<	0.16	U		NA			NA			NA	
Nitrobenzene	-	0 / 22	<	0.55	U	<	0.48	U	<	0.48	U	<	0.16	U	<	0.28	U	<	0.51	U	<	0.8	U
RDX	0.4	2 / 23	<	0.55	U	<	0.48	U	<	0.48	U	<	0.16	U	0.28	0.4	J	<	0.73	U	<	0.8	U
Tetryl	-	0 / 21	<	0.55	U	<	0.48	U	<	0.48	U	<	0.31	U	<	0.66	U	<	1.2	U	<	0.8	U

Notes:
< = less than reporting limit
µg/L = micrograms per liter
HMX = octahydro-1,3,5,7-tetranitro-1,3,5,7-tetrazocine
ID = identification number
J = estimated
LOQ = limit of quantification
MNX = mono-nitroso-RDX
NA = not analyzed
NRL = no reporting limit
Qual = qualifier
RDX = hexahydro-1,3,5-trinitro-1,3,5-triazine
RL = reporting limit
U = nondetect

TABLE E.1.4-15
CORNHUSKER ARMY AMMUNITION PLANT
WELL NW061-EXPLOSIVES

FIELD ID			NW061			NW061			NW061			NW061			NW061			NW061			NW061		
METHOD	Maximum	Detection	SW846 M8330			SW846 M8330			UW51			UW51			UW51			UW33			UW33		
COLLECT DATE	Detection	Frequency	3/10/2000			3/23/1999			6/14/1998			10/2/1997			12/9/1996			7/15/1994			6/12/1994		
			Result	RL	Qual	Result	RL	Qual	Result	RL	Qual	Result	RL	Qual	Result	RL	Qual	Result	RL	Qual	Result	RL	Qual
EXPLOSIVES (µg/L)																							
1,3,5-Trinitrobenzene	-	0 / 23	<	0.8	U	<	0.8	U	<	1.00	U	<	0.125	U	<	0.125	U	<	0.425	U	<	0.425	U
1,3-Dinitrobenzene	0.753	1 / 23	<	0.8	U	<	0.8	U	<	0.500	U	<	0.989	U	<	0.989	U	<	0.549	U	0.753	NRL	
2,4,6-Trinitrotoluene	-	0 / 23	<	1.5	U	<	0.8	U	<	1.00	U	<	0.29	U	<	0.29	U	<	0.451	U	<	0.451	U
2,4-Dinitrotoluene	-	0 / 23	<	1.1	U	<	0.8	U	<	0.500	U	<	0.233	U	<	0.233	U	<	0.26	U	<	0.26	U
2,6-Dinitrotoluene	-	0 / 23	<	1.1	U	<	0.8	U	<	0.500	U	<	0.2	U	<	0.2	U	<	0.26	U	<	0.26	U
2-Amino-4,6-dinitrotoluene	-	0 / 22	<	1	U	<	0.8	U	<	0.500	U	<	0.173	U	<	0.173	U	<	0.244	U	<	0.244	U
2-Nitrotoluene	-	0 / 18	<	1.1	U	<	0.8	U	<	1.00	U	<	0.319	U	<	0.319	U		NA			NA	
3-Nitrotoluene	-	0 / 18	<	1.1	U	<	0.8	U	<	1.00	U	<	0.514	U	<	0.514	U		NA			NA	
4-Amino-2,6-dinitrotoluene	-	0 / 18	<	1	U	<	0.8	U	<	1.00	U	<	0.309	U	<	0.309	U		NA			NA	
4-Nitrotoluene	-	0 / 18	<	1.1	U	<	0.8	U	<	1.00	U	<	0.368	U	<	0.368	U		NA			NA	
HMX	-	0 / 22	<	0.8	U	<	0.8	U	<	0.500	U	<	0.16	U	<	0.16	U	<	0.563	U	<	0.563	U
MNX	-	0 / 10		NA			NA			NA			NA			NA			NA			NA	
Nitrobenzene	-	0 / 22	<	0.8	U	<	0.8	U	<	0.500	U	<	0.231	U	<	0.231	U	<	0.817	U	<	0.817	U
RDX	0.4	2 / 23	<	0.8	U	<	0.8	U	<	1.00	U	<	0.558	U	<	0.558	U	<	0.412	U	<	0.412	U
Tetryl	-	0 / 21	<	1.3	U	<	0.8	U	<	0.500	U	<	0.253	U	<	0.253	U	<	1.18	U	<	1.18	U

Notes:
< = less than reporting limit
µg/L = micrograms per liter
HMX = octahydro-1,3,5,7-tetranitro-1,3,5,7-tetrazocine
ID = identification number
J = estimated
LOQ = limit of quantification
MNX = mono-nitroso-RDX
NA = not analyzed
NRL = no reporting limit
Qual = qualifier
RDX = hexahydro-1,3,5-trinitro-1,3,5-triazine
RL = reporting limit
U = nondetect

TABLE E.1.4-15
CORNHUSKER ARMY AMMUNITION PLANT
WELL NW061-EXPLOSIVES

FIELD ID			NW061			NW061			NW061		
METHOD	Maximum	Detection	UW32			UW25			99		
COLLECT DATE	Detection	Frequency	8/22/1992			5/30/1991			11/29/1984		
			Result	RL	Qual	Result	RL	Qual	Result	RL	Qual
EXPLOSIVES (µg/L)											
1,3,5-Trinitrobenzene	-	0 / 23	<	0.449	U	<	0.21	U	<	0.1	U
1,3-Dinitrobenzene	0.753	1 / 23	<	0.611	U	<	0.458	U	<	0.1	U
2,4,6-Trinitrotoluene	-	0 / 23	<	0.635	U	<	0.426	U	<	0.1	U
2,4-Dinitrotoluene	-	0 / 23	<	0.064	U	<	0.397	U	<	0.1	U
2,6-Dinitrotoluene	-	0 / 23	<	0.074	U	<	0.6	U	<	0.1	U
2-Amino-4,6-dinitrotoluene	-	0 / 22	<	0.158	U	<	0.8	U		NA	
2-Nitrotoluene	-	0 / 18		NA			NA			NA	
3-Nitrotoluene	-	0 / 18		NA			NA			NA	
4-Amino-2,6-dinitrotoluene	-	0 / 18		NA			NA			NA	
4-Nitrotoluene	-	0 / 18		NA			NA			NA	
HMX	-	0 / 22	<	1.21	U	<	5.3	U		NA	
MNX	-	0 / 10		NA			NA			NA	
Nitrobenzene	-	0 / 22	<	0.645	U	<	0.682	U		NA	
RDX	0.4	2 / 23	<	1.17	U	<	4.2	U	0.4	NRL	
Tetryl	-	0 / 21		NA		<	0.631	U		NA	

Notes:
< = less than reporting limit
µg/L = micrograms per liter
HMX = octahydro-1,3,5,7-tetranitro-1,3,5,7-tetrazocine
ID = identification number
J = estimated
LOQ = limit of quantification
MNX = mono-nitroso-RDX
NA = not analyzed
NRL = no reporting limit
Qual = qualifier
RDX = hexahydro-1,3,5-trinitro-1,3,5-triazine
RL = reporting limit
U = nondetect

TABLE E.1.4-16
CORNHUSKER ARMY AMMUNITION PLANT
WELL NW062-EXPLOSIVES

FIELD ID			NW062			NW062			NW062			NW062			NW062			NW062			NW062		
METHOD	Maximum	Detection	SW846 M8330			SW846 M8330			SW846 M8330			SW846 M8330			SW846 M8330			SW846 M8330			SW846 M8330		
COLLECT DATE	Detection	Frequency	None			3/7/2013			3/2/2012			3/4/2011			3/11/2010			3/6/2009			3/7/2008		
			Result	RL	Qual	Result	RL	Qual	Result	RL	Qual	Result	RL	Qual	Result	RL	Qual	Result	RL	Qual	Result	RL	Qual
EXPLOSIVES (µg/L)																							
1,3,5-Trinitrobenzene	-	0 / 23				<	0.8	U	<	0.8	U	<	0.8	U	<	0.99	U	<	0.48	U	<	0.48	U
1,3-Dinitrobenzene	0.564	1 / 23				<	0.8	U	<	0.8	U	<	0.8	U	<	0.4	U	<	0.48	U	<	0.48	U
2,4,6-Trinitrotoluene	-	0 / 23				<	0.8	U	<	0.8	U	<	0.8	U	<	0.4	U	<	0.48	U	<	0.48	U
2,4-Dinitrotoluene	-	0 / 23				<	0.8	U	<	0.8	U	<	0.8	U	<	0.4	U	<	0.48	U	<	0.48	U
2,6-Dinitrotoluene	-	0 / 23	**Not Sampled**			<	0.8	U	<	0.8	U	<	0.8	U	<	0.2	U	<	0.48	U	<	0.48	U
2-Amino-4,6-dinitrotoluene	-	0 / 22	**in 2014, 2015, 2016,**			<	0.8	U	<	0.8	U	<	0.8	U	<	0.2	U	<	0.48	U	<	0.48	U
2-Nitrotoluene	-	0 / 18	**2017, 2018**			<	0.8	U	<	0.8	U	<	0.8	U	<	0.4	U	<	0.48	U	<	0.48	U
3-Nitrotoluene	-	0 / 18				<	0.8	U	<	0.8	U	<	0.8	U	<	0.4	U	<	0.48	U	<	0.48	U
4-Amino-2,6-dinitrotoluene	-	0 / 18				<	1.4	U	<	1.4	U	<	0.8	U	<	0.2	U	<	0.48	U	<	0.48	U
4-Nitrotoluene	-	0 / 18				<	0.8	U	<	0.8	U	<	0.8	U	<	0.99	U	<	0.48	U	<	0.48	U
HMX	-	0 / 22				<	0.8	UJ	<	0.8	U	<	0.8	U	<	0.4	U	<	0.48	UJ	<	0.48	U
MNX	-	0 / 10				<	0.8	U	<	0.8	U	<	0.8	U	<	2	U	<	0.48	U	<	0.48	U
Nitrobenzene	-	0 / 22				<	0.8	U	<	0.8	U	<	0.8	U	<	0.4	U	<	0.48	U	<	0.48	U
RDX	0.43 J	1 / 23				<	0.8	U	<	0.8	U	<	0.8	U	<	0.2	U	<	0.48	U	<	0.48	U
Tetryl	1.34	1 / 21				<	1.6	U	<	0.8	U	<	0.8	U	<	0.24	U	<	0.48	U	<	0.48	U

Notes:
< = less than reporting limit
µg/L = micrograms per liter
HMX = octahydro-1,3,5,7-tetranitro-1,3,5,7-tetrazocine
ID = identification number
J = estimated
LOQ = limit of quantification
MNX = mono-nitroso-RDX
NA = not analyzed
NRL = no reporting limit
Qual = qualifier
RDX = hexahydro-1,3,5-trinitro-1,3,5-triazine
RL = reporting limit
U = nondetect

TABLE E.1.4-16
CORNHUSKER ARMY AMMUNITION PLANT
WELL NW062-EXPLOSIVES

FIELD ID			NW062			NW062			NW062			NW062			NW062			NW062			NW062		
METHOD	Maximum	Detection	SW846 M8330			SW846 M8330			SW846 M8330			SW846 M8330			SW846 M8330			SW846 M8330			SW846 M8330		
COLLECT DATE	Detection	Frequency	3/9/2007			3/13/2006			3/14/2005			3/11/2004			3/14/2003			3/18/2002			3/20/2001		
			Result	RL	Qual	Result	RL	Qual	Result	RL	Qual	Result	RL	Qual	Result	RL	Qual	Result	RL	Qual	Result	RL	Qual
EXPLOSIVES (µg/L)																							
1,3,5-Trinitrobenzene	-	0 / 23	<	0.48	U	<	0.48	U	<	0.48	U	<	0.27	U	<	0.43	U	<	0.40	U	<	0.8	U
1,3-Dinitrobenzene	0.564	1 / 23	<	0.48	U	<	0.48	U	<	0.48	U	<	0.27	U	<	0.29	U	<	0.27	U	<	0.8	U
2,4,6-Trinitrotoluene	-	0 / 23	<	0.48	U	<	0.48	U	<	0.48	U	<	0.27	U	<	0.36	U	<	0.33	U	<	0.8	U
2,4-Dinitrotoluene	-	0 / 23	<	0.48	U	<	0.48	U	<	0.48	U	<	0.53	U	<	0.29	U	<	0.27	U	<	0.8	U
2,6-Dinitrotoluene	-	0 / 23	<	0.48	U	<	0.48	U	<	0.48	U	<	0.53	U	<	1.1	U	<	1.0	U	<	0.8	U
2-Amino-4,6-dinitrotoluene	-	0 / 22	<	0.48	U	<	0.48	U	<	0.48	U	<	0.53	U	<	0.45	U	<	0.42	U	<	0.8	U
2-Nitrotoluene	-	0 / 18	<	0.48	U	<	0.48	U	<	0.48	U	<	0.53	U	<	0.87	U	<	0.82	U	<	0.8	U
3-Nitrotoluene	-	0 / 18	<	0.48	U	<	0.48	U	<	0.48	U	<	0.53	U	<	0.55	U	<	1.7	U	<	0.8	U
4-Amino-2,6-dinitrotoluene	-	0 / 18	<	0.48	U	<	0.48	U	<	0.48	U	<	0.53	U	<	0.75	U	<	0.70	U	<	0.8	U
4-Nitrotoluene	-	0 / 18	<	0.48	U	<	0.48	U	<	0.48	U	<	0.85	U	<	1.8	U	<	0.52	U	<	0.8	U
HMX	-	0 / 22	<	0.48	U	<	0.48	U	<	0.48	U	<	0.66	U	<	1.2	U	<	1.1	U	<	1	U
MNX	-	0 / 10	<	0.48	U	<	0.48	U	<	0.48	U	<	0.27	U		NA			NA			NA	
Nitrobenzene	-	0 / 22	<	0.48	U	<	0.48	U	<	0.48	U	<	0.27	U	<	0.5	U	<	0.47	U	<	0.8	U
RDX	0.43 J	1 / 23	<	0.48	U	<	0.48	U	<	0.48	U	<	0.27	U	0.43	0.71	J	<	0.67	U	<	0.8	U
Tetryl	1.34	1 / 21	<	0.48	U	<	0.48	U	<	0.48	U	<	0.53	U	<	1.2	U	<	1.1	U	<	0.8	U

Notes:
< = less than reporting limit
µg/L = micrograms per liter
HMX = octahydro-1,3,5,7-tetranitro-1,3,5,7-tetrazocine
ID = identification number
J = estimated
LOQ = limit of quantification
MNX = mono-nitroso-RDX
NA = not analyzed
NRL = no reporting limit
Qual = qualifier
RDX = hexahydro-1,3,5-trinitro-1,3,5-triazine
RL = reporting limit
U = nondetect

TABLE E.1.4-16
CORNHUSKER ARMY AMMUNITION PLANT
WELL NW062-EXPLOSIVES

FIELD ID			NW062			NW062			NW062			NW062			NW062			NW062			NW062		
METHOD	Maximum	Detection	SW846 M8330			SW846 M8330			UW51			UW51			UW51			UW33			UW33		
COLLECT DATE	Detection	Frequency	3/10/2000			3/23/1999			6/14/1998			10/2/1997			12/9/1996			7/15/1994			6/12/1994		
			Result	RL	Qual	Result	RL	Qual	Result	RL	Qual	Result	RL	Qual	Result	RL	Qual	Result	RL	Qual	Result	RL	Qual
EXPLOSIVES (µg/L)																							
1,3,5-Trinitrobenzene	-	0 / 23	<	0.8	U	<	0.8	U	<	1.00	U	<	0.125	U	<	0.125	U	<	0.425	U	<	0.425	U
1,3-Dinitrobenzene	0.564	1 / 23	<	0.8	U	<	0.8	U	<	0.500	U	<	0.989	U	<	0.989	U	0.564	NRL		<	0.549	U
2,4,6-Trinitrotoluene	-	0 / 23	<	1.5	U	<	0.8	U	<	1.00	U	<	0.29	U	<	0.29	U	<	0.451	U	<	0.451	U
2,4-Dinitrotoluene	-	0 / 23	<	1.1	U	<	0.8	U	<	0.500	U	<	0.233	U	<	0.233	U	<	0.26	U	<	0.26	U
2,6-Dinitrotoluene	-	0 / 23	<	1.1	U	<	0.8	U	<	0.500	U	<	0.2	U	<	0.2	U	<	0.26	U	<	0.26	U
2-Amino-4,6-dinitrotoluene	-	0 / 22	<	1	U	<	0.8	U	<	0.500	U	<	0.173	U	<	0.173	U	<	0.244	U	<	0.244	U
2-Nitrotoluene	-	0 / 18	<	1.1	U	<	0.8	U	<	1.00	U	<	0.319	U	<	0.319	U		NA			NA	
3-Nitrotoluene	-	0 / 18	<	1.1	U	<	0.8	U	<	1.00	U	<	0.514	U	<	0.514	U		NA			NA	
4-Amino-2,6-dinitrotoluene	-	0 / 18	<	1	U	<	0.8	U	<	1.00	U	<	0.309	U	<	0.309	U		NA			NA	
4-Nitrotoluene	-	0 / 18	<	1.1	U	<	0.8	U	<	1.00	U	<	0.368	U	<	0.368	U		NA			NA	
HMX	-	0 / 22	<	0.8	U	<	0.8	U	<	0.500	U	<	0.16	U	<	0.16	U	<	0.563	U	<	0.563	U
MNX	-	0 / 10		NA			NA			NA			NA			NA			NA			NA	
Nitrobenzene	-	0 / 22	<	0.8	U	<	0.8	U	<	0.500	U	<	0.231	U	<	0.231	U	<	0.817	U	<	0.817	U
RDX	0.43 J	1 / 23	<	0.8	U	<	0.8	U	<	1.00	U	<	0.558	U	<	0.558	U	<	0.412	U	<	0.412	U
Tetryl	1.34	1 / 21	<	1.3	U	<	0.8	U	<	0.500	U	<	0.253	U	<	0.253	U	<	1.18	U	<	1.18	U

Notes:
< = less than reporting limit
µg/L = micrograms per liter
HMX = octahydro-1,3,5,7-tetranitro-1,3,5,7-tetrazocine
ID = identification number
J = estimated
LOQ = limit of quantification
MNX = mono-nitroso-RDX
NA = not analyzed
NRL = no reporting limit
Qual = qualifier
RDX = hexahydro-1,3,5-trinitro-1,3,5-triazine
RL = reporting limit
U = nondetect

TABLE E.1.4-16
CORNHUSKER ARMY AMMUNITION PLANT
WELL NW062-EXPLOSIVES

FIELD ID			NW062			NW062			NW062		
METHOD	Maximum	Detection	UW32			UW25			99		
COLLECT DATE	Detection	Frequency	8/22/1992			5/30/1991			11/29/1984		
			Result	RL	Qual	Result	RL	Qual	Result	RL	Qual
EXPLOSIVES (µg/L)											
1,3,5-Trinitrobenzene	-	0 / 23	<	0.449	U	<	2.1	U	<	0.1	U
1,3-Dinitrobenzene	0.564	1 / 23	<	0.611	U	<	4.6	U	<	0.1	U
2,4,6-Trinitrotoluene	-	0 / 23	<	0.635	U	<	0.426	U	<	0.1	U
2,4-Dinitrotoluene	-	0 / 23	<	0.064	U	<	0.397	U	<	0.1	U
2,6-Dinitrotoluene	-	0 / 23	<	0.074	U	<	0.6	U	<	0.1	U
2-Amino-4,6-dinitrotoluene	-	0 / 22	<	0.158	U	<	0.8	U		NA	
2-Nitrotoluene	-	0 / 18		NA			NA			NA	
3-Nitrotoluene	-	0 / 18		NA			NA			NA	
4-Amino-2,6-dinitrotoluene	-	0 / 18		NA			NA			NA	
4-Nitrotoluene	-	0 / 18		NA			NA			NA	
HMX	-	0 / 22	<	1.21	U	<	5.3	U		NA	
MNX	-	0 / 10		NA			NA			NA	
Nitrobenzene	-	0 / 22	<	0.645	U	<	6.8	U		NA	
RDX	0.43 J	1 / 23	<	1.17	U	<	4.2	U	<	0.1	U
Tetryl	1.34	1 / 21		NA		1.34	NRL			NA	

Notes:
< = less than reporting limit
µg/L = micrograms per liter
HMX = octahydro-1,3,5,7-tetranitro-1,3,5,7-tetrazocine
ID = identification number
J = estimated
LOQ = limit of quantification
MNX = mono-nitroso-RDX
NA = not analyzed
NRL = no reporting limit
Qual = qualifier
RDX = hexahydro-1,3,5-trinitro-1,3,5-triazine
RL = reporting limit
U = nondetect

TABLE E.1.4-17
CORNHUSKER ARMY AMMUNITION PLANT
WELL NW070-EXPLOSIVES

FIELD ID			NW070			NW070			NW070			NW070			NW070			NW070			NW070		
METHOD	Maximum	Detection	SW846 M8330			SW846 M8330			SW846 M8330			SW846 M8330			SW846 M8330			SW846 M8330			SW846 M8330		
COLLECT DATE	Detection	Frequency	None			3/6/2013			2/29/2012			3/1/2011			3/9/2010			3/4/2009			3/5/2008		
			Result	RL	Qual	Result	RL	Qual	Result	RL	Qual	Result	RL	Qual	Result	RL	Qual	Result	RL	Qual	Result	RL	Qual
EXPLOSIVES (µg/L)																							
1,3,5-Trinitrobenzene	-	0 / 26				<	0.8	U	<	0.8	U	<	0.8	U	<	1	U	<	0.48	U	<	0.48	U
1,3-Dinitrobenzene	-	0 / 26				<	0.8	U	<	0.8	U	<	0.8	U	<	0.4	U	<	0.48	U	<	0.48	U
2,4,6-Trinitrotoluene	-	0 / 26				<	0.8	U	<	0.8	U	<	0.8	U	<	0.4	U	<	0.48	U	<	0.48	U
2,4-Dinitrotoluene	-	0 / 26				<	0.8	U	<	0.8	U	<	0.8	U	<	0.4	U	<	0.48	U	<	0.48	U
2,6-Dinitrotoluene	-	0 / 26	**Not Sampled**			<	0.8	U	<	0.8	U	<	0.8	U	<	0.2	U	<	0.48	U	<	0.48	U
2-Amino-4,6-dinitrotoluene	-	0 / 22	**in 2014, 2015, 2016,**			<	0.8	U	<	0.8	U	<	0.8	U	<	0.2	U	<	0.48	U	<	0.48	U
2-Nitrotoluene	-	0 / 18	**2017, 2018**			<	0.8	U	<	0.8	U	<	0.8	U	<	0.4	U	<	0.48	U	<	0.48	U
3-Nitrotoluene	-	0 / 18				<	0.8	U	<	0.8	U	<	0.8	U	<	0.4	U	<	0.48	U	<	0.48	U
4-Amino-2,6-dinitrotoluene	-	0 / 18				<	1.4	U	<	1.4	U	<	0.8	U	<	0.2	U	<	0.48	U	<	0.48	U
4-Nitrotoluene	-	0 / 18				<	0.8	U	<	0.8	U	<	0.8	U	<	1	U	<	0.48	U	<	0.48	U
HMX	-	0 / 25				<	0.8	U	<	0.8	U	<	0.8	U	<	0.4	U	<	0.48	U	<	0.48	U
MNX	-	0 / 10				<	0.8	U	<	0.8	U	<	0.8	U	<	2	U	<	0.48	U	<	0.48	U
Nitrobenzene	-	0 / 25				<	0.8	U	<	0.8	U	<	0.8	U	<	0.4	U	<	0.48	U	<	0.48	U
RDX	1.4	1 / 26				<	0.8	U	<	0.8	U	<	0.8	U	<	0.2	U	<	0.48	U	<	0.48	U
Tetryl	-	0 / 23				<	1.6	U	<	0.8	U	<	0.8	U	<	0.24	U	<	0.48	U	<	0.48	U

Notes:
< = less than reporting limit
µg/L = micrograms per liter
HMX = octahydro-1,3,5,7-tetranitro-1,3,5,7-tetrazocine
ID = identification number
J = estimated
LOQ = limit of quantification
MNX = mono-nitroso-RDX
NA = not analyzed
NRL = no reporting limit
Qual = qualifier
RDX = hexahydro-1,3,5-trinitro-1,3,5-triazine
RL = reporting limit
U = nondetect

TABLE E.1.4-17
CORNHUSKER ARMY AMMUNITION PLANT
WELL NW070-EXPLOSIVES

FIELD ID			NW070			NW070			NW070			NW070			NW070			NW070			NW070		
METHOD	Maximum	Detection	SW846 M8330			SW846 M8330			SW846 M8330			SW846 M8330			SW846 M8330			SW846 M8330			SW846 M8330		
COLLECT DATE	Detection	Frequency	3/8/2007			3/10/2006			3/10/2005			3/11/2004			3/13/2003			3/15/2002			3/16/2001		
			Result	RL	Qual	Result	RL	Qual	Result	RL	Qual	Result	RL	Qual	Result	RL	Qual	Result	RL	Qual	Result	RL	Qual
EXPLOSIVES (µg/L)																							
1,3,5-Trinitrobenzene	-	0 / 26	<	0.5	U	<	0.48	U	<	0.48	U	<	0.17	U	<	0.31	U	<	0.34	U	<	0.8	U
1,3-Dinitrobenzene	-	0 / 26	<	0.5	U	<	0.48	U	<	0.48	U	<	0.17	U	<	0.21	U	<	0.23	U	<	0.8	U
2,4,6-Trinitrotoluene	-	0 / 26	<	0.5	U	<	0.48	U	<	0.48	U	<	0.17	U	<	0.26	U	<	0.28	U	<	0.8	U
2,4-Dinitrotoluene	-	0 / 26	<	0.5	U	<	0.48	U	<	0.48	U	<	0.33	U	<	0.21	U	<	0.23	U	<	0.8	U
2,6-Dinitrotoluene	-	0 / 26	<	0.5	U	<	0.48	U	<	0.48	U	<	0.33	U	<	0.81	U	<	0.88	U	<	0.8	U
2-Amino-4,6-dinitrotoluene	-	0 / 22	<	0.5	U	<	0.48	U	<	0.48	U	<	0.33	U	<	0.33	U	<	0.35	U	<	0.8	U
2-Nitrotoluene	-	0 / 18	<	0.5	U	<	0.48	U	<	0.48	U	<	0.33	U	<	0.64	U	<	0.69	U	<	0.8	U
3-Nitrotoluene	-	0 / 18	<	0.5	U	<	0.48	U	<	0.48	U	<	0.33	U	<	0.4	U	<	0.44	U	<	0.8	U
4-Amino-2,6-dinitrotoluene	-	0 / 18	<	0.5	U	<	0.48	U	<	0.48	U	<	0.33	U	<	0.55	U	<	0.60	U	<	0.8	U
4-Nitrotoluene	-	0 / 18	<	0.5	U	<	0.48	U	<	0.48	U	<	0.53	U	<	1.3	U	<	1.4	U	<	0.8	U
HMX	-	0 / 25	<	0.5	U	<	0.48	U	<	0.48	U	<	0.41	U	<	0.88	U	<	0.96	U	<	1	U
MNX	-	0 / 10	<	0.5	U	<	0.48	U	<	0.48	U	<	0.17	U		NA			NA			NA	
Nitrobenzene	-	0 / 25	<	0.5	U	<	0.48	U	<	0.48	U	<	0.17	U	<	0.36	U	<	0.40	U	<	0.8	U
RDX	1.4	1 / 26	<	0.5	U	<	0.48	U	<	0.48	U	<	0.17	U	<	0.52	U	<	0.57	U	<	0.8	U
Tetryl	-	0 / 23	<	0.5	U	<	0.48	U	<	0.48	U	<	0.33	U	<	0.86	U	<	0.94	U	<	0.8	U

Notes:
< = less than reporting limit
µg/L = micrograms per liter
HMX = octahydro-1,3,5,7-tetranitro-1,3,5,7-tetrazocine
ID = identification number
J = estimated
LOQ = limit of quantification
MNX = mono-nitroso-RDX
NA = not analyzed
NRL = no reporting limit
Qual = qualifier
RDX = hexahydro-1,3,5-trinitro-1,3,5-triazine
RL = reporting limit
U = nondetect

TABLE E.1.4-17
CORNHUSKER ARMY AMMUNITION PLANT
WELL NW070-EXPLOSIVES

FIELD ID			NW070			NW070			NW070			NW070			NW070			NW070			NW070		
METHOD	Maximum	Detection	SW846 M8330			SW846 M8330			UW51			UW51			UW51			UW33			UW33		
COLLECT DATE	Detection	Frequency	3/9/2000			3/18/1999			6/13/1998			10/2/1997			2/18/1997			7/12/1994			6/9/1994		
			Result	RL	Qual	Result	RL	Qual	Result	RL	Qual	Result	RL	Qual	Result	RL	Qual	Result	RL	Qual	Result	RL	Qual
EXPLOSIVES (µg/L)																							
1,3,5-Trinitrobenzene	-	0 / 26	<	0.8	U	<	0.8	U	<	1.00	U	<	0.125	U	<	0.125	U	<	0.425	U	<	0.425	U
1,3-Dinitrobenzene	-	0 / 26	<	0.8	U	<	0.8	U	<	0.500	U	<	0.989	U	<	0.989	U	<	0.549	U	<	0.549	U
2,4,6-Trinitrotoluene	-	0 / 26	<	1.5	U	<	0.8	U	<	1.00	U	<	0.29	U	<	0.29	U	<	0.451	U	<	0.451	U
2,4-Dinitrotoluene	-	0 / 26	<	1.1	U	<	0.8	U	<	0.500	U	<	0.233	U	<	0.233	U	<	0.26	U	<	0.26	U
2,6-Dinitrotoluene	-	0 / 26	<	1.1	U	<	0.8	U	<	0.500	U	<	0.2	U	<	0.2	U	<	0.26	U	<	0.26	U
2-Amino-4,6-dinitrotoluene	-	0 / 22	<	1	U	<	0.8	U	<	0.500	U	<	0.173	U	<	0.173	U	<	0.244	U	<	0.244	U
2-Nitrotoluene	-	0 / 18	<	1.1	U	<	0.8	U	<	1.00	U	<	0.319	U	<	0.319	U		NA			NA	
3-Nitrotoluene	-	0 / 18	<	1.1	U	<	0.8	U	<	1.00	U	<	0.514	U	<	0.514	U		NA			NA	
4-Amino-2,6-dinitrotoluene	-	0 / 18	<	1	U	<	0.8	U	<	1.00	U	<	0.309	U	<	0.309	U		NA			NA	
4-Nitrotoluene	-	0 / 18	<	1.1	U	<	0.8	U	<	1.00	U	<	0.368	U	<	0.368	U		NA			NA	
HMX	-	0 / 25	<	0.8	U	<	0.8	U	<	0.500	U	<	0.16	U	<	0.16	U	<	0.563	U	<	0.563	U
MNX	-	0 / 10		NA			NA			NA			NA			NA			NA			NA	
Nitrobenzene	-	0 / 25	<	0.8	U	<	0.8	U	<	0.500	U	<	0.231	U	<	0.231	U	<	0.817	U	<	0.817	U
RDX	1.4	1 / 26	<	0.8	U	<	0.8	U	<	1.00	U	<	0.558	U	<	0.558	U	<	0.412	U	<	0.412	U
Tetryl	-	0 / 23	<	1.3	U	<	0.8	U	<	0.500	U	<	0.253	U	<	0.253	U	<	1.18	U	<	1.18	U

Notes:
< = less than reporting limit
µg/L = micrograms per liter
HMX = octahydro-1,3,5,7-tetranitro-1,3,5,7-tetrazocine
ID = identification number
J = estimated
LOQ = limit of quantification
MNX = mono-nitroso-RDX
NA = not analyzed
NRL = no reporting limit
Qual = qualifier
RDX = hexahydro-1,3,5-trinitro-1,3,5-triazine
RL = reporting limit
U = nondetect

TABLE E.1.4-17
CORNHUSKER ARMY AMMUNITION PLANT
WELL NW070-EXPLOSIVES

FIELD ID			NW070			NW070			NW070			NW070			NW070			NW070		
METHOD	Maximum	Detection	UW32			UW25			UW14			UW14			UW01			99		
COLLECT DATE	Detection	Frequency	8/31/1992			5/31/1991			10/16/1990			4/24/1990			5/15/1989			11/29/1984		
			Result	RL	Qual	Result	RL	Qual	Result	RL	Qual	Result	RL	Qual	Result	RL	Qual	Result	RL	Qual
EXPLOSIVES (µg/L)																				
1,3,5-Trinitrobenzene	-	0 / 26	<	0.449	U	<	0.21	U	<	0.626	U	<	0.626	U	<	0.56	U	<	0.1	U
1,3-Dinitrobenzene	-	0 / 26	<	0.611	U	<	0.458	U	<	0.519	U	<	0.519	U	<	0.61	U	<	0.1	U
2,4,6-Trinitrotoluene	-	0 / 26	<	0.635	U	<	0.426	U	<	0.588	U	<	0.588	U	<	0.78	U	<	0.1	U
2,4-Dinitrotoluene	-	0 / 26	<	0.064	U	<	0.397	U	<	0.612	U	<	0.612	U	<	0.6	U	<	0.1	U
2,6-Dinitrotoluene	-	0 / 26	<	0.074	U	<	0.6	U	<	1.15	U	<	1.15	U	<	0.55	U	<	0.1	U
2-Amino-4,6-dinitrotoluene	-	0 / 22	<	0.158	U	<	0.8	U		NA			NA			NA			NA	
2-Nitrotoluene	-	0 / 18		NA			NA			NA			NA			NA			NA	
3-Nitrotoluene	-	0 / 18		NA			NA			NA			NA			NA			NA	
4-Amino-2,6-dinitrotoluene	-	0 / 18		NA			NA			NA			NA			NA			NA	
4-Nitrotoluene	-	0 / 18		NA			NA			NA			NA			NA			NA	
HMX	-	0 / 25	<	1.21	U	<	5.3	U	<	1.65	U	<	1.65	U	<	1.3	U		NA	
MNX	-	0 / 10		NA			NA			NA			NA			NA			NA	
Nitrobenzene	-	0 / 25	<	0.645	U	<	0.682	U	<	1.07	U	<	1.07	U	<	1.13	U		NA	
RDX	1.4	1 / 26	<	1.17	U	<	0.416	U	<	2.11	U	<	2.11	U	1.4	NRL		<	0.1	U
Tetryl	-	0 / 23		NA		<	0.631	U	<	0.556	U	<	0.556	U		NA			NA	

Notes:
< = less than reporting limit
µg/L = micrograms per liter
HMX = octahydro-1,3,5,7-tetranitro-1,3,5,7-tetrazocine
ID = identification number
J = estimated
LOQ = limit of quantification
MNX = mono-nitroso-RDX
NA = not analyzed
NRL = no reporting limit
Qual = qualifier
RDX = hexahydro-1,3,5-trinitro-1,3,5-triazine
RL = reporting limit
U = nondetect

TABLE E.1.4-18
CORNHUSKER ARMY AMMUNITION PLANT
WELL NW071-EXPLOSIVES

FIELD ID			NW071			NW071			NW071			NW071			NW071			NW071			NW071		
METHOD	Maximum	Detection	SW846 M8330			SW846 M8330			SW846 M8330			SW846 M8330			SW846 M8330			SW846 M8330			SW846 M8330		
COLLECT DATE	Detection	Frequency	None			3/6/2013			2/29/2012			3/1/2011			3/9/2010			3/5/2009			3/5/2008		
			Result	RL	Qual	Result	RL	Qual	Result	RL	Qual	Result	RL	Qual	Result	RL	Qual	Result	RL	Qual	Result	RL	Qual
EXPLOSIVES (µg/L)																							
1,3,5-Trinitrobenzene	-	0 / 28				<	0.8	U	<	0.8	U	<	0.8	U	<	1	U	<	0.49	U	<	0.47	U
1,3-Dinitrobenzene	-	0 / 28				<	0.8	U	<	0.8	U	<	0.8	U	<	0.41	U	<	0.49	U	<	0.47	U
2,4,6-Trinitrotoluene	-	0 / 28				<	0.8	U	<	0.8	U	<	0.8	U	<	0.41	U	<	0.49	U	<	0.47	U
2,4-Dinitrotoluene	-	0 / 28				<	0.8	U	<	0.8	U	<	0.8	U	<	0.41	U	<	0.49	U	<	0.47	U
2,6-Dinitrotoluene	2.28	1 / 28	**Not Sampled**			<	0.8	U	<	0.8	U	<	0.8	U	<	0.2	U	<	0.49	U	<	0.47	U
2-Amino-4,6-dinitrotoluene	-	0 / 23	**in 2014, 2015, 2016,**			<	0.8	U	<	0.8	U	<	0.8	U	<	0.2	U	<	0.49	U	<	0.47	U
2-Nitrotoluene	-	0 / 18	**2017, 2018**			<	0.8	U	<	0.8	U	<	0.8	U	<	0.41	U	<	0.49	U	<	0.47	U
3-Nitrotoluene	-	0 / 18				<	0.8	U	<	0.8	U	<	0.8	U	<	0.41	U	<	0.49	U	<	0.47	U
4-Amino-2,6-dinitrotoluene	-	0 / 18				<	1.4	U	<	1.4	U	<	0.8	U	<	0.2	U	<	0.49	U	<	0.47	U
4-Nitrotoluene	-	0 / 18				<	0.8	U	<	0.8	U	<	0.8	U	<	1	U	<	0.49	U	<	0.47	U
HMX	-	0 / 26				<	0.8	U	<	0.8	U	<	0.8	U	<	0.41	U	<	0.49	U	<	0.47	U
MNX	-	0 / 10				<	0.8	U	<	0.8	U	<	0.8	U	<	2	U	<	0.49	U	<	0.47	U
Nitrobenzene	-	0 / 26				<	0.8	U	<	0.8	U	<	0.8	U	<	0.41	U	<	0.49	U	<	0.47	U
RDX	2.6	4 / 27				<	0.8	U	<	0.8	U	<	0.8	U	<	0.2	U	<	0.49	U	<	0.47	U
Tetryl	0.849	1 / 24				<	1.6	U	<	0.8	U	<	0.8	U	<	0.24	U	<	0.49	U	<	0.47	U

Notes:
< = less than reporting limit
µg/L = micrograms per liter
HMX = octahydro-1,3,5,7-tetranitro-1,3,5,7-tetrazocine
ID = identification number
J = estimated
LOQ = limit of quantification
MNX = mono-nitroso-RDX
NA = not analyzed
NRL = no reporting limit
Qual = qualifier
RDX = hexahydro-1,3,5-trinitro-1,3,5-triazine
RL = reporting limit
U = nondetect

TABLE E.1.4-18
CORNHUSKER ARMY AMMUNITION PLANT
WELL NW071-EXPLOSIVES

FIELD ID			NW071			NW071			NW071			NW071			NW071			NW071			NW071		
METHOD	Maximum	Detection	SW846 M8330			SW846 M8330			SW846 M8330			SW846 M8330			SW846 M8330			SW846 M8330			SW846 M8330		
COLLECT DATE	Detection	Frequency	3/8/2007			3/10/2006			3/10/2005			3/11/2004			3/13/2003			3/15/2002			3/16/2001		
			Result	RL	Qual	Result	RL	Qual	Result	RL	Qual	Result	RL	Qual	Result	RL	Qual	Result	RL	Qual	Result	RL	Qual
EXPLOSIVES (µg/L)																							
1,3,5-Trinitrobenzene	-	0 / 28	<	0.51	U	<	0.48	U	<	0.48	U	<	0.21	U	<	0.24	U	<	0.35	U	<	0.8	U
1,3-Dinitrobenzene	-	0 / 28	<	0.51	U	<	0.48	U	<	0.48	U	<	0.21	U	<	0.16	U	<	0.23	U	<	0.8	U
2,4,6-Trinitrotoluene	-	0 / 28	<	0.51	U	<	0.48	U	<	0.48	U	<	0.21	U	<	0.2	U	<	0.29	U	<	0.8	U
2,4-Dinitrotoluene	-	0 / 28	<	0.51	U	<	0.48	U	<	0.48	U	<	0.4	U	<	0.16	U	<	0.23	U	<	0.8	U
2,6-Dinitrotoluene	2.28	1 / 28	<	0.51	U	<	0.48	U	<	0.48	U	<	0.4	U	<	0.62	U	<	0.90	U	<	0.8	U
2-Amino-4,6-dinitrotoluene	-	0 / 23	<	0.51	U	<	0.48	U	<	0.48	U	<	0.4	U	<	0.25	U	<	0.36	U	<	0.8	U
2-Nitrotoluene	-	0 / 18	<	0.51	U	<	0.48	U	<	0.48	U	<	0.4	U	<	0.49	U	<	0.71	U	<	0.8	U
3-Nitrotoluene	-	0 / 18	<	0.51	U	<	0.48	U	<	0.48	U	<	0.4	U	<	0.31	U	<	0.45	U	<	0.8	U
4-Amino-2,6-dinitrotoluene	-	0 / 18	<	0.51	U	<	0.48	U	<	0.48	U	<	0.4	U	<	0.42	U	<	0.61	U	<	0.8	U
4-Nitrotoluene	-	0 / 18	<	0.51	U	<	0.48	U	<	0.48	U	<	0.65	U	<	1	U	<	1.5	U	<	0.8	U
HMX	-	0 / 26	<	0.51	U	<	0.48	U	<	0.48	U	<	0.51	U	<	0.68	U	<	0.99	U	<	1	U
MNX	-	0 / 10	<	0.51	U	<	0.48	U	<	0.48	U	<	0.21	U		NA			NA			NA	
Nitrobenzene	-	0 / 26	<	0.51	U	<	0.48	U	<	0.48	U	<	0.21	U	<	0.28	U	<	0.41	U	<	0.8	U
RDX	2.6	4 / 27	<	0.51	U	<	0.48	U	<	0.48	U	<	0.21	U	0.2	0.4	J	<	0.58	U	<	0.8	U
Tetryl	0.849	1 / 24	<	0.51	U	<	0.48	U	<	0.48	U	<	0.4	U	<	0.66	U	<	0.96	U	<	0.8	U

Notes:
< = less than reporting limit
µg/L = micrograms per liter
HMX = octahydro-1,3,5,7-tetranitro-1,3,5,7-tetrazocine
ID = identification number
J = estimated
LOQ = limit of quantification
MNX = mono-nitroso-RDX
NA = not analyzed
NRL = no reporting limit
Qual = qualifier
RDX = hexahydro-1,3,5-trinitro-1,3,5-triazine
RL = reporting limit
U = nondetect

TABLE E.1.4-18
CORNHUSKER ARMY AMMUNITION PLANT
WELL NW071-EXPLOSIVES

FIELD ID			NW071			NW071			NW071			NW071			NW071			NW071			NW071		
METHOD	Maximum	Detection	SW846 M8330			SW846 M8330			UW51			UW51			UW51			UW33			UW33		
COLLECT DATE	Detection	Frequency	3/9/2000			3/18/1999			6/13/1998			10/2/1997			2/18/1997			7/12/1994			6/9/1994		
			Result	RL	Qual	Result	RL	Qual	Result	RL	Qual	Result	RL	Qual	Result	RL	Qual	Result	RL	Qual	Result	RL	Qual
EXPLOSIVES (µg/L)																							
1,3,5-Trinitrobenzene	-	0 / 28	<	0.8	U	<	0.8	U	<	1.00	U	<	0.125	U	<	0.125	U	<	0.425	U	<	0.425	U
1,3-Dinitrobenzene	-	0 / 28	<	0.8	U	<	0.8	U	<	0.500	U	<	0.989	U	<	0.989	U	<	0.549	U	<	0.549	U
2,4,6-Trinitrotoluene	-	0 / 28	<	1.5	U	<	0.8	U	<	1.00	U	<	0.29	U	<	0.29	U	<	0.451	U	<	0.451	U
2,4-Dinitrotoluene	-	0 / 28	<	1.1	U	<	0.8	U	<	0.500	U	<	0.233	U	<	0.233	U	<	0.26	U	<	0.26	U
2,6-Dinitrotoluene	2.28	1 / 28	<	1.1	U	<	0.8	U	<	0.500	U	<	0.2	U	<	0.2	U	<	0.26	U	<	0.26	U
2-Amino-4,6-dinitrotoluene	-	0 / 23	<	1	U	<	0.8	U	<	0.500	U	<	0.173	U	<	0.173	U	<	0.244	U	<	0.244	U
2-Nitrotoluene	-	0 / 18	<	1.1	U	<	0.8	U	<	1.00	U	<	0.319	U	<	0.319	U		NA			NA	
3-Nitrotoluene	-	0 / 18	<	1.1	U	<	0.8	U	<	1.00	U	<	0.514	U	<	0.514	U		NA			NA	
4-Amino-2,6-dinitrotoluene	-	0 / 18	<	1	U	<	0.8	U	<	1.00	U	<	0.309	U	<	0.309	U		NA			NA	
4-Nitrotoluene	-	0 / 18	<	1.1	U	<	0.8	U	<	1.00	U	<	0.368	U	<	0.368	U		NA			NA	
HMX	-	0 / 26	<	0.8	U	<	0.8	U	<	0.500	U	<	0.16	U	<	0.16	U	<	0.563	U	<	0.563	U
MNX	-	0 / 10		NA			NA			NA			NA			NA			NA			NA	
Nitrobenzene	-	0 / 26	<	0.8	U	<	0.8	U	<	0.500	U	<	0.231	U	<	0.231	U	<	0.817	U	<	0.817	U
RDX	2.6	4 / 27	<	0.8	U	<	0.8	U	<	1.00	U	<	0.558	U	<	0.558	U	<	0.412	U	<	0.412	U
Tetryl	0.849	1 / 24	<	1.3	U	<	0.8	U	<	0.500	U	<	0.253	U	<	0.253	U	<	1.18	U	<	1.18	U

Notes:
< = less than reporting limit
µg/L = micrograms per liter
HMX = octahydro-1,3,5,7-tetranitro-1,3,5,7-tetrazocine
ID = identification number
J = estimated
LOQ = limit of quantification
MNX = mono-nitroso-RDX
NA = not analyzed
NRL = no reporting limit
Qual = qualifier
RDX = hexahydro-1,3,5-trinitro-1,3,5-triazine
RL = reporting limit
U = nondetect

TABLE E.1.4-18
CORNHUSKER ARMY AMMUNITION PLANT
WELL NW071-EXPLOSIVES

FIELD ID			NW071			NW071			NW071			NW071			NW071			NW071			NW071		
METHOD	Maximum	Detection	UW32			UW33			UW25			UW14			UW14			UW01			99		
COLLECT DATE	Detection	Frequency	8/31/1992			7/24/1991			6/4/1991			10/16/1990			4/24/1990			5/15/1989			3/15/1985		
			Result	RL	Qual	Result	RL	Qual	Result	RL	Qual	Result	RL	Qual	Result	RL	Qual	Result	RL	Qual	Result	RL	Qual
EXPLOSIVES (µg/L)																							
1,3,5-Trinitrobenzene	-	0 / 28	<	0.449	U	<	0.425	U	<	0.21	U	<	0.626	U	<	0.626	U	<	0.56	U	<	0.1	U
1,3-Dinitrobenzene	-	0 / 28	<	0.611	U	<	0.549	U	<	0.458	U	<	0.519	U	<	0.519	U	<	0.61	U	<	0.1	U
2,4,6-Trinitrotoluene	-	0 / 28	<	0.635	U	<	0.451	U	<	0.426	U	<	0.588	U	<	0.588	U	<	0.78	U	<	0.1	U
2,4-Dinitrotoluene	-	0 / 28	<	0.064	U	<	0.26	U	<	0.397	U	<	0.612	U	<	0.612	U	<	0.6	U	<	0.1	U
2,6-Dinitrotoluene	2.28	1 / 28	<	0.074	U	<	0.26	U	<	0.6	U	<	1.15	U	<	1.15	U	2.28	NRL		<	0.1	U
2-Amino-4,6-dinitrotoluene	-	0 / 23	<	0.158	U	<	0.5	U	<	0.8	U		NA			NA			NA			NA	
2-Nitrotoluene	-	0 / 18		NA			NA			NA			NA			NA			NA			NA	
3-Nitrotoluene	-	0 / 18		NA			NA			NA			NA			NA			NA			NA	
4-Amino-2,6-dinitrotoluene	-	0 / 18		NA			NA			NA			NA			NA			NA			NA	
4-Nitrotoluene	-	0 / 18		NA			NA			NA			NA			NA			NA			NA	
HMX	-	0 / 26	<	1.21	U	<	0.563	U	<	5.3	U	<	1.65	U	<	1.65	U	<	1.3	U		NA	
MNX	-	0 / 10		NA			NA			NA			NA			NA			NA			NA	
Nitrobenzene	-	0 / 26	<	0.645	U	<	0.817	U	<	0.682	U	<	1.07	U	<	1.07	U	<	1.13	U		NA	
RDX	2.6	4 / 27	<	1.17	U	<	0.412	U		NA		<	2.11	U	<	2.11	U	1.43	NRL		1	NRL	
Tetryl	0.849	1 / 24		NA		<	1.18	U	0.849	NRL		<	0.556	U	<	0.556	U		NA			NA	

Notes:
< = less than reporting limit
µg/L = micrograms per liter
HMX = octahydro-1,3,5,7-tetranitro-1,3,5,7-tetrazocine
ID = identification number
J = estimated
LOQ = limit of quantification
MNX = mono-nitroso-RDX
NA = not analyzed
NRL = no reporting limit
Qual = qualifier
RDX = hexahydro-1,3,5-trinitro-1,3,5-triazine
RL = reporting limit
U = nondetect

TABLE E.1.4-18
CORNHUSKER ARMY AMMUNITION PLANT
WELL NW071-EXPLOSIVES

FIELD ID			NW071		
METHOD	Maximum	Detection	99		
COLLECT DATE	Detection	Frequency	11/29/1984		
			Result	RL	Qual
EXPLOSIVES (µg/L)					
1,3,5-Trinitrobenzene	-	0 / 28	<	0.1	U
1,3-Dinitrobenzene	-	0 / 28	<	0.1	U
2,4,6-Trinitrotoluene	-	0 / 28	<	0.1	U
2,4-Dinitrotoluene	-	0 / 28	<	0.1	U
2,6-Dinitrotoluene	2.28	1 / 28	<	0.1	U
2-Amino-4,6-dinitrotoluene	-	0 / 23		NA	
2-Nitrotoluene	-	0 / 18		NA	
3-Nitrotoluene	-	0 / 18		NA	
4-Amino-2,6-dinitrotoluene	-	0 / 18		NA	
4-Nitrotoluene	-	0 / 18		NA	
HMX	-	0 / 26		NA	
MNX	-	0 / 10		NA	
Nitrobenzene	-	0 / 26		NA	
RDX	2.6	4 / 27	2.6	NRL	
Tetryl	0.849	1 / 24		NA	

Notes:
< = less than reporting limit
µg/L = micrograms per liter
HMX = octahydro-1,3,5,7-tetranitro-1,3,5,7-tetrazocine
ID = identification number
J = estimated
LOQ = limit of quantification
MNX = mono-nitroso-RDX
NA = not analyzed
NRL = no reporting limit
Qual = qualifier
RDX = hexahydro-1,3,5-trinitro-1,3,5-triazine
RL = reporting limit
U = nondetect

TABLE E.1.4-19
CORNHUSKER ARMY AMMUNITION PLANT
WELL NW080-EXPLOSIVES

FIELD ID			NW080					NW080					NW080					NW080		
METHOD	Maximum	Detection	SW846 M8330					SW846 M8330					SW846 M8330					SW846 M8330		
COLLECT DATE	Detection	Frequency	None					8/4/2016					8/11/2015					None		
			Result	Qual	DL	LOD	LOQ	Result	DL	LOD	LOQ	Qual	Result	DL	LOD	LOQ	Qual	Result	RL	Qual
EXPLOSIVES (µg/L)																				
1,3,5-Trinitrobenzene	-	0 / 28						<	0.21	0.43	1.1	U	<	0.41	0.41	1.0	UJ			
1,3-Dinitrobenzene	-	0 / 28						<	0.095	0.21	0.43	U	<	0.20	0.20	0.41	UJ			
2,4,6-Trinitrotoluene	-	0 / 28						<	0.077	0.21	0.43	U	<	0.20	0.20	0.41	UJ			
2,4-Dinitrotoluene	-	0 / 28						<	0.089	0.21	0.43	U	<	0.20	0.20	0.41	UJ			
2,6-Dinitrotoluene	0.7	1 / 28		**Not Sampled**				<	0.069	0.21	0.21	U	<	0.20	0.20	0.20	UJ	**No 2014 Sample**		
2-Amino-4,6-dinitrotoluene	-	0 / 24		**in 2017, 2018**				<	0.054	0.13	0.21	U	<	0.12	0.12	0.20	UJ	**Well Dry**		
2-Nitrotoluene	-	1 / 20						<	0.091	0.21	0.43	U	<	0.20	0.20	0.41	UJ			
3-Nitrotoluene	-	0 / 20						<	0.089	0.21	0.43	U	<	0.20	0.20	0.41	UJ			
4-Amino-2,6-dinitrotoluene	-	0 / 20						<	0.061	0.13	0.21	U	<	0.12	0.12	0.20	UJ			
4-Nitrotoluene	-	0 / 20						<	0.21	0.43	1.1	U	<	0.41	0.41	1.0	UJ			
HMX	3.38	9 / 27						<	0.093	0.21	0.43	U	<	0.20	0.20	0.41	UJ			
MNX	-	0 / 12						<	0.38	0.38	2.1	U	<	0.36	0.36	2.0	UJ			
Nitrobenzene	-	0 / 27						<	0.097	0.21	0.43	U	<	0.20	0.20	0.41	UJ			
RDX	12.4	12 / 28						<	0.056	0.13	0.21	U	<	0.12	0.12	0.20	UJ			
Tetryl	-	0 / 25						<	0.085	0.21	0.26	U	<	0.20	0.20	0.24	UJ			

Notes:
< = less than reporting limit
µg/L = micrograms per liter
HMX = octahydro-1,3,5,7-tetranitro-1,3,5,7-tetrazocine
ID = identification number
J = estimated
LOQ = limit of quantification
MNX = mono-nitroso-RDX
NA = not analyzed
NRL = no reporting limit
Qual = qualifier
RDX = hexahydro-1,3,5-trinitro-1,3,5-triazine
RL = reporting limit
U = nondetect

TABLE E.1.4-19
CORNHUSKER ARMY AMMUNITION PLANT
WELL NW080-EXPLOSIVES

FIELD ID			NW080			NW080			NW080			NW080			NW080			NW080			NW080		
METHOD	Maximum	Detection	SW846 M8330			SW846 M8330			SW846 M8330			SW846 M8330			SW846 M8330			SW846 M8330			SW846 M8330		
COLLECT DATE	Detection	Frequency	3/6/2013			3/2/2012			3/3/2011			3/15/2010			3/4/2009			3/6/2008			3/8/2007		
			Result	RL	Qual	Result	RL	Qual	Result	RL	Qual	Result	RL	Qual	Result	RL	Qual	Result	RL	Qual	Result	RL	Qual
EXPLOSIVES (µg/L)																							
1,3,5-Trinitrobenzene	-	0 / 28	<	0.8	U	<	0.8	U	<	0.8	U	<	1	U	<	0.48	U	<	0.48	U	<	0.5	U
1,3-Dinitrobenzene	-	0 / 28	<	0.8	U	<	0.8	U	<	0.8	U	<	0.4	U	<	0.48	U	<	0.48	U	<	0.5	U
2,4,6-Trinitrotoluene	-	0 / 28	<	0.8	U	<	0.8	U	<	0.8	U	<	0.4	U	<	0.48	U	<	0.48	U	<	0.5	U
2,4-Dinitrotoluene	-	0 / 28	<	0.8	U	<	0.8	U	<	0.8	U	<	0.4	U	<	0.48	U	<	0.48	U	<	0.5	U
2,6-Dinitrotoluene	0.7	1 / 28	<	0.8	U	<	0.8	U	<	0.8	U	<	0.2	U	<	0.48	U	<	0.48	U	<	0.5	U
2-Amino-4,6-dinitrotoluene	-	0 / 24	<	0.8	U	<	0.8	U	<	0.8	U	<	0.2	U	<	0.48	U	<	0.48	U	<	0.5	U
2-Nitrotoluene	-	1 / 20	5	0.8	U	<	0.8	U	<	0.8	U	<	0.4	U	<	0.48	U	<	0.48	U	<	0.5	U
3-Nitrotoluene	-	0 / 20	<	0.8	U	<	0.8	U	<	0.8	U	<	0.4	U	<	0.48	U	<	0.48	U	<	0.5	U
4-Amino-2,6-dinitrotoluene	-	0 / 20	<	1.4	U	<	1.4	U	<	0.8	U	<	0.2	U	<	0.48	U	<	0.48	U	<	0.5	U
4-Nitrotoluene	-	0 / 20	<	0.8	U	<	0.8	U	<	0.8	U	<	1	U	<	0.48	U	<	0.48	U	<	0.5	U
HMX	3.38	9 / 27	<	0.8	U	<	0.8	U	<	0.8	U	<	0.4	U	<	0.48	U	<	0.48	U	<	0.5	U
MNX	-	0 / 12	<	0.8	U	<	0.8	U	<	0.8	U	<	2	U	<	0.48	U	<	0.48	U	<	0.5	U
Nitrobenzene	-	0 / 27	<	0.8	U	<	0.8	U	<	0.8	U	<	0.4	U	<	0.48	U	<	0.48	U	<	0.5	U
RDX	12.4	12 / 28	<	0.8	U	<	0.8	U	<	0.8	U	<	0.2	U	<	0.48	U	<	0.48	U	<	0.5	U
Tetryl	-	0 / 25	<	1.6	U	<	0.8	U	<	0.8	U	<	0.24	U	<	0.48	U	<	0.48	U	<	0.5	U

Notes:
< = less than reporting limit
µg/L = micrograms per liter
HMX = octahydro-1,3,5,7-tetranitro-1,3,5,7-tetrazocine
ID = identification number
J = estimated
LOQ = limit of quantification
MNX = mono-nitroso-RDX
NA = not analyzed
NRL = no reporting limit
Qual = qualifier
RDX = hexahydro-1,3,5-trinitro-1,3,5-triazine
RL = reporting limit
U = nondetect

TABLE E.1.4-19
CORNHUSKER ARMY AMMUNITION PLANT
WELL NW080-EXPLOSIVES

FIELD ID			NW080			NW080			NW080			NW080			NW080			NW080			NW080		
METHOD	Maximum	Detection	SW846 M8330			SW846 M8330			SW846 M8330			SW846 M8330			SW846 M8330			SW846 M8330			SW846 M8330		
COLLECT DATE	Detection	Frequency	3/10/2006			3/11/2005			3/11/2004			3/13/2003			3/15/2002			3/16/2001			3/9/2000		
			Result	RL	Qual	Result	RL	Qual	Result	RL	Qual	Result	RL	Qual	Result	RL	Qual	Result	RL	Qual	Result	RL	Qual
EXPLOSIVES (µg/L)																							
1,3,5-Trinitrobenzene	-	0 / 28	<	0.49	U	<	0.53	U	<	0.26	U	<	0.24	U	<	0.60	U	<	0.8	U	<	0.8	U
1,3-Dinitrobenzene	-	0 / 28	<	0.49	U	<	0.53	U	<	0.26	U	<	0.16	U	<	0.40	U	<	0.8	U	<	0.8	U
2,4,6-Trinitrotoluene	-	0 / 28	<	0.49	U	<	0.53	U	<	0.26	U	<	0.2	U	<	0.50	U	<	0.8	U	<	1.5	U
2,4-Dinitrotoluene	-	0 / 28	<	0.49	U	<	0.53	U	<	0.51	U	<	0.16	U	<	0.40	U	<	0.8	U	<	1.1	U
2,6-Dinitrotoluene	0.7	1 / 28	<	0.49	U	<	0.53	U	<	0.51	U	<	0.62	U	<	1.6	U	<	0.8	U	<	1.1	U
2-Amino-4,6-dinitrotoluene	-	0 / 24	<	0.49	U	<	0.53	U	<	0.51	U	<	0.25	U	<	0.63	U	<	0.8	U	<	1	U
2-Nitrotoluene	-	1 / 20	<	0.49	U	<	0.53	U	<	0.51	U	<	0.49	U	<	1.2	U	<	0.8	U	<	1.1	U
3-Nitrotoluene	-	0 / 20	<	0.49	U	<	0.53	U	<	0.51	U	<	0.31	U	<	0.78	U	<	0.8	U	<	1.1	U
4-Amino-2,6-dinitrotoluene	-	0 / 20	<	0.49	U	<	0.53	U	<	0.51	U	<	0.42	U	<	1.1	U	<	0.8	U	<	1	U
4-Nitrotoluene	-	0 / 20	<	0.49	U	<	0.53	U	<	0.82	U	<	1	U	<	2.5	U	<	0.8	U	<	1.1	U
HMX	3.38	9 / 27	<	0.49	U	0.5	0.53	J	0.39	0.64	J	0.35	0.68	J	<	1.7	U	<	1	U	<	0.8	U
MNX	-	0 / 12	<	0.49	U	<	0.53	U	<	0.26	U		NA			NA			NA			NA	
Nitrobenzene	-	0 / 27	<	0.49	U	<	0.53	U	<	0.26	U	<	0.28	U	<	0.70	U	<	0.8	U	<	0.8	U
RDX	12.4	12 / 28	<	0.49	U	0.75	0.53		0.71	0.26		0.77	0.4		<	1.0	U	<	0.8	U	<	0.8	U
Tetryl	-	0 / 25	<	0.49	U	<	0.53	U	<	0.51	U	<	0.66	U	<	1.7	U	<	0.8	U	<	1.3	U

Notes:
< = less than reporting limit
µg/L = micrograms per liter
HMX = octahydro-1,3,5,7-tetranitro-1,3,5,7-tetrazocine
ID = identification number
J = estimated
LOQ = limit of quantification
MNX = mono-nitroso-RDX
NA = not analyzed
NRL = no reporting limit
Qual = qualifier
RDX = hexahydro-1,3,5-trinitro-1,3,5-triazine
RL = reporting limit
U = nondetect

TABLE E.1.4-19
CORNHUSKER ARMY AMMUNITION PLANT
WELL NW080-EXPLOSIVES

FIELD ID			NW080			NW080			NW080			NW080			NW080			NW080			NW080		
METHOD	Maximum	Detection	SW846 M8330			UW51			UW51			UW51			UW33			UW33			UW32		
COLLECT DATE	Detection	Frequency	3/19/1999			6/15/1998			10/1/1997			12/10/1996			7/16/1994			6/11/1994			9/1/1992		
			Result	RL	Qual	Result	RL	Qual	Result	RL	Qual	Result	RL	Qual	Result	RL	Qual	Result	RL	Qual	Result	RL	Qual
EXPLOSIVES (µg/L)																							
1,3,5-Trinitrobenzene	-	0 / 28	<	0.8	U	<	1.00	U	<	0.125	U	<	0.125	U	<	0.425	U	<	0.425	U	<	0.449	U
1,3-Dinitrobenzene	-	0 / 28	<	0.8	U	<	0.500	U	<	0.989	U	<	0.989	U	<	0.549	U	<	0.549	U	<	0.611	U
2,4,6-Trinitrotoluene	-	0 / 28	<	0.8	U	<	1.00	U	<	0.29	U	<	0.29	U	<	0.451	U	<	0.451	U	<	0.635	U
2,4-Dinitrotoluene	-	0 / 28	<	0.8	U	<	0.500	U	<	0.233	U	<	0.233	U	<	0.26	U	<	0.26	U	<	0.064	U
2,6-Dinitrotoluene	0.7	1 / 28	<	0.8	U	<	0.500	U	<	0.2	U	<	0.2	U	<	0.26	U	<	0.26	U	<	0.074	U
2-Amino-4,6-dinitrotoluene	-	0 / 24	<	0.8	U	<	0.500	U	<	0.173	U	<	0.173	U	<	0.244	U	<	0.244	U	<	0.158	U
2-Nitrotoluene	-	1 / 20	<	0.8	U	<	1.00	U	<	0.319	U	<	0.319	U		NA			NA			NA	
3-Nitrotoluene	-	0 / 20	<	0.8	U	<	1.00	U	<	0.514	U	<	0.514	U		NA			NA			NA	
4-Amino-2,6-dinitrotoluene	-	0 / 20	<	0.8	U	<	1.00	U	<	0.309	U	<	0.309	U		NA			NA			NA	
4-Nitrotoluene	-	0 / 20	<	0.8	U	<	1.00	U	<	0.368	U	<	0.368	U		NA			NA			NA	
HMX	3.38	9 / 27	<	0.8	U	<	0.500	U	1.12	0.16		<	0.16	U	0.732	NRL		0.987	NRL		3.38	NRL	
MNX	-	0 / 12		NA			NA			NA			NA			NA			NA			NA	
Nitrobenzene	-	0 / 27	<	0.8	U	<	0.500	U	<	0.231	U	<	0.231	U	<	0.817	U	<	0.817	U	<	0.645	U
RDX	12.4	12 / 28	<	0.8	U	<	1.00	U	2.81	0.558		<	0.558	U	1.88	NRL		2.36	NRL		3.99	NRL	
Tetryl	-	0 / 25	<	0.8	U	<	0.500	U	<	0.253	U	<	0.253	U	<	1.18	U	<	1.18	U		NA	

Notes:
< = less than reporting limit
µg/L = micrograms per liter
HMX = octahydro-1,3,5,7-tetranitro-1,3,5,7-tetrazocine
ID = identification number
J = estimated
LOQ = limit of quantification
MNX = mono-nitroso-RDX
NA = not analyzed
NRL = no reporting limit
Qual = qualifier
RDX = hexahydro-1,3,5-trinitro-1,3,5-triazine
RL = reporting limit
U = nondetect

TABLE E.1.4-19
CORNHUSKER ARMY AMMUNITION PLANT
WELL NW080-EXPLOSIVES

FIELD ID			NW080			NW080			NW080			NW080			NW080			NW080		
METHOD	Maximum	Detection	UW25			UW14			UW14			UW01			3S			99		
COLLECT DATE	Detection	Frequency	5/31/1991			10/16/1990			4/25/1990			5/15/1989			9/10/1985			11/29/1984		
			Result	RL	Qual	Result	RL	Qual	Result	RL	Qual	Result	RL	Qual	Result	RL	Qual	Result	RL	Qual
EXPLOSIVES (µg/L)																				
1,3,5-Trinitrobenzene	-	0 / 28	<	0.21	U	<	0.626	U	<	0.626	U	<	0.56	U		NA		<	0.1	U
1,3-Dinitrobenzene	-	0 / 28	<	0.458	U	<	0.519	U	<	0.519	U	<	0.61	U		NA		<	0.1	U
2,4,6-Trinitrotoluene	-	0 / 28	<	0.426	U	<	0.588	U	<	0.588	U	<	0.78	U		NA		<	0.1	U
2,4-Dinitrotoluene	-	0 / 28	<	0.397	U	<	0.612	U	<	0.612	U	<	0.6	U		NA		<	0.1	U
2,6-Dinitrotoluene	0.7	1 / 28	<	0.6	U	<	1.15	U	<	1.15	U	0.7	NRL			NA		<	0.1	U
2-Amino-4,6-dinitrotoluene	-	0 / 24	<	0.8	U		NA			NA			NA			NA			NA	
2-Nitrotoluene	-	1 / 20		NA			NA			NA			NA			NA			NA	
3-Nitrotoluene	-	0 / 20		NA			NA			NA			NA			NA			NA	
4-Amino-2,6-dinitrotoluene	-	0 / 20		NA			NA			NA			NA			NA			NA	
4-Nitrotoluene	-	0 / 20		NA			NA			NA			NA			NA			NA	
HMX	3.38	9 / 27	1.15	NRL		<	1.65	U	<	1.65	U	1.72	NRL			NA			NA	
MNX	-	0 / 12		NA			NA			NA			NA			NA			NA	
Nitrobenzene	-	0 / 27	<	0.682	U	<	1.07	U	<	1.07	U	<	1.13	U		NA			NA	
RDX	12.4	12 / 28	5.31	NRL		3.85	NRL		5.46	NRL		3.58	NRL		12.4	NRL			NA	
Tetryl	-	0 / 25	<	0.631	U	<	0.556	U	<	0.556	U		NA			NA			NA	

Notes:
< = less than reporting limit
µg/L = micrograms per liter
HMX = octahydro-1,3,5,7-tetranitro-1,3,5,7-tetrazocine
ID = identification number
J = estimated
LOQ = limit of quantification
MNX = mono-nitroso-RDX
NA = not analyzed
NRL = no reporting limit
Qual = qualifier
RDX = hexahydro-1,3,5-trinitro-1,3,5-triazine
RL = reporting limit
U = nondetect

TABLE E.1.4-20
CORNHUSKER ARMY AMMUNITION PLANT
WELL NW081R-EXPLOSIVES

FIELD ID			NW081R					NW081R					NW081R					NW081R		
METHOD	Maximum	Detection	SW846 M8330					SW846 M8330					SW846 M8330					SW846 M8330		
COLLECT DATE	Detection	Frequency	None					8/4/2016					8/11/2015					8/12/2014		
			Result	Qual	DL	LOD	LOQ	Result	DL	LOD	LOQ	Qual	Result	DL	LOD	LOQ	Qual	Result	LOQ	Qual
EXPLOSIVES (µg/L)																				
1,3,5-Trinitrobenzene	0.928	2 / 30						<	0.21	0.43	1.1	U	<	0.41	0.41	1.0	UJ	<	1	U
1,3-Dinitrobenzene	-	0 / 30						<	0.095	0.21	0.43	U	<	0.20	0.20	0.41	UJ	<	0.42	U
2,4,6-Trinitrotoluene	-	0 / 30						<	0.077	0.21	0.43	U	<	0.20	0.20	0.41	UJ	<	0.42	U
2,4-Dinitrotoluene	-	0 / 30						<	0.090	0.21	0.43	U	<	0.20	0.20	0.41	UJ	<	0.42	U
2,6-Dinitrotoluene	1.51	1 / 30		**Not Sampled**				<	0.069	0.21	0.21	U	<	0.20	0.20	0.20	UJ	<	0.21	U
2-Amino-4,6-dinitrotoluene	0.14 J	1 / 25		**in 2017, 2018**				<	0.054	0.13	0.21	U	<	0.12	0.12	0.20	UJ	<	0.21	UJ
2-Nitrotoluene	-	0 / 21						<	0.091	0.21	0.43	U	<	0.20	0.20	0.41	UJ	<	0.42	U
3-Nitrotoluene	-	0 / 21						<	0.089	0.21	0.43	U	<	0.20	0.20	0.41	UJ	<	0.42	U
4-Amino-2,6-dinitrotoluene	-	0 / 23						<	0.062	0.13	0.21	U	<	0.12	0.20	0.20	UJ	<	0.21	U
4-Nitrotoluene	-	0 / 21						<	0.21	0.43	1.1	U	<	0.41	0.12	1.0	UJ	<	1	U
HMX	6.87	26 / 28						<	0.094	0.21	0.43	U	<	0.20	0.20	0.41	UJ	0.54	0.42	
MNX	0.12 J	1 / 13						<	0.38	0.38	2.1	U	<	0.36	0.36	2.0	UJ	<	2.1	U
Nitrobenzene	-	0 / 28						<	0.097	0.21	0.43	U	<	0.20	0.20	0.41	UJ	<	0.42	U
RDX	70.7	31 / 32						<	0.056	0.13	0.21	U	0.16	0.16	0.12	0.20	J	0.24	0.21	
Tetryl	-	0 / 26						<	0.085	0.21	0.26	U	<	0.080	0.20	0.24	UJ	<	0.25	UJ

Notes:
< = less than reporting limit
µg/L = micrograms per liter
HMX = octahydro-1,3,5,7-tetranitro-1,3,5,7-tetrazocine
ID = identification number
J = estimated
LOQ = limit of quantification
MNX = mono-nitroso-RDX
NA = not analyzed
NRL = no reporting limit
Qual = qualifier
RDX = hexahydro-1,3,5-trinitro-1,3,5-triazine
RL = reporting limit
U = nondetect

TABLE E.1.4-20
CORNHUSKER ARMY AMMUNITION PLANT
WELL NW081R-EXPLOSIVES

FIELD ID			NW081R			NW081R			NW081			NW081			NW081			NW081			NW081		
METHOD	Maximum	Detection	SW846 M8330			SW846 M8330			SW846 M8330			SW846 M8330			SW846 M8330			SW846 M8330			SW846 M8330		
COLLECT DATE	Detection	Frequency	3/6/2013			4/16/2012			3/3/2011			3/15/2010			3/4/2009			3/6/2008			3/8/2007		
			Result	RL	Qual	Result	RL	Qual	Result	RL	Qual	Result	RL	Qual	Result	RL	Qual	Result	RL	Qual	Result	RL	Qual
EXPLOSIVES (µg/L)																							
1,3,5-Trinitrobenzene	0.928	2 / 30	<	0.8	U	<	0.8	U	<	0.8	U	<	1	U	<	0.48	U	<	0.48	U	<	0.49	U
1,3-Dinitrobenzene	-	0 / 30	<	0.8	U	<	0.8	U	<	0.8	U	<	0.4	U	<	0.48	U	<	0.48	U	<	0.49	U
2,4,6-Trinitrotoluene	-	0 / 30	<	0.8	U	<	0.8	U	<	0.8	U	<	0.4	U	<	0.48	U	<	0.48	U	<	0.49	U
2,4-Dinitrotoluene	-	0 / 30	<	0.8	U	<	0.8	U	<	0.8	U	<	0.4	U	<	0.48	U	<	0.48	U	<	0.49	U
2,6-Dinitrotoluene	1.51	1 / 30	<	0.8	U	<	0.8	U	<	0.8	U	<	0.2	U	<	0.48	U	<	0.48	U	<	0.49	U
2-Amino-4,6-dinitrotoluene	0.14 J	1 / 25	<	0.8	U	<	0.8	U	<	0.8	U	0.14	0.2	J	<	0.48	U	<	0.48	U	<	0.49	U
2-Nitrotoluene	-	0 / 21	<	0.8	U	<	0.8	U	<	0.8	U	<	0.4	U	<	0.48	U	<	0.48	U	<	0.49	U
3-Nitrotoluene	-	0 / 21	<	0.8	U	<	0.8	U	<	0.8	U	<	0.4	U	<	0.48	U	<	0.48	U	<	0.49	U
4-Amino-2,6-dinitrotoluene	-	0 / 23	<	1.4	U	<	1.4	U	<	0.8	U	<	0.2	U	<	0.48	U	<	0.48	U	<	0.49	U
4-Nitrotoluene	-	0 / 21	<	0.8	U	<	0.8	U	<	0.8	U	<	1	U	<	0.48	U	<	0.48	U	<	0.49	U
HMX	6.87	26 / 28	1.7	0.8		1.9	0.8		2.2	0.8		2.7	0.4		3.3	0.48		3.2	0.48		3.1	0.49	
MNX	0.12 J	1 / 13	<	0.8	U	<	0.8	U	<	0.8	U	<	2	U	<	0.48	U	<	0.48	U	<	0.49	U
Nitrobenzene	-	0 / 28	<	0.8	U	<	0.8	U	<	0.8	U	<	0.4	U	<	0.48	U	<	0.48	U	<	0.49	U
RDX	70.7	31 / 32	0.95	0.8		1.6	0.8	J	2.3	0.8		2	0.2		3.1	0.48		3.1	0.48		3.4	0.49	
Tetryl	-	0 / 26	<	1.6	U	<	0.8	U	<	0.8	U	<	0.24	U	<	0.48	U	<	0.48	U	<	0.49	U

Notes:
< = less than reporting limit
µg/L = micrograms per liter
HMX = octahydro-1,3,5,7-tetranitro-1,3,5,7-tetrazocine
ID = identification number
J = estimated
LOQ = limit of quantification
MNX = mono-nitroso-RDX
NA = not analyzed
NRL = no reporting limit
Qual = qualifier
RDX = hexahydro-1,3,5-trinitro-1,3,5-triazine
RL = reporting limit
U = nondetect

TABLE E.1.4-20
CORNHUSKER ARMY AMMUNITION PLANT
WELL NW081R-EXPLOSIVES

FIELD ID			NW081			NW081			NW081			NW081			NW081			NW081			NW081		
METHOD	Maximum	Detection	SW846 M8330			SW846 M8330			SW846 M8330			SW846 M8330			SW846 M8330			SW846 M8330			SW846 M8330		
COLLECT DATE	Detection	Frequency	3/10/2006			3/11/2005			3/11/2004			3/13/2003			3/15/2002			3/16/2001			3/9/2000		
			Result	RL	Qual	Result	RL	Qual	Result	RL	Qual	Result	RL	Qual	Result	RL	Qual	Result	RL	Qual	Result	RL	Qual
EXPLOSIVES (µg/L)																							
1,3,5-Trinitrobenzene	0.928	2 / 30	<	0.48	U	<	0.48	U	<	0.16	U	<	0.24	U	<	0.38	U	<	0.8	U	<	0.8	U
1,3-Dinitrobenzene	-	0 / 30	<	0.48	U	<	0.48	U	<	0.16	U	<	0.16	U	<	0.26	U	<	0.8	U	<	0.8	U
2,4,6-Trinitrotoluene	-	0 / 30	<	0.48	U	<	0.48	U	<	0.16	U	<	0.2	U	<	0.32	U	<	0.8	U	<	1.5	U
2,4-Dinitrotoluene	-	0 / 30	<	0.48	U	<	0.48	U	<	0.31	U	<	0.17	U	<	0.26	U	<	0.8	U	<	1.1	U
2,6-Dinitrotoluene	1.51	1 / 30	<	0.48	U	<	0.48	U	<	0.31	U	<	0.62	U	<	0.99	U	<	0.8	U	<	1.1	U
2-Amino-4,6-dinitrotoluene	0.14 J	1 / 25	<	0.48	U	<	0.48	U	<	0.31	U	<	0.25	U	<	0.40	U	<	0.8	U	<	1	U
2-Nitrotoluene	-	0 / 21	<	0.48	U	<	0.48	U	<	0.31	U	<	0.49	U	<	0.78	U	<	0.8	U	<	1.1	U
3-Nitrotoluene	-	0 / 21	<	0.48	U	<	0.48	U	<	0.31	U	<	0.31	U	<	0.50	U	<	0.8	U	<	1.1	U
4-Amino-2,6-dinitrotoluene	-	0 / 23	<	0.48	U	<	0.48	U	<	0.31	U	<	0.42	U	<	0.67	U	<	0.8	U	<	1	U
4-Nitrotoluene	-	0 / 21	<	0.48	U	<	0.48	U	<	0.5	U	<	1	U	<	1.6	U	<	0.8	U	<	1.1	U
HMX	6.87	26 / 28	3	0.48		3	0.48		3.1	0.39		3.4	0.68		4.0	1.1		4.1	1		4.8	0.8	
MNX	0.12 J	1 / 13	<	0.48	U	<	0.48	U	0.12	0.16	J		NA			NA			NA			NA	
Nitrobenzene	-	0 / 28	<	0.48	U	<	0.48	U	<	0.16	U	<	0.28	U	<	0.45	U	<	0.8	U	<	0.8	U
RDX	70.7	31 / 32	3.5	0.48		3.9	0.48		3.4	0.16		3.2	0.4		5.0	0.64		5.8	0.8		5.4	0.8	
Tetryl	-	0 / 26	<	0.48	U	<	0.48	U	<	0.31	U	<	0.66	U	<	1.1	U	<	0.8	U	<	1.3	U

Notes:
< = less than reporting limit
µg/L = micrograms per liter
HMX = octahydro-1,3,5,7-tetranitro-1,3,5,7-tetrazocine
ID = identification number
J = estimated
LOQ = limit of quantification
MNX = mono-nitroso-RDX
NA = not analyzed
NRL = no reporting limit
Qual = qualifier
RDX = hexahydro-1,3,5-trinitro-1,3,5-triazine
RL = reporting limit
U = nondetect

TABLE E.1.4-20
CORNHUSKER ARMY AMMUNITION PLANT
WELL NW081R-EXPLOSIVES

FIELD ID			NW081			NW081			NW081			NW081			NW081			NW081			NW081		
METHOD	Maximum	Detection	SW846 M8330			UW51			UW51			UW51			UW33			UW33			UW32		
COLLECT DATE	Detection	Frequency	3/19/1999			6/15/1998			10/1/1997			12/10/1996			7/16/1994			6/11/1994			9/1/1992		
			Result	RL	Qual	Result	RL	Qual	Result	RL	Qual	Result	RL	Qual	Result	RL	Qual	Result	RL	Qual	Result	RL	Qual
EXPLOSIVES (µg/L)																							
1,3,5-Trinitrobenzene	0.928	2 / 30	<	0.8	U	<	1.00	U	<	0.125	U	<	0.125	U	<	0.425	U	<	0.425	U	<	0.449	U
1,3-Dinitrobenzene	-	0 / 30	<	0.8	U	<	0.500	U	<	0.989	U	<	0.989	U	<	0.549	U	<	0.549	U	<	0.611	U
2,4,6-Trinitrotoluene	-	0 / 30	<	0.8	U	<	1.00	U	<	0.29	U	<	0.29	U	<	0.451	U	<	0.451	U	<	0.635	U
2,4-Dinitrotoluene	-	0 / 30	<	0.8	U	<	0.500	U	<	0.233	U	<	0.233	U	<	0.26	U	<	0.26	U	<	0.064	U
2,6-Dinitrotoluene	1.51	1 / 30	<	0.8	U	<	0.500	U	<	0.2	U	<	0.2	U	<	0.26	U	<	0.26	U	<	0.074	U
2-Amino-4,6-dinitrotoluene	0.14 J	1 / 25	<	0.8	U	<	0.500	U	<	0.173	U	<	0.173	U	<	0.954	U	<	0.244	U	<	0.158	U
2-Nitrotoluene	-	0 / 21	<	0.8	U	<	1.00	U	<	0.319	U	<	0.319	U		NA			NA			NA	
3-Nitrotoluene	-	0 / 21	<	0.8	U	<	1.00	U	<	0.514	U	<	0.514	U		NA			NA			NA	
4-Amino-2,6-dinitrotoluene	-	0 / 23	<	0.8	U	<	1.00	U	<	0.309	U	<	0.309	U	<	0.704	U	<	0.704	U		NA	
4-Nitrotoluene	-	0 / 21	<	0.8	U	<	1.00	U	<	0.368	U	<	0.368	U		NA			NA			NA	
HMX	6.87	26 / 28	4.41	0.8		4.29	0.500	J*	3.43	0.16		4.9	0.16		6.62	NRL		6.87	NRL		6.38	NRL	
MNX	0.12 J	1 / 13		NA			NA			NA			NA			NA			NA			NA	
Nitrobenzene	-	0 / 28	<	0.8	U	<	0.500	U	<	0.231	U	<	0.231	U	<	0.817	U	<	0.817	U	<	0.645	U
RDX	70.7	31 / 32	6.32	0.8		6.58	1.00		6.11	0.558		9.4	0.558		17	NRL		17	NRL		18.8	NRL	
Tetryl	-	0 / 26	<	0.8	U	<	0.500	U	<	0.253	U	<	0.253	U	<	1.18	U	<	1.18	U		NA	

Notes:
< = less than reporting limit
µg/L = micrograms per liter
HMX = octahydro-1,3,5,7-tetranitro-1,3,5,7-tetrazocine
ID = identification number
J = estimated
LOQ = limit of quantification
MNX = mono-nitroso-RDX
NA = not analyzed
NRL = no reporting limit
Qual = qualifier
RDX = hexahydro-1,3,5-trinitro-1,3,5-triazine
RL = reporting limit
U = nondetect

TABLE E.1.4-20
CORNHUSKER ARMY AMMUNITION PLANT
WELL NW081R-EXPLOSIVES

FIELD ID			NW081			NW081			NW081			NW081			NW081			NW081			NW081		
METHOD	Maximum	Detection	UW25			UW14			UW14			UW01			3S			99			99		
COLLECT DATE	Detection	Frequency	6/3/1991			10/16/1990			4/25/1990			5/15/1989			9/10/1985			4/16/1985			3/15/1985		
			Result	RL	Qual	Result	RL	Qual	Result	RL	Qual	Result	RL	Qual	Result	RL	Qual	Result	RL	Qual	Result	RL	Qual
EXPLOSIVES (µg/L)																							
1,3,5-Trinitrobenzene	0.928	2 / 30	<	0.21	U	0.928	NRL		0.863	NRL		<	0.56	U		NA			NA		<	0.1	U
1,3-Dinitrobenzene	-	0 / 30	<	0.458	U	<	0.519	U	<	0.519	U	<	0.61	U		NA			NA		<	0.1	U
2,4,6-Trinitrotoluene	-	0 / 30	<	0.426	U	<	0.588	U	<	0.588	U	<	0.78	U		NA			NA		<	0.1	U
2,4-Dinitrotoluene	-	0 / 30	<	0.397	U	<	0.612	U	<	0.612	U	<	0.6	U		NA			NA		<	0.1	U
2,6-Dinitrotoluene	1.51	1 / 30	<	0.6	U	<	1.15	U	<	1.15	U	1.51	NRL			NA			NA		<	0.1	U
2-Amino-4,6-dinitrotoluene	0.14 J	1 / 25	<	0.8	U		NA			NA			NA			NA			NA			NA	
2-Nitrotoluene	-	0 / 21		NA			NA			NA			NA			NA			NA			NA	
3-Nitrotoluene	-	0 / 21		NA			NA			NA			NA			NA			NA			NA	
4-Amino-2,6-dinitrotoluene	-	0 / 23		NA			NA			NA			NA			NA			NA			NA	
4-Nitrotoluene	-	0 / 21		NA			NA			NA			NA			NA			NA			NA	
HMX	6.87	26 / 28	4.34	NRL		5.65	NRL		5.71	NRL		4.34	NRL			NA			NA			NA	
MNX	0.12 J	1 / 13		NA			NA			NA			NA			NA			NA			NA	
Nitrobenzene	-	0 / 28	<	0.682	U	<	1.07	U	<	1.07	U	<	1.13	U		NA			NA			NA	
RDX	70.7	31 / 32	20.7	NRL		17	NRL		17.7	NRL		5.37	NRL		70.7	NRL		53	NRL		48	NRL	
Tetryl	-	0 / 26	<	0.77	U	<	0.556	U	<	0.556	U		NA			NA			NA			NA	

Notes:
< = less than reporting limit
µg/L = micrograms per liter
HMX = octahydro-1,3,5,7-tetranitro-1,3,5,7-tetrazocine
ID = identification number
J = estimated
LOQ = limit of quantification
MNX = mono-nitroso-RDX
NA = not analyzed
NRL = no reporting limit
Qual = qualifier
RDX = hexahydro-1,3,5-trinitro-1,3,5-triazine
RL = reporting limit
U = nondetect

TABLE E.1.4-20
CORNHUSKER ARMY AMMUNITION PLANT
WELL NW081R-EXPLOSIVES

FIELD ID			NW081		
METHOD	Maximum	Detection	99		
COLLECT DATE	Detection	Frequency	11/29/1984		
			Result	RL	Qual
EXPLOSIVES (µg/L)					
1,3,5-Trinitrobenzene	0.928	2 / 30	<	0.1	U
1,3-Dinitrobenzene	-	0 / 30	<	0.1	U
2,4,6-Trinitrotoluene	-	0 / 30	<	0.1	U
2,4-Dinitrotoluene	-	0 / 30	<	0.1	U
2,6-Dinitrotoluene	1.51	1 / 30	<	0.1	U
2-Amino-4,6-dinitrotoluene	0.14 J	1 / 25		NA	
2-Nitrotoluene	-	0 / 21		NA	
3-Nitrotoluene	-	0 / 21		NA	
4-Amino-2,6-dinitrotoluene	-	0 / 23		NA	
4-Nitrotoluene	-	0 / 21		NA	
HMX	6.87	26 / 28		NA	
MNX	0.12 J	1 / 13		NA	
Nitrobenzene	-	0 / 28		NA	
RDX	70.7	31 / 32	54	NRL	
Tetryl	-	0 / 26		NA	

Notes:
< = less than reporting limit
µg/L = micrograms per liter
HMX = octahydro-1,3,5,7-tetranitro-1,3,5,7-tetrazocine
ID = identification number
J = estimated
LOQ = limit of quantification
MNX = mono-nitroso-RDX
NA = not analyzed
NRL = no reporting limit
Qual = qualifier
RDX = hexahydro-1,3,5-trinitro-1,3,5-triazine
RL = reporting limit
U = nondetect

TABLE E.1.4-21
CORNHUSKER ARMY AMMUNITION PLANT
WELL NW082R-EXPLOSIVES

FIELD ID			NW082R					NW082R					NW082R					NW082R		
METHOD	Maximum	Detection	SW846 M8330					SW846 M8330					SW846 M8330					SW846 M8330		
COLLECT DATE	Detection	Frequency	None					8/4/2016					8/11/2015					8/12/2014		
			Result	Qual	DL	LOD	LOQ	Result	DL	LOD	LOQ	Qual	Result	DL	LOD	LOQ	Qual	Result	LOQ	Qual
EXPLOSIVES (µg/L)																				
1,3,5-Trinitrobenzene	1.31	2 / 31						<	0.21	0.43	1.1	U	<	0.41	0.42	1.0	U	<	1	U
1,3-Dinitrobenzene	0.547	1 / 31						<	0.094	0.21	0.43	U	<	0.20	0.21	0.42	U	<	0.42	U
2,4,6-Trinitrotoluene	-	0 / 31						<	0.077	0.21	0.43	U	<	0.20	0.21	0.42	UJ	<	0.42	U
2,4-Dinitrotoluene	-	0 / 31						<	0.089	0.21	0.43	U	<	0.20	0.21	0.42	U	<	0.42	U
2,6-Dinitrotoluene	1.1	1 / 31		**Not Sampled**				<	0.069	0.21	0.21	U	<	0.20	0.21	0.21	U	<	0.21	U
2-Amino-4,6-dinitrotoluene	-	0 / 26		**in 2017, 2018**				<	0.054	0.13	0.21	U	<	0.12	0.13	0.21	UJ	<	0.21	U
2-Nitrotoluene	-	0 / 21						<	0.091	0.21	0.43	U	<	0.20	0.21	0.42	U	<	0.42	U
3-Nitrotoluene	-	0 / 21						<	0.089	0.21	0.43	U	<	0.20	0.21	0.42	U	<	0.42	U
4-Amino-2,6-dinitrotoluene	-	0 / 21						<	0.061	0.13	0.21	U	<	0.12	0.13	0.21	UJ	<	0.21	U
4-Nitrotoluene	-	0 / 21						<	0.21	0.43	1.1	U	<	0.41	0.42	1.0	U	<	1	U
HMX	2.27	24 / 29						<	0.093	0.21	0.43	U	<	0.20	0.21	0.42	U	<	0.42	J
MNX	0.11 J	1 / 13						<	0.38	0.38	2.1	U	<	0.38	0.38	2.1	U	<	2.1	U
Nitrobenzene	-	0 / 29						<	0.097	0.21	0.43	U	<	0.20	0.21	0.42	U	<	0.42	U
RDX	20	23 / 31						<	0.056	0.13	0.21	U	<	0.16	0.13	0.21	U	<	0.21	U
Tetryl	0.949	1 / 27						<	0.084	0.21	0.26	U	<	0.20	0.21	0.25	U	<	0.25	U

Notes:
< = less than reporting limit
µg/L = micrograms per liter
HMX = octahydro-1,3,5,7-tetranitro-1,3,5,7-tetrazocine
ID = identification number
J = estimated
LOQ = limit of quantification
MNX = mono-nitroso-RDX
NA = not analyzed
NRL = no reporting limit
Qual = qualifier
RDX = hexahydro-1,3,5-trinitro-1,3,5-triazine
RL = reporting limit
U = nondetect

TABLE E.1.4-21
CORNHUSKER ARMY AMMUNITION PLANT
WELL NW082R-EXPLOSIVES

FIELD ID			NW082R			NW082R			NW082			NW082			NW082			NW082			NW082		
METHOD	Maximum	Detection	SW846 M8330			SW846 M8330			SW846 M8330			SW846 M8330			SW846 M8330			SW846 M8330			SW846 M8330		
COLLECT DATE	Detection	Frequency	3/6/2013			4/16/2012			3/3/2011			3/15/2010			3/4/2009			3/6/2008			3/8/2007		
			Result	RL	Qual	Result	RL	Qual	Result	RL	Qual	Result	RL	Qual	Result	RL	Qual	Result	RL	Qual	Result	RL	Qual
EXPLOSIVES (µg/L)																							
1,3,5-Trinitrobenzene	1.31	2 / 31	<	0.8	U	<	0.8	U	<	0.8	U	<	0.99	U	<	0.48	U	<	0.47	U	<	0.49	U
1,3-Dinitrobenzene	0.547	1 / 31	<	0.8	U	<	0.8	U	<	0.8	U	<	0.4	U	<	0.48	U	<	0.47	U	<	0.49	U
2,4,6-Trinitrotoluene	-	0 / 31	<	0.8	U	<	0.8	U	<	0.8	U	<	0.4	U	<	0.48	U	<	0.47	U	<	0.49	U
2,4-Dinitrotoluene	-	0 / 31	<	0.8	U	<	0.8	U	<	0.8	U	<	0.4	U	<	0.48	U	<	0.47	U	<	0.49	U
2,6-Dinitrotoluene	1.1	1 / 31	<	0.8	U	<	0.8	U	<	0.8	U	<	0.2	U	<	0.48	U	<	0.47	U	<	0.49	U
2-Amino-4,6-dinitrotoluene	-	0 / 26	<	0.8	U	<	0.8	U	<	0.8	U	<	0.2	U	<	0.48	U	<	0.47	U	<	0.49	U
2-Nitrotoluene	-	0 / 21	<	0.8	U	<	0.8	U	<	0.8	U	<	0.4	U	<	0.48	U	<	0.47	U	<	0.49	U
3-Nitrotoluene	-	0 / 21	<	0.8	U	<	0.8	U	<	0.8	U	<	0.4	U	<	0.48	U	<	0.47	U	<	0.49	U
4-Amino-2,6-dinitrotoluene	-	0 / 21	<	1.4	U	<	1.4	U	<	0.8	U	<	0.2	U	<	0.48	U	<	0.47	U	<	0.49	U
4-Nitrotoluene	-	0 / 21	<	0.8	U	<	0.8	U	<	0.8	U	<	0.99	U	<	0.48	U	<	0.47	U	<	0.49	U
HMX	2.27	24 / 29	0.81	0.8	J	0.89	0.8		1.2	0.8		1.2	0.4		1.5	0.48		2.1	0.47		1.6	0.49	
MNX	0.11 J	1 / 13	<	0.8	U	<	0.8	U	<	0.8	U	<	2	U	<	0.48	U	<	0.47	U	<	0.49	U
Nitrobenzene	-	0 / 29	<	0.8	U	<	0.8	U	<	0.8	U	<	0.4	U	<	0.48	U	<	0.47	U	<	0.49	U
RDX	20	23 / 31	<	0.8	U	<	0.8	U	1.4	0.8		0.47	0.2		0.7	0.48		1.5	0.47		0.73	0.49	
Tetryl	0.949	1 / 27	<	1.6	U	<	0.8	U	<	0.8	U	<	0.24	U	<	0.48	U	<	0.47	U	<	0.49	U

Notes:
< = less than reporting limit
µg/L = micrograms per liter
HMX = octahydro-1,3,5,7-tetranitro-1,3,5,7-tetrazocine
ID = identification number
J = estimated
LOQ = limit of quantification
MNX = mono-nitroso-RDX
NA = not analyzed
NRL = no reporting limit
Qual = qualifier
RDX = hexahydro-1,3,5-trinitro-1,3,5-triazine
RL = reporting limit
U = nondetect

TABLE E.1.4-21
CORNHUSKER ARMY AMMUNITION PLANT
WELL NW082R-EXPLOSIVES

FIELD ID			NW082			NW082			NW082			NW082			NW082			NW082			NW082		
METHOD	Maximum	Detection	SW846 M8330			SW846 M8330			SW846 M8330			SW846 M8330			SW846 M8330			SW846 M8330			SW846 M8330		
COLLECT DATE	Detection	Frequency	3/10/2006			3/11/2005			3/11/2004			3/13/2003			3/15/2002			3/16/2001			3/9/2000		
			Result	RL	Qual	Result	RL	Qual	Result	RL	Qual	Result	RL	Qual	Result	RL	Qual	Result	RL	Qual	Result	RL	Qual
EXPLOSIVES (µg/L)																							
1,3,5-Trinitrobenzene	1.31	2 / 31	<	0.48	U	<	0.51	U	<	0.25	U	<	0.24	U	<	0.38	U	<	0.8	U	<	0.8	U
1,3-Dinitrobenzene	0.547	1 / 31	<	0.48	U	<	0.51	U	<	0.25	U	<	0.16	U	<	0.25	U	<	0.8	U	<	0.8	U
2,4,6-Trinitrotoluene	-	0 / 31	<	0.48	U	<	0.51	U	<	0.25	U	<	0.2	U	<	0.32	U	<	0.8	U	<	1.5	U
2,4-Dinitrotoluene	-	0 / 31	<	0.48	U	<	0.51	U	<	0.49	U	<	0.16	U	<	0.25	U	<	0.8	U	<	1.1	U
2,6-Dinitrotoluene	1.1	1 / 31	<	0.48	U	<	0.51	U	<	0.49	U	<	0.62	U	<	0.98	U	<	0.8	U	<	1.1	U
2-Amino-4,6-dinitrotoluene	-	0 / 26	<	0.48	U	<	0.51	U	<	0.49	U	<	0.25	U	<	0.40	U	<	0.8	U	<	1	U
2-Nitrotoluene	-	0 / 21	<	0.48	U	<	0.51	U	<	0.49	U	<	0.49	U	<	0.78	U	<	0.8	U	<	1.1	U
3-Nitrotoluene	-	0 / 21	<	0.48	U	<	0.51	U	<	0.49	U	<	0.31	U	<	0.49	U	<	0.8	U	<	1.1	U
4-Amino-2,6-dinitrotoluene	-	0 / 21	<	0.48	U	<	0.51	U	<	0.49	U	<	0.42	U	<	0.67	U	<	0.8	U	<	1	U
4-Nitrotoluene	-	0 / 21	<	0.48	U	<	0.51	U	<	0.79	U	<	1	U	<	1.6	U	<	0.8	U	<	1.1	U
HMX	2.27	24 / 29	1.5	0.48		1.3	0.51		1.7	0.62		1.5	0.68		1.6	1.1		1.6	1		1.60	0.8	
MNX	0.11 J	1 / 13	<	0.48	U	<	0.51	U	0.11	0.25	J		NA			NA			NA			NA	
Nitrobenzene	-	0 / 29	<	0.48	U	<	0.51	U	<	0.25	U	<	0.28	U	<	0.44	U	<	0.8	U	<	0.8	U
RDX	20	23 / 31	0.81	0.48		0.75	0.51		1.3	0.25		0.87	0.4		1.5	0.63		1.2	0.8		1.1	0.8	
Tetryl	0.949	1 / 27	<	0.48	U	<	0.51	U	<	0.49	U	<	0.66	U	<	1.0	U	<	0.8	U	<	1.3	U

Notes:
< = less than reporting limit
µg/L = micrograms per liter
HMX = octahydro-1,3,5,7-tetranitro-1,3,5,7-tetrazocine
ID = identification number
J = estimated
LOQ = limit of quantification
MNX = mono-nitroso-RDX
NA = not analyzed
NRL = no reporting limit
Qual = qualifier
RDX = hexahydro-1,3,5-trinitro-1,3,5-triazine
RL = reporting limit
U = nondetect

TABLE E.1.4-21
CORNHUSKER ARMY AMMUNITION PLANT
WELL NW082R-EXPLOSIVES

FIELD ID			NW082			NW082			NW082			NW082			NW082			NW082			NW082		
METHOD	Maximum	Detection	SW846 M8330			UW51			UW51			UW51			UW33			UW33			UW32		
COLLECT DATE	Detection	Frequency	3/19/1999			6/15/1998			10/1/1997			12/10/1996			7/16/1994			6/11/1994			9/1/1992		
			Result	RL	Qual	Result	RL	Qual	Result	RL	Qual	Result	RL	Qual	Result	RL	Qual	Result	RL	Qual	Result	RL	Qual
EXPLOSIVES (µg/L)																							
1,3,5-Trinitrobenzene	1.31	2 / 31	<	0.8	U	<	1.00	U	<	0.125	U	<	0.125	U	<	0.425	U	<	0.425	U	<	0.449	U
1,3-Dinitrobenzene	0.547	1 / 31	<	0.8	U	<	0.500	U	<	0.989	U	<	0.989	U	0.547	NRL		<	0.549	U	<	0.611	U
2,4,6-Trinitrotoluene	-	0 / 31	<	0.8	U	<	1.00	U	<	0.29	U	<	0.29	U	<	0.451	U	<	0.451	U	<	0.635	U
2,4-Dinitrotoluene	-	0 / 31	<	0.8	U	<	0.500	U	<	0.233	U	<	0.233	U	<	0.26	U	<	0.26	U	<	0.064	U
2,6-Dinitrotoluene	1.1	1 / 31	<	0.8	U	<	0.500	U	<	0.2	U	<	0.2	U	<	0.26	U	<	0.26	U	<	0.074	U
2-Amino-4,6-dinitrotoluene	-	0 / 26	<	0.8	U	<	0.500	U	<	0.173	U	<	0.173	U	<	0.244	U	<	0.244	U	<	0.158	U
2-Nitrotoluene	-	0 / 21	<	0.8	U	<	1.00	U	<	0.319	U	<	0.319	U		NA			NA			NA	
3-Nitrotoluene	-	0 / 21	<	0.8	U	<	1.00	U	<	0.514	U	<	0.514	U		NA			NA			NA	
4-Amino-2,6-dinitrotoluene	-	0 / 21	<	0.8	U	<	1.00	U	<	0.309	U	<	0.309	U		NA			NA			NA	
4-Nitrotoluene	-	0 / 21	<	0.8	U	<	1.00	U	<	0.368	U	<	0.368	U		NA			NA			NA	
HMX	2.27	24 / 29	1.90	0.8		1.11	0.500	J*	1.69	0.16		1.7	0.16		2.14	NRL		1.81	NRL		1.59	NRL	
MNX	0.11 J	1 / 13		NA			NA			NA			NA			NA			NA			NA	
Nitrobenzene	-	0 / 29	<	0.8	U	<	0.500	U	<	0.231	U	<	0.231	U	<	0.817	U	<	0.817	U	<	0.645	U
RDX	20	23 / 31	1.62	0.8		<	1.00	U	2.29	0.558		<	0.558	U	3.79	NRL		2.48	NRL		2.86	NRL	
Tetryl	0.949	1 / 27	<	0.8	U	<	0.500	U	<	0.253	U	<	0.253	U	<	1.18	U	<	1.18	U		NA	

Notes:
< = less than reporting limit
µg/L = micrograms per liter
HMX = octahydro-1,3,5,7-tetranitro-1,3,5,7-tetrazocine
ID = identification number
J = estimated
LOQ = limit of quantification
MNX = mono-nitroso-RDX
NA = not analyzed
NRL = no reporting limit
Qual = qualifier
RDX = hexahydro-1,3,5-trinitro-1,3,5-triazine
RL = reporting limit
U = nondetect

TABLE E.1.4-21
CORNHUSKER ARMY AMMUNITION PLANT
WELL NW082R-EXPLOSIVES

FIELD ID			NW082			NW082			NW082			NW082			NW082			NW082			NW082		
METHOD	Maximum	Detection	UW33			UW25			UW14			UW14			UW01			3S			99		
COLLECT DATE	Detection	Frequency	7/24/1991			6/4/1991			10/16/1990			4/25/1990			5/15/1989			9/10/1985			3/15/1985		
			Result	RL	Qual	Result	RL	Qual	Result	RL	Qual	Result	RL	Qual	Result	RL	Qual	Result	RL	Qual	Result	RL	Qual
EXPLOSIVES (µg/L)																							
1,3,5-Trinitrobenzene	1.31	2 / 31	<	0.425	U	<	0.21	U	0.984	NRL		1.31	NRL		<	0.56	U		NA		<	0.1	U
1,3-Dinitrobenzene	0.547	1 / 31	<	0.549	U	<	0.458	U	<	0.519	U	<	0.519	U	<	0.61	U		NA		<	0.1	U
2,4,6-Trinitrotoluene	-	0 / 31	<	0.451	U	<	0.426	U	<	0.588	U	<	0.588	U	<	0.78	U		NA		<	0.1	U
2,4-Dinitrotoluene	-	0 / 31	<	0.26	U	<	0.397	U	<	0.612	U	<	0.612	U	<	0.6	U		NA		<	0.1	U
2,6-Dinitrotoluene	1.1	1 / 31	<	0.26	U	<	0.6	U	<	1.15	U	<	1.15	U	1.1	NRL			NA		<	0.1	U
2-Amino-4,6-dinitrotoluene	-	0 / 26	<	0.5	U	<	0.8	U	<	NA			NA			NA			NA			NA	
2-Nitrotoluene	-	0 / 21		NA			NA			NA			NA			NA			NA			NA	
3-Nitrotoluene	-	0 / 21		NA			NA			NA			NA			NA			NA			NA	
4-Amino-2,6-dinitrotoluene	-	0 / 21		NA			NA			NA			NA			NA			NA			NA	
4-Nitrotoluene	-	0 / 21		NA			NA			NA			NA			NA			NA			NA	
HMX	2.27	24 / 29	<	0.563	U	1.79	NRL		<	1.65	U	2.27	NRL		1.86	NRL			NA			NA	
MNX	0.11 J	1 / 13		NA			NA			NA			NA			NA			NA			NA	
Nitrobenzene	-	0 / 29	<	0.817	U	<	0.682	U	<	1.07	U	<	1.07	U	<	1.13	U		NA			NA	
RDX	20	23 / 31	4.99	NRL			NA		<	2.11	U	3.94	NRL		7.81	NRL		15.4	NRL		9	NRL	
Tetryl	0.949	1 / 27	<	1.18	U	0.949	NRL		<	0.556	U	<	0.556	U		NA			NA			NA	

Notes:
< = less than reporting limit
µg/L = micrograms per liter
HMX = octahydro-1,3,5,7-tetranitro-1,3,5,7-tetrazocine
ID = identification number
J = estimated
LOQ = limit of quantification
MNX = mono-nitroso-RDX
NA = not analyzed
NRL = no reporting limit
Qual = qualifier
RDX = hexahydro-1,3,5-trinitro-1,3,5-triazine
RL = reporting limit
U = nondetect

TABLE E.1.4-21
CORNHUSKER ARMY AMMUNITION PLANT
WELL NW082R-EXPLOSIVES

FIELD ID			NW082		
METHOD	Maximum	Detection	99		
COLLECT DATE	Detection	Frequency	11/29/1984		
			Result	RL	Qual
EXPLOSIVES (µg/L)					
1,3,5-Trinitrobenzene	1.31	2 / 31	<	0.1	U
1,3-Dinitrobenzene	0.547	1 / 31	<	0.1	U
2,4,6-Trinitrotoluene	-	0 / 31	<	0.1	U
2,4-Dinitrotoluene	-	0 / 31	<	0.1	U
2,6-Dinitrotoluene	1.1	1 / 31	<	0.1	U
2-Amino-4,6-dinitrotoluene	-	0 / 26		NA	
2-Nitrotoluene	-	0 / 21		NA	
3-Nitrotoluene	-	0 / 21		NA	
4-Amino-2,6-dinitrotoluene	-	0 / 21		NA	
4-Nitrotoluene	-	0 / 21		NA	
HMX	2.27	24 / 29		NA	
MNX	0.11 J	1 / 13		NA	
Nitrobenzene	-	0 / 29		NA	
RDX	20	23 / 31	20	NRL	
Tetryl	0.949	1 / 27		NA	

Notes:
< = less than reporting limit
µg/L = micrograms per liter
HMX = octahydro-1,3,5,7-tetranitro-1,3,5,7-tetrazocine
ID = identification number
J = estimated
LOQ = limit of quantification
MNX = mono-nitroso-RDX
NA = not analyzed
NRL = no reporting limit
Qual = qualifier
RDX = hexahydro-1,3,5-trinitro-1,3,5-triazine
RL = reporting limit
U = nondetect

TABLE E.1.4-22
CORNHUSKER ARMY AMMUNITION PLANT
WELL NW090-EXPLOSIVES

FIELD ID			NW090			NW090			NW090			NW090			NW090			NW090			NW090		
METHOD	Maximum	Detection	SW846 M8330			SW846 M8330			SW846 M8330			SW846 M8330			SW846 M8330			SW846 M8330			SW846 M8330		
COLLECT DATE	Detection	Frequency	None			3/10/2005			3/10/2004			3/13/2003			3/15/2002			3/16/2001			3/9/2000		
			Result	RL	Qual	Result	RL	Qual	Result	RL	Qual	Result	RL	Qual	Result	RL	Qual	Result	RL	Qual	Result	RL	Qual
EXPLOSIVES (µg/L)																							
1,3,5-Trinitrobenzene	-	0 / 9				<	0.53	U	<	0.3	U	<	0.26	U	<	0.35	U	<	0.8	U	<	0.8	U
1,3-Dinitrobenzene	-	0 / 9				<	0.53	U	<	0.3	U	<	0.17	U	<	0.23	U	<	0.8	U	<	0.8	U
2,4,6-Trinitrotoluene	-	0 / 9				<	0.53	U	<	0.3	U	<	0.22	U	<	0.29	U	<	0.8	U	<	1.5	U
2,4-Dinitrotoluene	-	0 / 9				<	0.53	U	<	0.58	U	<	0.17	U	<	0.23	U	<	0.8	U	<	1.1	U
2,6-Dinitrotoluene	-	0 / 9	**Abandoned**			<	0.53	U	<	0.58	U	<	0.67	U	<	0.91	U	<	0.8	U	<	1.1	U
2-Amino-4,6-dinitrotoluene	-	0 / 9	**2005**			<	0.53	U	<	0.58	U	<	0.27	U	<	0.37	U	<	0.8	U	<	1	U
2-Nitrotoluene	-	0 / 9				<	0.53	U	<	0.58	U	<	0.53	U	<	0.72	U	<	0.8	U	<	1.1	U
3-Nitrotoluene	-	0 / 9				<	0.53	U	<	0.58	U	<	0.34	U	<	0.45	U	<	0.8	U	<	1.1	U
4-Amino-2,6-dinitrotoluene	-	0 / 9				<	0.53	U	<	0.58	U	<	0.46	U	<	0.62	U	<	0.8	U	<	1	U
4-Nitrotoluene	-	0 / 9				<	0.53	U	<	0.93	U	<	1.1	U	<	1.5	U	<	0.8	U	<	1.1	U
HMX	-	0 / 9				<	0.53	U	<	0.73	U	<	0.74	U	<	1.0	U	<	1	U	<	0.8	U
MNX	-	0 / 2				<	0.53	U	<	0.3	U		NA			NA			NA			NA	
Nitrobenzene	-	0 / 9				<	0.53	U	<	0.3	U	<	0.3	U	<	0.41	U	<	0.8	U	<	0.8	U
RDX	-	0 / 9				<	0.53	U	<	0.3	U	<	0.43	U	<	0.59	U	<	0.8	U	<	0.8	U
Tetryl	-	0 / 9				<	0.53	U	<	0.58	U	<	0.72	U	<	0.97	U	<	0.8	U	<	1.3	U

Notes:
< = less than reporting limit
µg/L = micrograms per liter
HMX = octahydro-1,3,5,7-tetranitro-1,3,5,7-tetrazocine
ID = identification number
J = estimated
LOQ = limit of quantification
MNX = mono-nitroso-RDX
NA = not analyzed
NRL = no reporting limit
Qual = qualifier
RDX = hexahydro-1,3,5-trinitro-1,3,5-triazine
RL = reporting limit
U = nondetect

TABLE E.1.4-22
CORNHUSKER ARMY AMMUNITION PLANT
WELL NW090-EXPLOSIVES

FIELD ID			NW090			NW090			NW090		
METHOD	Maximum	Detection	SW846 M8330			UW51			UW51		
COLLECT DATE	Detection	Frequency	3/19/1999			6/13/1998			9/13/1997		
			Result	RL	Qual	Result	RL	Qual	Result	RL	Qual
EXPLOSIVES (µg/L)											
1,3,5-Trinitrobenzene	-	0 / 9	<	0.8	U	<	1.00	U	<	0.125	U
1,3-Dinitrobenzene	-	0 / 9	<	0.8	U	<	0.500	U	<	0.989	U
2,4,6-Trinitrotoluene	-	0 / 9	<	0.8	U	<	1.00	U	<	0.29	U
2,4-Dinitrotoluene	-	0 / 9	<	0.8	U	<	0.500	U	<	0.233	U
2,6-Dinitrotoluene	-	0 / 9	<	0.8	U	<	0.500	U	<	0.2	U
2-Amino-4,6-dinitrotoluene	-	0 / 9	<	0.8	U	<	0.500	U	<	0.173	U
2-Nitrotoluene	-	0 / 9	<	0.8	U	<	1.00	U	<	0.319	U
3-Nitrotoluene	-	0 / 9	<	0.8	U	<	1.00	U	<	0.514	U
4-Amino-2,6-dinitrotoluene	-	0 / 9	<	0.8	U	<	1.00	U	<	0.309	U
4-Nitrotoluene	-	0 / 9	<	0.8	U	<	1.00	U	<	0.368	U
HMX	-	0 / 9	<	0.8	U	<	0.500	U	<	0.16	U
MNX	-	0 / 2		NA			NA			NA	
Nitrobenzene	-	0 / 9	<	0.8	U	<	0.500	U	<	0.231	U
RDX	-	0 / 9	<	0.8	U	<	1.00	U	<	0.558	U
Tetryl	-	0 / 9	<	0.8	U	<	0.500	U	<	0.253	U

Notes:
< = less than reporting limit
µg/L = micrograms per liter
HMX = octahydro-1,3,5,7-tetranitro-1,3,5,7-tetrazocine
ID = identification number
J = estimated
LOQ = limit of quantification
MNX = mono-nitroso-RDX
NA = not analyzed
NRL = no reporting limit
Qual = qualifier
RDX = hexahydro-1,3,5-trinitro-1,3,5-triazine
RL = reporting limit
U = nondetect

TABLE E.1.4-23
CORNHUSKER ARMY AMMUNITION PLANT
WELL NW091-EXPLOSIVES

FIELD ID			NW091			NW091			NW091			NW091			NW091			NW091			NW091		
METHOD	Maximum	Detection	SW846 M8330			SW846 M8330			SW846 M8330			SW846 M8330			SW846 M8330			SW846 M8330			SW846 M8330		
COLLECT DATE	Detection	Frequency	None			3/10/2005			3/10/2004			3/13/2003			3/15/2002			3/16/2001			3/9/2000		
			Result	RL	Qual	Result	RL	Qual	Result	RL	Qual	Result	RL	Qual	Result	RL	Qual	Result	RL	Qual	Result	RL	Qual
EXPLOSIVES (µg/L)																							
1,3,5-Trinitrobenzene	-	0 / 9				<	0.48	U	<	0.16	U	<	0.32	U	<	0.38	U	<	0.8	U	<	0.8	U
1,3-Dinitrobenzene	-	0 / 9				<	0.48	U	<	0.16	U	<	0.21	U	<	0.26	U	<	0.8	U	<	0.8	U
2,4,6-Trinitrotoluene	-	0 / 9				<	0.48	U	<	0.16	U	<	0.26	U	<	0.32	U	<	0.8	U	<	1.5	U
2,4-Dinitrotoluene	-	0 / 9				<	0.48	U	<	0.31	U	<	0.21	U	<	0.26	U	<	0.8	U	<	1.1	U
2,6-Dinitrotoluene	-	0 / 9	**Abandoned**			<	0.48	U	<	0.31	U	<	0.82	U	<	0.99	U	<	0.8	U	<	1.1	U
2-Amino-4,6-dinitrotoluene	-	0 / 9	**2005**			<	0.48	U	<	0.31	U	<	0.33	U	<	0.40	U	<	0.8	U	<	1	U
2-Nitrotoluene	-	0 / 9				<	0.48	U	<	0.31	U	<	0.65	U	<	0.78	U	<	0.8	U	<	1.1	U
3-Nitrotoluene	-	0 / 9				<	0.48	U	<	0.31	U	<	0.41	U	<	0.50	U	<	0.8	U	<	1.1	U
4-Amino-2,6-dinitrotoluene	-	0 / 9				<	0.48	U	<	0.31	U	<	0.55	U	<	0.67	U	<	0.8	U	<	1	U
4-Nitrotoluene	-	0 / 9				<	0.48	U	<	0.5	U	<	1.3	U	<	1.6	U	<	0.8	U	<	1.1	U
HMX	-	0 / 9				<	0.48	U	<	0.39	U	<	0.9	U	<	1.1	U	<	1	U	<	0.8	U
MNX	-	0 / 2				<	0.48	U	<	0.16	U		NA			NA			NA			NA	
Nitrobenzene	-	0 / 9				<	0.48	U	<	0.16	U	<	0.37	U	<	0.45	U	<	0.8	U	<	0.8	U
RDX	-	0 / 9				<	0.48	U	<	0.16	U	<	0.53	U	<	0.64	U	<	0.8	U	<	0.8	U
Tetryl	-	0 / 9				<	0.48	U	<	0.31	U	<	0.87	U	<	1.1	U	<	0.8	U	<	1.3	U

Notes:
< = less than reporting limit
µg/L = micrograms per liter
HMX = octahydro-1,3,5,7-tetranitro-1,3,5,7-tetrazocine
ID = identification number
J = estimated
LOQ = limit of quantification
MNX = mono-nitroso-RDX
NA = not analyzed
NRL = no reporting limit
Qual = qualifier
RDX = hexahydro-1,3,5-trinitro-1,3,5-triazine
RL = reporting limit
U = nondetect

TABLE E.1.4-23
CORNHUSKER ARMY AMMUNITION PLANT
WELL NW091-EXPLOSIVES

FIELD ID			NW091			NW091			NW091		
METHOD	Maximum	Detection	SW846 M8330			UW51			UW51		
COLLECT DATE	Detection	Frequency	3/19/1999			6/13/1998			9/13/1997		
			Result	RL	Qual	Result	RL	Qual	Result	RL	Qual
EXPLOSIVES (µg/L)											
1,3,5-Trinitrobenzene	-	0 / 9	<	0.8	U	<	1.00	U	<	0.125	U
1,3-Dinitrobenzene	-	0 / 9	<	0.8	U	<	0.500	U	<	0.989	U
2,4,6-Trinitrotoluene	-	0 / 9	<	0.8	U	<	1.00	U	<	0.29	U
2,4-Dinitrotoluene	-	0 / 9	<	0.8	U	<	0.500	U	<	0.233	U
2,6-Dinitrotoluene	-	0 / 9	<	0.8	U	<	0.500	U	<	0.2	U
2-Amino-4,6-dinitrotoluene	-	0 / 9	<	0.8	U	<	0.500	U	<	0.173	U
2-Nitrotoluene	-	0 / 9	<	0.8	U	<	1.00	U	<	0.319	U
3-Nitrotoluene	-	0 / 9	<	0.8	U	<	1.00	U	<	0.514	U
4-Amino-2,6-dinitrotoluene	-	0 / 9	<	0.8	U	<	1.00	U	<	0.309	U
4-Nitrotoluene	-	0 / 9	<	0.8	U	<	1.00	U	<	0.368	U
HMX	-	0 / 9	<	0.8	U	<	0.500	U	<	0.16	U
MNX	-	0 / 2		NA			NA			NA	
Nitrobenzene	-	0 / 9	<	0.8	U	<	0.500	U	<	0.231	U
RDX	-	0 / 9	<	0.8	U	<	1.00	U	<	0.558	U
Tetryl	-	0 / 9	<	0.8	U	<	0.500	U	<	0.253	U

Notes:
< = less than reporting limit
µg/L = micrograms per liter
HMX = octahydro-1,3,5,7-tetranitro-1,3,5,7-tetrazocine
ID = identification number
J = estimated
LOQ = limit of quantification
MNX = mono-nitroso-RDX
NA = not analyzed
NRL = no reporting limit
Qual = qualifier
RDX = hexahydro-1,3,5-trinitro-1,3,5-triazine
RL = reporting limit
U = nondetect

TABLE E.1.4-24
CORNHUSKER ARMY AMMUNITION PLANT
WELL NW100-EXPLOSIVES

FIELD ID			NW100			NW100			NW100			NW100			NW100			NW100			NW100		
METHOD	Maximum	Detection	SW846 M8330			SW846 M8330			SW846 M8330			SW846 M8330			SW846 M8330			SW846 M8330			SW846 M8330		
COLLECT DATE	Detection	Frequency	None			3/7/2013			2/29/2012			3/3/2011			3/10/2010			3/4/2009			3/5/2008		
			Result	RL	Qual	Result	RL	Qual	Result	RL	Qual	Result	RL	Qual	Result	RL	Qual	Result	RL	Qual	Result	RL	Qual
EXPLOSIVES (µg/L)																							
1,3,5-Trinitrobenzene	-	0 / 23				<	0.8	U	<	0.8	U	<	0.8	U	<	1	U	<	0.48	U	<	0.48	U
1,3-Dinitrobenzene	-	0 / 23				<	0.8	U	<	0.8	U	<	0.8	U	<	0.4	U	<	0.48	U	<	0.48	U
2,4,6-Trinitrotoluene	-	0 / 23				<	0.8	U	<	0.8	U	<	0.8	U	<	0.4	U	<	0.48	U	<	0.48	U
2,4-Dinitrotoluene	-	0 / 23				<	0.8	U	<	0.8	U	<	0.8	U	<	0.4	U	<	0.48	U	<	0.48	U
2,6-Dinitrotoluene	-	0 / 23	**Not Sampled**			<	0.8	U	<	0.8	U	<	0.8	U	<	0.2	U	<	0.48	U	<	0.48	U
2-Amino-4,6-dinitrotoluene	-	0 / 22	**in 2014, 2015, 2016,**			<	0.8	U	<	0.8	U	<	0.8	U	<	0.2	U	<	0.48	U	<	0.48	U
2-Nitrotoluene	-	0 / 17	**2017, 2018**			<	0.8	U	<	0.8	U	<	0.8	U	<	0.4	U	<	0.48	U	<	0.48	U
3-Nitrotoluene	-	0 / 17				<	0.8	U	<	0.8	U	<	0.8	U	<	0.4	U	<	0.48	U	<	0.48	U
4-Amino-2,6-dinitrotoluene	0.63 J	1 / 17				<	1.4	U	<	1.4	U	<	0.8	U	<	0.2	U	<	0.48	U	<	0.48	U
4-Nitrotoluene	-	0 / 17				<	0.8	U	<	0.8	U	<	0.8	U	<	1	U	<	0.48	U	<	0.48	U
HMX	-	0 / 25				<	0.8	U	<	0.8	U	<	0.8	U	<	0.4	U	<	0.48	U	<	0.48	U
MNX	-	0 / 9				<	0.8	U	<	0.8	U	<	0.8	U	<	2	U	<	0.48	U	<	0.48	U
Nitrobenzene	-	0 / 22				<	0.8	U	<	0.8	U	<	0.8	U	<	0.4	U	<	0.48	U	<	0.48	U
RDX	0.9	1 / 25				<	0.8	U	<	0.8	U	<	0.8	U	<	0.2	U	<	0.48	U	<	0.48	U
Tetryl	-	0 / 21				<	1.6	U	<	0.8	U	<	0.8	U	<	0.24	U	<	0.48	U	<	0.48	U

Notes:
< = less than reporting limit
µg/L = micrograms per liter
HMX = octahydro-1,3,5,7-tetranitro-1,3,5,7-tetrazocine
ID = identification number
J = estimated
LOQ = limit of quantification
MNX = mono-nitroso-RDX
NA = not analyzed
NRL = no reporting limit
Qual = qualifier
RDX = hexahydro-1,3,5-trinitro-1,3,5-triazine
RL = reporting limit
U = nondetect

TABLE E.1.4-24
CORNHUSKER ARMY AMMUNITION PLANT
WELL NW100-EXPLOSIVES

FIELD ID			NW100			NW100			NW100			NW100			NW100			NW100			NW100		
METHOD	Maximum	Detection	SW846 M8330			SW846 M8330			SW846 M8330			SW846 M8330			SW846 M8330			SW846 M8330			SW846 M8330		
COLLECT DATE	Detection	Frequency	3/8/2007			3/8/2006			None			3/16/2004			3/13/2003			3/14/2002			3/19/2001		
			Result	RL	Qual	Result	RL	Qual	Result	RL	Qual	Result	RL	Qual	Result	RL	Qual	Result	RL	Qual	Result	RL	Qual
EXPLOSIVES (µg/L)																							
1,3,5-Trinitrobenzene	-	0 / 23	<	0.49	U	<	0.48	U				<	0.24	U	<	0.33	U	<	0.39	U	<	0.8	U
1,3-Dinitrobenzene	-	0 / 23	<	0.49	U	<	0.48	U				<	0.24	U	<	0.22	U	<	0.26	U	<	0.8	U
2,4,6-Trinitrotoluene	-	0 / 23	<	0.49	U	<	0.48	U				<	0.24	U	<	0.28	U	<	0.32	U	<	0.8	U
2,4-Dinitrotoluene	-	0 / 23	<	0.49	U	<	0.48	U				<	0.46	U	<	0.22	U	<	0.26	U	<	0.8	U
2,6-Dinitrotoluene	-	0 / 23	<	0.49	U	<	0.48	U	**No 2005 Sample**			<	0.46	U	<	0.86	U	<	1.0	U	<	0.8	U
2-Amino-4,6-dinitrotoluene	-	0 / 22	<	0.49	U	<	0.48	U	**Well Dry**			<	0.46	U	<	0.35	U	<	0.40	U	<	0.8	U
2-Nitrotoluene	-	0 / 17	<	0.49	U	<	0.48	U				<	0.46	U	<	0.68	U	<	0.79	U	<	0.8	U
3-Nitrotoluene	-	0 / 17	<	0.49	U	<	0.48	U				<	0.46	U	<	0.43	U	<	0.50	U	<	0.8	U
4-Amino-2,6-dinitrotoluene	0.63 J	1 / 17	<	0.49	U	<	0.48	U				<	0.46	U	<	0.58	U	<	0.68	U	0.63	0.8	J
4-Nitrotoluene	-	0 / 17	<	0.49	U	<	0.48	U				<	0.74	U	<	1.4	U	<	1.6	U	<	0.8	U
HMX	-	0 / 25	<	0.49	U	<	0.48	U				<	0.58	U	<	0.94	U	<	1.1	U	<	1	U
MNX	-	0 / 9	<	0.49	U	<	0.48	U				<	0.24	U		NA			NA			NA	
Nitrobenzene	-	0 / 22	<	0.49	U	<	0.48	U				<	0.24	U	<	0.39	U	<	0.45	U	<	0.8	U
RDX	0.9	1 / 25	<	0.49	U	<	0.48	U				<	0.24	U	<	0.55	U	<	0.65	U	<	0.8	U
Tetryl	-	0 / 21	<	0.49	U	<	0.48	U				<	0.46	U	<	0.91	U	<	1.1	U	<	0.8	U

Notes:
< = less than reporting limit
µg/L = micrograms per liter
HMX = octahydro-1,3,5,7-tetranitro-1,3,5,7-tetrazocine
ID = identification number
J = estimated
LOQ = limit of quantification
MNX = mono-nitroso-RDX
NA = not analyzed
NRL = no reporting limit
Qual = qualifier
RDX = hexahydro-1,3,5-trinitro-1,3,5-triazine
RL = reporting limit
U = nondetect

TABLE E.1.4-24
CORNHUSKER ARMY AMMUNITION PLANT
WELL NW100-EXPLOSIVES

FIELD ID			NW100			NW100			NW100			NW100			NW100			NW100			NW100		
METHOD	Maximum	Detection	SW846 M8330			SW846 M8330			UW51			UW51			UW51			UW33			UW33		
COLLECT DATE	Detection	Frequency	3/8/2000			3/22/1999			6/12/1998			10/1/1997			2/18/1997			7/12/1994			6/8/1994		
			Result	RL	Qual	Result	RL	Qual	Result	RL	Qual	Result	RL	Qual	Result	RL	Qual	Result	RL	Qual	Result	RL	Qual
EXPLOSIVES (µg/L)																							
1,3,5-Trinitrobenzene	-	0 / 23	<	0.8	U	<	0.8	U	<	1.00	U	<	0.125	U	<	0.125	U	<	0.425	U	<	0.425	UJ
1,3-Dinitrobenzene	-	0 / 23	<	0.8	U	<	0.8	U	<	0.500	U	<	0.989	U	<	0.989	U	<	0.549	U	<	0.549	U
2,4,6-Trinitrotoluene	-	0 / 23	<	1.5	U	<	0.8	U	<	1.00	U	<	0.29	U	<	0.29	U	<	0.451	U	<	0.451	UJ
2,4-Dinitrotoluene	-	0 / 23	<	1.1	U	<	0.8	U	<	0.500	U	<	0.233	U	<	0.233	U	<	0.26	U	<	0.26	U
2,6-Dinitrotoluene	-	0 / 23	<	1.1	U	<	0.8	U	<	0.500	U	<	0.2	U	<	0.2	U	<	0.26	U	<	0.26	U
2-Amino-4,6-dinitrotoluene	-	0 / 22	<	1	U	<	0.8	U	<	0.500	U	<	0.173	U	<	0.173	U	<	0.244	U	<	0.244	U
2-Nitrotoluene	-	0 / 17	<	1.1	U	<	0.8	U	<	1.00	U	<	0.319	U	<	0.319	U		NA			NA	
3-Nitrotoluene	-	0 / 17	<	1.1	U	<	0.8	U	<	1.00	U	<	0.514	U	<	0.514	U		NA			NA	
4-Amino-2,6-dinitrotoluene	0.63 J	1 / 17	<	1	U	<	0.8	U	<	1.00	U	<	0.309	U	<	0.309	U		NA			NA	
4-Nitrotoluene	-	0 / 17	<	1.1	U	<	0.8	U	<	1.00	U	<	0.368	U	<	0.368	U		NA			NA	
HMX	-	0 / 25	<	0.8	U	<	0.8	U	<	0.500	U	<	0.16	U	<	0.16	U	<	0.563	U	<	0.563	U
MNX	-	0 / 9		NA			NA			NA			NA			NA			NA			NA	
Nitrobenzene	-	0 / 22	<	0.8	U	<	0.8	U	<	0.500	U	<	0.231	U	<	0.231	U	<	0.817	U	<	0.817	U
RDX	0.9	1 / 25	<	0.8	U	<	0.8	U	<	1.00	U	<	0.558	U	<	0.558	U	<	0.412	U	<	0.412	U
Tetryl	-	0 / 21	<	1.3	U	<	0.8	U	<	0.500	U	<	0.253	U	<	0.253	U	<	1.18	U	<	1.18	U

Notes:
< = less than reporting limit
µg/L = micrograms per liter
HMX = octahydro-1,3,5,7-tetranitro-1,3,5,7-tetrazocine
ID = identification number
J = estimated
LOQ = limit of quantification
MNX = mono-nitroso-RDX
NA = not analyzed
NRL = no reporting limit
Qual = qualifier
RDX = hexahydro-1,3,5-trinitro-1,3,5-triazine
RL = reporting limit
U = nondetect

TABLE E.1.4-24
CORNHUSKER ARMY AMMUNITION PLANT
WELL NW100-EXPLOSIVES

FIELD ID			NW100			NW100			NW100			NW100			NW100			NW100			NW100		
METHOD	Maximum	Detection	UW32			UW33			UW25			UW14			UW14			UW01			99		
COLLECT DATE	Detection	Frequency	8/22/1992			7/23/1991			6/1/1991			10/17/1990			4/30/1990			5/17/1989			11/29/1984		
			Result	RL	Qual	Result	RL	Qual	Result	RL	Qual	Result	RL	Qual	Result	RL	Qual	Result	RL	Qual	Result	RL	Qual
EXPLOSIVES (µg/L)																							
1,3,5-Trinitrobenzene	-	0 / 23	<	0.449	U	<	0.425	U	<	0.21	U		NA			NA			NA		<	0.1	U
1,3-Dinitrobenzene	-	0 / 23	<	0.611	U	<	0.549	U	<	0.458	U		NA			NA			NA		<	0.1	U
2,4,6-Trinitrotoluene	-	0 / 23	<	0.635	U	<	0.451	U	<	0.426	U		NA			NA			NA		<	0.1	U
2,4-Dinitrotoluene	-	0 / 23	<	0.064	U	<	0.26	U	<	0.397	U		NA			NA			NA		<	0.1	U
2,6-Dinitrotoluene	-	0 / 23	<	0.074	U	<	0.26	U	<	0.6	U		NA			NA			NA		<	0.1	U
2-Amino-4,6-dinitrotoluene	-	0 / 22	<	0.158	U	<	1	U	<	0.8	U		NA			NA			NA			NA	
2-Nitrotoluene	-	0 / 17		NA			NA			NA			NA			NA			NA			NA	
3-Nitrotoluene	-	0 / 17		NA			NA			NA			NA			NA			NA			NA	
4-Amino-2,6-dinitrotoluene	0.63 J	1 / 17		NA			NA			NA			NA			NA			NA			NA	
4-Nitrotoluene	-	0 / 17		NA			NA			NA			NA			NA			NA			NA	
HMX	-	0 / 25	<	1.21	U	<	0.563	U	<	5.3	U	<	1.65	U	<	1.65	U	<	1.3	U		NA	
MNX	-	0 / 9		NA			NA			NA			NA			NA			NA			NA	
Nitrobenzene	-	0 / 22	<	0.645	U	<	0.817	U	<	0.682	U		NA			NA			NA			NA	
RDX	0.9	1 / 25	<	1.17	U	<	0.412	U		NA		<	2.11	U	<	2.11	U	0.9	NRL		<	0.1	U
Tetryl	-	0 / 21		NA		<	1.18	U	<	0.631	U		NA			NA			NA			NA	

Notes:
< = less than reporting limit
µg/L = micrograms per liter
HMX = octahydro-1,3,5,7-tetranitro-1,3,5,7-tetrazocine
ID = identification number
J = estimated
LOQ = limit of quantification
MNX = mono-nitroso-RDX
NA = not analyzed
NRL = no reporting limit
Qual = qualifier
RDX = hexahydro-1,3,5-trinitro-1,3,5-triazine
RL = reporting limit
U = nondetect

TABLE E.1.4-25
CORNHUSKER ARMY AMMUNITION PLANT
WELL NW101-EXPLOSIVES

FIELD ID			NW101			NW101			NW101			NW101			NW101			NW101			NW101		
METHOD	Maximum	Detection	SW846 M8330			SW846 M8330			SW846 M8330			SW846 M8330			SW846 M8330			SW846 M8330			SW846 M8330		
COLLECT DATE	Detection	Frequency	None			3/7/2013			2/29/2012			3/3/2011			3/10/2010			3/4/2009			3/5/2008		
			Result	RL	Qual	Result	RL	Qual	Result	RL	Qual	Result	RL	Qual	Result	RL	Qual	Result	RL	Qual	Result	RL	Qual
EXPLOSIVES (µg/L)																							
1,3,5-Trinitrobenzene	-	0 / 24				<	0.8	U	<	0.8	U	<	0.8	U	<	1	U	<	0.48	U	<	0.48	U
1,3-Dinitrobenzene	-	0 / 24				<	0.8	U	<	0.8	U	<	0.8	U	<	0.4	U	<	0.48	U	<	0.48	U
2,4,6-Trinitrotoluene	-	0 / 24				<	0.8	U	<	0.8	U	<	0.8	U	<	0.4	U	<	0.48	U	<	0.48	U
2,4-Dinitrotoluene	-	0 / 24				<	0.8	U	<	0.8	U	<	0.8	U	<	0.4	U	<	0.48	U	<	0.48	U
2,6-Dinitrotoluene	-	0 / 24	**Not Sampled**			<	0.8	U	<	0.8	U	<	0.8	U	<	0.2	U	<	0.48	U	<	0.48	U
2-Amino-4,6-dinitrotoluene	-	0 / 23	**in 2014, 2015, 2016,**			<	0.8	U	<	0.8	U	<	0.8	U	<	0.2	U	<	0.48	U	<	0.48	U
2-Nitrotoluene	-	0 / 18	**2017, 2018**			<	0.8	U	<	0.8	U	<	0.8	U	<	0.4	U	<	0.48	U	<	0.48	U
3-Nitrotoluene	-	0 / 18				<	0.8	U	<	0.8	U	<	0.8	U	<	0.4	U	<	0.48	U	<	0.48	U
4-Amino-2,6-dinitrotoluene	-	0 / 18				<	1.4	U	<	1.4	U	<	0.8	U	<	0.2	U	<	0.48	U	<	0.48	U
4-Nitrotoluene	-	0 / 18				<	0.8	U	<	0.8	U	<	0.8	U	<	1	U	<	0.48	U	<	0.48	U
HMX	3.15	2 / 26				0.54	0.8	J	<	0.8	U	<	0.8	U	<	0.4	U	<	0.48	U	<	0.48	U
MNX	-	0 / 10				<	0.8	U	<	0.8	U	<	0.8	U	<	2	U	<	0.48	U	<	0.48	U
Nitrobenzene	-	0 / 23				<	0.8	U	<	0.8	U	<	0.8	U	<	0.4	U	<	0.48	U	<	0.48	U
RDX	2	3 / 26				<	0.8	U	<	0.8	U	<	0.8	U	<	0.2	U	<	0.48	U	<	0.48	U
Tetryl	-	0 / 22				<	1.6	U	<	0.8	U	<	0.8	U	<	0.24	U	<	0.48	U	<	0.48	U

Notes:
< = less than reporting limit
µg/L = micrograms per liter
HMX = octahydro-1,3,5,7-tetranitro-1,3,5,7-tetrazocine
ID = identification number
J = estimated
LOQ = limit of quantification
MNX = mono-nitroso-RDX
NA = not analyzed
NRL = no reporting limit
Qual = qualifier
RDX = hexahydro-1,3,5-trinitro-1,3,5-triazine
RL = reporting limit
U = nondetect

TABLE E.1.4-25
CORNHUSKER ARMY AMMUNITION PLANT
WELL NW101-EXPLOSIVES

FIELD ID			NW101			NW101			NW101			NW101			NW101			NW101			NW101		
METHOD	Maximum	Detection	SW846 M8330			SW846 M8330			SW846 M8330			SW846 M8330			SW846 M8330			SW846 M8330			SW846 M8330		
COLLECT DATE	Detection	Frequency	3/9/2007			3/8/2006			3/9/2005			3/11/2004			3/13/2003			3/14/2002			3/19/2001		
			Result	RL	Qual	Result	RL	Qual	Result	RL	Qual	Result	RL	Qual	Result	RL	Qual	Result	RL	Qual	Result	RL	Qual
EXPLOSIVES (µg/L)																							
1,3,5-Trinitrobenzene	-	0 / 24	<	0.48	U	<	0.48	U	<	0.49	U	<	0.26	U	<	0.28	U	<	0.42	U	<	0.8	U
1,3-Dinitrobenzene	-	0 / 24	<	0.48	U	<	0.48	U	<	0.49	U	<	0.26	U	<	0.19	U	<	0.28	U	<	0.8	U
2,4,6-Trinitrotoluene	-	0 / 24	<	0.48	U	<	0.48	U	<	0.49	U	<	0.26	U	<	0.23	U	<	0.35	U	<	0.8	U
2,4-Dinitrotoluene	-	0 / 24	<	0.48	U	<	0.48	U	<	0.49	U	<	0.51	U	<	0.19	U	<	0.28	U	<	0.8	U
2,6-Dinitrotoluene	-	0 / 24	<	0.48	U	<	0.48	U	<	0.49	U	<	0.51	U	<	0.72	U	<	1.1	U	<	0.8	U
2-Amino-4,6-dinitrotoluene	-	0 / 23	<	0.48	U	<	0.48	U	<	0.49	U	<	0.51	U	<	0.29	U	<	0.44	U	<	0.8	U
2-Nitrotoluene	-	0 / 18	<	0.48	U	<	0.48	U	<	0.49	U	<	0.51	U	<	0.57	U	<	0.87	U	<	0.8	U
3-Nitrotoluene	-	0 / 18	<	0.48	U	<	0.48	U	<	0.49	U	<	0.51	U	<	0.36	U	<	0.55	U	<	0.8	U
4-Amino-2,6-dinitrotoluene	-	0 / 18	<	0.48	U	<	0.48	U	<	0.49	U	<	0.51	U	<	0.49	U	<	0.74	U	<	0.8	U
4-Nitrotoluene	-	0 / 18	<	0.48	U	<	0.48	U	<	0.49	U	<	0.82	U	<	1.2	U	<	1.8	U	<	0.8	U
HMX	3.15	2 / 26	<	0.48	U	<	0.48	U	<	0.49	U	<	0.64	U	<	0.79	U	<	1.2	U	<	1	U
MNX	-	0 / 10	<	0.48	U	<	0.48	U	<	0.49	U	<	0.26	U		NA			NA			NA	
Nitrobenzene	-	0 / 23	<	0.48	U	<	0.48	U	<	0.49	U	<	0.26	U	<	0.33	U	<	0.49	U	<	0.8	U
RDX	2	3 / 26	<	0.48	U	<	0.48	U	<	0.49	U	<	0.26	U	0.24	0.47	J	<	0.71	U	<	0.8	U
Tetryl	-	0 / 22	<	0.48	U	<	0.48	U	<	0.49	U	<	0.51	U	<	0.77	U	<	1.2	U	<	0.8	U

Notes:
< = less than reporting limit
µg/L = micrograms per liter
HMX = octahydro-1,3,5,7-tetranitro-1,3,5,7-tetrazocine
ID = identification number
J = estimated
LOQ = limit of quantification
MNX = mono-nitroso-RDX
NA = not analyzed
NRL = no reporting limit
Qual = qualifier
RDX = hexahydro-1,3,5-trinitro-1,3,5-triazine
RL = reporting limit
U = nondetect

TABLE E.1.4-25
CORNHUSKER ARMY AMMUNITION PLANT
WELL NW101-EXPLOSIVES

FIELD ID			NW101			NW101			NW101			NW101			NW101			NW101			NW101		
METHOD	Maximum	Detection	SW846 M8330			SW846 M8330			UW51			UW51			UW51			UW33			UW33		
COLLECT DATE	Detection	Frequency	3/8/2000			3/22/1999			6/12/1998			10/1/1997			2/18/1997			7/12/1994			6/8/1994		
			Result	RL	Qual	Result	RL	Qual	Result	RL	Qual	Result	RL	Qual	Result	RL	Qual	Result	RL	Qual	Result	RL	Qual
EXPLOSIVES (µg/L)																							
1,3,5-Trinitrobenzene	-	0 / 24	<	0.8	U	<	0.8	U	<	1.00	U	<	0.125	U	<	0.125	U	<	0.425	U	<	0.425	UJ
1,3-Dinitrobenzene	-	0 / 24	<	0.8	U	<	0.8	U	<	0.500	U	<	0.989	U	<	0.989	U	<	0.549	U	<	0.549	U
2,4,6-Trinitrotoluene	-	0 / 24	<	1.5	U	<	0.8	U	<	1.00	U	<	0.29	U	<	0.29	U	<	0.451	U	<	0.451	UJ
2,4-Dinitrotoluene	-	0 / 24	<	1.1	U	<	0.8	U	<	0.500	U	<	0.233	U	<	0.233	U	<	0.26	U	<	0.26	U
2,6-Dinitrotoluene	-	0 / 24	<	1.1	U	<	0.8	U	<	0.500	U	<	0.2	U	<	0.2	U	<	0.26	U	<	0.26	U
2-Amino-4,6-dinitrotoluene	-	0 / 23	<	1	U	<	0.8	U	<	0.500	U	<	0.173	U	<	0.173	U	<	0.244	U	<	0.244	U
2-Nitrotoluene	-	0 / 18	<	1.1	U	<	0.8	U	<	1.00	U	<	0.319	U	<	0.319	U		NA			NA	
3-Nitrotoluene	-	0 / 18	<	1.1	U	<	0.8	U	<	1.00	U	<	0.514	U	<	0.514	U		NA			NA	
4-Amino-2,6-dinitrotoluene	-	0 / 18	<	1	U	<	0.8	U	<	1.00	U	<	0.309	U	<	0.309	U		NA			NA	
4-Nitrotoluene	-	0 / 18	<	1.1	U	<	0.8	U	<	1.00	U	<	0.368	U	<	0.368	U		NA			NA	
HMX	3.15	2 / 26	<	0.8	U	<	0.8	U	<	0.500	U	<	0.16	U	<	0.16	U	<	0.563	U	<	0.563	U
MNX	-	0 / 10		NA			NA			NA			NA			NA			NA			NA	
Nitrobenzene	-	0 / 23	<	0.8	U	<	0.8	U	<	0.500	U	<	0.231	U	<	0.231	U	<	0.817	U	<	0.817	U
RDX	2	3 / 26	<	0.8	U	<	0.8	U	<	1.00	U	<	0.558	U	<	0.558	U	<	0.412	U	<	0.412	U
Tetryl	-	0 / 22	<	1.3	U	<	0.8	U	<	0.500	U	<	0.253	U	<	0.253	U	<	1.18	U	<	1.18	U

Notes:
< = less than reporting limit
µg/L = micrograms per liter
HMX = octahydro-1,3,5,7-tetranitro-1,3,5,7-tetrazocine
ID = identification number
J = estimated
LOQ = limit of quantification
MNX = mono-nitroso-RDX
NA = not analyzed
NRL = no reporting limit
Qual = qualifier
RDX = hexahydro-1,3,5-trinitro-1,3,5-triazine
RL = reporting limit
U = nondetect

TABLE E.1.4-25
CORNHUSKER ARMY AMMUNITION PLANT
WELL NW101-EXPLOSIVES

FIELD ID			NW101			NW101			NW101			NW101			NW101			NW101			NW101		
METHOD	Maximum	Detection	UW32			UW33			UW25			UW14			UW14			UW01			99		
COLLECT DATE	Detection	Frequency	8/22/1992			7/24/1991			6/1/1991			10/17/1990			4/30/1990			5/17/1989			11/29/1984		
			Result	RL	Qual	Result	RL	Qual	Result	RL	Qual	Result	RL	Qual	Result	RL	Qual	Result	RL	Qual	Result	RL	Qual
EXPLOSIVES (µg/L)																							
1,3,5-Trinitrobenzene	-	0 / 24	<	0.449	U	<	0.425	U	<	0.21	U		NA			NA			NA		<	0.1	U
1,3-Dinitrobenzene	-	0 / 24	<	0.611	U	<	0.549	U	<	0.458	U		NA			NA			NA		<	0.1	U
2,4,6-Trinitrotoluene	-	0 / 24	<	0.635	U	<	0.451	U	<	0.426	U		NA			NA			NA		<	0.1	U
2,4-Dinitrotoluene	-	0 / 24	<	0.064	U	<	0.26	U	<	0.397	U		NA			NA			NA		<	0.1	U
2,6-Dinitrotoluene	-	0 / 24	<	0.074	U	<	0.26	U	<	0.6	U		NA			NA			NA		<	0.1	U
2-Amino-4,6-dinitrotoluene	-	0 / 23	<	0.158	U	<	0.5	U	<	0.8	U		NA			NA			NA			NA	
2-Nitrotoluene	-	0 / 18		NA			NA			NA			NA			NA			NA			NA	
3-Nitrotoluene	-	0 / 18		NA			NA			NA			NA			NA			NA			NA	
4-Amino-2,6-dinitrotoluene	-	0 / 18		NA			NA			NA			NA			NA			NA			NA	
4-Nitrotoluene	-	0 / 18		NA			NA			NA			NA			NA			NA			NA	
HMX	3.15	2 / 26	<	1.21	U	<	0.563	U	<	5.3	U	<	1.65	U	<	1.65	U	3.15	NRL			NA	
MNX	-	0 / 10		NA			NA			NA			NA			NA			NA			NA	
Nitrobenzene	-	0 / 23	<	0.645	U	<	0.817	U	<	0.682	U		NA			NA			NA			NA	
RDX	2	3 / 26	<	1.17	U	<	0.412	U		NA		<	2.11	U	<	2.11	U	1.29	NRL		2	NRL	
Tetryl	-	0 / 22		NA		<	1.18	U	<	0.631	U		NA			NA			NA			NA	

Notes:
< = less than reporting limit
µg/L = micrograms per liter
HMX = octahydro-1,3,5,7-tetranitro-1,3,5,7-tetrazocine
ID = identification number
J = estimated
LOQ = limit of quantification
MNX = mono-nitroso-RDX
NA = not analyzed
NRL = no reporting limit
Qual = qualifier
RDX = hexahydro-1,3,5-trinitro-1,3,5-triazine
RL = reporting limit
U = nondetect

TABLE E.1.4-26
CORNHUSKER ARMY AMMUNITION PLANT
WELL NW102-EXPLOSIVES

FIELD ID			NW102			NW102			NW102			NW102			NW102			NW102			NW102		
METHOD	Maximum	Detection	SW846 M8330			SW846 M8330			SW846 M8330			SW846 M8330			SW846 M8330			SW846 M8330			SW846 M8330		
COLLECT DATE	Detection	Frequency	None			3/7/2013			2/29/2012			3/3/2011			3/10/2010			3/4/2009			3/5/2008		
			Result	RL	Qual	Result	RL	Qual	Result	RL	Qual	Result	RL	Qual	Result	RL	Qual	Result	RL	Qual	Result	RL	Qual
EXPLOSIVES (µg/L)																							
1,3,5-Trinitrobenzene	-	0 / 23				<	0.8	U	<	0.8	U	<	0.8	U	<	1	U	<	0.48	U	<	0.47	U
1,3-Dinitrobenzene	-	0 / 23				<	0.8	U	<	0.8	U	<	0.8	U	<	0.4	U	<	0.48	U	<	0.47	U
2,4,6-Trinitrotoluene	-	0 / 23				<	0.8	U	<	0.8	U	<	0.8	U	<	0.4	U	<	0.48	U	<	0.47	U
2,4-Dinitrotoluene	-	0 / 23				<	0.8	U	<	0.8	U	<	0.8	U	<	0.4	U	<	0.48	U	<	0.47	U
2,6-Dinitrotoluene	-	0 / 23	**Not Sampled**			<	0.8	U	<	0.8	U	<	0.8	U	<	0.2	U	<	0.48	U	<	0.47	U
2-Amino-4,6-dinitrotoluene	-	0 / 22	**in 2014, 2015, 2016,**			<	0.8	U	<	0.8	U	<	0.8	U	<	0.2	U	<	0.48	U	<	0.47	U
2-Nitrotoluene	-	0 / 18	**2017, 2018**			<	0.8	U	<	0.8	U	<	0.8	U	<	0.4	U	<	0.48	U	<	0.47	U
3-Nitrotoluene	-	0 / 18				<	0.8	U	<	0.8	U	<	0.8	U	<	0.4	U	<	0.48	U	<	0.47	U
4-Amino-2,6-dinitrotoluene	-	0 / 18				<	1.4	U	<	1.4	U	<	0.8	U	<	0.2	U	<	0.48	U	<	0.47	U
4-Nitrotoluene	-	0 / 18				<	0.8	U	<	0.8	U	<	0.8	U	<	1	U	<	0.48	U	<	0.47	U
HMX	-	0 / 25				<	0.8	U	<	0.8	U	<	0.8	U	<	0.4	U	<	0.48	U	<	0.47	U
MNX	-	0 / 10				<	0.8	U	<	0.8	U	<	0.8	U	<	2	U	<	0.48	U	<	0.47	U
Nitrobenzene	-	0 / 22				<	0.8	U	<	0.8	U	<	0.8	U	<	0.4	U	<	0.48	U	<	0.47	U
RDX	1.77	4 / 26				<	0.8	U	<	0.8	U	<	0.8	U	<	0.2	U	<	0.48	U	<	0.47	U
Tetryl	-	0 / 21				<	1.6	U	<	0.8	U	<	0.8	U	<	0.24	U	<	0.48	U	<	0.47	U

Notes:
< = less than reporting limit
µg/L = micrograms per liter
HMX = octahydro-1,3,5,7-tetranitro-1,3,5,7-tetrazocine
ID = identification number
J = estimated
LOQ = limit of quantification
MNX = mono-nitroso-RDX
NA = not analyzed
NRL = no reporting limit
Qual = qualifier
RDX = hexahydro-1,3,5-trinitro-1,3,5-triazine
RL = reporting limit
U = nondetect

TABLE E.1.4-26
CORNHUSKER ARMY AMMUNITION PLANT
WELL NW102-EXPLOSIVES

FIELD ID			NW102			NW102			NW102			NW102			NW102			NW102			NW102		
METHOD	Maximum	Detection	SW846 M8330			SW846 M8330			SW846 M8330			SW846 M8330			SW846 M8330			SW846 M8330			SW846 M8330		
COLLECT DATE	Detection	Frequency	3/8/2007			3/8/2006			3/10/2005			3/11/2004			3/12/2003			3/13/2002			3/19/2001		
			Result	RL	Qual	Result	RL	Qual	Result	RL	Qual	Result	RL	Qual	Result	RL	Qual	Result	RL	Qual	Result	RL	Qual
EXPLOSIVES (µg/L)																							
1,3,5-Trinitrobenzene	-	0 / 23	<	0.53	U	<	0.48	U	<	0.5	U	<	0.24	U	<	0.24	U	<	0.35	U	<	0.8	U
1,3-Dinitrobenzene	-	0 / 23	<	0.53	U	<	0.48	U	<	0.5	U	<	0.24	U	<	0.16	U	<	0.23	U	<	0.8	U
2,4,6-Trinitrotoluene	-	0 / 23	<	0.53	U	<	0.48	U	<	0.5	U	<	0.24	U	<	0.2	U	<	0.29	U	<	0.8	U
2,4-Dinitrotoluene	-	0 / 23	<	0.53	U	<	0.48	U	<	0.5	U	<	0.46	U	<	0.16	U	<	0.23	U	<	0.8	U
2,6-Dinitrotoluene	-	0 / 23	<	0.53	U	<	0.48	U	<	0.5	U	<	0.46	U	<	0.62	U	<	0.91	U	<	0.8	U
2-Amino-4,6-dinitrotoluene	-	0 / 22	<	0.53	U	<	0.48	U	<	0.5	U	<	0.46	U	<	0.25	U	<	0.37	U	<	0.8	U
2-Nitrotoluene	-	0 / 18	<	0.53	U	<	0.48	U	<	0.5	U	<	0.46	U	<	0.49	U	<	0.72	U	<	0.8	U
3-Nitrotoluene	-	0 / 18	<	0.53	U	<	0.48	U	<	0.5	U	<	0.46	U	<	0.31	U	<	0.45	U	<	0.8	U
4-Amino-2,6-dinitrotoluene	-	0 / 18	<	0.53	U	<	0.48	U	<	0.5	U	<	0.46	U	<	0.42	U	<	0.62	U	<	0.8	U
4-Nitrotoluene	-	0 / 18	<	0.53	U	<	0.48	U	<	0.5	U	<	0.75	U	<	1	U	<	1.5	U	<	0.8	U
HMX	-	0 / 25	<	0.53	U	<	0.48	U	<	0.5	U	<	0.58	U	<	0.68	U	<	1.0	U	<	1	U
MNX	-	0 / 10	<	0.53	U	<	0.48	U	<	0.5	U	<	0.24	U		NA			NA			NA	
Nitrobenzene	-	0 / 22	<	0.53	U	<	0.48	U	<	0.5	U	<	0.24	U	<	0.28	U	<	0.41	U	<	0.8	U
RDX	1.77	4 / 26	<	0.53	U	<	0.48	U	<	0.5	U	0.4	0.24		0.15	0.4	J	<	0.59	U	<	0.8	U
Tetryl	-	0 / 21	<	0.53	U	<	0.48	U	<	0.5	U	<	0.46	U	<	0.66	U	<	0.97	U	<	0.8	U

Notes:
< = less than reporting limit
µg/L = micrograms per liter
HMX = octahydro-1,3,5,7-tetranitro-1,3,5,7-tetrazocine
ID = identification number
J = estimated
LOQ = limit of quantification
MNX = mono-nitroso-RDX
NA = not analyzed
NRL = no reporting limit
Qual = qualifier
RDX = hexahydro-1,3,5-trinitro-1,3,5-triazine
RL = reporting limit
U = nondetect

TABLE E.1.4-26
CORNHUSKER ARMY AMMUNITION PLANT
WELL NW102-EXPLOSIVES

FIELD ID			NW102			NW102			NW102			NW102			NW102			NW102			NW102		
METHOD	Maximum	Detection	SW846 M8330			SW846 M8330			UW51			UW51			UW51			UW33			UW33		
COLLECT DATE	Detection	Frequency	3/8/2000			3/22/1999			6/12/1998			10/1/1997			2/18/1997			7/12/1994			6/8/1994		
			Result	RL	Qual	Result	RL	Qual	Result	RL	Qual	Result	RL	Qual	Result	RL	Qual	Result	RL	Qual	Result	RL	Qual
EXPLOSIVES (µg/L)																							
1,3,5-Trinitrobenzene	-	0 / 23	<	0.8	U	<	0.8	U	<	1.00	U	<	0.125	U	<	0.125	U	<	0.425	U	<	0.425	J
1,3-Dinitrobenzene	-	0 / 23	<	0.8	U	<	0.8	U	<	0.500	U	<	0.989	U	<	0.989	U	<	0.549	U	<	0.549	U
2,4,6-Trinitrotoluene	-	0 / 23	<	1.5	U	<	0.8	U	<	1.00	U	<	0.29	U	<	0.29	U	<	0.451	U	<	0.451	J
2,4-Dinitrotoluene	-	0 / 23	<	1.1	U	<	0.8	U	<	0.500	U	<	0.233	U	<	0.233	U	<	0.26	U	<	0.26	U
2,6-Dinitrotoluene	-	0 / 23	<	1.1	U	<	0.8	U	<	0.500	U	<	0.2	U	<	0.2	U	<	0.26	U	<	0.26	U
2-Amino-4,6-dinitrotoluene	-	0 / 22	<	1	U	<	0.8	U	<	0.500	U	<	0.173	U	<	0.173	U	<	0.244	U	<	0.244	U
2-Nitrotoluene	-	0 / 18	<	1.1	U	<	0.8	U	<	1.00	U	<	0.319	U	<	0.319	U		NA			NA	
3-Nitrotoluene	-	0 / 18	<	1.1	U	<	0.8	U	<	1.00	U	<	0.514	U	<	0.514	U		NA			NA	
4-Amino-2,6-dinitrotoluene	-	0 / 18	<	1	U	<	0.8	U	<	1.00	U	<	0.309	U	<	0.309	U		NA			NA	
4-Nitrotoluene	-	0 / 18	<	1.1	U	<	0.8	U	<	1.00	U	<	0.368	U	<	0.368	U		NA			NA	
HMX	-	0 / 25	<	0.8	U	<	0.8	U	<	0.500	U	<	0.16	U	<	0.16	U	<	0.563	U	<	0.563	U
MNX	-	0 / 10		NA			NA			NA			NA			NA			NA			NA	
Nitrobenzene	-	0 / 22	<	0.8	U	<	0.8	U	<	0.500	U	<	0.231	U	<	0.231	U	<	0.817	U	<	0.817	U
RDX	1.77	4 / 26	<	0.8	U	<	0.8	U	<	1.00	U	<	0.558	U	<	0.558	U	<	0.412	U	<	0.412	U
Tetryl	-	0 / 21	<	1.3	U	<	0.8	U	<	0.500	U	<	0.253	U	<	0.253	U	<	1.18	U	<	1.18	U

Notes:
< = less than reporting limit
µg/L = micrograms per liter
HMX = octahydro-1,3,5,7-tetranitro-1,3,5,7-tetrazocine
ID = identification number
J = estimated
LOQ = limit of quantification
MNX = mono-nitroso-RDX
NA = not analyzed
NRL = no reporting limit
Qual = qualifier
RDX = hexahydro-1,3,5-trinitro-1,3,5-triazine
RL = reporting limit
U = nondetect

TABLE E.1.4-26
CORNHUSKER ARMY AMMUNITION PLANT
WELL NW102-EXPLOSIVES

FIELD ID			NW102			NW102			NW102			NW102			NW102			NW102		
METHOD	Maximum	Detection	UW32			UW25			UW14			UW14			UW01			99		
COLLECT DATE	Detection	Frequency	8/22/1992			6/3/1991			10/17/1990			4/30/1990			5/17/1989			11/29/1984		
			Result	RL	Qual	Result	RL	Qual	Result	RL	Qual	Result	RL	Qual	Result	RL	Qual	Result	RL	Qual
EXPLOSIVES (µg/L)																				
1,3,5-Trinitrobenzene	-	0 / 23	<	0.449	U	<	0.21	U		NA			NA			NA		<	0.1	U
1,3-Dinitrobenzene	-	0 / 23	<	0.611	U	<	0.458	U		NA			NA			NA		<	0.1	U
2,4,6-Trinitrotoluene	-	0 / 23	<	0.635	U	<	0.426	U		NA			NA			NA		<	0.1	U
2,4-Dinitrotoluene	-	0 / 23	<	0.064	U	<	0.397	U		NA			NA			NA		<	0.1	U
2,6-Dinitrotoluene	-	0 / 23	<	0.074	U	<	0.6	U		NA			NA			NA		<	0.1	U
2-Amino-4,6-dinitrotoluene	-	0 / 22	<	0.158	U	<	0.8	U		NA			NA			NA			NA	
2-Nitrotoluene	-	0 / 18		NA			NA			NA			NA			NA			NA	
3-Nitrotoluene	-	0 / 18		NA			NA			NA			NA			NA			NA	
4-Amino-2,6-dinitrotoluene	-	0 / 18		NA			NA			NA			NA			NA			NA	
4-Nitrotoluene	-	0 / 18		NA			NA			NA			NA			NA			NA	
HMX	-	0 / 25	<	1.21	U	<	5.3	U	<	1.65	U	<	1.65	U	<	1.3	U		NA	
MNX	-	0 / 10		NA			NA			NA			NA			NA			NA	
Nitrobenzene	-	0 / 22	<	0.645	U	<	0.682	U		NA			NA			NA			NA	
RDX	1.77	4 / 26	<	1.17	U	<	0.416	U	<	2.11	U	<	2.11	U	1.77	NRL		0.2	NRL	
Tetryl	-	0 / 21		NA		<	1.24	U		NA			NA			NA			NA	

Notes:
< = less than reporting limit
µg/L = micrograms per liter
HMX = octahydro-1,3,5,7-tetranitro-1,3,5,7-tetrazocine
ID = identification number
J = estimated
LOQ = limit of quantification
MNX = mono-nitroso-RDX
NA = not analyzed
NRL = no reporting limit
Qual = qualifier
RDX = hexahydro-1,3,5-trinitro-1,3,5-triazine
RL = reporting limit
U = nondetect

TABLE E.1.4-27
CORNHUSKER ARMY AMMUNITION PLANT
WELL NW120-EXPLOSIVES

FIELD ID			NW120			NW120			NW120			NW120			NW120			NW120			NW120		
METHOD	Maximum	Detection	SW846 M8330			SW846 M8330			SW846 M8330			SW846 M8330			SW846 M8330			SW846 M8330			SW846 M8330		
COLLECT DATE	Detection	Frequency	None			3/1/2012			3/1/2012			3/3/2011			3/10/2010			3/5/2009			3/6/2008		
			Result	RL	Qual	Result	RL	Qual	Result	RL	Qual	Result	RL	Qual	Result	RL	Qual	Result	RL	Qual	Result	RL	Qual
EXPLOSIVES (µg/L)																							
1,3,5-Trinitrobenzene	-	0 / 22				<	0.8	U	<	0.8	U	<	0.8	U	<	1	U	<	0.48	U	<	0.48	U
1,3-Dinitrobenzene	-	0 / 22				<	0.8	U	<	0.8	U	<	0.8	U	<	0.4	U	<	0.48	U	<	0.48	U
2,4,6-Trinitrotoluene	-	0 / 22				<	0.8	U	<	0.8	U	<	0.8	U	<	0.4	U	<	0.48	U	<	0.48	U
2,4-Dinitrotoluene	-	0 / 22				<	0.8	U	<	0.8	U	<	0.8	U	<	0.4	U	<	0.48	U	<	0.48	U
2,6-Dinitrotoluene	-	0 / 22	**Not Sampled**			<	0.8	U	<	0.8	U	<	0.8	U	<	0.2	U	<	0.48	U	<	0.48	U
2-Amino-4,6-dinitrotoluene	-	0 / 21	**in 2014, 2015, 2016,**			<	0.8	U	<	0.8	U	<	0.8	U	<	0.2	U	<	0.48	U	<	0.48	U
2-Nitrotoluene	-	0 / 17	**2017, 2018**			<	0.8	U	<	0.8	U	<	0.8	U	<	0.4	U	<	0.48	U	<	0.48	U
3-Nitrotoluene	-	0 / 17				<	0.8	U	<	0.8	U	<	0.8	U	<	0.4	U	<	0.48	U	<	0.48	U
4-Amino-2,6-dinitrotoluene	-	0 / 17				<	1.4	U	<	1.4	U	<	0.8	U	<	0.2	U	<	0.48	U	<	0.48	U
4-Nitrotoluene	-	0 / 17				<	0.8	U	<	0.8	U	<	0.8	U	<	1	U	<	0.48	U	<	0.48	U
HMX	0.61 J	7 / 24				<	0.8	U	<	0.8	U	0.19	0.8	J	<	0.4	U	<	0.48	U	<	0.48	U
MNX	-	0 / 9				<	0.8	U	<	0.8	U	<	0.8	U	<	2	U	<	0.48	U	<	0.48	U
Nitrobenzene	-	0 / 21				<	0.8	U	<	0.8	U	<	0.8	U	<	0.4	U	<	0.48	U	<	0.48	U
RDX	2.88	14 / 26				<	0.8	U	<	0.8	U	1	0.8		<	0.2	U	<	0.48	U	<	0.48	U
Tetryl	-	0 / 20				<	0.8	U	<	0.8	U	<	0.8	U	<	0.24	U	<	0.48	U	<	0.48	U

Notes:
< = less than reporting limit
µg/L = micrograms per liter
HMX = octahydro-1,3,5,7-tetranitro-1,3,5,7-tetrazocine
ID = identification number
J = estimated
LOQ = limit of quantification
MNX = mono-nitroso-RDX
NA = not analyzed
NRL = no reporting limit
Qual = qualifier
RDX = hexahydro-1,3,5-trinitro-1,3,5-triazine
RL = reporting limit
U = nondetect

TABLE E.1.4-27
CORNHUSKER ARMY AMMUNITION PLANT
WELL NW120-EXPLOSIVES

FIELD ID			NW120			NW120			NW120			NW120			NW120			NW120			NW120		
METHOD	Maximum	Detection	SW846 M8330			SW846 M8330			SW846 M8330			SW846 M8330			SW846 M8330			SW846 M8330			SW846 M8330		
COLLECT DATE	Detection	Frequency	None			3/9/2006			3/9/2005			3/10/2004			3/12/2003			3/14/2002			3/15/2001		
			Result	RL	Qual	Result	RL	Qual	Result	RL	Qual	Result	RL	Qual	Result	RL	Qual	Result	RL	Qual	Result	RL	Qual
EXPLOSIVES (µg/L)																							
1,3,5-Trinitrobenzene	-	0 / 22				<	0.48	U	<	0.49	U	<	0.18	U	<	0.16	U	<	0.53	U	<	0.8	U
1,3-Dinitrobenzene	-	0 / 22				<	0.48	U	<	0.49	U	<	0.18	U	<	0.16	U	<	0.35	U	<	0.8	U
2,4,6-Trinitrotoluene	-	0 / 22				<	0.48	U	<	0.49	U	<	0.18	U	<	0.16	U	<	0.44	U	<	0.8	U
2,4-Dinitrotoluene	-	0 / 22				<	0.48	U	<	0.49	U	<	0.34	U	<	0.31	U	<	0.35	U	<	0.8	U
2,6-Dinitrotoluene	-	0 / 22	**No 2007 Sample**			<	0.48	U	<	0.49	U	<	0.34	U	<	0.31	U	<	1.4	U	<	0.8	U
2-Amino-4,6-dinitrotoluene	-	0 / 21	**Obstructed**			<	0.48	U	<	0.49	U	<	0.34	U	<	0.31	U	<	0.55	U	<	0.8	U
2-Nitrotoluene	-	0 / 17				<	0.48	U	<	0.49	U	<	0.34	U	<	0.31	U	<	1.1	U	<	0.8	U
3-Nitrotoluene	-	0 / 17				<	0.48	U	<	0.49	U	<	0.34	U	<	0.31	U	<	0.68	U	<	0.8	U
4-Amino-2,6-dinitrotoluene	-	0 / 17				<	0.48	U	<	0.49	U	<	0.34	U	<	0.31	U	<	0.92	U	<	0.8	U
4-Nitrotoluene	-	0 / 17				<	0.48	U	<	0.49	U	<	0.55	U	<	0.5	U	<	2.2	U	<	0.8	U
HMX	0.61 J	7 / 24				<	0.48	U	<	0.49	U	0.29	0.43	J	0.51	0.39		0.60	1.5	J	0.61	1	J
MNX	-	0 / 9				<	0.48	U	<	0.49	U	<	0.18	U		NA			NA			NA	
Nitrobenzene	-	0 / 21				<	0.48	U	<	0.49	U	<	0.18	U	<	0.16	U	<	0.62	U	<	0.8	U
RDX	2.88	14 / 26				<	0.48	U	<	0.49	U	0.25	0.18		0.49	0.16		0.84	0.88	J	0.97	0.8	
Tetryl	-	0 / 20				<	0.48	U	<	0.49	U	<	0.34	U	<	0.31	U	<	1.5	U	<	0.8	U

Notes:
< = less than reporting limit
µg/L = micrograms per liter
HMX = octahydro-1,3,5,7-tetranitro-1,3,5,7-tetrazocine
ID = identification number
J = estimated
LOQ = limit of quantification
MNX = mono-nitroso-RDX
NA = not analyzed
NRL = no reporting limit
Qual = qualifier
RDX = hexahydro-1,3,5-trinitro-1,3,5-triazine
RL = reporting limit
U = nondetect

TABLE E.1.4-27
CORNHUSKER ARMY AMMUNITION PLANT
WELL NW120-EXPLOSIVES

FIELD ID			NW120			NW120			NW120			NW120			NW120			NW120			NW120		
METHOD	Maximum	Detection	SW846 M8330			SW846 M8330			UW51			UW51			UW51			UW33			UW33		
COLLECT DATE	Detection	Frequency	3/16/2000			3/25/1999			6/15/1998			10/3/1997			2/18/1997			7/13/1994			6/11/1994		
			Result	RL	Qual	Result	RL	Qual	Result	RL	Qual	Result	RL	Qual	Result	RL	Qual	Result	RL	Qual	Result	RL	Qual
EXPLOSIVES (µg/L)																							
1,3,5-Trinitrobenzene	-	0 / 22	<	0.8	U	<	0.8	U	<	1.00	U	<	0.125	U	<	0.125	U	<	0.425	U	<	0.425	U
1,3-Dinitrobenzene	-	0 / 22	<	0.8	U	<	0.8	U	<	0.500	U	<	0.989	U	<	0.989	U	<	0.549	U	<	0.549	U
2,4,6-Trinitrotoluene	-	0 / 22	<	1.5	U	<	0.8	U	<	1.00	U	<	0.29	U	<	0.29	U	<	0.451	U	<	0.451	U
2,4-Dinitrotoluene	-	0 / 22	<	1.1	U	<	0.8	U	<	0.500	U	<	0.233	U	<	0.233	U	<	0.26	U	<	0.26	U
2,6-Dinitrotoluene	-	0 / 22	<	1.1	U	<	0.8	U	<	0.500	U	<	0.2	U	<	0.2	U	<	0.26	U	<	0.26	U
2-Amino-4,6-dinitrotoluene	-	0 / 21	<	1	U	<	0.8	U	<	0.500	U	<	0.173	U	<	0.173	U	<	0.244	U	<	0.244	U
2-Nitrotoluene	-	0 / 17	<	1.1	U	<	0.8	U	<	1.00	U	<	0.319	U	<	0.319	U		NA			NA	
3-Nitrotoluene	-	0 / 17	<	1.1	U	<	0.8	U	<	1.00	U	<	0.514	U	<	0.514	U		NA			NA	
4-Amino-2,6-dinitrotoluene	-	0 / 17	<	1	U	<	0.8	U	<	1.00	U	<	0.309	U	<	0.309	U		NA			NA	
4-Nitrotoluene	-	0 / 17	<	1.1	U	<	0.8	U	<	1.00	U	<	0.368	U	<	0.368	U		NA			NA	
HMX	0.61 J	7 / 24	<	0.8	U	0.513	0.8	J	<	0.500	U	<	0.16	U	0.404	0.16		<	0.563	U	<	0.563	U
MNX	-	0 / 9		NA			NA			NA			NA			NA			NA			NA	
Nitrobenzene	-	0 / 21	<	0.8	U	<	0.8	U	<	0.500	U	<	0.231	U	<	0.231	U	<	0.817	U	<	0.817	U
RDX	2.88	14 / 26	1	0.8		1.22	0.8		<	1.00	U	1.37	0.558		2.88	0.558		1.69	NRL		2.29	NRL	
Tetryl	-	0 / 20	<	1.3	U	<	0.8	U	<	0.500	U	<	0.253	U	<	0.253	U	<	1.18	U	<	1.18	U

Notes:
< = less than reporting limit
µg/L = micrograms per liter
HMX = octahydro-1,3,5,7-tetranitro-1,3,5,7-tetrazocine
ID = identification number
J = estimated
LOQ = limit of quantification
MNX = mono-nitroso-RDX
NA = not analyzed
NRL = no reporting limit
Qual = qualifier
RDX = hexahydro-1,3,5-trinitro-1,3,5-triazine
RL = reporting limit
U = nondetect

TABLE E.1.4-27
CORNHUSKER ARMY AMMUNITION PLANT
WELL NW120-EXPLOSIVES

FIELD ID			NW120			NW120			NW120			NW120			NW120			NW120			NW120		
METHOD	Maximum	Detection	UW32			UW25			UW14			UW14			UW01			3S			99		
COLLECT DATE	Detection	Frequency	9/2/1992			6/3/1991			10/18/1990			5/1/1990			5/24/1989			9/10/1985			11/29/1984		
			Result	RL	Qual	Result	RL	Qual	Result	RL	Qual	Result	RL	Qual	Result	RL	Qual	Result	RL	Qual	Result	RL	Qual
EXPLOSIVES (µg/L)																							
1,3,5-Trinitrobenzene	-	0 / 22	<	0.449	U	<	0.21	U		NA			NA			NA			NA		<	0.1	U
1,3-Dinitrobenzene	-	0 / 22	<	0.611	U	<	0.458	U		NA			NA			NA			NA		<	0.1	U
2,4,6-Trinitrotoluene	-	0 / 22	<	0.635	U	<	0.426	U		NA			NA			NA			NA		<	0.1	U
2,4-Dinitrotoluene	-	0 / 22	<	0.064	U	<	0.397	U		NA			NA			NA			NA		<	0.1	U
2,6-Dinitrotoluene	-	0 / 22	<	0.074	U	<	0.6	U		NA			NA			NA			NA		<	0.1	U
2-Amino-4,6-dinitrotoluene	-	0 / 21	<	0.158	U	<	0.8	U		NA			NA			NA			NA			NA	
2-Nitrotoluene	-	0 / 17		NA			NA			NA			NA			NA			NA			NA	
3-Nitrotoluene	-	0 / 17		NA			NA			NA			NA			NA			NA			NA	
4-Amino-2,6-dinitrotoluene	-	0 / 17		NA			NA			NA			NA			NA			NA			NA	
4-Nitrotoluene	-	0 / 17		NA			NA			NA			NA			NA			NA			NA	
HMX	0.61 J	7 / 24	<	1.21	U	<	0.533	U	<	1.65	U	<	1.65	U	<	1.3	U		NA			NA	
MNX	-	0 / 9		NA			NA			NA			NA			NA			NA			NA	
Nitrobenzene	-	0 / 21	<	0.645	U	<	0.682	U		NA			NA			NA			NA			NA	
RDX	2.88	14 / 26	<	1.17	U	0.828	NRL		<	2.11	U	<	2.11	U	<	0.63	U	<	8.61	U	0.2	NRL	
Tetryl	-	0 / 20		NA		<	0.631	U		NA			NA			NA			NA			NA	

Notes:
< = less than reporting limit
µg/L = micrograms per liter
HMX = octahydro-1,3,5,7-tetranitro-1,3,5,7-tetrazocine
ID = identification number
J = estimated
LOQ = limit of quantification
MNX = mono-nitroso-RDX
NA = not analyzed
NRL = no reporting limit
Qual = qualifier
RDX = hexahydro-1,3,5-trinitro-1,3,5-triazine
RL = reporting limit
U = nondetect

TABLE E.1.4-28
CORNHUSKER ARMY AMMUNITION PLANT
WELL NW121-EXPLOSIVES

FIELD ID			NW121			NW121			NW121			NW121			NW121			NW121			NW121		
METHOD	Maximum	Detection	SW846 M833			SW846 M833			SW846 M833			SW846 M8330			SW846 M8330			SW846 M8330			SW846 M8330		
COLLECT DATE	Detection	Frequency	None			3/6/2013			3/1/2012			3/3/2011			3/10/2010			3/5/2009			3/6/2008		
			Result	RL	Qual	Result	RL	Qual	Result	RL	Qual	Result	RL	Qual	Result	RL	Qual	Result	RL	Qual	Result	RL	Qual
EXPLOSIVES (µg/L)																							
1,3,5-Trinitrobenzene	-	0 / 23				<	0.8	U	<	0.8	U	<	0.8	U	<	1	U	<	0.48	U	<	0.48	U
1,3-Dinitrobenzene	-	0 / 23				<	0.8	U	<	0.8	U	<	0.8	U	<	0.4	U	<	0.48	U	<	0.48	U
2,4,6-Trinitrotoluene	-	0 / 23				<	0.8	U	<	0.8	U	<	0.8	U	<	0.4	U	<	0.48	U	<	0.48	U
2,4-Dinitrotoluene	-	0 / 23				<	0.8	U	<	0.8	U	<	0.8	U	<	0.4	U	<	0.48	U	<	0.48	U
2,6-Dinitrotoluene	-	0 / 23	**Not Sampled**			<	0.8	U	<	0.8	U	<	0.8	U	<	0.2	U	<	0.48	U	<	0.48	U
2-Amino-4,6-dinitrotoluene	-	0 / 23	**in 2014, 2015, 2016,**			<	0.8	U	<	0.8	U	<	0.8	U	<	0.2	U	<	0.48	U	<	0.48	U
2-Nitrotoluene	-	0 / 18	**2017, 2018**			<	0.8	U	<	0.8	U	<	0.8	U	<	0.4	U	<	0.48	U	<	0.48	U
3-Nitrotoluene	-	0 / 18				<	0.8	U	<	0.8	U	<	0.8	U	<	0.4	U	<	0.48	U	<	0.48	U
4-Amino-2,6-dinitrotoluene	-	0 / 18				<	1.4	U	<	1.4	U	<	0.8	U	<	0.2	U	<	0.48	U	<	0.48	U
4-Nitrotoluene	-	0 / 18				<	0.8	U	<	0.8	U	<	0.8	U	<	1	U	<	0.48	U	<	0.48	U
HMX	0.81	10 / 26				0.22	0.8	J	0.2	0.8	J	0.16	0.8	J	0.2	0.4	J	<	0.48	U	<	0.48	U
MNX	-	0 / 10				<	0.8	U	<	0.8	U	<	0.8	U	<	2	U	<	0.48	U	<	0.48	U
Nitrobenzene	-	0 / 23				<	0.8	U	<	0.8	U	<	0.8	U	<	0.4	U	<	0.48	U	<	0.48	U
RDX	-	0 / 27				<	0.8	U	<	0.8	U	<	0.8	U	<	0.2	U	<	0.48	U	<	0.48	U
Tetryl	0.954	1 / 22				<	1.6	U	<	0.8	U	<	0.8	U	<	0.24	U	<	0.48	U	<	0.48	U

Notes:
< = less than reporting limit
µg/L = micrograms per liter
HMX = octahydro-1,3,5,7-tetranitro-1,3,5,7-tetrazocine
ID = identification number
J = estimated
LOQ = limit of quantification
MNX = mono-nitroso-RDX
NA = not analyzed
NRL = no reporting limit
Qual = qualifier
RDX = hexahydro-1,3,5-trinitro-1,3,5-triazine
RL = reporting limit
U = nondetect

TABLE E.1.4-28
CORNHUSKER ARMY AMMUNITION PLANT
WELL NW121-EXPLOSIVES

FIELD ID			NW121			NW121			NW121			NW121			NW121			NW121			NW121		
METHOD	Maximum	Detection	SW846 M8330			SW846 M8330			SW846 M8330			SW846 M8330			SW846 M8330			SW846 M8330			SW846 M8330		
COLLECT DATE	Detection	Frequency	3/8/2007			3/9/2006			3/9/2005			3/10/2004			3/12/2003			3/14/2002			3/15/2001		
			Result	RL	Qual	Result	RL	Qual	Result	RL	Qual	Result	RL	Qual	Result	RL	Qual	Result	RL	Qual	Result	RL	Qual
EXPLOSIVES (µg/L)																							
1,3,5-Trinitrobenzene	-	0 / 23	<	0.49	U	<	0.48	U	<	0.53	U	<	0.18	U	<	0.21	U	<	0.40	U	<	0.8	U
1,3-Dinitrobenzene	-	0 / 23	<	0.49	U	<	0.48	U	<	0.53	U	<	0.18	U	<	0.21	U	<	0.26	U	<	0.8	U
2,4,6-Trinitrotoluene	-	0 / 23	<	0.49	U	<	0.48	U	<	0.53	U	<	0.18	U	<	0.21	U	<	0.33	U	<	0.8	U
2,4-Dinitrotoluene	-	0 / 23	<	0.49	U	<	0.48	U	<	0.53	U	<	0.36	U	<	0.4	U	<	0.26	U	<	0.8	U
2,6-Dinitrotoluene	-	0 / 23	<	0.49	U	<	0.48	U	<	0.53	U	<	0.36	U	<	0.4	U	<	1.0	U	<	0.8	U
2-Amino-4,6-dinitrotoluene	-	0 / 23	<	0.49	U	<	0.48	U	<	0.53	U	<	0.36	U	<	0.4	U	<	0.41	U	<	0.8	U
2-Nitrotoluene	-	0 / 18	<	0.49	U	<	0.48	U	<	0.53	U	<	0.36	U	<	0.4	U	<	0.81	U	<	0.8	U
3-Nitrotoluene	-	0 / 18	<	0.49	U	<	0.48	U	<	0.53	U	<	0.36	U	<	0.4	U	<	0.51	U	<	0.8	U
4-Amino-2,6-dinitrotoluene	-	0 / 18	<	0.49	U	<	0.48	U	<	0.53	U	<	0.36	U	<	0.4	U	<	0.69	U	<	0.8	U
4-Nitrotoluene	-	0 / 18	<	0.49	U	<	0.48	U	<	0.53	U	<	0.58	U	<	0.65	U	<	1.6	U	<	0.8	U
HMX	0.81	10 / 26	<	0.49	U	0.53	0.48		0.62	0.53		0.81	0.45		0.65	0.51		<	1.1	U	<	1	U
MNX	-	0 / 10	<	0.49	U	<	0.48	U	<	0.53	U	<	0.18	U		NA			NA			NA	
Nitrobenzene	-	0 / 23	<	0.49	U	<	0.48	U	<	0.53	U	<	0.18	U	<	0.21	U	<	0.46	U	<	0.8	U
RDX	-	0 / 27	<	0.49	U	<	0.48	U	<	0.53	U	<	0.18	U	<	0.21	U	<	0.66	U	<	0.8	U
Tetryl	0.954	1 / 22	<	0.49	U	<	0.48	U	<	0.53	U	<	0.36	U	<	0.4	U	<	1.1	U	<	0.8	U

Notes:
< = less than reporting limit
µg/L = micrograms per liter
HMX = octahydro-1,3,5,7-tetranitro-1,3,5,7-tetrazocine
ID = identification number
J = estimated
LOQ = limit of quantification
MNX = mono-nitroso-RDX
NA = not analyzed
NRL = no reporting limit
Qual = qualifier
RDX = hexahydro-1,3,5-trinitro-1,3,5-triazine
RL = reporting limit
U = nondetect

TABLE E.1.4-28
CORNHUSKER ARMY AMMUNITION PLANT
WELL NW121-EXPLOSIVES

FIELD ID			NW121			NW121			NW121			NW121			NW121			NW121			NW121		
METHOD	Maximum	Detection	SW846 M8330			SW846 M8330			UW51			UW51			UW51			UW33			UW33		
COLLECT DATE	Detection	Frequency	3/16/2000			3/25/1999			6/15/1998			10/3/1997			12/12/1996			7/13/1994			6/11/1994		
			Result	RL	Qual	Result	RL	Qual	Result	RL	Qual	Result	RL	Qual	Result	RL	Qual	Result	RL	Qual	Result	RL	Qual
EXPLOSIVES (µg/L)																							
1,3,5-Trinitrobenzene	-	0 / 23	<	0.8	U	<	0.8	U	<	1.00	UJ	<	0.125	U	<	0.125	U	<	0.425	U	<	0.425	U
1,3-Dinitrobenzene	-	0 / 23	<	0.8	U	<	0.8	U	<	0.500	UJ	<	0.989	U	<	0.989	U	<	0.549	U	<	0.549	U
2,4,6-Trinitrotoluene	-	0 / 23	<	1.5	U	<	0.8	U	<	1.00	UJ	<	0.29	U	<	0.29	U	<	0.451	U	<	0.451	U
2,4-Dinitrotoluene	-	0 / 23	<	1.1	U	<	0.8	U	<	0.500	UJ	<	0.233	U	<	0.233	U	<	0.26	U	<	0.26	U
2,6-Dinitrotoluene	-	0 / 23	<	1.1	U	<	0.8	U	<	0.500	UJ	<	0.2	U	<	0.2	U	<	0.26	U	<	0.26	U
2-Amino-4,6-dinitrotoluene	-	0 / 23	<	1	U	<	0.8	U	<	0.500	UJ	<	0.173	U	<	0.173	U	<	0.244	U	<	0.244	U
2-Nitrotoluene	-	0 / 18	<	1.1	U	<	0.8	U	<	1.00	UJ	<	0.319	U	<	0.319	U		NA			NA	
3-Nitrotoluene	-	0 / 18	<	1.1	U	<	0.8	U	<	1.00	UJ	<	0.514	U	<	0.514	U		NA			NA	
4-Amino-2,6-dinitrotoluene	-	0 / 18	<	1	U	<	0.8	U	<	1.00	UJ	<	0.309	U	<	0.309	U		NA			NA	
4-Nitrotoluene	-	0 / 18	<	1.1	U	<	0.8	U	<	1.00	UJ	<	0.368	U	<	0.368	U		NA			NA	
HMX	0.81	10 / 26	<	0.8	U	<	0.8	U	<	0.500	UJ	0.68	0.16		0.7	0.16		<	0.563	U	<	0.563	U
MNX	-	0 / 10		NA			NA			NA			NA			NA			NA			NA	
Nitrobenzene	-	0 / 23	<	0.8	U	<	0.8	U	<	0.500	UJ	<	0.231	U	<	0.231	U	<	0.817	U	<	0.817	U
RDX	-	0 / 27	<	0.8	U	<	0.8	U	<	1.00	UJ	<	0.558	U	<	0.558	U	<	0.412	U	<	0.412	U
Tetryl	0.954	1 / 22	<	1.3	U	<	0.8	U	<	0.500	UJ	<	0.253	U	<	0.253	U	<	1.18	U	<	1.18	U

Notes:
< = less than reporting limit
µg/L = micrograms per liter
HMX = octahydro-1,3,5,7-tetranitro-1,3,5,7-tetrazocine
ID = identification number
J = estimated
LOQ = limit of quantification
MNX = mono-nitroso-RDX
NA = not analyzed
NRL = no reporting limit
Qual = qualifier
RDX = hexahydro-1,3,5-trinitro-1,3,5-triazine
RL = reporting limit
U = nondetect

TABLE E.1.4-28
CORNHUSKER ARMY AMMUNITION PLANT
WELL NW121-EXPLOSIVES

FIELD ID			NW121			NW121			NW121			NW121			NW121			NW121			NW121		
METHOD	Maximum	Detection	UW32			UW33			UW25			UW14			UW14			UW01			38		
COLLECT DATE	Detection	Frequency	9/2/1992			7/23/1991			6/2/1991			10/18/1990			5/1/1990			5/24/1989			9/10/1985		
			Result	RL	Qual	Result	RL	Qual	Result	RL	Qual	Result	RL	Qual	Result	RL	Qual	Result	RL	Qual	Result	RL	Qual
EXPLOSIVES (µg/L)																							
1,3,5-Trinitrobenzene	-	0 / 23	<	0.449	U	<	0.425	U	<	0.21	U		NA			NA			NA			NA	
1,3-Dinitrobenzene	-	0 / 23	<	0.611	U	<	0.549	U	<	0.458	U		NA			NA			NA			NA	
2,4,6-Trinitrotoluene	-	0 / 23	<	0.635	U	<	0.451	U	<	0.426	U		NA			NA			NA			NA	
2,4-Dinitrotoluene	-	0 / 23	<	0.064	U	<	0.26	U	<	0.397	U		NA			NA			NA			NA	
2,6-Dinitrotoluene	-	0 / 23	<	0.074	U	<	0.26	U	<	0.6	U		NA			NA			NA			NA	
2-Amino-4,6-dinitrotoluene	-	0 / 23	<	0.158	U	<	1	U	<	0.8	U		NA			NA			NA			NA	
2-Nitrotoluene	-	0 / 18		NA			NA			NA			NA			NA			NA			NA	
3-Nitrotoluene	-	0 / 18		NA			NA			NA			NA			NA			NA			NA	
4-Amino-2,6-dinitrotoluene	-	0 / 18		NA			NA			NA			NA			NA			NA			NA	
4-Nitrotoluene	-	0 / 18		NA			NA			NA			NA			NA			NA			NA	
HMX	0.81	10 / 26	<	1.21	U	<	0.563	U	<	0.533	U	<	1.65	U	<	1.65	U	<	1.3	U		NA	
MNX	-	0 / 10		NA			NA			NA			NA			NA			NA			NA	
Nitrobenzene	-	0 / 23	<	0.645	U	<	0.817	U	<	0.682	U		NA			NA			NA			NA	
RDX	-	0 / 27	<	1.17	U	<	0.412	U		NA		<	2.11	U	<	2.11	U	<	0.63	U	<	8.61	U
Tetryl	0.954	1 / 22		NA		<	1.18	U	0.954	NRL			NA			NA			NA			NA	

Notes:
< = less than reporting limit
µg/L = micrograms per liter
HMX = octahydro-1,3,5,7-tetranitro-1,3,5,7-tetrazocine
ID = identification number
J = estimated
LOQ = limit of quantification
MNX = mono-nitroso-RDX
NA = not analyzed
NRL = no reporting limit
Qual = qualifier
RDX = hexahydro-1,3,5-trinitro-1,3,5-triazine
RL = reporting limit
U = nondetect

TABLE E.1.4-28
CORNHUSKER ARMY AMMUNITION PLANT
WELL NW121-EXPLOSIVES

FIELD ID			NW121		
METHOD	Maximum	Detection	99		
COLLECT DATE	Detection	Frequency	11/29/1984		
			Result	RL	Qual
EXPLOSIVES (µg/L)					
1,3,5-Trinitrobenzene	-	0 / 23		NA	
1,3-Dinitrobenzene	-	0 / 23		NA	
2,4,6-Trinitrotoluene	-	0 / 23		NA	
2,4-Dinitrotoluene	-	0 / 23		NA	
2,6-Dinitrotoluene	-	0 / 23		NA	
2-Amino-4,6-dinitrotoluene	-	0 / 23		NA	
2-Nitrotoluene	-	0 / 18		NA	
3-Nitrotoluene	-	0 / 18		NA	
4-Amino-2,6-dinitrotoluene	-	0 / 18		NA	
4-Nitrotoluene	-	0 / 18		NA	
HMX	0.81	10 / 26		NA	
MNX	-	0 / 10		NA	
Nitrobenzene	-	0 / 23		NA	
RDX	-	0 / 27	<	0.1	U
Tetryl	0.954	1 / 22		NA	

Notes:
< = less than reporting limit
µg/L = micrograms per liter
HMX = octahydro-1,3,5,7-tetranitro-1,3,5,7-tetrazocine
ID = identification number
J = estimated
LOQ = limit of quantification
MNX = mono-nitroso-RDX
NA = not analyzed
NRL = no reporting limit
Qual = qualifier
RDX = hexahydro-1,3,5-trinitro-1,3,5-triazine
RL = reporting limit
U = nondetect

TABLE E.1.4-29
CORNHUSKER ARMY AMMUNITION PLANT
WELL NW122-EXPLOSIVES

FIELD ID			NW122			NW122			NW122			NW122			NW122			NW122			NW122		
METHOD	Maximum	Detection	SW846 M8330			SW846 M8330			SW846 M8330			SW846 M8330			SW846 M8330			SW846 M8330			SW846 M8330		
COLLECT DATE	Detection	Frequency	None			3/6/2013			3/1/2012			3/3/2011			3/10/2010			3/5/2009			3/6/2008		
			Result	RL	Qual	Result	RL	Qual	Result	RL	Qual	Result	RL	Qual	Result	RL	Qual	Result	RL	Qual	Result	RL	Qual
EXPLOSIVES (µg/L)																							
1,3,5-Trinitrobenzene	-	0 / 23				<	0.8	U	<	0.8	U	<	0.8	U	<	1	U	<	0.48	UJ	<	0.49	U
1,3-Dinitrobenzene	-	0 / 23				<	0.8	U	<	0.8	U	<	0.8	U	<	0.41	U	<	0.48	UJ	<	0.49	U
2,4,6-Trinitrotoluene	-	0 / 23				<	0.8	U	<	0.8	U	<	0.8	U	<	0.41	U	<	0.48	UJ	<	0.49	U
2,4-Dinitrotoluene	-	0 / 23				<	0.8	U	<	0.8	U	<	0.8	U	<	0.41	U	<	0.48	UJ	<	0.49	U
2,6-Dinitrotoluene	-	0 / 23	**Not Sampled**			<	0.8	U	<	0.8	U	<	0.8	U	<	0.2	U	<	0.48	UJ	<	0.49	U
2-Amino-4,6-dinitrotoluene	-	0 / 23	**in 2014, 2015, 2016,**			<	0.8	U	<	0.8	U	<	0.8	U	<	0.2	U	<	0.48	UJ	<	0.49	U
2-Nitrotoluene	-	0 / 18	**2017, 2018**			<	0.8	U	<	0.8	U	<	0.8	U	<	0.41	U	<	0.48	UJ	<	0.49	U
3-Nitrotoluene	-	0 / 18				<	0.8	U	<	0.8	U	<	0.8	U	<	0.41	U	<	0.48	UJ	<	0.49	U
4-Amino-2,6-dinitrotoluene	-	0 / 18				<	1.4	U	<	1.4	U	<	0.8	U	<	0.2	U	<	0.48	UJ	<	0.49	U
4-Nitrotoluene	-	0 / 18				<	0.8	U	<	0.8	U	<	0.8	U	<	1	U	<	0.48	UJ	<	0.49	U
HMX	-	0 / 26				<	0.8	U	<	0.8	U	<	0.8	U	<	0.41	U	<	0.48	UJ	<	0.49	U
MNX	-	0 / 10				<	0.8	U	<	0.8	U	<	0.8	U	<	2	U	<	0.48	UJ	<	0.49	U
Nitrobenzene	-	0 / 23				<	0.8	U	<	0.8	U	<	0.8	U	<	0.41	U	<	0.48	UJ	<	0.49	U
RDX	1.9	2 / 27				<	0.8	U	<	0.8	U	<	0.8	U	<	0.2	U	<	0.48	UJ	<	0.49	U
Tetryl	0.756	1 / 22				<	1.6	U	<	0.8	U	<	0.8	U	<	0.25	U	<	0.48	UJ	<	0.49	U

Notes:
< = less than reporting limit
µg/L = micrograms per liter
HMX = octahydro-1,3,5,7-tetranitro-1,3,5,7-tetrazocine
ID = identification number
J = estimated
LOQ = limit of quantification
MNX = mono-nitroso-RDX
NA = not analyzed
NRL = no reporting limit
Qual = qualifier
RDX = hexahydro-1,3,5-trinitro-1,3,5-triazine
RL = reporting limit
U = nondetect

TABLE E.1.4-29
CORNHUSKER ARMY AMMUNITION PLANT
WELL NW122-EXPLOSIVES

FIELD ID			NW122			NW122			NW122			NW122			NW122			NW122			NW122		
METHOD	Maximum	Detection	SW846 M8330			SW846 M8330			SW846 M8330			SW846 M8330			SW846 M8330			SW846 M8330			SW846 M8330		
COLLECT DATE	Detection	Frequency	3/8/2007			3/9/2006			3/9/2005			3/10/2004			3/12/2003			3/14/2002			3/15/2001		
			Result	RL	Qual	Result	RL	Qual	Result	RL	Qual	Result	RL	Qual	Result	RL	Qual	Result	RL	Qual	Result	RL	Qual
EXPLOSIVES (µg/L)																							
1,3,5-Trinitrobenzene	-	0 / 23	<	0.49	U	<	0.48	U	<	0.51	U	<	0.26	U	<	0.17	U	<	0.44	U	<	0.8	U
1,3-Dinitrobenzene	-	0 / 23	<	0.49	U	<	0.48	U	<	0.51	U	<	0.26	U	<	0.17	U	<	0.29	U	<	0.8	U
2,4,6-Trinitrotoluene	-	0 / 23	<	0.49	U	<	0.48	U	<	0.51	U	<	0.26	U	<	0.17	U	<	0.37	U	<	0.8	U
2,4-Dinitrotoluene	-	0 / 23	<	0.49	U	<	0.48	U	<	0.51	U	<	0.5	U	<	0.34	U	<	0.29	U	<	0.8	U
2,6-Dinitrotoluene	-	0 / 23	<	0.49	U	<	0.48	U	<	0.51	U	<	0.5	U	<	0.34	U	<	1.1	U	<	0.8	U
2-Amino-4,6-dinitrotoluene	-	0 / 23	<	0.49	U	<	0.48	U	<	0.51	U	<	0.5	U	<	0.34	U	<	0.46	U	<	0.8	U
2-Nitrotoluene	-	0 / 18	<	0.49	U	<	0.48	U	<	0.51	U	<	0.5	U	<	0.34	U	<	0.90	U	<	0.8	U
3-Nitrotoluene	-	0 / 18	<	0.49	U	<	0.48	U	<	0.51	U	<	0.5	U	<	0.34	U	<	0.57	U	<	0.8	U
4-Amino-2,6-dinitrotoluene	-	0 / 18	<	0.49	U	<	0.48	U	<	0.51	U	<	0.5	U	<	0.34	U	<	0.77	U	<	0.8	U
4-Nitrotoluene	-	0 / 18	<	0.49	U	<	0.48	U	<	0.51	U	<	0.81	U	<	0.54	U	<	1.8	U	<	0.8	U
HMX	-	0 / 26	<	0.49	U	<	0.48	U	<	0.51	U	<	0.63	U	<	0.42	U	<	1.2	U	<	1	U
MNX	-	0 / 10	<	0.49	U	<	0.48	U	<	0.51	U	<	0.26	U		NA			NA			NA	
Nitrobenzene	-	0 / 23	<	0.49	U	<	0.48	U	<	0.51	U	<	0.26	U	<	0.17	U	<	0.51	U	<	0.8	U
RDX	1.9	2 / 27	<	0.49	U	<	0.48	U	<	0.51	U	<	0.26	U	<	0.17	U	<	0.73	U	<	0.8	U
Tetryl	0.756	1 / 22	<	0.49	U	<	0.48	U	<	0.51	U	<	0.5	U	<	0.34	U	<	1.2	U	<	0.8	U

Notes:
< = less than reporting limit
µg/L = micrograms per liter
HMX = octahydro-1,3,5,7-tetranitro-1,3,5,7-tetrazocine
ID = identification number
J = estimated
LOQ = limit of quantification
MNX = mono-nitroso-RDX
NA = not analyzed
NRL = no reporting limit
Qual = qualifier
RDX = hexahydro-1,3,5-trinitro-1,3,5-triazine
RL = reporting limit
U = nondetect

TABLE E.1.4-29
CORNHUSKER ARMY AMMUNITION PLANT
WELL NW122-EXPLOSIVES

FIELD ID			NW122			NW122			NW122			NW122			NW122			NW122			NW122		
METHOD	Maximum	Detection	SW846 M8330			SW846 M8330			UW51			UW51			UW51			UW33			UW33		
COLLECT DATE	Detection	Frequency	3/16/2000			3/25/1999			6/15/1998			10/3/1997			12/12/1996			7/13/1994			6/11/1994		
			Result	RL	Qual	Result	RL	Qual	Result	RL	Qual	Result	RL	Qual	Result	RL	Qual	Result	RL	Qual	Result	RL	Qual
EXPLOSIVES (µg/L)																							
1,3,5-Trinitrobenzene	-	0 / 23	<	0.8	U	<	0.8	U	<	1.00	U	<	0.125	U	<	0.125	U	<	0.425	U	<	0.425	U
1,3-Dinitrobenzene	-	0 / 23	<	0.8	U	<	0.8	U	<	0.500	U	<	0.989	U	<	0.989	U	<	0.549	U	<	0.549	U
2,4,6-Trinitrotoluene	-	0 / 23	<	1.5	U	<	0.8	U	<	1.00	U	<	0.29	U	<	0.29	U	<	0.451	U	<	0.451	U
2,4-Dinitrotoluene	-	0 / 23	<	1.1	U	<	0.8	U	<	0.500	U	<	0.233	U	<	0.233	U	<	0.26	U	<	0.26	U
2,6-Dinitrotoluene	-	0 / 23	<	1.1	U	<	0.8	U	<	0.500	U	<	0.2	U	<	0.2	U	<	0.26	U	<	0.26	U
2-Amino-4,6-dinitrotoluene	-	0 / 23	<	1	U	<	0.8	U	<	0.500	U	<	0.173	U	<	0.173	U	<	0.244	U	<	0.244	U
2-Nitrotoluene	-	0 / 18	<	1.1	U	<	0.8	U	<	1.00	U	<	0.319	U	<	0.319	U		NA			NA	
3-Nitrotoluene	-	0 / 18	<	1.1	U	<	0.8	U	<	1.00	U	<	0.514	U	<	0.514	U		NA			NA	
4-Amino-2,6-dinitrotoluene	-	0 / 18	<	1	U	<	0.8	U	<	1.00	U	<	0.309	U	<	0.309	U		NA			NA	
4-Nitrotoluene	-	0 / 18	<	1.1	U	<	0.8	U	<	1.00	U	<	0.368	U	<	0.368	U		NA			NA	
HMX	-	0 / 26	<	0.8	U	<	0.8	U	<	0.500	U	<	0.16	U	<	0.16	U	<	0.563	U	<	0.563	U
MNX	-	0 / 10		NA			NA			NA			NA			NA			NA			NA	
Nitrobenzene	-	0 / 23	<	0.8	U	<	0.8	U	<	0.500	U	<	0.231	U	<	0.231	U	<	0.817	U	<	0.817	U
RDX	1.9	2 / 27	<	0.8	U	<	0.8	U	<	1.00	U	<	0.558	U	<	0.558	U	<	0.412	U	<	0.412	U
Tetryl	0.756	1 / 22	<	1.3	U	<	0.8	U	<	0.500	U	<	0.253	U	<	0.253	U	<	1.18	U	<	1.18	U

Notes:
< = less than reporting limit
µg/L = micrograms per liter
HMX = octahydro-1,3,5,7-tetranitro-1,3,5,7-tetrazocine
ID = identification number
J = estimated
LOQ = limit of quantification
MNX = mono-nitroso-RDX
NA = not analyzed
NRL = no reporting limit
Qual = qualifier
RDX = hexahydro-1,3,5-trinitro-1,3,5-triazine
RL = reporting limit
U = nondetect

TABLE E.1.4-29
CORNHUSKER ARMY AMMUNITION PLANT
WELL NW122-EXPLOSIVES

FIELD ID			NW122			NW122			NW122			NW122			NW122			NW122			NW122		
METHOD	Maximum	Detection	UW32			UW33			UW25			UW14			UW14			UW01			38		
COLLECT DATE	Detection	Frequency	9/2/1992			7/23/1991			6/2/1991			10/18/1990			5/1/1990			5/24/1989			9/10/1985		
			Result	RL	Qual	Result	RL	Qual	Result	RL	Qual	Result	RL	Qual	Result	RL	Qual	Result	RL	Qual	Result	RL	Qual
EXPLOSIVES (µg/L)																							
1,3,5-Trinitrobenzene	-	0 / 23	<	0.449	U	<	0.425	U	<	0.21	U		NA			NA			NA			NA	
1,3-Dinitrobenzene	-	0 / 23	<	0.611	U	<	0.549	U	<	0.458	U		NA			NA			NA			NA	
2,4,6-Trinitrotoluene	-	0 / 23	<	0.635	U	<	0.451	U	<	0.426	U		NA			NA			NA			NA	
2,4-Dinitrotoluene	-	0 / 23	<	0.064	U	<	0.26	U	<	0.397	U		NA			NA			NA			NA	
2,6-Dinitrotoluene	-	0 / 23	<	0.074	U	<	0.26	U	<	0.6	U		NA			NA			NA			NA	
2-Amino-4,6-dinitrotoluene	-	0 / 23	<	0.158	U	<	1	U	<	0.8	U		NA			NA			NA			NA	
2-Nitrotoluene	-	0 / 18		NA			NA			NA			NA			NA			NA			NA	
3-Nitrotoluene	-	0 / 18		NA			NA			NA			NA			NA			NA			NA	
4-Amino-2,6-dinitrotoluene	-	0 / 18		NA			NA			NA			NA			NA			NA			NA	
4-Nitrotoluene	-	0 / 18		NA			NA			NA			NA			NA			NA			NA	
HMX	-	0 / 26	<	1.21	U	<	0.563	U	<	0.533	U	<	1.65	U	<	1.65	U	<	1.3	U		NA	
MNX	-	0 / 10		NA			NA			NA			NA			NA			NA			NA	
Nitrobenzene	-	0 / 23	<	0.645	U	<	0.817	U	<	0.682	U		NA			NA			NA			NA	
RDX	1.9	2 / 27	<	1.17	U	<	0.412	U		NA		<	2.11	U	<	2.11	U	1.9	NRL		<	8.61	U
Tetryl	0.756	1 / 22		NA		<	1.18	U	0.756	NRL			NA			NA			NA			NA	

Notes:
< = less than reporting limit
µg/L = micrograms per liter
HMX = octahydro-1,3,5,7-tetranitro-1,3,5,7-tetrazocine
ID = identification number
J = estimated
LOQ = limit of quantification
MNX = mono-nitroso-RDX
NA = not analyzed
NRL = no reporting limit
Qual = qualifier
RDX = hexahydro-1,3,5-trinitro-1,3,5-triazine
RL = reporting limit
U = nondetect

TABLE E.1.4-29
CORNHUSKER ARMY AMMUNITION PLANT
WELL NW122-EXPLOSIVES

FIELD ID			NW122		
METHOD	Maximum	Detection	99		
COLLECT DATE	Detection	Frequency	11/29/1984		
			Result	RL	Qual
EXPLOSIVES (µg/L)					
1,3,5-Trinitrobenzene	-	0 / 23		NA	
1,3-Dinitrobenzene	-	0 / 23		NA	
2,4,6-Trinitrotoluene	-	0 / 23		NA	
2,4-Dinitrotoluene	-	0 / 23		NA	
2,6-Dinitrotoluene	-	0 / 23		NA	
2-Amino-4,6-dinitrotoluene	-	0 / 23		NA	
2-Nitrotoluene	-	0 / 18		NA	
3-Nitrotoluene	-	0 / 18		NA	
4-Amino-2,6-dinitrotoluene	-	0 / 18		NA	
4-Nitrotoluene	-	0 / 18		NA	
HMX	-	0 / 26		NA	
MNX	-	0 / 10		NA	
Nitrobenzene	-	0 / 23		NA	
RDX	1.9	2 / 27	0.2	NRL	
Tetryl	0.756	1 / 22		NA	

Notes:
< = less than reporting limit
µg/L = micrograms per liter
HMX = octahydro-1,3,5,7-tetranitro-1,3,5,7-tetrazocine
ID = identification number
J = estimated
LOQ = limit of quantification
MNX = mono-nitroso-RDX
NA = not analyzed
NRL = no reporting limit
Qual = qualifier
RDX = hexahydro-1,3,5-trinitro-1,3,5-triazine
RL = reporting limit
U = nondetect

TABLE E.1.4-30
CORNHUSKER ARMY AMMUNITION PLANT
WELL NW130R-EXPLOSIVES

FIELD ID			NW130R			NW130R			NW130R			NW130R			NW130R			NW130R			NW130R		
METHOD	Maximum	Detection	SW846 M8330			SW846 M8330			SW846 M8330			SW846 M8330			SW846 M8330			SW846 M8330			SW846 M8330		
COLLECT DATE	Detection	Frequency	None			3/6/2013			3/1/2012			3/1/2011			3/8/2010			3/3/2009			3/4/2008		
			Result	RL	Qual	Result	RL	Qual	Result	RL	Qual	Result	RL	Qual	Result	RL	Qual	Result	RL	Qual	Result	RL	Qual
EXPLOSIVES (µg/L)																							
1,3,5-Trinitrobenzene	-	0 / 23				<	0.8	U	<	0.8	U	<	0.8	U	<	1	U	<	0.48	U	<	0.47	U
1,3-Dinitrobenzene	-	0 / 23				<	0.8	U	<	0.8	U	<	0.8	U	<	0.4	U	<	0.48	U	<	0.47	U
2,4,6-Trinitrotoluene	-	0 / 23				<	0.8	U	<	0.8	U	<	0.8	U	<	0.4	U	<	0.48	U	<	0.47	U
2,4-Dinitrotoluene	-	0 / 23				<	0.8	U	<	0.8	U	<	0.8	U	<	0.4	U	<	0.48	U	<	0.47	U
2,6-Dinitrotoluene	-	0 / 23	**Not Sampled**			<	0.8	U	<	0.8	U	<	0.8	U	<	0.2	U	<	0.48	U	<	0.47	U
2-Amino-4,6-dinitrotoluene	-	0 / 22	**in 2014, 2015, 2016,**			<	0.8	U	<	0.8	U	<	0.8	U	<	0.2	U	<	0.48	U	<	0.47	U
2-Nitrotoluene	-	0 / 18	**2017, 2018**			<	0.8	U	<	0.8	U	<	0.8	U	<	0.4	U	<	0.48	U	<	0.47	U
3-Nitrotoluene	-	0 / 18				<	0.8	U	<	0.8	U	<	0.8	U	<	0.4	U	<	0.48	U	<	0.47	U
4-Amino-2,6-dinitrotoluene	-	0 / 18				<	1.4	U	<	1.4	U	<	0.8	U	<	0.2	U	<	0.48	U	<	0.47	U
4-Nitrotoluene	-	0 / 18				<	0.8	U	<	0.8	U	<	0.8	U	<	1	U	<	0.48	U	<	0.47	U
HMX	-	0 / 25				<	0.8	U	<	0.8	U	<	0.8	U	<	0.4	U	<	0.48	U	<	0.47	U
MNX	-	0 / 10				<	0.8	U	<	0.8	U	<	0.8	U	<	2	U	<	0.48	U	<	0.47	U
Nitrobenzene	-	0 / 22				<	0.8	U	<	0.8	U	<	0.8	U	<	0.4	U	<	0.48	U	<	0.47	U
RDX	1.05	2 / 26				<	0.8	U	<	0.8	U	<	0.8	U	<	0.2	U	<	0.48	U	<	0.47	U
Tetryl	-	0 / 21				<	1.6	U	<	0.8	U	<	0.8	U	<	0.24	U	<	0.48	U	<	0.47	U

Notes:
*NW130 was abandoned and replaced by NW130R in 2004.

< = less than reporting limit
µg/L = micrograms per liter
HMX = octahydro-1,3,5,7-tetranitro-1,3,5,7-tetrazocine
ID = identification number
J = estimated
LOQ = limit of quantification
MNX = mono-nitroso-RDX
NA = not analyzed
NRL = no reporting limit
Qual = qualifier
RDX = hexahydro-1,3,5-trinitro-1,3,5-triazine
RL = reporting limit
U = nondetect

TABLE E.1.4-30
CORNHUSKER ARMY AMMUNITION PLANT
WELL NW130R-EXPLOSIVES

FIELD ID			NW130R			NW130R			NW130R			NW130R			NW130			NW130			NW130		
METHOD	Maximum	Detection	SW846 M8330			SW846 M8330			SW846 M8330			SW846 M8330			SW846 M8330			SW846 M8330			SW846 M8330		
COLLECT DATE	Detection	Frequency	3/6/2007			3/8/2006			3/8/2005			3/16/2004			3/11/2003			3/13/2002			3/14/2001		
			Result	RL	Qual	Result	RL	Qual	Result	RL	Qual	Result	RL	Qual	Result	RL	Qual	Result	RL	Qual	Result	RL	Qual
EXPLOSIVES (µg/L)																							
1,3,5-Trinitrobenzene	-	0 / 23	<	0.48	U	<	0.48	U	<	0.5	U	<	0.24	U	<	0.16	U	<	0.30	U	<	0.8	U
1,3-Dinitrobenzene	-	0 / 23	<	0.48	U	<	0.48	U	<	0.5	U	<	0.24	U	<	0.16	U	<	0.20	U	<	0.8	U
2,4,6-Trinitrotoluene	-	0 / 23	<	0.48	U	<	0.48	U	<	0.5	U	<	0.24	U	<	0.16	U	<	0.25	U	<	0.8	U
2,4-Dinitrotoluene	-	0 / 23	<	0.48	U	<	0.48	U	<	0.5	U	<	0.46	U	<	0.31	U	<	0.20	U	<	0.8	U
2,6-Dinitrotoluene	-	0 / 23	<	0.48	U	<	0.48	U	<	0.5	U	<	0.46	U	<	0.31	U	<	0.79	U	<	0.8	U
2-Amino-4,6-dinitrotoluene	-	0 / 22	<	0.48	U	<	0.48	U	<	0.5	U	<	0.46	U	<	0.31	U	<	0.32	U	<	0.8	U
2-Nitrotoluene	-	0 / 18	<	0.48	U	<	0.48	U	<	0.5	U	<	0.46	U	<	0.31	U	<	0.62	U	<	0.8	U
3-Nitrotoluene	-	0 / 18	<	0.48	U	<	0.48	U	<	0.5	U	<	0.46	U	<	0.31	U	<	0.39	U	<	0.8	U
4-Amino-2,6-dinitrotoluene	-	0 / 18	<	0.48	U	<	0.48	U	<	0.5	U	<	0.46	U	<	0.31	U	<	0.53	U	<	0.8	U
4-Nitrotoluene	-	0 / 18	<	0.48	U	<	0.48	U	<	0.5	U	<	0.74	U	<	0.5	U	<	1.3	U	<	0.8	U
HMX	-	0 / 25	<	0.48	U	<	0.48	U	<	0.5	U	<	0.58	U	<	0.39	U	<	0.86	U	<	1	U
MNX	-	0 / 10	<	0.48	U	<	0.48	U	<	0.5	U	<	0.24	U		NA			NA			NA	
Nitrobenzene	-	0 / 22	<	0.48	U	<	0.48	U	<	0.5	U	<	0.24	U	<	0.16	U	<	0.35	U	<	0.8	U
RDX	1.05	2 / 26	<	0.48	U	<	0.48	U	<	0.5	U	<	0.24	U	<	0.16	U	<	0.51	U	<	0.8	U
Tetryl	-	0 / 21	<	0.48	U	<	0.48	U	<	0.5	U	<	0.46	U	<	0.31	U	<	0.84	U	<	0.8	U

Notes:
*NW130 was abandoned and replaced by NW130R in 2004.

< = less than reporting limit
µg/L = micrograms per liter
HMX = octahydro-1,3,5,7-tetranitro-1,3,5,7-tetrazocine
ID = identification number
J = estimated
LOQ = limit of quantification
MNX = mono-nitroso-RDX
NA = not analyzed
NRL = no reporting limit
Qual = qualifier
RDX = hexahydro-1,3,5-trinitro-1,3,5-triazine
RL = reporting limit
U = nondetect

TABLE E.1.4-30
CORNHUSKER ARMY AMMUNITION PLANT
WELL NW130R-EXPLOSIVES

FIELD ID			NW130			NW130			NW130			NW130			NW130			NW130			NW130		
METHOD	Maximum	Detection	SW846 M8330			SW846 M8330			UW51			UW51			UW51			UW33			UW33		
COLLECT DATE	Detection	Frequency	3/13/2000			3/18/1999			6/25/1998			10/1/1997			2/19/1997			7/16/1994			6/9/1994		
			Result	RL	Qual	Result	RL	Qual	Result	RL	Qual	Result	RL	Qual	Result	RL	Qual	Result	RL	Qual	Result	RL	Qual
EXPLOSIVES (µg/L)																							
1,3,5-Trinitrobenzene	-	0 / 23	<	0.8	U	<	0.8	U	<	1.00	U	<	0.125	U	<	0.125	U	<	0.425	U	<	0.425	U
1,3-Dinitrobenzene	-	0 / 23	<	0.8	U	<	0.8	U	<	0.500	U	<	0.989	U	<	0.989	U	<	0.549	U	<	0.549	U
2,4,6-Trinitrotoluene	-	0 / 23	<	1.5	U	<	0.8	U	<	1.00	U	<	0.29	U	<	0.29	U	<	0.451	U	<	0.451	U
2,4-Dinitrotoluene	-	0 / 23	<	1.1	U	<	0.8	U	<	0.500	U	<	0.233	U	<	0.233	U	<	0.26	U	<	0.26	U
2,6-Dinitrotoluene	-	0 / 23	<	1.1	U	<	0.8	U	<	0.500	U	<	0.2	U	<	0.2	U	<	0.26	U	<	0.26	U
2-Amino-4,6-dinitrotoluene	-	0 / 22	<	1	U	<	0.8	U	<	0.500	U	<	0.173	U	<	0.173	U	<	0.244	U	<	0.244	U
2-Nitrotoluene	-	0 / 18	<	1.1	U	<	0.8	U	<	1.00	U	<	0.319	U	<	0.319	U		NA			NA	
3-Nitrotoluene	-	0 / 18	<	1.1	U	<	0.8	U	<	1.00	U	<	0.514	U	<	0.514	U		NA			NA	
4-Amino-2,6-dinitrotoluene	-	0 / 18	<	1	U	<	0.8	U	<	1.00	U	<	0.309	U	<	0.309	U		NA			NA	
4-Nitrotoluene	-	0 / 18	<	1.1	U	<	0.8	U	<	1.00	U	<	0.368	U	<	0.368	U		NA			NA	
HMX	-	0 / 25	<	0.8	U	<	0.8	U	<	0.500	U	<	0.16	U	<	0.16	U	<	0.563	U	<	0.563	U
MNX	-	0 / 10		NA			NA			NA			NA			NA			NA			NA	
Nitrobenzene	-	0 / 22	<	0.8	U	<	0.8	U	<	0.500	U	<	0.231	U	<	0.231	U	<	0.817	U	<	0.817	U
RDX	1.05	2 / 26	<	0.8	U	<	0.8	U	<	1.00	U	<	0.558	U	<	0.558	U	<	0.412	U	<	0.412	U
Tetryl	-	0 / 21	<	1.3	U	<	0.8	U	<	0.500	U	<	0.253	U	<	0.253	U	<	1.18	U	<	1.18	U

Notes:
*NW130 was abandoned and replaced by NW130R in 2004.

< = less than reporting limit
µg/L = micrograms per liter
HMX = octahydro-1,3,5,7-tetranitro-1,3,5,7-tetrazocine
ID = identification number
J = estimated
LOQ = limit of quantification
MNX = mono-nitroso-RDX
NA = not analyzed
NRL = no reporting limit
Qual = qualifier
RDX = hexahydro-1,3,5-trinitro-1,3,5-triazine
RL = reporting limit
U = nondetect

TABLE E.1.4-30
CORNHUSKER ARMY AMMUNITION PLANT
WELL NW130R-EXPLOSIVES

FIELD ID			NW130			NW130			NW130			NW130			NW130			NW130		
METHOD	Maximum	Detection	UW32			UW25			UW14			UW14			UW01			99		
COLLECT DATE	Detection	Frequency	9/3/1992			5/31/1991			10/17/1990			4/30/1990			5/24/1989			11/29/1984		
			Result	RL	Qual	Result	RL	Qual	Result	RL	Qual	Result	RL	Qual	Result	RL	Qual	Result	RL	Qual
EXPLOSIVES (µg/L)																				
1,3,5-Trinitrobenzene	-	0 / 23	<	0.449	U	<	0.21	U		NA			NA			NA		<	0.1	U
1,3-Dinitrobenzene	-	0 / 23	<	0.611	U	<	0.458	U		NA			NA			NA		<	0.1	U
2,4,6-Trinitrotoluene	-	0 / 23	<	0.635	U	<	0.426	U		NA			NA			NA		<	0.1	U
2,4-Dinitrotoluene	-	0 / 23	<	0.064	U	<	0.397	U		NA			NA			NA		<	0.1	U
2,6-Dinitrotoluene	-	0 / 23	<	0.074	U	<	0.6	U		NA			NA			NA		<	0.1	U
2-Amino-4,6-dinitrotoluene	-	0 / 22	<	0.158	U	<	0.8	U		NA			NA			NA			NA	
2-Nitrotoluene	-	0 / 18		NA			NA			NA			NA			NA			NA	
3-Nitrotoluene	-	0 / 18		NA			NA			NA			NA			NA			NA	
4-Amino-2,6-dinitrotoluene	-	0 / 18		NA			NA			NA			NA			NA			NA	
4-Nitrotoluene	-	0 / 18		NA			NA			NA			NA			NA			NA	
HMX	-	0 / 25	<	1.21	U	<	5.3	U	<	1.65	U	<	1.65	U	<	1.3	U		NA	
MNX	-	0 / 10		NA			NA			NA			NA			NA			NA	
Nitrobenzene	-	0 / 22	<	0.645	U	<	0.682	U		NA			NA			NA			NA	
RDX	1.05	2 / 26	<	1.17	U	<	0.416	U	<	2.11	U	<	2.11	U	1.05	NRL		0.4	NRL	
Tetryl	-	0 / 21		NA		<	0.631	U		NA			NA			NA			NA	

Notes:
*NW130 was abandoned and replaced by NW130R in 2004.

< = less than reporting limit
µg/L = micrograms per liter
HMX = octahydro-1,3,5,7-tetranitro-1,3,5,7-tetrazocine
ID = identification number
J = estimated
LOQ = limit of quantification
MNX = mono-nitroso-RDX
NA = not analyzed
NRL = no reporting limit
Qual = qualifier
RDX = hexahydro-1,3,5-trinitro-1,3,5-triazine
RL = reporting limit
U = nondetect

TABLE E.1.4-31
CORNHUSKER ARMY AMMUNITION PLANT
WELL NW131R-EXPLOSIVES

FIELD ID			NW131R			NW131R			NW131R			NW131R			NW131R			NW131R			NW131R		
METHOD	Maximum	Detection	SW846 M8330			SW846 M8330			SW846 M8330			SW846 M8330			SW846 M8330			SW846 M8330			SW846 M8330		
COLLECT DATE	Detection	Frequency	None			3/6/2013			3/1/2012			3/1/2011			3/8/2010			3/4/2009			3/4/2008		
			Result	RL	Qual	Result	RL	Qual	Result	RL	Qual	Result	RL	Qual	Result	RL	Qual	Result	RL	Qual	Result	RL	Qual
EXPLOSIVES (µg/L)																							
1,3,5-Trinitrobenzene	-	0 / 24				<	0.8	U	<	0.8	U	<	0.8	U	<	1	U	<	0.49	U	<	0.48	U
1,3-Dinitrobenzene	-	0 / 24				<	0.8	U	<	0.8	U	<	0.8	U	<	0.4	U	<	0.49	U	<	0.48	U
2,4,6-Trinitrotoluene	-	0 / 24				<	0.8	U	<	0.8	U	<	0.8	U	<	0.4	U	<	0.49	U	<	0.48	U
2,4-Dinitrotoluene	-	0 / 24				<	0.8	U	<	0.8	U	<	0.8	U	<	0.4	U	<	0.49	U	<	0.48	U
2,6-Dinitrotoluene	-	0 / 24	**Not Sampled**			<	0.8	U	<	0.8	U	<	0.8	U	<	0.2	U	<	0.49	U	<	0.48	U
2-Amino-4,6-dinitrotoluene	-	0 / 23	**in 2014, 2015, 2016,**			<	0.8	U	<	0.8	U	<	0.8	U	<	0.2	U	<	0.49	U	<	0.48	U
2-Nitrotoluene	-	0 / 18	**2017, 2018**			<	0.8	U	<	0.8	U	<	0.8	U	<	0.4	U	<	0.49	U	<	0.48	U
3-Nitrotoluene	-	0 / 18				<	0.8	U	<	0.8	U	<	0.8	U	<	0.4	U	<	0.49	U	<	0.48	U
4-Amino-2,6-dinitrotoluene	-	0 / 18				<	1.4	U	<	1.4	U	<	0.8	U	<	0.2	U	<	0.49	U	<	0.48	U
4-Nitrotoluene	-	0 / 18				<	0.8	U	<	0.8	U	<	0.8	U	<	1	U	<	0.49	U	<	0.48	U
HMX	-	0 / 26				<	0.8	U	<	0.8	U	<	0.8	U	<	0.4	U	<	0.49	U	<	0.48	U
MNX	-	0 / 10				<	0.8	U	<	0.8	U	<	0.8	U	<	2	U	<	0.49	U	<	0.48	U
Nitrobenzene	-	0 / 23				<	0.8	U	<	0.8	U	<	0.8	U	<	0.4	U	<	0.49	U	<	0.48	U
RDX	0.4	1 / 26				<	0.8	U	<	0.8	U	<	0.8	U	<	0.2	U	<	0.49	U	<	0.48	U
Tetryl	-	0 / 22				<	1.6	U	<	0.8	U	<	0.8	U	<	0.24	U	<	0.49	U	<	0.48	U

Notes:
*NW131 was abandoned and replaced by NW131R in 2004.

< = less than reporting limit
µg/L = micrograms per liter
HMX = octahydro-1,3,5,7-tetranitro-1,3,5,7-tetrazocine
ID = identification number
J = estimated
LOQ = limit of quantification
MNX = mono-nitroso-RDX
NA = not analyzed
NRL = no reporting limit
Qual = qualifier
RDX = hexahydro-1,3,5-trinitro-1,3,5-triazine
RL = reporting limit
U = nondetect

TABLE E.1.4-31
CORNHUSKER ARMY AMMUNITION PLANT
WELL NW131R-EXPLOSIVES

FIELD ID			NW131R			NW131R			NW131R			NW131R			NW131			NW131			NW131		
METHOD	Maximum	Detection	SW846 M8330			SW846 M8330			SW846 M8330			SW846 M8330			SW846 M8330			SW846 M8330			SW846 M8330		
COLLECT DATE	Detection	Frequency	3/5/2007			3/8/2006			3/9/2005			3/9/2004			3/11/2003			3/13/2002			3/14/2001		
			Result	RL	Qual	Result	RL	Qual	Result	RL	Qual	Result	RL	Qual	Result	RL	Qual	Result	RL	Qual	Result	RL	Qual
EXPLOSIVES (µg/L)																							
1,3,5-Trinitrobenzene	-	0 / 24	<	0.5	U	<	0.48	U	<	0.48	U	<	0.18	U	<	0.18	U	<	0.35	U	<	0.8	U
1,3-Dinitrobenzene	-	0 / 24	<	0.5	U	<	0.48	U	<	0.48	U	<	0.18	U	<	0.18	U	<	0.23	U	<	0.8	U
2,4,6-Trinitrotoluene	-	0 / 24	<	0.5	U	<	0.48	U	<	0.48	U	<	0.18	U	<	0.18	U	<	0.29	U	<	0.8	U
2,4-Dinitrotoluene	-	0 / 24	<	0.5	U	<	0.48	U	<	0.48	U	<	0.36	U	<	0.34	U	<	0.23	U	<	0.8	U
2,6-Dinitrotoluene	-	0 / 24	<	0.5	U	<	0.48	U	<	0.48	U	<	0.36	U	<	0.34	U	<	0.90	U	<	0.8	U
2-Amino-4,6-dinitrotoluene	-	0 / 23	<	0.5	U	<	0.48	U	<	0.48	U	<	0.36	U	<	0.34	U	<	0.36	U	<	0.8	U
2-Nitrotoluene	-	0 / 18	<	0.5	U	<	0.48	U	<	0.48	U	<	0.36	U	<	0.34	U	<	0.71	U	<	0.8	U
3-Nitrotoluene	-	0 / 18	<	0.5	U	<	0.48	U	<	0.48	U	<	0.36	U	<	0.34	U	<	0.45	U	<	0.8	U
4-Amino-2,6-dinitrotoluene	-	0 / 18	<	0.5	U	<	0.48	U	<	0.48	U	<	0.36	U	<	0.34	U	<	0.61	U	<	0.8	U
4-Nitrotoluene	-	0 / 18	<	0.5	U	<	0.48	U	<	0.48	U	<	0.58	U	<	0.55	U	<	1.5	U	<	0.8	U
HMX	-	0 / 26	<	0.5	U	<	0.48	U	<	0.48	U	<	0.45	U	<	0.43	U	<	0.99	U	<	1	U
MNX	-	0 / 10	<	0.5	U	<	0.48	U	<	0.48	U	<	0.18	U		NA			NA			NA	
Nitrobenzene	-	0 / 23	<	0.5	U	<	0.48	U	<	0.48	U	<	0.18	U	<	0.18	U	<	0.41	U	<	0.8	U
RDX	0.4	1 / 26	<	0.5	U	<	0.48	U	<	0.48	U	<	0.18	U	<	0.18	U	<	0.58	U	<	0.8	U
Tetryl	-	0 / 22	<	0.5	U	<	0.48	U	<	0.48	U	<	0.36	U	<	0.34	U	<	0.96	U	<	0.8	U

Notes:
*NW131 was abandoned and replaced by NW131R in 2004.

< = less than reporting limit
µg/L = micrograms per liter
HMX = octahydro-1,3,5,7-tetranitro-1,3,5,7-tetrazocine
ID = identification number
J = estimated
LOQ = limit of quantification
MNX = mono-nitroso-RDX
NA = not analyzed
NRL = no reporting limit
Qual = qualifier
RDX = hexahydro-1,3,5-trinitro-1,3,5-triazine
RL = reporting limit
U = nondetect

TABLE E.1.4-31
CORNHUSKER ARMY AMMUNITION PLANT
WELL NW131R-EXPLOSIVES

FIELD ID			NW131			NW131			NW131			NW131			NW131			NW131			NW131		
METHOD	Maximum	Detection	SW846 M8330			SW846 M8330			UW51			UW51			UW51			UW33			UW33		
COLLECT DATE	Detection	Frequency	3/13/2000			3/18/1999			6/25/1998			10/1/1997			2/19/1997			7/16/1994			6/9/1994		
			Result	RL	Qual	Result	RL	Qual	Result	RL	Qual	Result	RL	Qual	Result	RL	Qual	Result	RL	Qual	Result	RL	Qual
EXPLOSIVES (µg/L)																							
1,3,5-Trinitrobenzene	-	0 / 24	<	0.8	U	<	0.8	U	<	1.00	U	<	0.125	U	<	0.125	U	<	0.425	U	<	0.425	U
1,3-Dinitrobenzene	-	0 / 24	<	0.8	U	<	0.8	U	<	0.500	U	<	0.989	U	<	0.989	U	<	0.549	U	<	0.549	U
2,4,6-Trinitrotoluene	-	0 / 24	<	1.5	U	<	0.8	U	<	1.00	U	<	0.29	U	<	0.29	U	<	0.451	U	<	0.451	U
2,4-Dinitrotoluene	-	0 / 24	<	1.1	U	<	0.8	U	<	0.500	U	<	0.233	U	<	0.233	U	<	0.26	U	<	0.26	U
2,6-Dinitrotoluene	-	0 / 24	<	1.1	U	<	0.8	U	<	0.500	U	<	0.2	U	<	0.2	U	<	0.26	U	<	0.26	U
2-Amino-4,6-dinitrotoluene	-	0 / 23	<	1	U	<	0.8	U	<	0.500	U	<	0.173	U	<	0.173	U	<	0.244	U	<	0.244	U
2-Nitrotoluene	-	0 / 18	<	1.1	U	<	0.8	U	<	1.00	U	<	0.319	U	<	0.319	U		NA			NA	
3-Nitrotoluene	-	0 / 18	<	1.1	U	<	0.8	U	<	1.00	U	<	0.514	U	<	0.514	U		NA			NA	
4-Amino-2,6-dinitrotoluene	-	0 / 18	<	1	U	<	0.8	U	<	1.00	U	<	0.309	U	<	0.309	U		NA			NA	
4-Nitrotoluene	-	0 / 18	<	1.1	U	<	0.8	U	<	1.00	U	<	0.368	U	<	0.368	U		NA			NA	
HMX	-	0 / 26	<	0.8	U	<	0.8	U	<	0.500	U	<	0.16	U	<	0.16	U	<	0.563	U	<	0.563	U
MNX	-	0 / 10		NA			NA			NA			NA			NA			NA			NA	
Nitrobenzene	-	0 / 23	<	0.8	U	<	0.8	U	<	0.500	U	<	0.231	U	<	0.231	U	<	0.817	U	<	0.817	U
RDX	0.4	1 / 26	<	0.8	U	<	0.8	U	<	1.00	U	<	0.558	U	<	0.558	U	<	0.412	U	<	0.412	U
Tetryl	-	0 / 22	<	1.3	U	<	0.8	U	<	0.500	U	<	0.253	U	<	0.253	U	<	1.18	U	<	1.18	U

Notes:
*NW131 was abandoned and replaced by NW131R in 2004.

< = less than reporting limit
µg/L = micrograms per liter
HMX = octahydro-1,3,5,7-tetranitro-1,3,5,7-tetrazocine
ID = identification number
J = estimated
LOQ = limit of quantification
MNX = mono-nitroso-RDX
NA = not analyzed
NRL = no reporting limit
Qual = qualifier
RDX = hexahydro-1,3,5-trinitro-1,3,5-triazine
RL = reporting limit
U = nondetect

TABLE E.1.4-31
CORNHUSKER ARMY AMMUNITION PLANT
WELL NW131R-EXPLOSIVES

FIELD ID			NW131			NW131			NW131			NW131			NW131			NW131			NW131		
METHOD	Maximum	Detection	UW32			UW33			UW25			UW14			UW14			UW01			99		
COLLECT DATE	Detection	Frequency	9/3/1992			7/24/1991			6/2/1991			10/17/1990			4/30/1990			5/24/1989			11/29/1984		
			Result	RL	Qual	Result	RL	Qual	Result	RL	Qual	Result	RL	Qual	Result	RL	Qual	Result	RL	Qual	Result	RL	Qual
EXPLOSIVES (µg/L)																							
1,3,5-Trinitrobenzene	-	0 / 24	<	0.449	U	<	0.425	U	<	0.21	U		NA			NA			NA		<	0.1	U
1,3-Dinitrobenzene	-	0 / 24	<	0.611	U	<	0.549	U	<	0.458	U		NA			NA			NA		<	0.1	U
2,4,6-Trinitrotoluene	-	0 / 24	<	0.635	U	<	0.451	U	<	0.426	U		NA			NA			NA		<	0.1	U
2,4-Dinitrotoluene	-	0 / 24	<	0.064	U	<	0.26	U	<	0.397	U		NA			NA			NA		<	0.1	U
2,6-Dinitrotoluene	-	0 / 24	<	0.074	U	<	0.26	U	<	0.6	U		NA			NA			NA		<	0.1	U
2-Amino-4,6-dinitrotoluene	-	0 / 23	<	0.158	U	<	0.5	U	<	0.8	U		NA			NA			NA			NA	
2-Nitrotoluene	-	0 / 18		NA			NA			NA			NA			NA			NA			NA	
3-Nitrotoluene	-	0 / 18		NA			NA			NA			NA			NA			NA			NA	
4-Amino-2,6-dinitrotoluene	-	0 / 18		NA			NA			NA			NA			NA			NA			NA	
4-Nitrotoluene	-	0 / 18		NA			NA			NA			NA			NA			NA			NA	
HMX	-	0 / 26	<	1.21	U	<	0.563	U	<	5.3	U	<	1.65	U	<	1.65	U	<	1.3	U		NA	
MNX	-	0 / 10		NA			NA			NA			NA			NA			NA			NA	
Nitrobenzene	-	0 / 23	<	0.645	U	<	0.817	U	<	0.682	U		NA			NA			NA			NA	
RDX	0.4	1 / 26	<	1.17	U	<	0.412	U		NA		<	2.11	U	<	2.11	U	<	0.63	U	0.4	NRL	
Tetryl	-	0 / 22		NA		<	1.18	U	<	0.631	U		NA			NA			NA			NA	

Notes:
*NW131 was abandoned and replaced by NW131R in 2004.

< = less than reporting limit
µg/L = micrograms per liter
HMX = octahydro-1,3,5,7-tetranitro-1,3,5,7-tetrazocine
ID = identification number
J = estimated
LOQ = limit of quantification
MNX = mono-nitroso-RDX
NA = not analyzed
NRL = no reporting limit
Qual = qualifier
RDX = hexahydro-1,3,5-trinitro-1,3,5-triazine
RL = reporting limit
U = nondetect

TABLE E.1.4-32
CORNHUSKER ARMY AMMUNITION PLANT
WELL NW132R-EXPLOSIVES

FIELD ID			NW132R			NW132R			NW132R			NW132R			NW132R			NW132R			NW132R		
METHOD	Maximum	Detection	SW846 M8330			SW846 M8330			SW846 M8330			SW846 M8330			SW846 M8330			SW846 M8330			SW846 M8330		
COLLECT DATE	Detection	Frequency	None			3/6/2013			3/1/2012			3/1/2011			3/8/2010			3/4/2009			3/4/2008		
			Result	RL	Qual	Result	RL	Qual	Result	RL	Qual	Result	RL	Qual	Result	RL	Qual	Result	RL	Qual	Result	RL	Qual
EXPLOSIVES (µg/L)																							
1,3,5-Trinitrobenzene	-	0 / 24				<	0.8	U	<	0.8	U	<	0.8	U	<	1	U	<	0.48	U	<	0.48	U
1,3-Dinitrobenzene	-	0 / 24				<	0.8	U	<	0.8	U	<	0.8	U	<	0.4	U	<	0.48	U	<	0.48	U
2,4,6-Trinitrotoluene	-	0 / 24				<	0.8	U	<	0.8	U	<	0.8	U	<	0.4	U	<	0.48	U	<	0.48	U
2,4-Dinitrotoluene	-	0 / 24				<	0.8	U	<	0.8	U	<	0.8	U	<	0.4	U	<	0.48	U	<	0.48	U
2,6-Dinitrotoluene	-	0 / 24	**Not Sampled**			<	0.8	U	<	0.8	U	<	0.8	U	<	0.2	U	<	0.48	U	<	0.48	U
2-Amino-4,6-dinitrotoluene	-	0 / 22	**in 2014, 2015, 2016,**			<	0.8	U	<	0.8	U	<	0.8	U	<	0.2	U	<	0.48	U	<	0.48	U
2-Nitrotoluene	-	0 / 18	**2017, 2018**			<	0.8	U	<	0.8	U	<	0.8	U	<	0.4	U	<	0.48	U	<	0.48	U
3-Nitrotoluene	-	0 / 18				<	0.8	U	<	0.8	U	<	0.8	U	<	0.4	U	<	0.48	U	<	0.48	U
4-Amino-2,6-dinitrotoluene	-	0 / 18				<	1.4	U	<	1.4	U	<	0.8	U	<	0.2	U	<	0.48	U	<	0.48	U
4-Nitrotoluene	-	0 / 18				<	0.8	U	<	0.8	U	<	0.8	U	<	1	U	<	0.48	U	<	0.48	U
HMX	-	0 / 25				<	0.8	U	<	0.8	U	<	0.8	U	<	0.4	U	<	0.48	U	<	0.48	U
MNX	-	0 / 10				<	0.8	U	<	0.8	U	<	0.8	U	<	2	U	<	0.48	U	<	0.48	U
Nitrobenzene	-	0 / 22				<	0.8	U	<	0.8	U	<	0.8	U	<	0.4	U	<	0.48	U	<	0.48	U
RDX	2.4	2 / 27				<	0.8	U	<	0.8	U	<	0.8	U	<	0.2	U	<	0.48	U	<	0.48	U
Tetryl	-	0 / 21				<	1.6	U	<	0.8	U	<	0.8	U	<	0.24	U	<	0.48	U	<	0.48	U

Notes:
*NW132 was abandoned and replaced by NW132R in 2004.

< = less than reporting limit
µg/L = micrograms per liter
HMX = octahydro-1,3,5,7-tetranitro-1,3,5,7-tetrazocine
ID = identification number
J = estimated
LOQ = limit of quantification
MNX = mono-nitroso-RDX
NA = not analyzed
NRL = no reporting limit
Qual = qualifier
RDX = hexahydro-1,3,5-trinitro-1,3,5-triazine
RL = reporting limit
U = nondetect

TABLE E.1.4-32
CORNHUSKER ARMY AMMUNITION PLANT
WELL NW132R-EXPLOSIVES

FIELD ID			NW132R			NW132R			NW132R			NW132R			NW132			NW132			NW132		
METHOD	Maximum	Detection	SW846 M8330			SW846 M8330			SW846 M8330			SW846 M8330			SW846 M8330			SW846 M8330			SW846 M8330		
COLLECT DATE	Detection	Frequency	3/6/2007			3/8/2006			3/9/2005			3/9/2004			3/11/2003			3/12/2002			3/14/2001		
			Result	RL	Qual	Result	RL	Qual	Result	RL	Qual	Result	RL	Qual	Result	RL	Qual	Result	RL	Qual	Result	RL	Qual
EXPLOSIVES (µg/L)																							
1,3,5-Trinitrobenzene	-	0 / 24	<	0.51	U	<	0.48	U	<	0.49	U	<	0.18	U	<	0.18	U	<	0.30	U	<	0.8	U
1,3-Dinitrobenzene	-	0 / 24	<	0.51	U	<	0.48	U	<	0.49	U	<	0.18	U	<	0.18	U	<	0.20	U	<	0.8	U
2,4,6-Trinitrotoluene	-	0 / 24	<	0.51	U	<	0.48	U	<	0.49	U	<	0.18	U	<	0.18	U	<	0.25	U	<	0.8	U
2,4-Dinitrotoluene	-	0 / 24	<	0.51	U	<	0.48	U	<	0.49	U	<	0.34	U	<	0.34	U	<	0.20	U	<	0.8	U
2,6-Dinitrotoluene	-	0 / 24	<	0.51	U	<	0.48	U	<	0.49	U	<	0.34	U	<	0.34	U	<	0.78	U	<	0.8	U
2-Amino-4,6-dinitrotoluene	-	0 / 22	<	0.51	U	<	0.48	U	<	0.49	U	<	0.34	U	<	0.34	U	<	0.31	U	<	0.8	U
2-Nitrotoluene	-	0 / 18	<	0.51	U	<	0.48	U	<	0.49	U	<	0.34	U	<	0.34	U	<	0.61	U	<	0.8	U
3-Nitrotoluene	-	0 / 18	<	0.51	U	<	0.48	U	<	0.49	U	<	0.34	U	<	0.34	U	<	0.39	U	<	0.8	U
4-Amino-2,6-dinitrotoluene	-	0 / 18	<	0.51	U	<	0.48	U	<	0.49	U	<	0.34	U	<	0.34	U	<	0.52	U	<	0.8	U
4-Nitrotoluene	-	0 / 18	<	0.51	U	<	0.48	U	<	0.49	U	<	0.55	U	<	0.55	U	<	1.2	U	<	0.8	U
HMX	-	0 / 25	<	0.51	U	<	0.48	U	<	0.49	U	<	0.43	U	<	0.43	U	<	0.85	U	<	1	U
MNX	-	0 / 10	<	0.51	U	<	0.48	U	<	0.49	U	<	0.18	U		NA			NA			NA	
Nitrobenzene	-	0 / 22	<	0.51	U	<	0.48	U	<	0.49	U	<	0.18	U	<	0.18	U	<	0.35	U	<	0.8	U
RDX	2.4	2 / 27	<	0.51	U	<	0.48	U	<	0.49	U	<	0.18	U	<	0.18	U	<	0.50	U	<	0.8	U
Tetryl	-	0 / 21	<	0.51	U	<	0.48	U	<	0.49	U	<	0.34	U	<	0.34	U	<	0.82	U	<	0.8	U

Notes:
*NW132 was abandoned and replaced by NW132R in 2004.

< = less than reporting limit
µg/L = micrograms per liter
HMX = octahydro-1,3,5,7-tetranitro-1,3,5,7-tetrazocine
ID = identification number
J = estimated
LOQ = limit of quantification
MNX = mono-nitroso-RDX
NA = not analyzed
NRL = no reporting limit
Qual = qualifier
RDX = hexahydro-1,3,5-trinitro-1,3,5-triazine
RL = reporting limit
U = nondetect

TABLE E.1.4-32
CORNHUSKER ARMY AMMUNITION PLANT
WELL NW132R-EXPLOSIVES

FIELD ID			NW132			NW132			NW132			NW132			NW132			NW132			NW132		
METHOD	Maximum	Detection	SW846 M8330			SW846 M8330			UW51			UW51			UW51			UW33			UW33		
COLLECT DATE	Detection	Frequency	3/13/2000			3/18/1999			6/25/1998			10/1/1997			2/19/1997			7/16/1994			6/9/1994		
			Result	RL	Qual	Result	RL	Qual	Result	RL	Qual	Result	RL	Qual	Result	RL	Qual	Result	RL	Qual	Result	RL	Qual
EXPLOSIVES (µg/L)																							
1,3,5-Trinitrobenzene	-	0 / 24	<	0.8	U	<	0.8	U	<	1.00	U	<	0.125	U	<	0.125	U	<	0.425	U	<	0.425	U
1,3-Dinitrobenzene	-	0 / 24	<	0.8	U	<	0.8	U	<	0.500	U	<	0.989	U	<	0.989	U	<	0.549	U	<	0.549	U
2,4,6-Trinitrotoluene	-	0 / 24	<	1.5	U	<	0.8	U	<	1.00	U	<	0.29	U	<	0.29	U	<	0.451	U	<	0.451	U
2,4-Dinitrotoluene	-	0 / 24	<	1.1	U	<	0.8	U	<	0.500	U	<	0.233	U	<	0.233	U	<	0.26	U	<	0.26	U
2,6-Dinitrotoluene	-	0 / 24	<	1.1	U	<	0.8	U	<	0.500	U	<	0.2	U	<	0.2	U	<	0.26	U	<	0.26	U
2-Amino-4,6-dinitrotoluene	-	0 / 22	<	1	U	<	0.8	U	<	0.500	U	<	0.173	U	<	0.173	U	<	0.244	U	<	0.244	U
2-Nitrotoluene	-	0 / 18	<	1.1	U	<	0.8	U	<	1.00	U	<	0.319	U	<	0.319	U		NA			NA	
3-Nitrotoluene	-	0 / 18	<	1.1	U	<	0.8	U	<	1.00	U	<	0.514	U	<	0.514	U		NA			NA	
4-Amino-2,6-dinitrotoluene	-	0 / 18	<	1	U	<	0.8	U	<	1.00	U	<	0.309	U	<	0.309	U		NA			NA	
4-Nitrotoluene	-	0 / 18	<	1.1	U	<	0.8	U	<	1.00	U	<	0.368	U	<	0.368	U		NA			NA	
HMX	-	0 / 25	<	0.8	U	<	0.8	U	<	0.500	U	<	0.16	U	<	0.16	U	<	0.563	U	<	0.563	U
MNX	-	0 / 10		NA			NA			NA			NA			NA			NA			NA	
Nitrobenzene	-	0 / 22	<	0.8	U	<	0.8	U	<	0.500	U	<	0.231	U	<	0.231	U	<	0.817	U	<	0.817	U
RDX	2.4	2 / 27	<	0.8	U	<	0.8	U	<	1.00	U	<	0.558	U	<	0.558	U	<	0.412	U	<	0.412	U
Tetryl	-	0 / 21	<	1.3	U	<	0.8	U	<	0.500	U	<	0.253	U	<	0.253	U	<	1.18	U	<	1.18	U

Notes:
*NW132 was abandoned and replaced by NW132R in 2004.

< = less than reporting limit
µg/L = micrograms per liter
HMX = octahydro-1,3,5,7-tetranitro-1,3,5,7-tetrazocine
ID = identification number
J = estimated
LOQ = limit of quantification
MNX = mono-nitroso-RDX
NA = not analyzed
NRL = no reporting limit
Qual = qualifier
RDX = hexahydro-1,3,5-trinitro-1,3,5-triazine
RL = reporting limit
U = nondetect

TABLE E.1.4-32
CORNHUSKER ARMY AMMUNITION PLANT
WELL NW132R-EXPLOSIVES

FIELD ID			NW132			NW132			NW132			NW132			NW132			NW132			NW132		
METHOD	Maximum	Detection	UW32			UW25			UW14			UW14			UW01			99			99		
COLLECT DATE	Detection	Frequency	9/3/1992			6/3/1991			10/17/1990			4/30/1990			5/24/1989			3/15/1985			11/29/1984		
			Result	RL	Qual	Result	RL	Qual	Result	RL	Qual	Result	RL	Qual	Result	RL	Qual	Result	RL	Qual	Result	RL	Qual
EXPLOSIVES (µg/L)																							
1,3,5-Trinitrobenzene	-	0 / 24	<	0.449	U	<	0.21	U		NA			NA			NA		<	0.1	U	<	0.1	U
1,3-Dinitrobenzene	-	0 / 24	<	0.611	U	<	0.458	U		NA			NA			NA		<	0.1	U	<	0.1	U
2,4,6-Trinitrotoluene	-	0 / 24	<	0.635	U	<	0.426	U		NA			NA			NA		<	0.1	U	<	0.1	U
2,4-Dinitrotoluene	-	0 / 24	<	0.064	U	<	0.397	U		NA			NA			NA		<	0.1	U	<	0.1	U
2,6-Dinitrotoluene	-	0 / 24	<	0.074	U	<	0.6	U		NA			NA			NA		<	0.1	U	<	0.1	U
2-Amino-4,6-dinitrotoluene	-	0 / 22	<	0.158	U	<	0.8	U		NA			NA			NA			NA			NA	
2-Nitrotoluene	-	0 / 18		NA			NA			NA			NA			NA			NA			NA	
3-Nitrotoluene	-	0 / 18		NA			NA			NA			NA			NA			NA			NA	
4-Amino-2,6-dinitrotoluene	-	0 / 18		NA			NA			NA			NA			NA			NA			NA	
4-Nitrotoluene	-	0 / 18		NA			NA			NA			NA			NA			NA			NA	
HMX	-	0 / 25	<	1.21	U	<	5.3	U	<	1.65	U	<	1.65	U	<	1.3	U		NA			NA	
MNX	-	0 / 10		NA			NA			NA			NA			NA			NA			NA	
Nitrobenzene	-	0 / 22	<	0.645	U	<	0.682	U		NA			NA			NA			NA			NA	
RDX	2.4	2 / 27	<	1.17	U	<	0.416	U	<	2.11	U	<	2.11	U	<	0.63	U	1.4	NRL		2.4	NRL	
Tetryl	-	0 / 21		NA		<	0.874	U		NA			NA			NA			NA			NA	

Notes:
*NW132 was abandoned and replaced by NW132R in 2004.

< = less than reporting limit
µg/L = micrograms per liter
HMX = octahydro-1,3,5,7-tetranitro-1,3,5,7-tetrazocine
ID = identification number
J = estimated
LOQ = limit of quantification
MNX = mono-nitroso-RDX
NA = not analyzed
NRL = no reporting limit
Qual = qualifier
RDX = hexahydro-1,3,5-trinitro-1,3,5-triazine
RL = reporting limit
U = nondetect

TABLE E.1.5-1
CORNHUSKER ARMY AMMUNITION PLANT
FEEDLOT WELL CA350-EXPLOSIVES

FIELD ID			CA350			CA350			CA350			CA350			CA350			CA350			CA350		
METHOD	Maximum	Detection	SW846 M8330			SW846 M8330			SW846 M8330			SW846 M8330			SW846 M8330			SW846 M8330			SW846 M8330		
COLLECT DATE	Detection	Frequency	None			3/20/2013			3/7/2012			3/9/2011			3/11/2010			3/11/2009			3/10/2008		
			Result	RL	Qual	Result	RL	Qual	Result	RL	Qual	Result	RL	Qual	Result	RL	Qual	Result	RL	Qual	Result	RL	Qual
EXPLOSIVES (µg/L)																							
1,3,5-Trinitrobenzene	-	0 / 12				<	0.8	U	<	0.8	U	<	0.8	U	<	1	U	<	0.48	U	<	0.48	U
1,3-Dinitrobenzene	-	0 / 12				<	0.8	U	<	0.8	U	<	0.8	U	<	0.4	U	<	0.48	U	<	0.48	U
2,4,6-Trinitrotoluene	-	0 / 12				<	0.8	U	<	0.8	U	<	0.8	U	<	0.4	U	<	0.48	U	<	0.48	U
2,4-Dinitrotoluene	-	0 / 12				<	0.8	U	<	0.8	U	<	0.8	U	<	0.4	U	<	0.48	U	<	0.48	U
2,6-Dinitrotoluene	-	0 / 12	**Abandoned**			<	0.8	U	<	0.8	U	<	0.8	U	<	0.2	U	<	0.48	U	<	0.48	U
2-Amino-4,6-dinitrotoluene	-	0 / 12	**2013**			<	0.8	U	<	0.8	U	<	0.8	U	<	0.2	U	<	0.48	U	<	0.48	U
2-Nitrotoluene	-	0 / 12				<	0.8	U	<	0.8	U	<	0.8	U	<	0.4	U	<	0.48	U	<	0.48	U
3-Nitrotoluene	-	0 / 12				<	0.8	U	<	0.8	U	<	0.8	U	<	0.4	U	<	0.48	U	<	0.48	U
4-Amino-2,6-dinitrotoluene	-	0 / 12				<	1.4	U	<	1.4	U	<	0.8	U	<	0.2	U	<	0.48	U	<	0.48	U
4-Nitrotoluene	-	0 / 12				<	0.8	U	<	0.8	U	<	0.8	U	<	1	U	<	0.48	U	<	0.48	U
HMX	2.2	7 / 12				<	0.8	U	0.52	0.8	J	<	0.8	J	1.1	0.4		1.7	0.48		2.2	0.48	
MNX		0 / 6				<	0.8	U	<	0.8	U	<	0.8	U	<	2	U	<	0.48	U	<	0.48	U
Nitrobenzene	-	0 / 12				<	0.8	U	<	0.8	U	<	0.8	U	<	0.4	U	<	0.48	U	<	0.48	U
RDX	0.21 J	1 / 12				<	0.8	U	<	0.8	UJ	<	0.8	U	<	0.2	U	<	0.48	U	<	0.48	U
Tetryl	-	0 / 12				<	1.6	U	<	0.8	U	<	0.8	U	<	0.24	U	<	0.48	U	<	0.48	U

Notes:
< = less than reporting limit
µg/L = micrograms per liter
HMX = octahydro-1,3,5,7-tetranitro-1,3,5,7-tetrazocine
ID = identification number
J = estimated
MNX = mono-nitroso-RDX
NA = not analyzed
NRL = no reporting limit
Qual = qualifier
RDX = hexahydro-1,3,5-trinitro-1,3,5-triazine
RL = reporting limit
U = nondetect

TABLE E.1.5-1
CORNHUSKER ARMY AMMUNITION PLANT
FEEDLOT WELL CA350-EXPLOSIVES

FIELD ID			CA350			CA350			CA350			CA350			CA350			CA350			CA350		
METHOD	Maximum	Detection	SW846 M8330			SW846 M8330			SW846 M8330			SW846 M8330			SW846 M8330			SW846 M8330			SW846 M8330		
COLLECT DATE	Detection	Frequency	None			None			None			None			3/24/2003			3/26/2002			4/2/2001		
			Result	RL	Qual	Result	RL	Qual	Result	RL	Qual	Result	RL	Qual	Result	RL	Qual	Result	RL	Qual	Result	RL	Qual
EXPLOSIVES (µg/L)																							
1,3,5-Trinitrobenzene	-	0 / 12													<	0.24	U	<	0.28	U	<	0.8	U
1,3-Dinitrobenzene	-	0 / 12													<	0.24	U	<	0.18	U	<	0.8	U
2,4,6-Trinitrotoluene	-	0 / 12													<	0.24	U	<	0.23	U	<	0.8	U
2,4-Dinitrotoluene	-	0 / 12													<	0.46	U	<	0.18	U	<	0.8	U
2,6-Dinitrotoluene	-	0 / 12	**No 2007 Sample**			**No 2006 Sample**			**No 2005 Sample**			**No 2004 Sample**			<	0.46	U	<	0.71	U	<	0.8	U
2-Amino-4,6-dinitrotoluene	-	0 / 12	**Well Dry**			**Well Dry**			**Well Dry**			**Well Dry**			<	0.46	U	<	0.29	U	<	0.8	U
2-Nitrotoluene	-	0 / 12													<	0.46	U	<	0.56	U	<	0.8	U
3-Nitrotoluene	-	0 / 12													<	0.46	U	<	0.36	U	<	0.8	U
4-Amino-2,6-dinitrotoluene	-	0 / 12													<	0.46	U	<	0.48	U	<	0.8	U
4-Nitrotoluene	-	0 / 12													<	0.74	U	<	1.2	U	<	0.8	U
HMX	2.2	7 / 12													1.7	0.58		0.82	0.78		<	1	U
MNX		0 / 6														NA			NA			NA	
Nitrobenzene	-	0 / 12													<	0.24	U	<	0.32	U	<	0.8	U
RDX	0.21 J	1 / 12													0.21	0.24	J	<	0.46	U	<	0.8	U
Tetryl	-	0 / 12													<	0.46	U	<	0.76	U	<	0.8	U

Notes:
< = less than reporting limit
µg/L = micrograms per liter
HMX = octahydro-1,3,5,7-tetranitro-1,3,5,7-tetrazocine
ID = identification number
J = estimated
MNX = mono-nitroso-RDX
NA = not analyzed
NRL = no reporting limit
Qual = qualifier
RDX = hexahydro-1,3,5-trinitro-1,3,5-triazine
RL = reporting limit
U = nondetect

TABLE E.1.5-1
CORNHUSKER ARMY AMMUNITION PLANT
FEEDLOT WELL CA350-EXPLOSIVES

FIELD ID			CA350			CA350			CA350		
METHOD	Maximum	Detection	SW846 M8330			SW846 M8330			UW51		
COLLECT DATE	Detection	Frequency	3/22/2000			4/1/1999			6/17/1998		
			Result	RL	Qual	Result	RL	Qual	Result	RL	Qual
EXPLOSIVES (µg/L)											
1,3,5-Trinitrobenzene	-	0 / 12	<	0.8	U	<	0.8	U	<	1.00	U
1,3-Dinitrobenzene	-	0 / 12	<	0.8	U	<	0.8	U	<	0.500	U
2,4,6-Trinitrotoluene	-	0 / 12	<	1.5	U	<	0.8	U	<	1.00	U
2,4-Dinitrotoluene	-	0 / 12	<	1.1	U	<	0.8	U	<	0.500	U
2,6-Dinitrotoluene	-	0 / 12	<	1.1	U	<	0.8	U	<	0.500	U
2-Amino-4,6-dinitrotoluene	-	0 / 12	<	1	U	<	0.8	U	<	0.500	U
2-Nitrotoluene	-	0 / 12	<	1.1	U	<	0.8	U	<	1.00	U
3-Nitrotoluene	-	0 / 12	<	1.1	U	<	0.8	U	<	1.00	U
4-Amino-2,6-dinitrotoluene	-	0 / 12	<	1	U	<	0.8	U	<	1.00	U
4-Nitrotoluene	-	0 / 12	<	1.1	U	<	0.8	U	<	1.00	U
HMX	2.2	7 / 12	<	0.8	U	0.71	0.8	J	<	0.500	U
MNX		0 / 6		NA			NA			NA	
Nitrobenzene	-	0 / 12	<	0.8	U	<	0.8	U	<	0.500	U
RDX	0.21 J	1 / 12	<	0.8	U	<	0.8	U	<	1.00	U
Tetryl	-	0 / 12	<	1.3	U	<	0.8	U	<	0.500	U

Notes:
< = less than reporting limit
µg/L = micrograms per liter
HMX = octahydro-1,3,5,7-tetranitro-1,3,5,7-tetrazocine
ID = identification number
J = estimated
MNX = mono-nitroso-RDX
NA = not analyzed
NRL = no reporting limit
Qual = qualifier
RDX = hexahydro-1,3,5-trinitro-1,3,5-triazine
RL = reporting limit
U = nondetect

TABLE E.1.5-2
CORNHUSKER ARMY AMMUNITION PLANT
FEEDLOT WELL CA351-EXPLOSIVES

FIELD ID			CA351			CA351			CA351			CA351			CA351			CA351			CA351		
METHOD	Maximum	Detection	SW846 M8330			SW846 M8330			SW846 M8330			SW846 M8330			SW846 M8330			SW846 M8330			SW846 M8330		
COLLECT DATE	Detection	Frequency	None			3/20/2013			3/7/2012			3/9/2011			3/11/2010			3/11/2009			3/10/2008		
			Result	RL	Qual	Result	RL	Qual	Result	RL	Qual	Result	RL	Qual	Result	RL	Qual	Result	RL	Qual	Result	RL	Qual
EXPLOSIVES (µg/L)																							
1,3,5-Trinitrobenzene	-	0 / 16				<	0.8	U	<	0.8	U	<	0.8	U	<	0.98	U	<	0.48	U	<	0.48	U
1,3-Dinitrobenzene	-	0 / 16				<	0.8	U	<	0.8	U	<	0.8	U	<	0.39	U	<	0.48	U	<	0.48	U
2,4,6-Trinitrotoluene	24 J	9 / 16				<	0.8	U	<	0.8	U	<	0.8	U	<	0.39	U	<	0.48	U	<	0.48	U
2,4-Dinitrotoluene	3.78 J	10 / 16				<	0.8	U	<	0.8	U	<	0.8	U	0.19	0.39	J	<	0.48	U	<	0.48	U
2,6-Dinitrotoluene	-	0 / 16	**Abandoned**			<	0.8	U	<	0.8	U	<	0.8	U	<	0.2	U	<	0.48	U	<	0.48	U
2-Amino-4,6-dinitrotoluene	65 J	16 / 16	**2013**			1.2	0.8	J	1.7	0.8		4.2	0.8		5.8	0.2		6.6	0.48		5.1	0.48	
2-Nitrotoluene	-	0 / 16				<	0.8	U	<	0.8	U	<	0.8	U	<	0.39	U	<	0.48	U	<	0.48	U
3-Nitrotoluene	-	0 / 16				<	0.8	U	<	0.8	U	<	0.8	U	<	0.39	U	<	0.48	U	<	0.48	U
4-Amino-2,6-dinitrotoluene	49.4 J	16 / 16				1.1	1.4	J	2.4	1.4		5.9	0.8		4.9	0.2		7.5	0.48		3.9	0.48	
4-Nitrotoluene	-	0 / 16				<	0.8	U	<	0.8	U	<	0.8	U	<	0.98	U	<	0.48	U	<	0.48	U
HMX	14.8 J	16 / 16				1	0.8	J	1.9	0.8		2.9	0.8		1.2	0.39	J	4.7	0.48		1.2	0.48	
MNX	0.11 J	1 / 10				<	0.8	U	<	0.8	U	<	0.8	U	<	2	U	<	0.48	U	<	0.48	U
Nitrobenzene	-	0 / 16				<	0.8	U	<	0.8	U	<	0.8	U	<	0.39	U	<	0.48	U	<	0.48	U
RDX	16	12 / 16				<	0.8	U	0.93	0.8		1.4	0.8		0.45	0.2		<	0.48	U	<	0.48	U
Tetryl	-	0 / 16				<	1.6	U	<	0.8	U	<	0.8	U	<	0.24	U	<	0.48	U	<	0.48	U

Notes:
< = less than reporting limit
µg/L = micrograms per liter
HMX = octahydro-1,3,5,7-tetranitro-1,3,5,7-tetrazocine
ID = identification number
J = estimated
MNX = mono-nitroso-RDX
NA = not analyzed
NRL = no reporting limit
Qual = qualifier
RDX = hexahydro-1,3,5-trinitro-1,3,5-triazine
RL = reporting limit
U = nondetect

TABLE E.1.5-2
CORNHUSKER ARMY AMMUNITION PLANT
FEEDLOT WELL CA351-EXPLOSIVES

FIELD ID			CA351			CA351			CA351			CA351			CA351			CA351			CA351		
METHOD	Maximum	Detection	SW846 M8330			SW846 M8330			SW846 M8330			SW846 M8330			SW846 M8330			SW846 M8330			SW846 M8330		
COLLECT DATE	Detection	Frequency	3/19/2007			3/20/2006			3/23/2005			3/24/2004			3/24/2003			3/26/2002			4/2/2001		
			Result	RL	Qual	Result	RL	Qual	Result	RL	Qual	Result	RL	Qual	Result	RL	Qual	Result	RL	Qual	Result	RL	Qual
EXPLOSIVES (µg/L)																							
1,3,5-Trinitrobenzene	-	0 / 16	<	0.49	U	<	0.48	U	<	0.48	U	<	0.25	U	<	0.17	U	<	0.34	U	<	0.8	U
1,3-Dinitrobenzene	-	0 / 16	<	0.49	U	<	0.48	U	<	0.48	U	<	0.25	U	<	0.17	U	<	0.23	U	<	0.8	U
2,4,6-Trinitrotoluene	24 J	9 / 16	<	0.49	U	0.71	0.48		1	0.48		2.4	0.25		6	0.17		11	2.8	J	24	8	J
2,4-Dinitrotoluene	3.78 J	10 / 16	<	0.49	U	0.67	0.48		0.85	0.48		1.4	0.49		1.9	0.34		2.9	0.23	J	3.6	0.8	
2,6-Dinitrotoluene	-	0 / 16	<	0.49	U	<	0.48	U	<	0.48	U	<	0.49	U	<	0.34	U	<	0.88	U	<	0.8	U
2-Amino-4,6-dinitrotoluene	65 J	16 / 16	12	0.49		14	0.48		18	0.48	P	28	2.5		35	3.4		49	3.5	J	65	8	J
2-Nitrotoluene	-	0 / 16	<	0.49	U	<	0.48	U	<	0.48	U	<	0.49	U	<	0.34	U	<	0.69	U	<	0.8	U
3-Nitrotoluene	-	0 / 16	<	0.49	U	<	0.48	U	<	0.48	U	<	0.49	U	<	0.34	U	<	0.44	U	<	0.8	U
4-Amino-2,6-dinitrotoluene	49.4 J	16 / 16	6.6	0.49		8.8	0.48		11	0.48		15	0.49		21	3.4		35	6.0	J	45	8	J
4-Nitrotoluene	-	0 / 16	<	0.49	U	<	0.48	U	<	0.48	U	<	0.79	U	<	0.54	U	<	1.4	U	<	0.8	U
HMX	14.8 J	16 / 16	1.7	0.49		1.8	0.48	J	2	0.48		2.7	0.62		2.7	0.42		6.1	0.96	J	5.8	1	J
MNX	0.11 J	1 / 10	<	0.49	U	<	0.48	U	<	0.48	U	0.11	0.25	J		NA			NA			NA	
Nitrobenzene	-	0 / 16	<	0.49	U	<	0.48	U	<	0.48	U	<	0.25	U	<	0.17	U	<	0.40	U	<	0.8	U
RDX	16	12 / 16	<	0.49	U	0.66	0.48		1.1	0.48		1.9	0.25		2.5	0.17		7.2	0.57	J	12	0.8	U
Tetryl	-	0 / 16	<	0.49	U	<	0.48	U	<	0.48	U	<	0.49	U	<	0.34	U	<	0.94	U	<	0.8	U

Notes:
< = less than reporting limit
µg/L = micrograms per liter
HMX = octahydro-1,3,5,7-tetranitro-1,3,5,7-tetrazocine
ID = identification number
J = estimated
MNX = mono-nitroso-RDX
NA = not analyzed
NRL = no reporting limit
Qual = qualifier
RDX = hexahydro-1,3,5-trinitro-1,3,5-triazine
RL = reporting limit
U = nondetect

TABLE E.1.5-2
CORNHUSKER ARMY AMMUNITION PLANT
FEEDLOT WELL CA351-EXPLOSIVES

FIELD ID			CA351			CA351			CA351		
METHOD	Maximum	Detection	SW846 M8330			SW846 M8330			UW51		
COLLECT DATE	Detection	Frequency	3/22/2000			4/1/1999			6/17/1998		
			Result	RL	Qual	Result	RL	Qual	Result	RL	Qual
EXPLOSIVES (µg/L)											
1,3,5-Trinitrobenzene	-	0 / 16	<	0.8	U	<	0.8	U	<	1.00	UJ
1,3-Dinitrobenzene	-	0 / 16	<	0.8	U	<	0.8	U	<	0.500	UJ
2,4,6-Trinitrotoluene	24 J	9 / 16	17	30	J	12	0.8		18.8	1.00	J
2,4-Dinitrotoluene	3.78 J	10 / 16	2.9	1.1		2.4	0.8		3.78	0.500	J
2,6-Dinitrotoluene	-	0 / 16	<	1.1	U	<	0.8	U	<	0.500	UJ
2-Amino-4,6-dinitrotoluene	65 J	16 / 16	56	20		42	4		53.4	0.500	J
2-Nitrotoluene	-	0 / 16	<	1.1	U	<	0.8	U	<	1.00	UJ
3-Nitrotoluene	-	0 / 16	<	1.1	U	<	0.8	U	<	1.00	UJ
4-Amino-2,6-dinitrotoluene	49.4 J	16 / 16	42	20		33	4		49.4	1.00	J
4-Nitrotoluene	-	0 / 16	<	1.1	U	<	0.8	U	<	1.00	UJ
HMX	14.8 J	16 / 16	7	0.8		5.9	0.8		14.8	0.500	J
MNX	0.11 J	1 / 10		NA			NA			NA	
Nitrobenzene	-	0 / 16	<	0.8	U	<	0.8	U	<	0.500	UJ
RDX	16	12 / 16	16	0.8		12	0.8	J	13.5	1.00	J
Tetryl	-	0 / 16	<	1.3	U	<	0.8	U	<	0.500	UJ

Notes:
< = less than reporting limit
µg/L = micrograms per liter
HMX = octahydro-1,3,5,7-tetranitro-1,3,5,7-tetrazocine
ID = identification number
J = estimated
MNX = mono-nitroso-RDX
NA = not analyzed
NRL = no reporting limit
Qual = qualifier
RDX = hexahydro-1,3,5-trinitro-1,3,5-triazine
RL = reporting limit
U = nondetect

TABLE E.1.5-3
CORNHUSKER ARMY AMMUNITION PLANT
FEEDLOT WELL CA352-EXPLOSIVES

FIELD ID			CA352			CA352			CA352			CA352			CA352			CA352			CA352		
METHOD	Maximum	Detection	SW846 M8330			SW846 M8330			SW846 M8330			SW846 M8330			SW846 M8330			SW846 M8330			SW846 M8330		
COLLECT DATE	Detection	Frequency	None			3/20/2013			3/7/2012			3/9/2011			3/11/2010			3/11/2009			3/10/2008		
			Result	RL	Qual	Result	RL	Qual	Result	RL	Qual	Result	RL	Qual	Result	RL	Qual	Result	RL	Qual	Result	RL	Qual
EXPLOSIVES (µg/L)																							
1,3,5-Trinitrobenzene	-	0 / 16				<	0.8	U	<	0.8	U	<	0.8	U	<	1	U	<	0.48	U	<	0.47	U
1,3-Dinitrobenzene	-	0 / 16				<	0.8	U	<	0.8	U	<	0.8	U	<	0.4	U	<	0.48	U	<	0.47	U
2,4,6-Trinitrotoluene	-	0 / 16				<	0.8	U	<	0.8	U	<	0.8	U	<	0.4	U	<	0.48	U	<	0.47	U
2,4-Dinitrotoluene	-	0 / 16				<	0.8	U	<	0.8	U	<	0.8	U	<	0.4	U	<	0.48	U	<	0.47	U
2,6-Dinitrotoluene	-	0 / 16	**Abandoned**			<	0.8	U	<	0.8	U	<	0.8	U	<	0.2	U	<	0.48	U	<	0.47	U
2-Amino-4,6-dinitrotoluene	2.7	3 / 16	**2013**			<	0.8	U	<	0.8	U	<	0.8	U	<	0.2	U	<	0.48	U	<	0.47	U
2-Nitrotoluene	-	0 / 16				<	0.8	U	<	0.8	U	<	0.8	U	<	0.4	U	<	0.48	U	<	0.47	U
3-Nitrotoluene	-	0 / 16				<	0.8	U	<	0.8	U	<	0.8	U	<	0.4	U	<	0.48	U	<	0.47	U
4-Amino-2,6-dinitrotoluene	1.8	2 / 16				<	1.4	U	<	1.4	U	<	0.8	U	<	0.2	U	<	0.48	U	<	0.47	U
4-Nitrotoluene	-	0 / 16				<	0.8	U	<	0.8	U	<	0.8	U	<	1	U	<	0.48	U	<	0.47	U
HMX	3.1	3 / 16				<	0.8	U	<	0.8	U	<	0.8	U	<	0.4	U	<	0.48	U	<	0.47	U
MNX	-	0 / 10				<	0.8	U	<	0.8	U	<	0.8	U	<	2	U	<	0.48	U	<	0.47	U
Nitrobenzene	-	0 / 16				<	0.8	U	<	0.8	U	<	0.8	U	<	0.4	U	<	0.48	U	<	0.47	U
RDX	0.5 J	2 / 16				<	0.8	U	<	0.8	U	<	0.8	U	<	0.2	U	<	0.48	U	<	0.47	U
Tetryl	-	0 / 16				<	1.6	U	<	0.8	U	<	0.8	U	<	0.24	U	<	0.48	U	<	0.47	U

Notes:
< = less than reporting limit
µg/L = micrograms per liter
HMX = octahydro-1,3,5,7-tetranitro-1,3,5,7-tetrazocine
ID = identification number
J = estimated
MNX = mono-nitroso-RDX
NA = not analyzed
NRL = no reporting limit
Qual = qualifier
RDX = hexahydro-1,3,5-trinitro-1,3,5-triazine
RL = reporting limit
U = nondetect

TABLE E.1.5-3
CORNHUSKER ARMY AMMUNITION PLANT
FEEDLOT WELL CA352-EXPLOSIVES

FIELD ID			CA352			CA352			CA352			CA352			CA352			CA352			CA352		
METHOD	Maximum	Detection	SW846 M8330			SW846 M8330			SW846 M8330			SW846 M8330			SW846 M8330			SW846 M8330			SW846 M8330		
COLLECT DATE	Detection	Frequency	3/19/2007			3/29/2006			3/23/2005			3/24/2004			3/24/2003			3/26/2002			4/2/2001		
			Result	RL	Qual	Result	RL	Qual	Result	RL	Qual	Result	RL	Qual	Result	RL	Qual	Result	RL	Qual	Result	RL	Qual
EXPLOSIVES (µg/L)																							
1,3,5-Trinitrobenzene	-	0 / 16	<	0.49	U	<	0.48	U	<	0.48	U	<	0.21	U	<	0.16	U	<	0.40	U	<	0.8	U
1,3-Dinitrobenzene	-	0 / 16	<	0.49	U	<	0.48	U	<	0.48	U	<	0.21	U	<	0.16	U	<	0.27	U	<	0.8	U
2,4,6-Trinitrotoluene	-	0 / 16	<	0.49	U	<	0.48	U	<	0.48	U	<	0.21	U	<	0.16	U	<	0.33	U	<	0.8	U
2,4-Dinitrotoluene	-	0 / 16	<	0.49	U	<	0.48	U	<	0.48	U	<	0.41	U	<	0.31	U	<	0.27	U	<	0.8	U
2,6-Dinitrotoluene	-	0 / 16	<	0.49	U	<	0.48	U	<	0.48	U	<	0.41	U	<	0.31	U	<	1.0	U	<	0.8	U
2-Amino-4,6-dinitrotoluene	2.7	3 / 16	<	0.49	U	<	0.48	U	<	0.48	U	<	0.41	U	<	0.31	U	<	0.42	U	0.24	0.8	J
2-Nitrotoluene	-	0 / 16	<	0.49	U	<	0.48	U	<	0.48	U	<	0.41	U	<	0.31	U	<	0.82	U	<	0.8	U
3-Nitrotoluene	-	0 / 16	<	0.49	U	<	0.48	U	<	0.48	U	<	0.41	U	<	0.31	U	<	0.52	U	<	0.8	U
4-Amino-2,6-dinitrotoluene	1.8	2 / 16	<	0.49	U	<	0.48	U	<	0.48	U	<	0.41	U	<	0.31	U	<	0.70	U	<	0.8	U
4-Nitrotoluene	-	0 / 16	<	0.49	U	<	0.48	U	<	0.48	U	<	0.67	U	<	0.5	U	<	1.7	U	<	0.8	U
HMX	3.1	3 / 16	0.54	0.49		<	0.48	U	<	0.48	U	<	0.52	U	<	0.39	U	<	1.1	U	<	1	U
MNX	-	0 / 10	<	0.49	U	<	0.48	U	<	0.48	U	<	0.21	U		NA			NA			NA	
Nitrobenzene	-	0 / 16	<	0.49	U	<	0.48	U	<	0.48	U	<	0.21	U	<	0.16	U	<	0.47	U	<	0.8	U
RDX	0.5 J	2 / 16	<	0.49	U	<	0.48	U	<	0.48	U	<	0.21	U	<	0.16	U	<	0.67	U	<	0.8	U
Tetryl	-	0 / 16	<	0.49	U	<	0.48	U	<	0.48	U	<	0.41	U	<	0.31	U	<	1.1	U	<	0.8	U

Notes:
< = less than reporting limit
µg/L = micrograms per liter
HMX = octahydro-1,3,5,7-tetranitro-1,3,5,7-tetrazocine
ID = identification number
J = estimated
MNX = mono-nitroso-RDX
NA = not analyzed
NRL = no reporting limit
Qual = qualifier
RDX = hexahydro-1,3,5-trinitro-1,3,5-triazine
RL = reporting limit
U = nondetect

TABLE E.1.5-3
CORNHUSKER ARMY AMMUNITION PLANT
FEEDLOT WELL CA352-EXPLOSIVES

FIELD ID			CA352			CA352			CA352		
METHOD	Maximum	Detection	SW846 M8330			SW846 M8330			UW51		
COLLECT DATE	Detection	Frequency	3/22/2000			4/1/1999			6/17/1998		
			Result	RL	Qual	Result	RL	Qual	Result	RL	Qual
EXPLOSIVES (µg/L)											
1,3,5-Trinitrobenzene	-	0 / 16	<	0.8	U	<	0.8	U	<	1.00	U
1,3-Dinitrobenzene	-	0 / 16	<	0.8	U	<	0.8	U	<	0.500	U
2,4,6-Trinitrotoluene	-	0 / 16	<	1.5	U	<	0.8	U	<	1.00	U
2,4-Dinitrotoluene	-	0 / 16	<	1.1	U	<	0.8	U	<	0.500	U
2,6-Dinitrotoluene	-	0 / 16	<	1.1	U	<	0.8	U	<	0.500	U
2-Amino-4,6-dinitrotoluene	2.7	3 / 16	2.7	1		0.68	0.8	J	<	0.500	U
2-Nitrotoluene	-	0 / 16	<	1.1	U	<	0.8	U	<	1.00	U
3-Nitrotoluene	-	0 / 16	<	1.1	U	<	0.8	U	<	1.00	U
4-Amino-2,6-dinitrotoluene	1.8	2 / 16	1.8	1		0.94	0.8		<	1.00	U
4-Nitrotoluene	-	0 / 16	<	1.1	U	<	0.8	U	<	1.00	U
HMX	3.1	3 / 16	3.1	0.8		0.95	0.8		<	0.500	U
MNX	-	0 / 10		NA			NA			NA	
Nitrobenzene	-	0 / 16	<	0.8	U	<	0.8	U	<	0.500	U
RDX	0.5 J	2 / 16	0.5	0.8	J	0.37	0.8	J	<	1.00	U
Tetryl	-	0 / 16	<	1.3	U	<	0.8	U	<	0.500	U

Notes:
< = less than reporting limit
µg/L = micrograms per liter
HMX = octahydro-1,3,5,7-tetranitro-1,3,5,7-tetrazocine
ID = identification number
J = estimated
MNX = mono-nitroso-RDX
NA = not analyzed
NRL = no reporting limit
Qual = qualifier
RDX = hexahydro-1,3,5-trinitro-1,3,5-triazine
RL = reporting limit
U = nondetect

TABLE E.1.5-4
CORNHUSKER ARMY AMMUNITION PLANT
FEEDLOT WELL CA360-EXPLOSIVES

FIELD ID			CA360			CA360			CA360			CA360			CA360			CA360			CA360		
METHOD	Maximum	Detection	SW846 M8330			SW846 M8330			SW846 M8330			SW846 M8330			SW846 M8330			SW846 M8330			SW846 M8330		
COLLECT DATE	Detection	Frequency	None			3/21/2013			3/6/2012			3/8/2011			3/9/2010			3/10/2009			3/10/2008		
			Result	RL	Qual	Result	RL	Qual	Result	RL	Qual	Result	RL	Qual	Result	RL	Qual	Result	RL	Qual	Result	RL	Qual
EXPLOSIVES (µg/L)																							
1,3,5-Trinitrobenzene	0.25 J	1 / 15				<	0.8	U	<	0.8	U	<	0.8	U	<	1.1	U	<	0.49	U	<	0.49	U
1,3-Dinitrobenzene	-	0 / 15				<	0.8	U	<	0.8	U	<	0.8	U	<	0.43	U	<	0.49	U	<	0.49	U
2,4,6-Trinitrotoluene	0.12 J	1 / 15				<	0.8	U	<	0.8	U	<	0.8	U	<	0.43	U	<	0.49	U	<	0.49	U
2,4-Dinitrotoluene	-	0 / 15				<	0.8	U	<	0.8	U	<	0.8	U	<	0.43	U	<	0.49	U	<	0.49	U
2,6-Dinitrotoluene	-	0 / 15	**Abandoned**			<	0.8	U	<	0.8	U	<	0.8	U	<	0.22	U	<	0.49	U	<	0.49	U
2-Amino-4,6-dinitrotoluene	-	0 / 15	**2013**			<	0.8	U	<	0.8	U	<	0.8	U	<	0.22	U	<	0.49	U	<	0.49	U
2-Nitrotoluene	1.4	1 / 15				<	0.8	U	<	0.8	U	<	0.8	U	<	0.43	U	<	0.49	U	<	0.49	U
3-Nitrotoluene	-	0 / 15				<	0.8	U	<	0.8	U	<	0.8	U	<	0.43	U	<	0.49	U	<	0.49	U
4-Amino-2,6-dinitrotoluene	-	0 / 15				<	1.4	U	<	1.4	U	<	0.8	U	<	0.22	U	<	0.49	U	<	0.49	U
4-Nitrotoluene	0.89	1 / 15				<	0.8	U	<	0.8	U	<	0.8	U	<	1.1	U	<	0.49	U	<	0.49	U
HMX	-	0 / 15				<	0.8	U	<	0.8	U	<	0.8	U	<	0.43	U	<	0.49	U	<	0.49	U
MNX	0.17 J	1 / 9				<	0.8	U	<	0.8	U	<	0.8	U	<	2.2	U	<	0.49	U	<	0.49	U
Nitrobenzene	-	0 / 15				<	0.8	U	<	0.8	U	<	0.8	U	<	0.43	U	<	0.49	U	<	0.49	U
RDX	-	0 / 15				<	0.8	U	<	0.8	U	<	0.8	U	<	0.22	U	<	0.49	U	<	0.49	U
Tetryl	-	0 / 15				<	1.6	U	<	0.8	U	<	0.8	U	<	0.26	U	<	0.49	U	<	0.49	U

Notes:
< = less than reporting limit
µg/L = micrograms per liter
HMX = octahydro-1,3,5,7-tetranitro-1,3,5,7-tetrazocine
ID = identification number
J = estimated
MNX = mono-nitroso-RDX
NA = not analyzed
NRL = no reporting limit
Qual = qualifier
RDX = hexahydro-1,3,5-trinitro-1,3,5-triazine
RL = reporting limit
U = nondetect

TABLE E.1.5-4
CORNHUSKER ARMY AMMUNITION PLANT
FEEDLOT WELL CA360-EXPLOSIVES

FIELD ID			CA360			CA360			CA360			CA360			CA360			CA360			CA360		
METHOD	Maximum	Detection	SW846 M8330			SW846 M8330			SW846 M8330			SW846 M8330			SW846 M8330			SW846 M8330			SW846 M8330		
COLLECT DATE	Detection	Frequency	3/19/2007			3/20/2006			None			3/24/2004			3/24/2003			3/26/2002			3/29/2001		
			Result	RL	Qual	Result	RL	Qual	Result	RL	Qual	Result	RL	Qual	Result	RL	Qual	Result	RL	Qual	Result	RL	Qual
EXPLOSIVES (µg/L)																							
1,3,5-Trinitrobenzene	0.25 J	1 / 15	<	0.5	U	<	0.48	U				<	0.18	U	<	0.23	U	<	0.52	U	<	0.8	U
1,3-Dinitrobenzene	-	0 / 15	<	0.5	U	<	0.48	U				<	0.18	U	<	0.23	U	<	0.35	U	<	0.8	U
2,4,6-Trinitrotoluene	0.12 J	1 / 15	<	0.5	U	<	0.48	U				0.12	0.18	J	<	0.23	U	<	0.43	U	<	0.8	U
2,4-Dinitrotoluene	-	0 / 15	<	0.5	U	<	0.48	U				<	0.34	U	<	0.45	U	<	0.35	U	<	0.8	U
2,6-Dinitrotoluene	-	0 / 15	<	0.5	U	<	0.48	U	**No 2005 Sample**			<	0.34	U	<	0.45	U	<	1.3	U	<	0.8	U
2-Amino-4,6-dinitrotoluene	-	0 / 15	<	0.5	U	<	0.48	U	**Well Dry**			<	0.34	U	<	0.45	U	<	0.54	U	<	0.8	U
2-Nitrotoluene	1.4	1 / 15	<	0.5	U	1.4	0.48					<	0.34	U	<	0.45	U	<	1.1	U	<	0.8	U
3-Nitrotoluene	-	0 / 15	<	0.5	U	<	0.48	U				<	0.34	U	<	0.45	U	<	0.67	U	<	0.8	U
4-Amino-2,6-dinitrotoluene	-	0 / 15	<	0.5	U	<	0.48	U				<	0.34	U	<	0.45	U	<	0.91	U	<	0.8	U
4-Nitrotoluene	0.89	1 / 15	<	0.5	U	<	0.48	U				<	0.55	U	0.89	0.73		<	2.2	U	<	0.8	U
HMX	-	0 / 15	<	0.5	U	<	0.48	U				<	0.43	U	<	0.57	U	<	1.5	U	<	1	U
MNX	0.17 J	1 / 9	<	0.5	U	<	0.48	U				0.17	0.18	J		NA			NA			NA	
Nitrobenzene	-	0 / 15	<	0.5	U	<	0.48	U				<	0.18	U	<	0.23	U	<	0.61	U	<	0.8	U
RDX	-	0 / 15	<	0.5	U	<	0.48	U				<	0.18	U	<	0.23	U	<	0.87	U	<	0.8	U
Tetryl	-	0 / 15	<	0.5	U	<	0.48	U				<	0.34	U	<	0.45	U	<	1.4	U	<	0.8	U

Notes:
< = less than reporting limit
µg/L = micrograms per liter
HMX = octahydro-1,3,5,7-tetranitro-1,3,5,7-tetrazocine
ID = identification number
J = estimated
MNX = mono-nitroso-RDX
NA = not analyzed
NRL = no reporting limit
Qual = qualifier
RDX = hexahydro-1,3,5-trinitro-1,3,5-triazine
RL = reporting limit
U = nondetect

TABLE E.1.5-4
CORNHUSKER ARMY AMMUNITION PLANT
FEEDLOT WELL CA360-EXPLOSIVES

FIELD ID			CA360			CA360			CA360		
METHOD	Maximum	Detection	SW846 M8330			SW846 M8330			UW51		
COLLECT DATE	Detection	Frequency	3/22/2000			4/2/1999			6/17/1998		
			Result	RL	Qual	Result	RL	Qual	Result	RL	Qual
EXPLOSIVES (µg/L)											
1,3,5-Trinitrobenzene	0.25 J	1 / 15	<	0.8	U	0.25	0.8	J	<	1.00	U
1,3-Dinitrobenzene	-	0 / 15	<	0.8	U	<	0.8	U	<	0.500	U
2,4,6-Trinitrotoluene	0.12 J	1 / 15	<	1.5	U	<	0.8	U	<	1.00	U
2,4-Dinitrotoluene	-	0 / 15	<	1.1	U	<	0.8	U	<	0.500	U
2,6-Dinitrotoluene	-	0 / 15	<	1.1	U	<	0.8	U	<	0.500	U
2-Amino-4,6-dinitrotoluene	-	0 / 15	<	1	U	<	0.8	U	<	0.500	U
2-Nitrotoluene	1.4	1 / 15	<	1.1	U	<	0.8	U	<	1.00	U
3-Nitrotoluene	-	0 / 15	<	1.1	U	<	0.8	U	<	1.00	U
4-Amino-2,6-dinitrotoluene	-	0 / 15	<	1	U	<	0.8	U	<	1.00	U
4-Nitrotoluene	0.89	1 / 15	<	1.1	U	<	0.8	U	<	1.00	U
HMX	-	0 / 15	<	0.8	U	<	0.8	U	<	0.500	U
MNX	0.17 J	1 / 9		NA			NA			NA	
Nitrobenzene	-	0 / 15	<	0.8	U	<	0.8	U	<	0.500	U
RDX	-	0 / 15	<	0.8	U	<	0.8	U	<	1.00	U
Tetryl	-	0 / 15	<	1.3	U	<	0.8	U	<	0.500	U

Notes:
< = less than reporting limit
µg/L = micrograms per liter
HMX = octahydro-1,3,5,7-tetranitro-1,3,5,7-tetrazocine
ID = identification number
J = estimated
MNX = mono-nitroso-RDX
NA = not analyzed
NRL = no reporting limit
Qual = qualifier
RDX = hexahydro-1,3,5-trinitro-1,3,5-triazine
RL = reporting limit
U = nondetect

TABLE E.1.5-5
CORNHUSKER ARMY AMMUNITION PLANT
FEEDLOT WELL CA361-EXPLOSIVES

FIELD ID			CA361			CA361			CA361			CA361			CA361			CA361			CA361		
METHOD	Maximum	Detection	SW846 M8330			SW846 M8330			SW846 M8330			SW846 M8330			SW846 M8330			SW846 M8330			SW846 M8330		
COLLECT DATE	Detection	Frequency	None			2/21/2013			3/6/2012			3/8/2011			3/9/2010			3/10/2009			3/10/2008		
			Result	RL	Qual	Result	RL	Qual	Result	RL	Qual	Result	RL	Qual	Result	RL	Qual	Result	RL	Qual	Result	RL	Qual
EXPLOSIVES (µg/L)																							
1,3,5-Trinitrobenzene	-	0 / 14				<	0.8	U	<	0.8	U	<	0.8	U	<	1	U	<	0.48	U	<	0.48	U
1,3-Dinitrobenzene	-	0 / 14				<	0.8	U	<	0.8	U	<	0.8	U	<	0.41	U	<	0.48	U	<	0.48	U
2,4,6-Trinitrotoluene	0.72 J	1 / 14				<	0.8	U	<	0.8	U	<	0.8	U	<	0.41	U	<	0.48	U	<	0.48	U
2,4-Dinitrotoluene	-	0 / 14				<	0.8	U	<	0.8	U	<	0.8	U	<	0.41	U	<	0.48	U	<	0.48	U
2,6-Dinitrotoluene	-	0 / 14	**Abandoned**			<	0.8	U	<	0.8	U	<	0.8	U	<	0.2	U	<	0.48	U	<	0.48	U
2-Amino-4,6-dinitrotoluene	0.57 J	1 / 14	**2013**			<	0.8	U	<	0.8	U	<	0.8	U	0.57	0.2	J	<	0.48	U	<	0.48	U
2-Nitrotoluene	-	0 / 14				<	0.8	U	<	0.8	U	<	0.8	U	<	0.41	U	<	0.48	U	<	0.48	U
3-Nitrotoluene	0.91 J	1 / 14				<	0.8	U	<	0.8	U	<	0.8	U	0.91	0.41	J	<	0.48	U	<	0.48	U
4-Amino-2,6-dinitrotoluene	-	0 / 14				<	1.4	U	<	1.4	U	<	0.8	U	<	0.2	U	<	0.48	U	<	0.48	U
4-Nitrotoluene	-	0 / 14				<	0.8	U	<	0.8	U	<	0.8	U	<	1	U	<	0.48	U	<	0.48	U
HMX	-	0 / 14				<	0.8	U	<	0.8	U	<	0.8	U	<	0.41	U	<	0.48	U	<	0.48	U
MNX	2.5	2 / 10				<	0.8	U	<	0.8	U	<	0.8	U	2.5	2		<	0.48	U	<	0.48	U
Nitrobenzene	-	0 / 14				<	0.8	U	<	0.8	U	<	0.8	U	<	0.41	U	<	0.48	U	<	0.48	U
RDX	-	0 / 14				<	0.8	U	<	0.8	U	<	0.8	U	<	0.2	U	<	0.48	U	<	0.48	U
Tetryl	-	0 / 14				<	1.6	U	<	0.8	U	<	0.8	U	<	0.25	U	<	0.48	U	<	0.48	U

Notes:
< = less than reporting limit
µg/L = micrograms per liter
HMX = octahydro-1,3,5,7-tetranitro-1,3,5,7-tetrazocine
ID = identification number
J = estimated
MNX = mono-nitroso-RDX
NA = not analyzed
NRL = no reporting limit
Qual = qualifier
RDX = hexahydro-1,3,5-trinitro-1,3,5-triazine
RL = reporting limit
U = nondetect

TABLE E.1.5-5
CORNHUSKER ARMY AMMUNITION PLANT
FEEDLOT WELL CA361-EXPLOSIVES

FIELD ID			CA361			CA361			CA361			CA361			CA361			CA361			CA361		
METHOD	Maximum	Detection	SW846 M8330			SW846 M8330			SW846 M8330			SW846 M8330			SW846 M8330			SW846 M8330			SW846 M8330		
COLLECT DATE	Detection	Frequency	3/19/2007			3/20/2006			3/23/2005			3/24/2004			3/24/2003			3/26/2002			3/29/2001		
			Result	RL	Qual	Result	RL	Qual	Result	RL	Qual	Result	RL	Qual	Result	RL	Qual	Result	RL	Qual	Result	RL	Qual
EXPLOSIVES (µg/L)																							
1,3,5-Trinitrobenzene	-	0 / 14	<	0.48	U	<	0.49	U	<	0.48	U	<	0.18	U	<	0.27	U	<	0.24	U	<	0.8	U
1,3-Dinitrobenzene	-	0 / 14	<	0.48	U	<	0.49	U	<	0.48	U	<	0.18	U	<	0.27	U	<	0.16	U	<	0.8	U
2,4,6-Trinitrotoluene	0.72 J	1 / 14	<	0.48	U	<	0.49	U	<	0.48	U	<	0.18	U	<	0.27	U	0.72	0.20	J	<	0.8	U
2,4-Dinitrotoluene	-	0 / 14	<	0.48	U	<	0.49	U	<	0.48	U	<	0.36	U	<	0.52	U	<	0.16	U	<	0.8	U
2,6-Dinitrotoluene	-	0 / 14	<	0.48	U	<	0.49	U	<	0.48	U	<	0.36	U	<	0.52	U	<	0.62	U	<	0.8	U
2-Amino-4,6-dinitrotoluene	0.57 J	1 / 14	<	0.48	U	<	0.49	U	<	0.48	U	<	0.36	U	<	0.52	U	<	0.25	U	<	0.8	U
2-Nitrotoluene	-	0 / 14	<	0.48	U	<	0.49	U	<	0.48	U	<	0.36	U	<	0.52	U	<	0.49	U	<	0.8	U
3-Nitrotoluene	0.91 J	1 / 14	<	0.48	U	<	0.49	U	<	0.48	U	<	0.36	U	<	0.52	U	<	0.31	U	<	0.8	U
4-Amino-2,6-dinitrotoluene	-	0 / 14	<	0.48	U	<	0.49	U	<	0.48	U	<	0.36	U	<	0.52	U	<	0.42	U	<	0.8	U
4-Nitrotoluene	-	0 / 14	<	0.48	U	<	0.49	U	<	0.48	U	<	0.58	U	<	0.84	U	<	1.0	U	<	0.8	U
HMX	-	0 / 14	<	0.48	U	<	0.49	U	<	0.48	U	<	0.45	U	<	0.66	U	<	0.68	U	<	1	U
MNX	2.5	2 / 10	<	0.48	U	<	0.49	U	<	0.48	U	0.41	0.18			NA			NA			NA	
Nitrobenzene	-	0 / 14	<	0.48	U	<	0.49	U	<	0.48	U	<	0.18	U	<	0.27	U	<	0.28	U	<	0.8	U
RDX	-	0 / 14	<	0.48	U	<	0.49	U	<	0.48	U	<	0.18	U	<	0.27	U	<	0.40	U	<	0.8	U
Tetryl	-	0 / 14	<	0.48	U	<	0.49	U	<	0.48	U	<	0.36	U	<	0.52	U	<	0.66	U	<	0.8	U

Notes:
< = less than reporting limit
µg/L = micrograms per liter
HMX = octahydro-1,3,5,7-tetranitro-1,3,5,7-tetrazocine
ID = identification number
J = estimated
MNX = mono-nitroso-RDX
NA = not analyzed
NRL = no reporting limit
Qual = qualifier
RDX = hexahydro-1,3,5-trinitro-1,3,5-triazine
RL = reporting limit
U = nondetect

TABLE E.1.5-5
CORNHUSKER ARMY AMMUNITION PLANT
FEEDLOT WELL CA361-EXPLOSIVES

FIELD ID			CA361		
METHOD	Maximum	Detection	SW846 M8330		
COLLECT DATE	Detection	Frequency	3/22/2000		
			Result	RL	Qual
EXPLOSIVES (µg/L)					
1,3,5-Trinitrobenzene	-	0 / 14	<	0.8	U
1,3-Dinitrobenzene	-	0 / 14	<	0.8	U
2,4,6-Trinitrotoluene	0.72 J	1 / 14	<	1.5	U
2,4-Dinitrotoluene	-	0 / 14	<	1.1	U
2,6-Dinitrotoluene	-	0 / 14	<	1.1	U
2-Amino-4,6-dinitrotoluene	0.57 J	1 / 14	<	1	U
2-Nitrotoluene	-	0 / 14	<	1.1	U
3-Nitrotoluene	0.91 J	1 / 14	<	1.1	U
4-Amino-2,6-dinitrotoluene	-	0 / 14	<	1	U
4-Nitrotoluene	-	0 / 14	<	1.1	U
HMX	-	0 / 14	<	0.8	U
MNX	2.5	2 / 10		NA	
Nitrobenzene	-	0 / 14	<	0.8	U
RDX	-	0 / 14	<	0.8	U
Tetryl	-	0 / 14	<	1.3	U

Notes:
< = less than reporting limit
µg/L = micrograms per liter
HMX = octahydro-1,3,5,7-tetranitro-1,3,5,7-tetrazocine
ID = identification number
J = estimated
MNX = mono-nitroso-RDX
NA = not analyzed
NRL = no reporting limit
Qual = qualifier
RDX = hexahydro-1,3,5-trinitro-1,3,5-triazine
RL = reporting limit
U = nondetect

TABLE E.1.5-6
CORNHUSKER ARMY AMMUNITION PLANT
FEEDLOT WELL CA362-EXPLOSIVES

FIELD ID			CA362			CA362			CA362			CA362			CA362			CA362			CA362		
METHOD	Maximum	Detection	SW846 M8330			SW846 M8330			SW846 M8330			SW846 M8330			SW846 M8330			SW846 M8330			SW846 M8330		
COLLECT DATE	Detection	Frequency	None			3/21/2013			3/6/2012			3/8/2011			3/9/2010			3/10/2009			3/10/2008		
			Result	RL	Qual	Result	RL	Qual	Result	RL	Qual	Result	RL	Qual	Result	RL	Qual	Result	RL	Qual	Result	RL	Qual
EXPLOSIVES (µg/L)																							
1,3,5-Trinitrobenzene	-	0 / 14				<	0.8	U	<	0.8	U	<	0.8	U	<	1	U	<	0.48	U	<	0.48	U
1,3-Dinitrobenzene	-	0 / 14				<	0.8	U	<	0.8	U	<	0.8	U	<	0.42	U	<	0.48	U	<	0.48	U
2,4,6-Trinitrotoluene	-	0 / 14				<	0.8	U	<	0.8	U	<	0.8	U	<	0.42	U	<	0.48	U	<	0.48	U
2,4-Dinitrotoluene	-	0 / 14				<	0.8	U	<	0.8	U	<	0.8	U	<	0.42	U	<	0.48	U	<	0.48	U
2,6-Dinitrotoluene	-	0 / 14	**Abandoned**			<	0.8	U	<	0.8	U	<	0.8	U	<	0.21	U	<	0.48	U	<	0.48	U
2-Amino-4,6-dinitrotoluene	-	0 / 14	**2013**			<	0.8	U	<	0.8	U	<	0.8	U	<	0.21	U	<	0.48	U	<	0.48	U
2-Nitrotoluene	-	0 / 14				<	0.8	U	<	0.8	U	<	0.8	U	<	0.42	U	<	0.48	U	<	0.48	U
3-Nitrotoluene	0.16 J	1 / 14				<	0.8	U	<	0.8	U	<	0.8	U	<	0.42	U	<	0.48	U	<	0.48	U
4-Amino-2,6-dinitrotoluene	-	0 / 14				<	1.4	U	<	1.4	U	<	0.8	U	<	0.21	U	<	0.48	U	<	0.48	U
4-Nitrotoluene	-	0 / 14				<	0.8	U	<	0.8	U	<	0.8	U	<	1	U	<	0.48	U	<	0.48	U
HMX	-	0 / 14				<	0.8	U	<	0.8	U	<	0.8	U	<	0.42	U	<	0.48	U	<	0.48	U
MNX	0.24	1 / 10				<	0.8	U	<	0.8	U	<	0.8	U	<	2.1	U	<	0.48	U	<	0.48	U
Nitrobenzene	-	0 / 14				<	0.8	U	<	0.8	U	<	0.8	U	<	0.42	U	<	0.48	U	<	0.48	U
RDX	-	0 / 14				<	0.8	U	<	0.8	U	<	0.8	U	<	0.21	U	<	0.48	U	<	0.48	U
Tetryl	-	0 / 14				<	1.6	U	<	0.8	U	<	0.8	U	<	0.25	U	<	0.48	U	<	0.48	U

Notes:
< = less than reporting limit
µg/L = micrograms per liter
HMX = octahydro-1,3,5,7-tetranitro-1,3,5,7-tetrazocine
ID = identification number
J = estimated
MNX = mono-nitroso-RDX
NA = not analyzed
NRL = no reporting limit
Qual = qualifier
RDX = hexahydro-1,3,5-trinitro-1,3,5-triazine
RL = reporting limit
U = nondetect

TABLE E.1.5-6
CORNHUSKER ARMY AMMUNITION PLANT
FEEDLOT WELL CA362-EXPLOSIVES

FIELD ID			CA362			CA362			CA362			CA362			CA362			CA362			CA362		
METHOD	Maximum	Detection	SW846 M8330			SW846 M8330			SW846 M8330			SW846 M8330			SW846 M8330			SW846 M8330			SW846 M8330		
COLLECT DATE	Detection	Frequency	3/19/2007			3/20/2006			3/23/2005			3/24/2004			3/24/2003			3/26/2002			3/29/2001		
			Result	RL	Qual	Result	RL	Qual	Result	RL	Qual	Result	RL	Qual	Result	RL	Qual	Result	RL	Qual	Result	RL	Qual
EXPLOSIVES (µg/L)																							
1,3,5-Trinitrobenzene	-	0 / 14	<	0.49	U	<	0.48	U	<	0.48	U	<	0.16	U	<	0.2	U	<	0.24	U	<	0.8	U
1,3-Dinitrobenzene	-	0 / 14	<	0.49	U	<	0.48	U	<	0.48	U	<	0.16	U	<	0.2	U	<	0.16	U	<	0.8	U
2,4,6-Trinitrotoluene	-	0 / 14	<	0.49	U	<	0.48	U	<	0.48	U	<	0.16	U	<	0.2	U	<	0.26	U	<	0.8	U
2,4-Dinitrotoluene	-	0 / 14	<	0.49	U	<	0.48	U	<	0.48	U	<	0.31	U	<	0.39	U	<	0.16	U	<	0.8	U
2,6-Dinitrotoluene	-	0 / 14	<	0.49	U	<	0.48	U	<	0.48	U	<	0.31	U	<	0.39	U	<	0.62	U	<	0.8	U
2-Amino-4,6-dinitrotoluene	-	0 / 14	<	0.49	U	<	0.48	U	<	0.48	U	<	0.31	U	<	0.39	U	<	0.25	U	<	0.8	U
2-Nitrotoluene	-	0 / 14	<	0.49	U	<	0.48	U	<	0.48	U	<	0.31	U	<	0.39	U	<	0.49	U	<	0.8	U
3-Nitrotoluene	0.16 J	1 / 14	<	0.49	U	<	0.48	U	<	0.48	U	<	0.31	U	0.16	0.39	J	<	0.31	U	<	0.8	U
4-Amino-2,6-dinitrotoluene	-	0 / 14	<	0.49	U	<	0.48	U	<	0.48	U	<	0.31	U	<	0.39	U	<	0.42	U	<	0.8	U
4-Nitrotoluene	-	0 / 14	<	0.49	U	<	0.48	U	<	0.48	U	<	0.5	U	<	0.62	U	<	1.0	U	<	0.8	U
HMX	-	0 / 14	<	0.49	U	<	0.48	U	<	0.48	U	<	0.39	U	<	0.49	U	<	0.68	U	<	1	U
MNX	0.24	1 / 10	<	0.49	U	<	0.48	U	<	0.48	U	0.24	0.16			NA			NA			NA	
Nitrobenzene	-	0 / 14	<	0.49	U	<	0.48	U	<	0.48	U	<	0.16	U	<	0.2	U	<	0.28	U	<	0.8	U
RDX	-	0 / 14	<	0.49	U	<	0.48	U	<	0.48	U	<	0.16	U	<	0.2	U	<	0.40	U	<	0.8	U
Tetryl	-	0 / 14	<	0.49	U	<	0.48	U	<	0.48	U	<	0.31	U	<	0.39	U	<	0.66	U	<	0.8	U

Notes:
< = less than reporting limit
µg/L = micrograms per liter
HMX = octahydro-1,3,5,7-tetranitro-1,3,5,7-tetrazocine
ID = identification number
J = estimated
MNX = mono-nitroso-RDX
NA = not analyzed
NRL = no reporting limit
Qual = qualifier
RDX = hexahydro-1,3,5-trinitro-1,3,5-triazine
RL = reporting limit
U = nondetect

TABLE E.1.5-6
CORNHUSKER ARMY AMMUNITION PLANT
FEEDLOT WELL CA362-EXPLOSIVES

FIELD ID			CA362		
METHOD	Maximum	Detection	SW846 M8330		
COLLECT DATE	Detection	Frequency	3/22/2000		
			Result	RL	Qual
EXPLOSIVES (µg/L)					
1,3,5-Trinitrobenzene	-	0 / 14	<	0.8	U
1,3-Dinitrobenzene	-	0 / 14	<	0.8	U
2,4,6-Trinitrotoluene	-	0 / 14	<	1.5	U
2,4-Dinitrotoluene	-	0 / 14	<	1.1	U
2,6-Dinitrotoluene	-	0 / 14	<	1.1	U
2-Amino-4,6-dinitrotoluene	-	0 / 14	<	1	U
2-Nitrotoluene	-	0 / 14	<	1.1	U
3-Nitrotoluene	0.16 J	1 / 14	<	1.1	U
4-Amino-2,6-dinitrotoluene	-	0 / 14	<	1	U
4-Nitrotoluene	-	0 / 14	<	1.1	U
HMX	-	0 / 14	<	0.8	U
MNX	0.24	1 / 10		NA	
Nitrobenzene	-	0 / 14	<	0.8	U
RDX	-	0 / 14	<	0.8	U
Tetryl	-	0 / 14	<	1.3	U

Notes:
< = less than reporting limit
µg/L = micrograms per liter
HMX = octahydro-1,3,5,7-tetranitro-1,3,5,7-tetrazocine
ID = identification number
J = estimated
MNX = mono-nitroso-RDX
NA = not analyzed
NRL = no reporting limit
Qual = qualifier
RDX = hexahydro-1,3,5-trinitro-1,3,5-triazine
RL = reporting limit
U = nondetect

TABLE E.1.5-7
CORNHUSKER ARMY AMMUNITION PLANT
FEEDLOT WELL CA370-EXPLOSIVES

FIELD ID				CA370[1]	
METHOD	Maximum	Detection		UW51	
COLLECT DATE	Detection	Frequency		6/17/1998	
			Result	RL	Qual
EXPLOSIVES (µg/L)					
1,3,5-Trinitrobenzene	-	0/1	<	1.00	U
1,3-Dinitrobenzene	-	0/1	<	0.500	U
2,4,6-Trinitrotoluene	-	0/1	<	1.00	U
2,4-Dinitrotoluene	-	0/1	<	0.500	U
2,6-Dinitrotoluene	-	0/1	<	0.500	U
2-Amino-4,6-dinitrotoluene	-	0/1	<	0.500	U
2-Nitrotoluene	-	0/1	<	1.00	U
3-Nitrotoluene	-	0/1	<	1.00	U
4-Amino-2,6-dinitrotoluene	-	0/1	<	1.00	U
4-Nitrotoluene	-	0/1	<	1.00	U
HMX	-	0/1	<	0.500	U
MNX				NA	
Nitrobenzene	-	0/1	<	0.500	U
RDX	-	0/1	<	1.00	U
Tetryl	-	0/1	<	0.500	U

Notes:
[1]Not part of LTM program.

< = less than reporting limit
µg/L = micrograms per liter
HMX = octahydro-1,3,5,7-tetranitro-1,3,5,7-tetrazocine
ID = identification number
J = estimated
LTM = long-term monitoring
MNX = mono-nitroso-RDX
NA = not analyzed
NRL = no reporting limit
Qual = qualifier
RDX = hexahydro-1,3,5-trinitro-1,3,5-triazine
RL = reporting limit
U = nondetect

TABLE E.1.5-8
CORNHUSKER ARMY AMMUNITION PLANT
FEEDLOT WELL CA380-EXPLOSIVES

FIELD ID			CA380			CA380			CA380			CA380			CA380			CA380			CA380		
METHOD	Maximum	Detection	SW846 M8330			SW846 M8330			SW846 M8330			SW846 M8330			SW846 M8330			SW846 M8330			SW846 M8330		
COLLECT DATE	Detection	Frequency	None			3/20/2013			3/6/2012			3/8/2011			3/9/2010			3/10/2009			3/11/2008		
			Result	RL	Qual	Result	RL	Qual	Result	RL	Qual	Result	RL	Qual	Result	RL	Qual	Result	RL	Qual	Result	RL	Qual
EXPLOSIVES (µg/L)																							
1,3,5-Trinitrobenzene	-	0 / 12				<	0.8	U	<	0.8	U	<	0.8	U	<	1	U	<	0.48	U	<	0.47	U
1,3-Dinitrobenzene	-	0 / 12				<	0.8	U	<	0.8	U	<	0.8	U	<	0.41	U	<	0.48	U	<	0.47	U
2,4,6-Trinitrotoluene	-	0 / 12				<	0.8	U	<	0.8	U	<	0.8	U	<	0.41	U	<	0.48	U	<	0.47	U
2,4-Dinitrotoluene	-	0 / 12				<	0.8	U	<	0.8	U	<	0.8	U	<	0.41	U	<	0.48	U	<	0.47	U
2,6-Dinitrotoluene	-	0 / 12	**Abandoned**			<	0.8	U	<	0.8	U	<	0.8	U	<	0.2	U	<	0.48	U	<	0.47	U
2-Amino-4,6-dinitrotoluene	-	0 / 12	**2013**			<	0.8	U	<	0.8	U	<	0.8	U	<	0.2	U	<	0.48	U	<	0.47	U
2-Nitrotoluene	0.18 J	1 / 12				<	0.8	U	<	0.8	U	<	0.8	U	<	0.41	U	<	0.48	U	<	0.47	U
3-Nitrotoluene	-	0 / 12				<	0.8	U	<	0.8	U	<	0.8	U	<	0.41	U	<	0.48	U	<	0.47	U
4-Amino-2,6-dinitrotoluene	-	0 / 12				<	1.4	U	<	1.4	U	<	0.8	U	<	0.2	U	<	0.48	U	<	0.47	U
4-Nitrotoluene	-	0 / 12				<	0.8	U	<	0.8	U	<	0.8	U	<	1	U	<	0.48	U	<	0.47	U
HMX	-	0 / 12				<	0.8	U	<	0.8	U	<	0.8	U	<	0.41	U	<	0.48	U	<	0.47	U
MNX		0 / 6				<	0.8	U	<	0.8	U	<	0.8	U	<	2	U	<	0.48	U	<	0.47	U
Nitrobenzene	1.4	1 / 12				<	0.8	U	<	0.8	U	<	0.8	U	1.4	0.41		<	0.48	U	<	0.47	U
RDX	-	0 / 12				<	0.8	U	<	0.8	U	<	0.8	U	<	0.2	U	<	0.48	U	<	0.47	U
Tetryl	-	0 / 12				<	1.6	U	<	0.8	U	<	0.8	U	<	0.24	U	<	0.48	U	<	0.47	U

Notes:
< = less than reporting limit
µg/L = micrograms per liter
HMX = octahydro-1,3,5,7-tetranitro-1,3,5,7-tetrazocine
ID = identification number
J = estimated
MNX = mono-nitroso-RDX
NA = not analyzed
NRL = no reporting limit
Qual = qualifier
RDX = hexahydro-1,3,5-trinitro-1,3,5-triazine
RL = reporting limit
U = nondetect

TABLE E.1.5-8
CORNHUSKER ARMY AMMUNITION PLANT
FEEDLOT WELL CA380-EXPLOSIVES

FIELD ID			CA380			CA380			CA380			CA380			CA380			CA380			CA380		
METHOD	Maximum	Detection	SW846 M8330			SW846 M8330			SW846 M8330			SW846 M8330			SW846 M8330			SW846 M8330			SW846 M8330		
COLLECT DATE	Detection	Frequency	None			None			None			None			3/24/2003			3/26/2002			3/29/2001		
			Result	RL	Qual	Result	RL	Qual	Result	RL	Qual	Result	RL	Qual	Result	RL	Qual	Result	RL	Qual	Result	RL	Qual
EXPLOSIVES (µg/L)																							
1,3,5-Trinitrobenzene	-	0 / 12													<	0.26	U	<	0.32	U	<	0.8	U
1,3-Dinitrobenzene	-	0 / 12													<	0.26	U	<	0.22	U	<	0.8	U
2,4,6-Trinitrotoluene	-	0 / 12													<	0.26	U	<	0.27	U	<	0.8	U
2,4-Dinitrotoluene	-	0 / 12													<	0.51	U	<	0.22	U	<	0.8	U
2,6-Dinitrotoluene	-	0 / 12	**No 2007 Sample**			**No 2006 Sample**			**No 2005 Sample**			**No 2004 Sample**			<	0.51	U	<	0.84	U	<	0.8	U
2-Amino-4,6-dinitrotoluene	-	0 / 12	**Well Dry**			**Well Dry**			**Well Dry**			**Well Dry**			<	0.51	U	<	0.34	U	<	0.8	U
2-Nitrotoluene	0.18 J	1 / 12													<	0.51	U	<	0.66	U	0.18	0.8	J
3-Nitrotoluene	-	0 / 12													<	0.51	U	<	0.42	U	<	0.8	U
4-Amino-2,6-dinitrotoluene	-	0 / 12													<	0.51	U	<	0.57	U	<	0.8	U
4-Nitrotoluene	-	0 / 12													<	0.82	U	<	1.4	U	<	0.8	U
HMX	-	0 / 12													<	0.64	U	<	0.92	U	<	1	U
MNX		0 / 6														NA			NA			NA	
Nitrobenzene	1.4	1 / 12													<	0.26	U	<	0.38	U	<	0.8	U
RDX	-	0 / 12													<	0.26	U	<	0.54	U	<	0.8	U
Tetryl	-	0 / 12													<	0.51	U	<	0.89	U	<	0.8	U

Notes:
< = less than reporting limit
µg/L = micrograms per liter
HMX = octahydro-1,3,5,7-tetranitro-1,3,5,7-tetrazocine
ID = identification number
J = estimated
MNX = mono-nitroso-RDX
NA = not analyzed
NRL = no reporting limit
Qual = qualifier
RDX = hexahydro-1,3,5-trinitro-1,3,5-triazine
RL = reporting limit
U = nondetect

TABLE E.1.5-8
CORNHUSKER ARMY AMMUNITION PLANT
FEEDLOT WELL CA380-EXPLOSIVES

FIELD ID			CA380			CA380			CA380		
METHOD	Maximum	Detection	SW846 M8330			SW846 M8330			UW51		
COLLECT DATE	Detection	Frequency	3/22/2000			4/2/1999			6/17/1998		
			Result	RL	Qual	Result	RL	Qual	Result	RL	Qual
EXPLOSIVES (µg/L)											
1,3,5-Trinitrobenzene	-	0 / 12	<	0.8	U	<	0.8	U	<	1.00	U
1,3-Dinitrobenzene	-	0 / 12	<	0.8	U	<	0.8	U	<	0.500	U
2,4,6-Trinitrotoluene	-	0 / 12	<	1.5	U	<	0.8	U	<	1.00	U
2,4-Dinitrotoluene	-	0 / 12	<	1.1	U	<	0.8	U	<	0.500	U
2,6-Dinitrotoluene	-	0 / 12	<	1.1	U	<	0.8	U	<	0.500	U
2-Amino-4,6-dinitrotoluene	-	0 / 12	<	1	U	<	0.8	U	<	0.500	U
2-Nitrotoluene	0.18 J	1 / 12	<	1.1	U	<	0.8	U	<	1.00	U
3-Nitrotoluene	-	0 / 12	<	1.1	U	<	0.8	U	<	1.00	U
4-Amino-2,6-dinitrotoluene	-	0 / 12	<	1	U	<	0.8	U	<	1.00	U
4-Nitrotoluene	-	0 / 12	<	1.1	U	<	0.8	U	<	1.00	U
HMX	-	0 / 12	<	0.8	U	<	0.8	U	<	0.500	U
MNX		0 / 6		NA			NA			NA	
Nitrobenzene	1.4	1 / 12	<	0.8	U	<	0.8	U	<	0.500	U
RDX	-	0 / 12	<	0.8	U	<	0.8	U	<	1.00	U
Tetryl	-	0 / 12	<	1.3	U	<	0.8	U	<	0.500	U

Notes:
< = less than reporting limit
µg/L = micrograms per liter
HMX = octahydro-1,3,5,7-tetranitro-1,3,5,7-tetrazocine
ID = identification number
J = estimated
MNX = mono-nitroso-RDX
NA = not analyzed
NRL = no reporting limit
Qual = qualifier
RDX = hexahydro-1,3,5-trinitro-1,3,5-triazine
RL = reporting limit
U = nondetect

TABLE E.1.5-9
CORNHUSKER ARMY AMMUNITION PLANT
FEEDLOT WELL CA381-EXPLOSIVES

FIELD ID			CA381			CA381			CA381			CA381			CA381			CA381			CA381		
METHOD	Maximum	Detection	SW846 M8330			SW846 M8330			SW846 M8330			SW846 M8330			SW846 M8330			SW846 M8330			SW846 M8330		
COLLECT DATE	Detection	Frequency	None			3/20/2013			3/6/2012			3/8/2011			3/9/2010			3/10/2009			3/11/2008		
			Result	RL	Qual	Result	RL	Qual	Result	RL	Qual	Result	RL	Qual	Result	RL	Qual	Result	RL	Qual	Result	RL	Qual
EXPLOSIVES (µg/L)																							
1,3,5-Trinitrobenzene	-	0 / 14				<	0.8	U	<	0.8	U	<	0.8	U	<	1	U	<	0.48	U	<	0.48	U
1,3-Dinitrobenzene	-	0 / 14				<	0.8	U	<	0.8	U	<	0.8	U	<	0.4	U	<	0.48	U	<	0.48	U
2,4,6-Trinitrotoluene	2.3 J	2 / 14				<	0.8	U	<	0.8	U	<	0.8	U	<	0.4	U	<	0.48	U	<	0.48	U
2,4-Dinitrotoluene	0.34 J	1 / 14				<	0.8	U	<	0.8	U	<	0.8	U	<	0.4	U	<	0.48	U	<	0.48	U
2,6-Dinitrotoluene	-	0 / 14	**Abandoned**			<	0.8	U	<	0.8	U	<	0.8	U	<	0.2	U	<	0.48	U	<	0.48	U
2-Amino-4,6-dinitrotoluene	23 J	4 / 14	**2013**			<	0.8	U	<	0.8	U	<	0.8	U	<	0.2	U	<	0.48	U	<	0.48	U
2-Nitrotoluene	-	0 / 14				<	0.8	U	<	0.8	U	<	0.8	U	<	0.4	U	<	0.48	U	<	0.48	U
3-Nitrotoluene	-	0 / 14				<	0.8	U	<	0.8	U	<	0.8	U	<	0.4	U	<	0.48	U	<	0.48	U
4-Amino-2,6-dinitrotoluene	22 J	4 / 14				<	1.4	U	<	1.4	U	<	0.8	U	<	0.2	U	<	0.48	U	<	0.48	U
4-Nitrotoluene	-	0 / 14				<	0.8	U	<	0.8	U	<	0.8	U	<	1	U	<	0.48	U	<	0.48	U
HMX	8.4 J	6 / 14				1.6	0.8		<	0.8	U	<	0.8	U	<	0.4	U	<	0.48	U	<	0.48	U
MNX	-	0 / 10				<	0.8	U	<	0.8	U	<	0.8	U	<	2	U	<	0.48	U	<	0.48	U
Nitrobenzene	1.3	1 / 14				<	0.8	U	<	0.8	U	<	0.8	U	1.3	0.4		<	0.48	U	<	0.48	U
RDX	19 J	6 / 14				<	0.8	U	<	0.8	U	<	0.8	U	<	0.2	U	<	0.48	U	<	0.48	U
Tetryl	-	0 / 14				<	1.6	U	<	0.8	U	<	0.8	U	<	0.24	U	<	0.48	U	<	0.48	U

Notes:
< = less than reporting limit
µg/L = micrograms per liter
HMX = octahydro-1,3,5,7-tetranitro-1,3,5,7-tetrazocine
ID = identification number
J = estimated
MNX = mono-nitroso-RDX
NA = not analyzed
NRL = no reporting limit
Qual = qualifier
RDX = hexahydro-1,3,5-trinitro-1,3,5-triazine
RL = reporting limit
U = nondetect

TABLE E.1.5-9
CORNHUSKER ARMY AMMUNITION PLANT
FEEDLOT WELL CA381-EXPLOSIVES

FIELD ID			CA381			CA381			CA381			CA381			CA381			CA381			CA381		
METHOD	Maximum	Detection	SW846 M8330			SW846 M8330			SW846 M8330			SW846 M8330			SW846 M8330			SW846 M8330			SW846 M8330		
COLLECT DATE	Detection	Frequency	3/19/2007			3/20/2006			3/23/2005			3/24/2004			3/24/2003			3/26/2002			3/29/2001		
			Result	RL	Qual	Result	RL	Qual	Result	RL	Qual	Result	RL	Qual	Result	RL	Qual	Result	RL	Qual	Result	RL	Qual
EXPLOSIVES (µg/L)																							
1,3,5-Trinitrobenzene	-	0 / 14	<	0.48	U	<	0.49	U	<	0.48	U	<	0.22	U	<	0.21	U	<	0.34	U	<	0.8	U
1,3-Dinitrobenzene	-	0 / 14	<	0.48	U	<	0.49	U	<	0.48	U	<	0.22	U	<	0.21	U	<	0.22	U	<	0.8	U
2,4,6-Trinitrotoluene	2.3 J	2 / 14	<	0.48	U	<	0.49	U	<	0.48	U	<	0.22	U	<	0.21	U	2.3	0.28	J	1.9	0.8	U
2,4-Dinitrotoluene	0.34 J	1 / 14	<	0.48	U	<	0.49	U	<	0.48	U	<	0.43	U	<	0.4	U	0.34	0.22	J	<	0.8	U
2,6-Dinitrotoluene	-	0 / 14	<	0.48	U	<	0.49	U	<	0.48	U	<	0.43	U	<	0.4	U	<	0.87	U	<	0.8	U
2-Amino-4,6-dinitrotoluene	23 J	4 / 14	<	0.48	U	<	0.49	U	<	0.48	U	<	0.43	U	8.3	0.4		23	3.5	J	18	8	
2-Nitrotoluene	-	0 / 14	<	0.48	U	<	0.49	U	<	0.48	U	<	0.43	U	<	0.4	U	<	0.69	U	<	0.8	U
3-Nitrotoluene	-	0 / 14	<	0.48	U	<	0.49	U	<	0.48	U	<	0.43	U	<	0.4	U	<	0.43	U	<	0.8	U
4-Amino-2,6-dinitrotoluene	22 J	4 / 14	<	0.48	U	<	0.49	U	<	0.48	U	<	0.43	U	7.9	0.4		22	5.9	J	13	0.8	
4-Nitrotoluene	-	0 / 14	<	0.48	U	<	0.49	U	<	0.48	U	<	0.7	U	<	0.64	U	<	1.4	U	<	0.8	U
HMX	8.4 J	6 / 14	<	0.48	U	<	0.49	U	<	0.48	U	1.9	0.55		4.3	0.5		8.4	0.95	J	5.6	1	
MNX	-	0 / 10	<	0.48	U	<	0.49	U	<	0.48	U	<	0.22	U		NA			NA			NA	
Nitrobenzene	1.3	1 / 14	<	0.48	U	<	0.49	U	<	0.48	U	<	0.22	U	<	0.21	U	<	0.39	U	<	0.8	U
RDX	19 J	6 / 14	<	0.48	U	<	0.49	U	0.83	0.48	P	0.2	0.22	J	5.6	0.21		19	5.6	J	9	0.8	
Tetryl	-	0 / 14	<	0.48	U	<	0.49	U	<	0.48	U	<	0.43	U	<	0.4	U	<	0.92	U	<	0.8	U

Notes:
< = less than reporting limit
µg/L = micrograms per liter
HMX = octahydro-1,3,5,7-tetranitro-1,3,5,7-tetrazocine
ID = identification number
J = estimated
MNX = mono-nitroso-RDX
NA = not analyzed
NRL = no reporting limit
Qual = qualifier
RDX = hexahydro-1,3,5-trinitro-1,3,5-triazine
RL = reporting limit
U = nondetect

TABLE E.1.5-9
CORNHUSKER ARMY AMMUNITION PLANT
FEEDLOT WELL CA381-EXPLOSIVES

FIELD ID			CA381		
METHOD	Maximum	Detection	SW846 M8330		
COLLECT DATE	Detection	Frequency	3/22/2000		
			Result	RL	Qual
EXPLOSIVES (µg/L)					
1,3,5-Trinitrobenzene	-	0 / 14	<	0.8	U
1,3-Dinitrobenzene	-	0 / 14	<	0.8	U
2,4,6-Trinitrotoluene	2.3 J	2 / 14	<	1.5	U
2,4-Dinitrotoluene	0.34 J	1 / 14	<	1.1	U
2,6-Dinitrotoluene	-	0 / 14	<	1.1	U
2-Amino-4,6-dinitrotoluene	23 J	4 / 14	10	1	
2-Nitrotoluene	-	0 / 14	<	1.1	U
3-Nitrotoluene	-	0 / 14	<	1.1	U
4-Amino-2,6-dinitrotoluene	22 J	4 / 14	9.2	1	
4-Nitrotoluene	-	0 / 14	<	1.1	U
HMX	8.4 J	6 / 14	6.6	0.8	
MNX	-	0 / 10		NA	
Nitrobenzene	1.3	1 / 14	<	0.8	U
RDX	19 J	6 / 14	11	0.8	
Tetryl	-	0 / 14	<	1.3	U

Notes:
< = less than reporting limit
µg/L = micrograms per liter
HMX = octahydro-1,3,5,7-tetranitro-1,3,5,7-tetrazocine
ID = identification number
J = estimated
MNX = mono-nitroso-RDX
NA = not analyzed
NRL = no reporting limit
Qual = qualifier
RDX = hexahydro-1,3,5-trinitro-1,3,5-triazine
RL = reporting limit
U = nondetect

TABLE E.1.5-10
CORNHUSKER ARMY AMMUNITION PLANT
FEEDLOT WELL CA382-EXPLOSIVES

FIELD ID			CA382			CA382			CA382			CA382			CA382			CA382			CA382		
METHOD	Maximum	Detection	SW846 M8330			SW846 M8330			SW846 M8330			SW846 M8330			SW846 M8330			SW846 M8330			SW846 M8330		
COLLECT DATE	Detection	Frequency	None			3/20/2013			3/6/2012			3/8/2011			3/9/2010			3/10/2009			3/11/2008		
			Result	RL	Qual	Result	RL	Qual	Result	RL	Qual	Result	RL	Qual	Result	RL	Qual	Result	RL	Qual	Result	RL	Qual
EXPLOSIVES (µg/L)																							
1,3,5-Trinitrobenzene	-	0 / 14				<	0.8	U	<	0.8	U	<	0.8	U	<	1	U	<	0.48	U	<	0.47	U
1,3-Dinitrobenzene	-	0 / 14				<	0.8	U	<	0.8	U	<	0.8	U	<	0.41	U	<	0.48	U	<	0.47	U
2,4,6-Trinitrotoluene	-	0 / 14				<	0.8	U	<	0.8	U	<	0.8	U	<	0.41	U	<	0.48	U	<	0.47	U
2,4-Dinitrotoluene	-	0 / 14				<	0.8	U	<	0.8	U	<	0.8	U	<	0.41	U	<	0.48	U	<	0.47	U
2,6-Dinitrotoluene	-	0 / 14	**Abandoned**			<	0.8	U	<	0.8	U	<	0.8	U	<	0.21	U	<	0.48	U	<	0.47	U
2-Amino-4,6-dinitrotoluene	11	4 / 14	**2013**			<	0.8	U	<	0.8	U	<	0.8	U	<	0.21	U	<	0.48	U	<	0.47	U
2-Nitrotoluene	-	0 / 14				<	0.8	U	<	0.8	U	<	0.8	U	<	0.41	U	<	0.48	U	<	0.47	U
3-Nitrotoluene	-	0 / 14				<	0.8	U	<	0.8	U	<	0.8	U	<	0.41	U	<	0.48	U	<	0.47	U
4-Amino-2,6-dinitrotoluene	2.8	4 / 14				<	1.4	U	<	1.4	U	<	0.8	U	<	0.21	U	<	0.48	U	<	0.47	U
4-Nitrotoluene	-	0 / 14				<	0.8	U	<	0.8	U	<	0.8	U	<	1	U	<	0.48	U	<	0.47	U
HMX	5	8 / 14				0.26	0.8	J	0.47	0.8	J	0.71	0.8	J	0.24	0.41	J	<	0.48	U	<	0.47	U
MNX	-	0 / 10				<	0.8	U	<	0.8	U	<	0.8	U	<	2.1	U	<	0.48	U	<	0.47	U
Nitrobenzene	-	0 / 14				<	0.8	U	<	0.8	U	<	0.8	U	<	0.41	U	<	0.48	U	<	0.47	U
RDX	4.4	3 / 14				<	0.8	U	<	0.8	U	<	0.8	U	<	0.21	U	<	0.48	U	<	0.47	U
Tetryl	-	0 / 14				<	1.6	U	<	0.8	U	<	0.8	U	<	0.25	U	<	0.48	U	<	0.47	U

Notes:
< = less than reporting limit
µg/L = micrograms per liter
HMX = octahydro-1,3,5,7-tetranitro-1,3,5,7-tetrazocine
ID = identification number
J = estimated
MNX = mono-nitroso-RDX
NA = not analyzed
NRL = no reporting limit
Qual = qualifier
RDX = hexahydro-1,3,5-trinitro-1,3,5-triazine
RL = reporting limit
U = nondetect

TABLE E.1.5-10
CORNHUSKER ARMY AMMUNITION PLANT
FEEDLOT WELL CA382-EXPLOSIVES

FIELD ID			CA382			CA382			CA382			CA382			CA382			CA382			CA382		
METHOD	Maximum	Detection	SW846 M8330			SW846 M8330			SW846 M8330			SW846 M8330			SW846 M8330			SW846 M8330			SW846 M8330		
COLLECT DATE	Detection	Frequency	3/19/2007			3/20/2006			3/23/2005			3/24/2004			3/24/2003			3/26/2002			3/29/2001		
			Result	RL	Qual	Result	RL	Qual	Result	RL	Qual	Result	RL	Qual	Result	RL	Qual	Result	RL	Qual	Result	RL	Qual
EXPLOSIVES (µg/L)																							
1,3,5-Trinitrobenzene	-	0 / 14	<	0.48	U	<	0.48	U	<	0.48	U	<	0.21	U	<	0.32	U	<	0.24	U	<	0.8	U
1,3-Dinitrobenzene	-	0 / 14	<	0.48	U	<	0.48	U	<	0.48	U	<	0.21	U	<	0.32	U	<	0.16	U	<	0.8	U
2,4,6-Trinitrotoluene	-	0 / 14	<	0.48	U	<	0.48	U	<	0.48	U	<	0.21	U	<	0.32	U	<	0.20	U	<	0.8	U
2,4-Dinitrotoluene	-	0 / 14	<	0.48	U	<	0.48	U	<	0.48	U	<	0.4	U	<	0.62	U	<	0.16	U	<	0.8	U
2,6-Dinitrotoluene	-	0 / 14	<	0.48	U	<	0.48	U	<	0.48	U	<	0.4	U	<	0.62	U	<	0.62	U	<	0.8	U
2-Amino-4,6-dinitrotoluene	11	4 / 14	<	0.48	U	<	0.48	U	<	0.48	U	<	0.4	U	0.7	0.62		2.4	0.25		11	0.8	
2-Nitrotoluene	-	0 / 14	<	0.48	U	<	0.48	U	<	0.48	U	<	0.4	U	<	0.62	U	<	0.49	U	<	0.8	U
3-Nitrotoluene	-	0 / 14	<	0.48	U	<	0.48	U	<	0.48	U	<	0.4	U	<	0.62	U	<	0.31	U	<	0.8	U
4-Amino-2,6-dinitrotoluene	2.8	4 / 14	<	0.48	U	<	0.48	U	<	0.48	U	<	0.4	U	0.38	0.62	J	0.52	0.42		2.8	0.8	
4-Nitrotoluene	-	0 / 14	<	0.48	U	<	0.48	U	<	0.48	U	<	0.65	U	<	1	U	<	1.0	U	<	0.8	U
HMX	5	8 / 14	0.93	0.48		<	0.48	U	<	0.48	U	<	0.51	U	<	0.78	U	0.81	0.68		3.8	1	U
MNX	-	0 / 10	<	0.48	U	<	0.48	U	<	0.48	U	<	0.21	U		NA			NA			NA	
Nitrobenzene	-	0 / 14	<	0.48	U	<	0.48	U	<	0.48	U	<	0.21	U	<	0.32	U	<	0.28	U	<	0.8	U
RDX	4.4	3 / 14	<	0.48	U	<	0.48	U	<	0.48	U	<	0.21	U	<	0.32	U	0.64	0.40		4.4	0.8	
Tetryl	-	0 / 14	<	0.48	U	<	0.48	U	<	0.48	U	<	0.4	U	<	0.62	U	<	0.66	U	<	0.8	U

Notes:
< = less than reporting limit
µg/L = micrograms per liter
HMX = octahydro-1,3,5,7-tetranitro-1,3,5,7-tetrazocine
ID = identification number
J = estimated
MNX = mono-nitroso-RDX
NA = not analyzed
NRL = no reporting limit
Qual = qualifier
RDX = hexahydro-1,3,5-trinitro-1,3,5-triazine
RL = reporting limit
U = nondetect

TABLE E.1.5-10
CORNHUSKER ARMY AMMUNITION PLANT
FEEDLOT WELL CA382-EXPLOSIVES

FIELD ID			CA382		
METHOD	Maximum	Detection	SW846 M8330		
COLLECT DATE	Detection	Frequency	3/22/2000		
			Result	RL	Qual
EXPLOSIVES (µg/L)					
1,3,5-Trinitrobenzene	-	0 / 14	<	0.8	U
1,3-Dinitrobenzene	-	0 / 14	<	0.8	U
2,4,6-Trinitrotoluene	-	0 / 14	<	1.5	U
2,4-Dinitrotoluene	-	0 / 14	<	1.1	U
2,6-Dinitrotoluene	-	0 / 14	<	1.1	U
2-Amino-4,6-dinitrotoluene	11	4 / 14	7.3	1	
2-Nitrotoluene	-	0 / 14	<	1.1	U
3-Nitrotoluene	-	0 / 14	<	1.1	U
4-Amino-2,6-dinitrotoluene	2.8	4 / 14	2.4	1	
4-Nitrotoluene	-	0 / 14	<	1.1	U
HMX	5	8 / 14	5	0.8	
MNX	-	0 / 10		NA	
Nitrobenzene	-	0 / 14	<	0.8	U
RDX	4.4	3 / 14	2.7	0.8	
Tetryl	-	0 / 14	<	1.3	U

Notes:
< = less than reporting limit
µg/L = micrograms per liter
HMX = octahydro-1,3,5,7-tetranitro-1,3,5,7-tetrazocine
ID = identification number
J = estimated
MNX = mono-nitroso-RDX
NA = not analyzed
NRL = no reporting limit
Qual = qualifier
RDX = hexahydro-1,3,5-trinitro-1,3,5-triazine
RL = reporting limit
U = nondetect

TABLE E.1.5-11
CORNHUSKER ARMY AMMUNITION PLANT
FEEDLOT WELL CA390-EXPLOSIVES

FIELD ID			CA390			CA390			CA390			CA390			CA390			CA390			CA390		
METHOD	Maximum	Detection	SW846 M8330			SW846 M8330			SW846 M8330			SW846 M8330			SW846 M8330			SW846 M8330			SW846 M8330		
COLLECT DATE	Detection	Frequency	None			3/7/2013			3/6/2012			3/9/2011			3/18/2010			3/11/2009			3/11/2008		
			Result	RL	Qual	Result	RL	Qual	Result	RL	Qual	Result	RL	Qual	Result	RL	Qual	Result	RL	Qual	Result	RL	Qual
EXPLOSIVES (µg/L)																							
1,3,5-Trinitrobenzene	-	0 / 12				<	0.8	U	<	0.8	U	<	0.8	U	<	1	U	<	0.48	U	<	0.48	U
1,3-Dinitrobenzene	-	0 / 12				<	0.8	U	<	0.8	U	<	0.8	U	<	0.4	U	<	0.48	U	<	0.48	U
2,4,6-Trinitrotoluene	-	0 / 12				<	0.8	U	<	0.8	U	<	0.8	U	<	0.4	U	<	0.48	U	<	0.48	U
2,4-Dinitrotoluene	-	0 / 12				<	0.8	U	<	0.8	U	<	0.8	U	<	0.4	U	<	0.48	U	<	0.48	U
2,6-Dinitrotoluene	-	0 / 12	**Abandoned**			<	0.8	U	<	0.8	U	<	0.8	U	<	0.2	U	<	0.48	U	<	0.48	U
2-Amino-4,6-dinitrotoluene	-	0 / 12	**2013**			<	0.8	U	<	0.8	U	<	0.8	U	<	0.2	U	<	0.48	U	<	0.48	U
2-Nitrotoluene	-	0 / 12				<	0.8	U	<	0.8	U	<	0.8	U	<	0.4	U	<	0.48	U	<	0.48	U
3-Nitrotoluene	-	0 / 12				<	0.8	U	<	0.8	U	<	0.8	U	<	0.4	U	<	0.48	U	<	0.48	U
4-Amino-2,6-dinitrotoluene	-	0 / 12				<	1.4	U	<	1.4	U	<	0.8	U	<	0.2	U	<	0.48	U	<	0.48	U
4-Nitrotoluene	-	0 / 12				<	0.8	U	<	0.8	U	<	0.8	U	<	1	U	<	0.48	U	<	0.48	U
HMX	0.93	11 / 12				0.54	0.8	J	0.56	0.8	J	0.52	0.8	J	0.62	0.4		0.77	0.48		0.93	0.48	
MNX	0.085 J	1 / 8				<	0.8	U	<	0.8	U	<	0.8	U	<	2	U	<	0.48	U	<	0.48	U
Nitrobenzene	-	0 / 12				<	0.8	U	<	0.8	U	<	0.8	U	<	0.4	U	<	0.48	U	<	0.48	U
RDX	2.9	12 / 12				0.66	0.8	J	1.2	0.8	J	1.4	0.8		0.89	0.2		2.1	0.48		2.9	0.48	
Tetryl	-	0 / 12				<	1.6	U	<	0.8	U	<	0.8	U	<	0.24	U	<	0.48	U	<	0.48	

Notes:
< = less than reporting limit
µg/L = micrograms per liter
HMX = octahydro-1,3,5,7-tetranitro-1,3,5,7-tetrazocine
ID = identification number
J = estimated
MNX = mono-nitroso-RDX
NA = not analyzed
NRL = no reporting limit
Qual = qualifier
RDX = hexahydro-1,3,5-trinitro-1,3,5-triazine
RL = reporting limit
U = nondetect

TABLE E.1.5-11
CORNHUSKER ARMY AMMUNITION PLANT
FEEDLOT WELL CA390-EXPLOSIVES

FIELD ID			CA390			CA390			CA390			CA390			CA390			CA390			CA390		
METHOD	Maximum	Detection	SW846 M8330			SW846 M8330			SW846 M8330			SW846 M8330			SW846 M8330			SW846 M8330			SW846 M8330		
COLLECT DATE	Detection	Frequency	None			3/29/2006			3/23/2005			3/24/2004			3/24/2003			3/26/2002			3/29/2001		
			Result	RL	Qual	Result	RL	Qual	Result	RL	Qual	Result	RL	Qual	Result	RL	Qual	Result	RL	Qual	Result	RL	Qual
EXPLOSIVES (µg/L)																							
1,3,5-Trinitrobenzene	-	0 / 12				<	0.48	U				<	0.17	U	<	0.25	U	<	0.39	U	<	0.8	U
1,3-Dinitrobenzene	-	0 / 12				<	0.48	U				<	0.17	U	<	0.25	U	<	0.26	U	<	0.8	U
2,4,6-Trinitrotoluene	-	0 / 12				<	0.48	U				<	0.17	U	<	0.25	U	<	0.32	UJ	<	0.8	U
2,4-Dinitrotoluene	-	0 / 12				<	0.48	U				<	0.33	U	<	0.48	U	<	0.26	U	<	0.8	U
2,6-Dinitrotoluene	-	0 / 12	**No 2007 Sample**			<	0.48	U	**No 2005 Sample**			<	0.33	U	<	0.48	U	<	1.0	U	<	0.8	U
2-Amino-4,6-dinitrotoluene	-	0 / 12	**Well Dry**			<	0.48	U	**Well Dry**			<	0.33	U	<	0.48	U	<	0.40	U	<	0.8	U
2-Nitrotoluene	-	0 / 12				<	0.48	U				<	0.33	U	<	0.48	U	<	0.79	U	<	0.8	U
3-Nitrotoluene	-	0 / 12				<	0.48	U				<	0.33	U	<	0.48	U	<	0.50	U	<	0.8	U
4-Amino-2,6-dinitrotoluene	-	0 / 12				<	0.48	U				<	0.33	U	<	0.48	U	<	0.68	U	<	0.8	U
4-Nitrotoluene	-	0 / 12				<	0.48	U				<	0.53	U	<	0.77	U	<	1.6	U	<	0.8	U
HMX	0.93	11 / 12				<	0.48	U				0.55	0.41		0.62	0.6		0.39	1.1	J	0.58	1	J
MNX	0.085 J	1 / 8				<	0.48	U				0.085	0.17	J		NA			NA			NA	
Nitrobenzene	-	0 / 12				<	0.48	U				<	0.17	U	<	0.25	U	<	0.45	U	<	0.8	U
RDX	2.9	12 / 12				1	0.48					0.89	0.17		2	0.25		1.2	0.65		1.5	0.8	
Tetryl	-	0 / 12				<	0.48	U				<	0.33	U	<	0.48	U	<	1.1	U	<	0.8	U

Notes:
< = less than reporting limit
µg/L = micrograms per liter
HMX = octahydro-1,3,5,7-tetranitro-1,3,5,7-tetrazocine
ID = identification number
J = estimated
MNX = mono-nitroso-RDX
NA = not analyzed
NRL = no reporting limit
Qual = qualifier
RDX = hexahydro-1,3,5-trinitro-1,3,5-triazine
RL = reporting limit
U = nondetect

TABLE E.1.5-11
CORNHUSKER ARMY AMMUNITION PLANT
FEEDLOT WELL CA390-EXPLOSIVES

FIELD ID			CA390		
METHOD	Maximum	Detection	SW846 M8330		
COLLECT DATE	Detection	Frequency	6/15/2000		
			Result	RL	Qual
EXPLOSIVES (µg/L)					
1,3,5-Trinitrobenzene	-	0 / 12	<	0.8	U
1,3-Dinitrobenzene	-	0 / 12	<	0.8	U
2,4,6-Trinitrotoluene	-	0 / 12	<	1.5	U
2,4-Dinitrotoluene	-	0 / 12	<	1.1	U
2,6-Dinitrotoluene	-	0 / 12	<	1.1	U
2-Amino-4,6-dinitrotoluene	-	0 / 12	<	1	U
2-Nitrotoluene	-	0 / 12	<	1.1	U
3-Nitrotoluene	-	0 / 12	<	1.1	U
4-Amino-2,6-dinitrotoluene	-	0 / 12	<	1	U
4-Nitrotoluene	-	0 / 12	<	1.1	U
HMX	0.93	11 / 12	0.53	0.8	
MNX	0.085 J	1 / 8		NA	
Nitrobenzene	-	0 / 12	<	0.8	U
RDX	2.9	12 / 12	1.3	0.8	
Tetryl	-	0 / 12	<	1.3	U

Notes:
< = less than reporting limit
µg/L = micrograms per liter
HMX = octahydro-1,3,5,7-tetranitro-1,3,5,7-tetrazocine
ID = identification number
J = estimated
MNX = mono-nitroso-RDX
NA = not analyzed
NRL = no reporting limit
Qual = qualifier
RDX = hexahydro-1,3,5-trinitro-1,3,5-triazine
RL = reporting limit
U = nondetect

TABLE E.1.5-12
CORNHUSKER ARMY AMMUNITION PLANT
FEEDLOT SURFACE WATER SAMPLES-EXPLOSIVES

FIELD ID			LAGOON SW001			LAGOON SW002			LAGOON SW003			LAGOON SW004			LAGOON SW005		
METHOD	Maximum	Detection	SW846 M8330			SW846 M8330			SW846 M8330			SW846 M8330			SW846 M8330		
COLLECT DATE	Detection	Frequency	3/29/2001			3/29/2001			3/29/2001			3/29/2001			3/29/2001		
			Result	RL	Qual	Result	RL	Qual	Result	RL	Qual	Result	RL	Qual	Result	RL	Qual
EXPLOSIVES (µg/L)																	
1,3,5-Trinitrobenzene	-	0/5	<	0.8	U	<	0.8	U	<	0.8	U	<	0.8	U	<	0.8	U
1,3-Dinitrobenzene	-	0/5	<	0.8	U	<	0.8	U	<	0.8	U	<	0.8	U	<	0.8	U
2,4,6-Trinitrotoluene	-	0/5	<	0.8	U	<	0.8	U	<	0.8	U	<	0.8	U	<	0.8	U
2,4-Dinitrotoluene	-	0/5	<	0.8	U	<	0.8	U	<	0.8	U	<	0.8	U	<	0.8	U
2,6-Dinitrotoluene	0.82	3/5	<	0.8	U	<	0.8	U	0.19	0.8	J	0.82	0.8		0.59	0.8	J
2-Amino-4,6-dinitrotoluene	1.9	4/5	0.35	0.8	J	0.17	0.8	J	<	0.8	U	1.9	0.8		0.92	0.8	U
2-Nitrotoluene	-	0/5	<	0.8	U	<	0.8	U	<	0.8	U	<	0.8	U	<	0.8	U
3-Nitrotoluene	-	0/5	<	0.8	U	<	0.8	U	<	0.8	U	<	0.8	U	<	0.8	U
4-Amino-2,6-dinitrotoluene	-	0/5	<	0.8	U	<	0.8	U	<	0.8	U	<	0.8	U	<	0.8	U
4-Nitrotoluene	-	0/5	<	0.8	U	<	0.8	U	<	0.8	U	<	0.8	U	<	0.8	U
HMX	-	0/5	<	1	U	<	1	U	<	1	U	<	1	U	<	1	U
MNX				NA			NA			NA			NA			NA	
Nitrobenzene	-	0/5	<	0.8	U	<	0.8	U	<	0.8	U	<	0.8	U	<	0.8	U
RDX	-	0/5	<	0.8	U	<	0.8	U	<	0.8	U	<	0.8	U	<	0.8	U
Tetryl	-	0/5	<	0.8	U	<	0.8	U	<	0.8	U	<	0.8	U	<	0.8	U

Notes:
Lagoon sampling discontinued after 2001 LTM event.

< = less than reporting limit
µg/L = micrograms per liter
HMX = octahydro-1,3,5,7-tetranitro-1,3,5,7-tetrazocine
ID = identification number
J = estimated
LTM = long-term monitoring
MNX = mono-nitroso-RDX
NA = not analyzed
NRL = no reporting limit
Qual = qualifier
RDX = hexahydro-1,3,5-trinitro-1,3,5-triazine
RL = reporting limit
U = nondetect

TABLE E.2.1-1
CORNHUSKER ARMY AMMUNITION PLANT
WELL G0011-NATURAL ATTENUATION PARAMETERS

FIELD ID	G0011			G0011			G0011			G0011			G0011			G0011			G0011		
COLLECT DATE	None			3/11/2013			3/5/2012			3/3/2011			3/1/2010			3/6/2009			3/12/2008		
	Result	RL	Qual	Result	RL	Qual	Result	RL	Qual	Result	RL	Qual	Result	RL	Qual	Result	RL	Qual	Result	RL	Qual
NATURAL ATTENUATION PARAMETERS																					
Methane RSK-175 (µg/L)				<	5	U	<	5	U	<	5	UJ	0.42	5	J	0.99	0.31		2.7	1.7	
Total Kjeldahl Nitrogen USEPA 351.2 (mg/L)				<	1	U	<	1	U	0.974	1	J	0.67	1	J	<	1	U	1.2	1	
Ammonia USEPA 350.1 (mg/L)	**Abandoned**			0.867	0.25		<	0.25	UJ	<	0.25	UJ	<	0.1	U	0.17	0.05		0.42	0.05	
Nitrate/Nitrite USEPA 353.2 (mg/L)	**2013**			<	0.1	U	<	0.1	U	<	0.1	U	<	0.1	U	<	0.05	U	<	0.05	U
Alkalinity SM 2320B (mg/L)				400	1.25		400	1.25		402	1		410	5		450	8		440	4	
Carbon Dioxide SM 2320B (mg/L)[1]				1260	50		1200	25		1050	25		1200	250		1200	100		1100	100	
Sulfate USEPA 9056A (mg/L)				0.2	2	J	0.2	2	J	0.2	2	J	<	4	U	<	1	U	<	1	U
Sulfide SM 9034 (mg/L)				4.44	1		3.54	1		4.06	1		4.3	1		4.5	1		5.5	1	
Dissolved Organic Carbon SM 9060A (mg/L)				178	10		177.8	10		179	0.4		180	2.2		200	0.22		194	1.8	

Notes:
Analysis methods listed are accurate for most current sampling event. Previous analysis methods may be different.

[1]Carbon dioxide calculated from alkalinity results. Values for 2003 and 2004 were modified to be consistent with previous years' results.

< = less than reporting limit
µg/L = micrograms per liter
ID = identification number
J = estimated
LOQ = limit of quantification
mg/L = milligrams per liter
Qual = qualifier
RL = reporting limit
RSK = Robert S. Kerr Environmental Research Laboratory
SM = Standard Method
U = nondetect
USEPA = United States Environmental Protection Agency

TABLE E.2.1-1
CORNHUSKER ARMY AMMUNITION PLANT
WELL G0011-NATURAL ATTENUATION PARAMETERS

FIELD ID	G0011			G0011			G0011			G0011			G0011			G0011			G0011		
COLLECT DATE	3/13/2007			3/29/2006			3/21/2005			3/16/2004			3/21/2003			3/21/2002			3/28/2001		
	Result	RL	Qual	Result	RL	Qual	Result	RL	Qual	Result	RL	Qual	Result	RL	Qual	Result	RL	Qual	Result	RL	Qual
NATURAL ATTENUATION PARAMETERS																					
Methane RSK-175 (µg/L)	2	0.87		5.5	0.87		3.1	0.87		<	2	U	<	2	U	<	2	U	1.4	1	
Total Kjeldahl Nitrogen USEPA 351.2 (mg/L)	<	1	U	<	1	U	<	1	U	<	0.55	U	<	0.39	U	<	0.56	U	0.398	0.1	
Ammonia USEPA 350.1 (mg/L)	<	0.05	U	0.18	0.05		0.25	0.05		0.23	0.2		0.16	0.2	J	0.16	0.2	J	0.152	0.1	
Nitrate/Nitrite USEPA 353.2 (mg/L)	<	0.05	U	<	0.05	U	<	0.05	U	<	1	U	<	0.1	U	0.63	0.1		<	0.5	U
Alkalinity SM 2320B (mg/L)	380	8		430	8		430	8		400	5		390	5		400	5		358	5	
Carbon Dioxide SM 2320B (mg/L)[1]	860	50		1100	100		1100	100		1100	100		1200	50		1100	50		951	50	
Sulfate USEPA 9056A (mg/L)	<	1	U	<	1	U	<	1	U	<	1	U	1.4	1		1.5	1		<	1	U
Sulfide SM 9034 (mg/L)	3.5	1		5.5	1		5	1		4.4	1		4.7	1		4.2	1		<	5	U
Dissolved Organic Carbon SM 9060A (mg/L)	170	0.88		190	0.88		190	0.1		176	1		172	1		176	1		158	5	

Notes:
Analysis methods listed are accurate for most current sampling event. Previous analysis methods may be different.

[1]Carbon dioxide calculated from alkalinity results. Values for 2003 and 2004 were modified to be consistent with previous years' results.

< = less than reporting limit
µg/L = micrograms per liter
ID = identification number
J = estimated
LOQ = limit of quantification
mg/L = milligrams per liter
Qual = qualifier
RL = reporting limit
RSK = Robert S. Kerr Environmental Research Laboratory
SM = Standard Method
U = nondetect
USEPA = United States Environmental Protection Agency

TABLE E.2.1-1
CORNHUSKER ARMY AMMUNITION PLANT
WELL G0011-NATURAL ATTENUATION PARAMETERS

FIELD ID	G0011			G0011			G0011		
COLLECT DATE	3/20/2000			3/26/1999			6/23/1998		
	Result	RL	Qual	Result	RL	Qual	Result	RL	Qual
NATURAL ATTENUATION PARAMETERS									
Methane RSK-175 (µg/L)	<	2	U	4.09	1		3.44	1	
Total Kjeldahl Nitrogen USEPA 351.2 (mg/L)	0.542	0.1		0.506	0.1		0.103	0.1	
Ammonia USEPA 350.1 (mg/L)	0.198	0.1		0.179	0.1		0.14	0.1	
Nitrate/Nitrite USEPA 353.2 (mg/L)	<	1	U	<	2	U	<	1	U
Alkalinity SM 2320B (mg/L)	407	5		415	5		402	5	
Carbon Dioxide SM 2320B (mg/L)[1]	908	10		927	5		298	5	
Sulfate USEPA 9056A (mg/L)	<	1	U	<	1	U	<	1	U
Sulfide SM 9034 (mg/L)	<	5	U	12.8	5		17.8	5	
Dissolved Organic Carbon SM 9060A (mg/L)	179	2.2		183	2.2		177	2.2	

Notes:
Analysis methods listed are accurate for most current sampling event. Previous analysis methods may be different.

[1]Carbon dioxide calculated from alkalinity results. Values for 2003 and 2004 were modified to be consistent with previous years' results.

< = less than reporting limit
µg/L = micrograms per liter
ID = identification number
J = estimated
LOQ = limit of quantification
mg/L = milligrams per liter
Qual = qualifier
RL = reporting limit
RSK = Robert S. Kerr Environmental Research Laboratory
SM = Standard Method
U = nondetect
USEPA = United States Environmental Protection Agency

TABLE E.2.1-2
CORNHUSKER ARMY AMMUNITION PLANT
WELL G0012-NATURAL ATTENUATION PARAMETERS

FIELD ID	G0012			G0012			G0012			G0012			G0012			G0012			G0012		
COLLECT DATE	None			3/11/2013			3/5/2012			3/7/2011			3/1/2010			3/6/2009			3/12/2008		
	Result	RL	Qual	Result	RL	Qual	Result	RL	Qual	Result	RL	Qual	Result	RL	Qual	Result	RL	Qual	Result	RL	Qual
NATURAL ATTENUATION PARAMETERS																					
Methane RSK-175 (µg/L)				0.7	5	J	0.43	5	J	<	5	UJ	2.8	5	J	0.85	0.31	J	2.3	1.7	
Total Kjeldahl Nitrogen USEPA 351.2 (mg/L)				1.07	1	J	<	1	U	0.363	1	J	0.33	1	J	<	1	U	1.5	1	
Ammonia USEPA 350.1 (mg/L)	**Abandoned**			0.195	0.25	J	0.187	0.25	J	0.179	0.25	J	0.042	0.1	J	0.076	0.05		0.36	0.05	J
Nitrate/Nitrite USEPA 353.2 (mg/L)	**2013**			<	0.1	U	<	0.1	U	0.083	0.1	J	0.027	0.1	J	0.063	0.05		<	0.05	U
Alkalinity SM 2320B (mg/L)				405	1.25		370	1.25		415	1		430	5		460	8		440	4	
Carbon Dioxide SM 2320B (mg/L)[1]				1240	50		974	25		853	25		840	100		550	50		1200	100	J
Sulfate USEPA 9056A (mg/L)				<	2	U	0.2	2	J	0.4	2	J	<	4	UJ	<	1	U	<	1	U
Sulfide SM 9034 (mg/L)				5.11	1		3.9	1		4.36	1		3.3	1		3.7	1		4.7	1	
Dissolved Organic Carbon SM 9060A (mg/L)				180	10		164.4	10		184	0.4		190	2.2		200	0.22		194	1.8	

Notes:
Analysis methods listed are accurate for most current sampling event. Previous analysis methods may be different.

[1]Carbon dioxide calculated from alkalinity results. Values for 2003 and 2004 were modified to be consistent with previous years' results.

< = less than reporting limit
µg/L = micrograms per liter
ID = identification number
J = estimated
LOQ = limit of quantification
mg/L = milligrams per liter
Qual = qualifier
RL = reporting limit
RSK = Robert S. Kerr Environmental Research Laboratory
SM = Standard Method
U = nondetect
USEPA = United States Environmental Protection Agency

TABLE E.2.1-2
CORNHUSKER ARMY AMMUNITION PLANT
WELL G0012-NATURAL ATTENUATION PARAMETERS

FIELD ID	G0012			G0012			G0012			G0012			G0012			G0012			G0012		
COLLECT DATE	3/13/2007			3/29/2006			3/22/2005			3/17/2004			3/24/2003			3/25/2002			3/27/2001		
	Result	RL	Qual	Result	RL	Qual	Result	RL	Qual	Result	RL	Qual	Result	RL	Qual	Result	RL	Qual	Result	RL	Qual
NATURAL ATTENUATION PARAMETERS																					
Methane RSK-175 (µg/L)	2.1	0.87		1.5	0.87		0.82	0.87	J	<	2	U	<	2	U	<	2	U	<	5.2	U
Total Kjeldahl Nitrogen USEPA 351.2 (mg/L)	<	1	U	<	1	U	<	1	U	0.3	0.2		<	0.36	U	<	0.8	U	1.3	0.1	
Ammonia USEPA 350.1 (mg/L)	0.12	0.05		0.097	0.05		0.16	0.05		<	0.2	U	0.14	0.2	J	1.9	0.4	J	<	0.1	U
Nitrate/Nitrite USEPA 353.2 (mg/L)	<	0.05	U	0.13	0.05		0.41	0.05		<	1	U	<	0.2	U	0.12	0.1		<	0.5	U
Alkalinity SM 2320B (mg/L)	430	8		420	8		420	8		410	5		450	5		450	5		390	5	
Carbon Dioxide SM 2320B (mg/L)[1]	1200	100	J	1300	100	J	1100	100	J	1100	40		1200	50		1000	50		900	100	
Sulfate USEPA 9056A (mg/L)	<	1	U	<	1	U	<	1	U	<	1	U	1.5	1	J	<	1	U	<	1	U
Sulfide SM 9034 (mg/L)	4.9	1		5.4	1		5.1	1		5.1	1		4.6	1		4.6	2		<	5	U
Dissolved Organic Carbon SM 9060A (mg/L)	190	0.88		180	0.88		180	0.1		180	1		198	1		200	1		172	5	

Notes:
Analysis methods listed are accurate for most current sampling event. Previous analysis methods may be different.

[1]Carbon dioxide calculated from alkalinity results. Values for 2003 and 2004 were modified to be consistent with previous years' results.

< = less than reporting limit
µg/L = micrograms per liter
ID = identification number
J = estimated
LOQ = limit of quantification
mg/L = milligrams per liter
Qual = qualifier
RL = reporting limit
RSK = Robert S. Kerr Environmental Research Laboratory
SM = Standard Method
U = nondetect
USEPA = United States Environmental Protection Agency

TABLE E.2.1-2
CORNHUSKER ARMY AMMUNITION PLANT
WELL G0012-NATURAL ATTENUATION PARAMETERS

FIELD ID	G0012			G0012			G0012		
COLLECT DATE	3/17/2000			3/29/1999			6/23/1998		
	Result	RL	Qual	Result	RL	Qual	Result	RL	Qual
NATURAL ATTENUATION PARAMETERS									
Methane RSK-175 (µg/L)	3.5	1		8.91	1		4.94	1	
Total Kjeldahl Nitrogen USEPA 351.2 (mg/L)	0.347	0.1		0.364	0.1		<	0.1	U
Ammonia USEPA 350.1 (mg/L)	<	0.1	U	<	0.1	U	<	0.1	U
Nitrate/Nitrite USEPA 353.2 (mg/L)	<	1	U	<	1	U	<	1	U
Alkalinity SM 2320B (mg/L)	412	5		440	5		422	5	
Carbon Dioxide SM 2320B (mg/L)[1]	896	5		671	10		656	5	
Sulfate USEPA 9056A (mg/L)	<	1	UJ	<	1	U	<	1	U
Sulfide SM 9034 (mg/L)	<	5	U	51.2	5		12.2	5	
Dissolved Organic Carbon SM 9060A (mg/L)	181	2.2		194	2.2		186	2.2	

Notes:
Analysis methods listed are accurate for most current sampling event. Previous analysis methods may be different.

[1]Carbon dioxide calculated from alkalinity results. Values for 2003 and 2004 were modified to be consistent with previous years' results.

< = less than reporting limit
µg/L = micrograms per liter
ID = identification number
J = estimated
LOQ = limit of quantification
mg/L = milligrams per liter
Qual = qualifier
RL = reporting limit
RSK = Robert S. Kerr Environmental Research Laboratory
SM = Standard Method
U = nondetect
USEPA = United States Environmental Protection Agency

TABLE E.2.1-3
CORNHUSKER ARMY AMMUNITION PLANT
WELL G0013-NATURAL ATTENUATION PARAMETERS

FIELD ID	G0013			G0013			G0013			G0013			G0013			G0013			G0013		
COLLECT DATE	None			3/12/2013			None			3/13/2008			3/14/2007			3/28/2006			3/21/2005		
	Result	RL	Qual	Result	RL	Qual	Result	RL	Qual	Result	RL	Qual	Result	RL	Qual	Result	RL	Qual	Result	RL	Qual
NATURAL ATTENUATION PARAMETERS																					
Methane RSK-175 (µg/L)				<	5	U				1	1.7	J	0.7	0.87	J	1.9	0.87		1.4	0.87	
Total Kjeldahl Nitrogen USEPA 351.2 (mg/L)				1.22	1					1.7	1		<	1	U	<	1	U	<	1	U
Ammonia USEPA 350.1 (mg/L)	**Abandoned**			0.715	0.25		**Not Sampled**			0.55	0.05		0.17	0.05		0.33	0.05		0.48	0.05	
Nitrate/Nitrite USEPA 353.2 (mg/L)	**2013**			<	0.1	U	**in 2009, 2010, 2011,**			<	0.05	U	29	1	J	<	0.05	U	<	0.05	U
Alkalinity SM 2320B (mg/L)				380	1.25		**2012**			380	4		400	8		370	8		380	8	
Carbon Dioxide SM 2320B (mg/L)[1]				1060	50					860	100		820	50		860	100		980	50	
Sulfate USEPA 9056A (mg/L)				<	2	U				<	1	U	<	1	U	<	1	U	<	1	U
Sulfide SM 9034 (mg/L)				5.48	1					4.8	1		4.2	1		4.8	1		5.1	1	
Dissolved Organic Carbon SM 9060A (mg/L)				169	10					167	1.8		170	0.88		160	0.88		170	0.1	

Notes:
Analysis methods listed are accurate for most current sampling event. Previous analysis methods may be different.

[1]Carbon dioxide calculated from alkalinity results. Values for 2003 and 2004 were modified to be consistent with previous years' results.

< = less than reporting limit
µg/L = micrograms per liter
ID = identification number
J = estimated
LOQ = limit of quantification
mg/L = milligrams per liter
Qual = qualifier
RL = reporting limit
RSK = Robert S. Kerr Environmental Research Laboratory
SM = Standard Method
U = nondetect
USEPA = United States Environmental Protection Agency

TABLE E.2.1-3
CORNHUSKER ARMY AMMUNITION PLANT
WELL G0013-NATURAL ATTENUATION PARAMETERS

FIELD ID	G0013			G0013			G0013			G0013			G0013			G0013			G0013		
COLLECT DATE	3/17/2004			3/21/2003			3/25/2002			3/28/2001			3/17/2000			3/29/1999			6/23/1998		
	Result	RL	Qual	Result	RL	Qual	Result	RL	Qual	Result	RL	Qual	Result	RL	Qual	Result	RL	Qual	Result	RL	Qual
NATURAL ATTENUATION PARAMETERS																					
Methane RSK-175 (µg/L)	<	2	U	<	2	U	<	2	U	4	1		5.1	1		6.71	1		4.06	1	
Total Kjeldahl Nitrogen USEPA 351.2 (mg/L)	<	0.34	U	<	0.67	U	0.98	0.4		1.01	0.1		1	0.1		0.703	0.1		0.221	0.1	
Ammonia USEPA 350.1 (mg/L)	0.41	0.2		0.44	0.2		1.1	0.4		0.587	0.1		0.473	0.1		0.369	0.1		0.363	0.1	
Nitrate/Nitrite USEPA 353.2 (mg/L)	<	1	U	<	0.2	UJ	<	0.1	U	<	0.5	U	<	1	U	<	1	U	<	1	U
Alkalinity SM 2320B (mg/L)	350	5		380	5		370	5		363	5		409	5		427	5		374	5	
Carbon Dioxide SM 2320B (mg/L)[1]	970	40		1100	50		1100	50		1120	50		1260	10		1270	10		1020	10	
Sulfate USEPA 9056A (mg/L)	<	1	U	1.5	1	J	<	1	U	<	1	U	<	1	UJ	<	1	U	<	1	U
Sulfide SM 9034 (mg/L)	5.1	1		5.4	1		5.4	1		<	5	U	<	5	U	6.8	5		16.1	5	
Dissolved Organic Carbon SM 9060A (mg/L)	154	1		167	1		160	1		160	5		180	2.2		188	2.2		165	2.2	

Notes:
Analysis methods listed are accurate for most current sampling event. Previous analysis methods may be different.

[1]Carbon dioxide calculated from alkalinity results. Values for 2003 and 2004 were modified to be consistent with previous years' results.

< = less than reporting limit
µg/L = micrograms per liter
ID = identification number
J = estimated
LOQ = limit of quantification
mg/L = milligrams per liter
Qual = qualifier
RL = reporting limit
RSK = Robert S. Kerr Environmental Research Laboratory
SM = Standard Method
U = nondetect
USEPA = United States Environmental Protection Agency

TABLE E.2.1-4
CORNHUSKER ARMY AMMUNITION PLANT
WELL G0014-NATURAL ATTENUATION PARAMETERS

FIELD ID	G0014			G0014			G0014			G0014			G0014			G0014			G0014		
COLLECT DATE	None			3/8/2013			3/5/2012			None			3/14/2007			3/29/2006			3/23/2005		
	Result	RL	Qual	Result	RL	Qual	Result	RL	Qual	Result	RL	Qual	Result	RL	Qual	Result	RL	Qual	Result	RL	Qual
NATURAL ATTENUATION PARAMETERS																					
Methane RSK-175 (µg/L)				<	5	U	<	5	U				0.93	0.87		0.87	0.87		1.1	0.87	
Total Kjeldahl Nitrogen USEPA 351.2 (mg/L)				0.952	1	J	3.48	1					<	1	U	1.2	1		<	1	U
Ammonia USEPA 350.1 (mg/L)	**Abandoned**			2.45	0.25		0.188	0.25	J	**Not Sampled**			0.089	0.05		0.19	0.05		0.49	0.05	
Nitrate/Nitrite USEPA 353.2 (mg/L)	**2013**			1.12	0.1		<	0.1	U	**in 2008, 2009, 2010,**			<	0.05	U	0.072	0.05		0.12	0.05	
Alkalinity SM 2320B (mg/L)				418	1.25		390	1.25		**2011**			420	8		380	8		380	8	
Carbon Dioxide SM 2320B (mg/L)[1]				892	25		999	25					1300	100		900	100		650	100	
Sulfate USEPA 9056A (mg/L)				<	2	U	0.2	2	J				<	1	U	<	1	U	<	1	U
Sulfide SM 9034 (mg/L)				4.77	1		<	1	U				4.8	1		5.1	1		4.3	1	
Dissolved Organic Carbon SM 9060A (mg/L)				186	10		173.3	1.25					190	0.88		170	0.88		170	0.1	

Notes:
Analysis methods listed are accurate for most current sampling event. Previous analysis methods may be different.

[1]Carbon dioxide calculated from alkalinity results. Values for 2003 and 2004 were modified to be consistent with previous years' results.

< = less than reporting limit
µg/L = micrograms per liter
ID = identification number
J = estimated
LOQ = limit of quantification
mg/L = milligrams per liter
Qual = qualifier
RL = reporting limit
RSK = Robert S. Kerr Environmental Research Laboratory
SM = Standard Method
U = nondetect
USEPA = United States Environmental Protection Agency

TABLE E.2.1-4
CORNHUSKER ARMY AMMUNITION PLANT
WELL G0014-NATURAL ATTENUATION PARAMETERS

FIELD ID	G0014			G0014			G0014			G0014			G0014			G0014			G0014		
COLLECT DATE	3/17/2004			3/21/2003			3/25/2002			3/28/2001			3/17/2000			3/29/1999			6/23/1998		
	Result	RL	Qual	Result	RL	Qual	Result	RL	Qual	Result	RL	Qual	Result	RL	Qual	Result	RL	Qual	Result	RL	Qual
NATURAL ATTENUATION PARAMETERS																					
Methane RSK-175 (µg/L)	<	2	U	<	2	U	<	2	U	2.5	1		10	1		59.8	5		21.7	1	
Total Kjeldahl Nitrogen USEPA 351.2 (mg/L)	1.5	0.2		1.6	0.2		0.84	0.4		1.09	0.1		0.347	0.1		0.461	0.1		0.169	0.1	
Ammonia USEPA 350.1 (mg/L)	1.5	0.2		1.6	0.2	J	<	0.63	U	0.544	0.1		0.223	0.1		0.115	0.1		0.199	0.1	
Nitrate/Nitrite USEPA 353.2 (mg/L)	<	1	U	<	0.2	UJ	0.11	0.1		<	0.5	U	<	1	U	<	1	U	<	1	U
Alkalinity SM 2320B (mg/L)	340	5		430	5		450	5		375	5		391	5		436	5		432	5	
Carbon Dioxide SM 2320B (mg/L)[1]	630	40		980	50		750	50		726	50		483	5		496	10		277	5	
Sulfate USEPA 9056A (mg/L)	<	1	U	1.1	1		<	1	U	<	1	U	<	1	UJ	<	1	U	<	1	U
Sulfide SM 9034 (mg/L)	3.7	1		5.4	1		4.5	1		<	5	U	13	5		7	5		12	5	
Dissolved Organic Carbon SM 9060A (mg/L)	150	1		189	1		198	1		165	5		172	2.2		192	2.2		190	2.2	

Notes:
Analysis methods listed are accurate for most current sampling event. Previous analysis methods may be different.

[1]Carbon dioxide calculated from alkalinity results. Values for 2003 and 2004 were modified to be consistent with previous years' results.

< = less than reporting limit
µg/L = micrograms per liter
ID = identification number
J = estimated
LOQ = limit of quantification
mg/L = milligrams per liter
Qual = qualifier
RL = reporting limit
RSK = Robert S. Kerr Environmental Research Laboratory
SM = Standard Method
U = nondetect
USEPA = United States Environmental Protection Agency

TABLE E.2.1-5
CORNHUSKER ARMY AMMUNITION PLANT
WELL G0015-NATURAL ATTENUATION PARAMETERS

FIELD ID	G0015			G0015			G0015			G0015			G0015			G0015			G0015		
COLLECT DATE	None			3/12/2013			3/8/2012			3/9/2011			3/1/2010			3/11/2009			3/13/2008		
	Result	RL	Qual	Result	RL	Qual	Result	RL	Qual	Result	RL	Qual	Result	RL	Qual	Result	RL	Qual	Result	RL	Qual
NATURAL ATTENUATION PARAMETERS																					
Methane RSK-175 (µg/L)				0.37	5	J	<	5	U	<	5	UJ	<	5	UJ	0.49	0.31		<	1.7	U
Total Kjeldahl Nitrogen USEPA 351.2 (mg/L)				<	1	U	<	1	UJ	<	1	UJ	0.34	1	J	<	1	UJ	1.3	1	J
Ammonia USEPA 350.1 (mg/L)	**Abandoned**			0.281	0.25	J	<	0.25	U	<	0.25	UJ	<	0.1	UJ	<	0.05	U	0.21	0.05	J
Nitrate/Nitrite USEPA 353.2 (mg/L)	**2013**			0.223	0.1		0.035	0.1	J	0.073	0.1	J	<	0.1	U	<	0.5	U	<	0.05	U
Alkalinity SM 2320B (mg/L)				368	1.25	J	305	1.25		340	1		320	5		280	20		330	4	
Carbon Dioxide SM 2320B (mg/L)[1]				392	10		433	25		527	25		460	50		400	20		480	100	J
Sulfate USEPA 9056A (mg/L)				0.2	2	J	0.2	2	J	0.2	2	J	<	4	U	<	1	U	<	1	U
Sulfide SM 9034 (mg/L)				2.51	1		3.28	1		3.43	1		3.1	1		3.3	1	J	3.7	1	
Dissolved Organic Carbon SM 9060A (mg/L)				164	10		135.6	10		151	0.4		140	2.2		120	0.22		145	0.88	

Notes:
Analysis methods listed are accurate for most current sampling event. Previous analysis methods may be different.

[1]Carbon dioxide calculated from alkalinity results. Values for 2003 and 2004 were modified to be consistent with previous years' results.

< = less than reporting limit
µg/L = micrograms per liter
ID = identification number
J = estimated
LOQ = limit of quantification
mg/L = milligrams per liter
Qual = qualifier
RL = reporting limit
RSK = Robert S. Kerr Environmental Research Laboratory
SM = Standard Method
U = nondetect
USEPA = United States Environmental Protection Agency

TABLE E.2.1-5
CORNHUSKER ARMY AMMUNITION PLANT
WELL G0015-NATURAL ATTENUATION PARAMETERS

FIELD ID	G0015			G0015			G0015			G0015			G0015			G0015			G0015		
COLLECT DATE	3/14/2007			3/28/2006			3/17/2005			3/23/2004			3/20/2003			3/26/2002			3/27/2001		
	Result	RL	Qual	Result	RL	Qual	Result	RL	Qual	Result	RL	Qual	Result	RL	Qual	Result	RL	Qual	Result	RL	Qual
NATURAL ATTENUATION PARAMETERS																					
Methane RSK-175 (µg/L)	<	0.87	U	<	0.87	U	0.57	0.87	J	<	2	U	<	2	U	<	2	U	0.7	1	J
Total Kjeldahl Nitrogen USEPA 351.2 (mg/L)	<	1	U	<	1	U	1.4	1		<	0.39	U	0.38	0.2		0.37	0.4	J	0.422	0.1	
Ammonia USEPA 350.1 (mg/L)	<	0.05	U	<	0.05	U	0.07	0.05		0.2	0.2	J	<	0.2	U	<	0.2	U	<	0.1	U
Nitrate/Nitrite USEPA 353.2 (mg/L)	0.14	0.05	J	0.32	0.05		0.15	0.05		0.61	0.1	J	<	0.2	U	0.27	0.1		<	0.5	U
Alkalinity SM 2320B (mg/L)	420	8		410	8		450	8		410	5		490	5		140	5		410	5	
Carbon Dioxide SM 2320B (mg/L)[1]	710	100	J	620	50	J	660	50	J	580	40		790	50	J	710	50		722	100	
Sulfate USEPA 9056A (mg/L)	<	1	U	<	1	U	1	1		<	1	U	<	1	U	<	1	U	<	1	U
Sulfide SM 9034 (mg/L)	3.9	1		4.1	1		4.2	1		3.8	1		5.3	1		4.8	1		<	5	U
Dissolved Organic Carbon SM 9060A (mg/L)	180	0.88		180	0.88		200	0.1		180	1		216	1		62	1		180	5	

Notes:
Analysis methods listed are accurate for most current sampling event. Previous analysis methods may be different.

[1]Carbon dioxide calculated from alkalinity results. Values for 2003 and 2004 were modified to be consistent with previous years' results.

< = less than reporting limit
µg/L = micrograms per liter
ID = identification number
J = estimated
LOQ = limit of quantification
mg/L = milligrams per liter
Qual = qualifier
RL = reporting limit
RSK = Robert S. Kerr Environmental Research Laboratory
SM = Standard Method
U = nondetect
USEPA = United States Environmental Protection Agency

TABLE E.2.1-5
CORNHUSKER ARMY AMMUNITION PLANT
WELL G0015-NATURAL ATTENUATION PARAMETERS

FIELD ID	G0015			G0015			G0015		
COLLECT DATE	3/20/2000			3/29/1999			6/23/1998		
	Result	RL	Qual	Result	RL	Qual	Result	RL	Qual
NATURAL ATTENUATION PARAMETERS									
Methane RSK-175 (µg/L)	<	1	U	<	1	U	1.55	1	
Total Kjeldahl Nitrogen USEPA 351.2 (mg/L)	0.385	0.1		0.315	0.1		<	0.1	U
Ammonia USEPA 350.1 (mg/L)	<	0.1	U	<	0.1	U	0.129	0.1	
Nitrate/Nitrite USEPA 353.2 (mg/L)	<	1	U	<	1	U	<	1	U
Alkalinity SM 2320B (mg/L)	455	5		456	5		423	5	
Carbon Dioxide SM 2320B (mg/L)[1]	960	10		571	10		610	5	
Sulfate USEPA 9056A (mg/L)	<	1	U	<	1	U	<	1	U
Sulfide SM 9034 (mg/L)	6.4	5		8.8	5		14.9	5	
Dissolved Organic Carbon SM 9060A (mg/L)	200	2.2		201	2.2		186	2.2	

Notes:
Analysis methods listed are accurate for most current sampling event. Previous analysis methods may be different.

[1]Carbon dioxide calculated from alkalinity results. Values for 2003 and 2004 were modified to be consistent with previous years' results.

< = less than reporting limit
µg/L = micrograms per liter
ID = identification number
J = estimated
LOQ = limit of quantification
mg/L = milligrams per liter
Qual = qualifier
RL = reporting limit
RSK = Robert S. Kerr Environmental Research Laboratory
SM = Standard Method
U = nondetect
USEPA = United States Environmental Protection Agency

TABLE E.2.1-6
CORNHUSKER ARMY AMMUNITION PLANT
WELL G0016-NATURAL ATTENUATION PARAMETERS

FIELD ID	G0016			G0016			G0016			G0016			G0016			G0016			G0016		
COLLECT DATE	None			None			3/8/2013			3/7/2012			3/9/2011			3/3/2010			3/11/2009		
	Result	RL	Qual	Result	RL	Qual	Result	RL	Qual	Result	RL	Qual	Result	RL	Qual	Result	RL	Qual	Result	RL	Qual
NATURAL ATTENUATION PARAMETERS																					
Methane RSK-175 (µg/L)							<	5	U	<	5	U	<	5	UJ	<	5	U	0.22	0.31	J
Total Kjeldahl Nitrogen USEPA 351.2 (mg/L)							<	1	U	<	1	UJ	<	1	UJ	0.27	1	J	<	1	U
Ammonia USEPA 350.1 (mg/L)	**Abandoned**			**Not Sampled**			0.944	0.25		<	0.25	U	<	0.25	UJ	<	0.1	U	<	0.05	U
Nitrate/Nitrite USEPA 353.2 (mg/L)	**2016**						1.71	0.1		2.4	0.1		2.1	0.1		1.2	0.1		0.51	0.5	
Alkalinity SM 2320B (mg/L)				**in 2014, 2015, 2016**			410	1.25		410	1.25		355	1		400	5		380	20	
Carbon Dioxide SM 2320B (mg/L)[1]							333	10		422	25		527	25		410	100		860	50	J
Sulfate USEPA 9056A (mg/L)							0.2	2	J	0.4	2	J	0.4	2	J	<	4	U	<	1	U
Sulfide SM 9034 (mg/L)							3.4	1		4	1		3.86	1		3.6	1		3	1	
Dissolved Organic Carbon SM 9060A (mg/L)							182	10		182.2	10		158	0.4		170	2.2		170	0.22	

Notes:
Analysis methods listed are accurate for most current sampling event. Previous analysis methods may be different.

[1]Carbon dioxide calculated from alkalinity results. Values for 2003 and 2004 were modified to be consistent with previous years' results.

< = less than reporting limit
µg/L = micrograms per liter
ID = identification number
J = estimated
LOQ = limit of quantification
mg/L = milligrams per liter
Qual = qualifier
RL = reporting limit
RSK = Robert S. Kerr Environmental Research Laboratory
SM = Standard Method
U = nondetect
USEPA = United States Environmental Protection Agency

TABLE E.2.1-6
CORNHUSKER ARMY AMMUNITION PLANT
WELL G0016-NATURAL ATTENUATION PARAMETERS

FIELD ID	G0016			G0016			G0016			G0016			G0016			G0016			G0016		
COLLECT DATE	3/13/2008			3/14/2007			3/28/2006			3/17/2005			3/17/2004			3/20/2003			3/26/2002		
	Result	RL	Qual	Result	RL	Qual	Result	RL	Qual	Result	RL	Qual	Result	RL	Qual	Result	RL	Qual	Result	RL	Qual
NATURAL ATTENUATION PARAMETERS																					
Methane RSK-175 (µg/L)	<	1.7	U	<	0.87	U	<	0.87	U	<	0.87	U	<	2	U	<	2	U	<	2	U
Total Kjeldahl Nitrogen USEPA 351.2 (mg/L)	1.1	1		<	1	U	<	1	U	1.3	1		0.34	0.2		0.45	0.2		0.84	0.4	
Ammonia USEPA 350.1 (mg/L)	0.19	0.05		<	0.05	U	<	0.05	U	<	0.05	U	<	0.2	U	<	0.2	U	0.05	0.2	J
Nitrate/Nitrite USEPA 353.2 (mg/L)	0.53	0.05		1.2	1	J	0.36	0.05		0.47	0.05		1.9	0.1		3.9	0.1		2.2	0.1	
Alkalinity SM 2320B (mg/L)	400	4		360	8		390	8		390	8		380	5		260	5		360	5	
Carbon Dioxide SM 2320B (mg/L)[1]	610	100		460	50		620	50		490	50		400	20		380	25		420	25	
Sulfate USEPA 9056A (mg/L)	<	1	U	<	1	U	<	1	U	<	1	U	<	1	U	<	1	U	<	1	U
Sulfide SM 9034 (mg/L)	4.5	1		3.7	1		4.3	1		4	1		3.3	1		3.4	1		3.8	1	
Dissolved Organic Carbon SM 9060A (mg/L)	176	0.88		160	0.88		170	0.88		170	0.1		167	1		114	1		160	1	

Notes:
Analysis methods listed are accurate for most current sampling event. Previous analysis methods may be different.

[1]Carbon dioxide calculated from alkalinity results. Values for 2003 and 2004 were modified to be consistent with previous years' results.

< = less than reporting limit
µg/L = micrograms per liter
ID = identification number
J = estimated
LOQ = limit of quantification
mg/L = milligrams per liter
Qual = qualifier
RL = reporting limit
RSK = Robert S. Kerr Environmental Research Laboratory
SM = Standard Method
U = nondetect
USEPA = United States Environmental Protection Agency

TABLE E.2.1-6
CORNHUSKER ARMY AMMUNITION PLANT
WELL G0016-NATURAL ATTENUATION PARAMETERS

FIELD ID	G0016			G0016			G0016			G0016		
COLLECT DATE	3/27/2001			3/21/2000			3/31/1999			6/26/1998		
	Result	RL	Qual	Result	RL	Qual	Result	RL	Qual	Result	RL	Qual
NATURAL ATTENUATION PARAMETERS												
Methane RSK-175 (µg/L)	<	1	U	<	1	U	<	1	U	<	1	U
Total Kjeldahl Nitrogen USEPA 351.2 (mg/L)	0.416	0.1		0.358	0.1		0.433	0.1		0.221	0.1	
Ammonia USEPA 350.1 (mg/L)	<	0.1	U	<	0.1	U	<	0.1	U	<	0.1	U
Nitrate/Nitrite USEPA 353.2 (mg/L)	2.69	0.5		<	1	U	1.66	1		2.08	1	
Alkalinity SM 2320B (mg/L)	350	5		391	5		392	5		384	5	
Carbon Dioxide SM 2320B (mg/L)[1]	399	25		39.9	1		390	5		298	5	
Sulfate USEPA 9056A (mg/L)	<	1	U	<	1	U	<	1	U	<	1	U
Sulfide SM 9034 (mg/L)	<	5	U	18.4	5		13.1	5		10.9	5	
Dissolved Organic Carbon SM 9060A (mg/L)	154	5		172	2.2		172	2.2		169	2.2	

Notes:
Analysis methods listed are accurate for most current sampling event. Previous analysis methods may be different.

[1]Carbon dioxide calculated from alkalinity results. Values for 2003 and 2004 were modified to be consistent with previous years' results.

< = less than reporting limit
µg/L = micrograms per liter
ID = identification number
J = estimated
LOQ = limit of quantification
mg/L = milligrams per liter
Qual = qualifier
RL = reporting limit
RSK = Robert S. Kerr Environmental Research Laboratory
SM = Standard Method
U = nondetect
USEPA = United States Environmental Protection Agency

TABLE E.2.1-7
CORNHUSKER ARMY AMMUNITION PLANT
WELL G0017-NATURAL ATTENUATION PARAMETERS

FIELD ID	G0017					G0017					G0017					G0017				
COLLECT DATE	3/14/2018					3/24/2017					8/8/2016					8/6/2015				
	Result	Qual	DL	LOD	LOQ	Result	Qual	DL	LOD	LOQ	Result	DL	LOD	LOQ	Qual	Result	DL	LOD	LOQ	Qual
NATURAL ATTENUATION PARAMETERS																				
Methane RSK-175 (µg/L)	8200	J	0.22	0.8	5	13000		0.44	1.6	10	9600	0.22	0.80	5.0		7800	0.22	0.8	5	
Total Kjeldahl Nitrogen USEPA 351.2 (mg/L)	<	U	0.18	0.5	1	1.1		0.18	0.5	1	0.63	0.18	0.50	1.0	J	0.45	0.18	0.5	1	J
Ammonia USEPA 350.1 (mg/L)	0.13		0.02	0.05	0.1	0.18		0.022	0.05	0.1	0.14	0.022	0.050	0.10		0.088	0.022	0.05	0.1	J
Nitrate/Nitrite USEPA 353.2 (mg/L)	<	U	0.02	0.05	0.1	<	U	0.019	0.05	0.1	0.23	0.019	0.050	0.10		<	0.019	0.05	0.1	U
Alkalinity SM 2320B (mg/L)	500		1.1	3.2	5	490		1.1	3.2	5	450	1.1	3.2	5.0		460	1.1	3.2	5	
Carbon Dioxide SM 2320B (mg/L)[1]	330		1.2	2.5	25	190		2.3	5	50	350	2.3	5.0	50		410	1.2	2.5	25	
Sulfate USEPA 9056A (mg/L)	8.8		0.79	1.9	4	13		0.79	1.9	4	14	0.79	1.9	4.0		24	0.79	1.9	4	
Sulfide SM 9034 (mg/L)	5.1		0.16	0.5	1	5.5		0.16	0.5	1	6.6	0.16	0.50	1.0		12	0.16	0.5	1	
Dissolved Organic Carbon SM 9060A (mg/L)	222		1.1	3.2	5	217.8		1.1	3.2	5	200	1.1	3.2	5.0		204.4	1.1	3.2	5	

Notes:
Analysis methods listed are accurate for most current sampling event. Previous analysis methods may be different.

[1]Carbon dioxide calculated from alkalinity results. Values for 2003 and 2004 were modified to be consistent with previous years' results.

< = less than reporting limit
µg/L = micrograms per liter
ID = identification number
J = estimated
LOQ = limit of quantification
mg/L = milligrams per liter
Qual = qualifier
RL = reporting limit
RSK = Robert S. Kerr Environmental Research Laboratory
SM = Standard Method
U = nondetect
USEPA = United States Environmental Protection Agency

TABLE E.2.1-7
CORNHUSKER ARMY AMMUNITION PLANT
WELL G0017-NATURAL ATTENUATION PARAMETERS

FIELD ID	G0017			G0017			G0017			G0017			G0017			G0017			G0017		
COLLECT DATE	8/7/2014			3/8/2013			3/7/2012			3/7/2011			3/3/2010			3/11/2009			3/13/2008		
	Result	LOQ	Qual	Result	RL	Qual	Result	RL	Qual	Result	RL	Qual	Result	RL	Qual	Result	RL	Qual	Result	RL	Qual
NATURAL ATTENUATION PARAMETERS																					
Methane RSK-175 (µg/L)	10000	5		2400	100		3800	250		2100	100		4900	50		1.5	0.31		<	1.7	U
Total Kjeldahl Nitrogen USEPA 351.2 (mg/L)	0.66	1	J	0.615	1	J	2.1	1		1.72	1		1.1	1		<	1	U	1.1	1	
Ammonia USEPA 350.1 (mg/L)	0.15	0.1		1.42	0.25		<	0.25	U	0.204	0.25	J	1.7	0.1		<	0.05	U	0.071	0.05	
Nitrate/Nitrite USEPA 353.2 (mg/L)	<	0.1	U	0.024	0.1	J	0.043	0.1	J	0.249	0.1		0.16	0.1		0.85	0.05		0.23	0.05	
Alkalinity SM 2320B (mg/L)	510	5		462	1.25		760	1.25		575	1		660	5		360	20		390	4	
Carbon Dioxide SM 2320B (mg/L)[1]	330	5	J	544	25		439	25		73.8	1		45	5		760	50		580	100	
Sulfate USEPA 9056A (mg/L)	21	4		22	2		56	2		12	2		34	4		<	1	U	<	1	U
Sulfide SM 9034 (mg/L)	36	1		58.4	1		673	1		864	1		220	6.2		4.8	1		4.9	1	
Dissolved Organic Carbon SM 9060A (mg/L)	226.7	5		205	10		337.8	10		256	0.4		290	2.2		160	0.22		172	0.88	

Notes:
Analysis methods listed are accurate for most current sampling event. Previous analysis methods may be different.

[1]Carbon dioxide calculated from alkalinity results. Values for 2003 and 2004 were modified to be consistent with previous years' results.

< = less than reporting limit
µg/L = micrograms per liter
ID = identification number
J = estimated
LOQ = limit of quantification
mg/L = milligrams per liter
Qual = qualifier
RL = reporting limit
RSK = Robert S. Kerr Environmental Research Laboratory
SM = Standard Method
U = nondetect
USEPA = United States Environmental Protection Agency

TABLE E.2.1-7
CORNHUSKER ARMY AMMUNITION PLANT
WELL G0017-NATURAL ATTENUATION PARAMETERS

FIELD ID	G0017			G0017			G0017			G0017			G0017			G0017			G0017		
COLLECT DATE	3/14/2007			3/16/2006			3/17/2005			3/23/2004			3/20/2003			3/26/2002			3/27/2001		
	Result	RL	Qual	Result	RL	Qual	Result	RL	Qual	Result	RL	Qual	Result	RL	Qual	Result	RL	Qual	Result	RL	Qual
NATURAL ATTENUATION PARAMETERS																					
Methane RSK-175 (µg/L)	<	0.87	U	<	0.87	U	<	0.87	U	<	2	U	<	2	U	<	2	U	0.63	1	J
Total Kjeldahl Nitrogen USEPA 351.2 (mg/L)	<	1	U	<	1	UJ	1.5	1		<	0.61	U	0.39	0.2		0.65	0.4		0.289	0.1	
Ammonia USEPA 350.1 (mg/L)	<	0.05	U	<	0.05	U	0.06	0.05		0.34	0.2		<	0.2	U	<	0.2	U	<	0.1	U
Nitrate/Nitrite USEPA 353.2 (mg/L)	0.081	0.05		<	0.25	U	0.9	0.05		2	0.1		1.5	0.1		1.4	0.1		0.976	0.5	
Alkalinity SM 2320B (mg/L)	400	8		390	8		390	8		350	5		370	5		370	5		350	5	
Carbon Dioxide SM 2320B (mg/L)[1]	810	100		610	100		420	50		220	20		400	25		260	10		202	5	
Sulfate USEPA 9056A (mg/L)	<	1	U	<	1	U	<	1	U	<	1	U	<	1	U	<	1	U	<	1	U
Sulfide SM 9034 (mg/L)	4.9	1		4.5	1		4.2	1		3.3	1		4.4	1		3.8	1		<	5	U
Dissolved Organic Carbon SM 9060A (mg/L)	180	0.88		170	0.88		170	0.1		154	1		163	1		160	1		154	5	

Notes:
Analysis methods listed are accurate for most current sampling event. Previous analysis methods may be different.

[1]Carbon dioxide calculated from alkalinity results. Values for 2003 and 2004 were modified to be consistent with previous years' results.

< = less than reporting limit
µg/L = micrograms per liter
ID = identification number
J = estimated
LOQ = limit of quantification
mg/L = milligrams per liter
Qual = qualifier
RL = reporting limit
RSK = Robert S. Kerr Environmental Research Laboratory
SM = Standard Method
U = nondetect
USEPA = United States Environmental Protection Agency

TABLE E.2.1-7
CORNHUSKER ARMY AMMUNITION PLANT
WELL G0017-NATURAL ATTENUATION PARAMETERS

FIELD ID	G0017			G0017			G0017		
COLLECT DATE	3/21/2000			3/31/1999			6/26/1998		
	Result	RL	Qual	Result	RL	Qual	Result	RL	Qual
NATURAL ATTENUATION PARAMETERS									
Methane RSK-175 (µg/L)	<	1	U	<	1	U	<	1	U
Total Kjeldahl Nitrogen USEPA 351.2 (mg/L)	0.309	0.1		0.521	0.1		0.198	0.1	
Ammonia USEPA 350.1 (mg/L)	<	0.1	U	<	0.1	U	<	0.1	U
Nitrate/Nitrite USEPA 353.2 (mg/L)	1.12	1		1.37	1		2.54	1	
Alkalinity SM 2320B (mg/L)	358	5		474	5		398	5	
Carbon Dioxide SM 2320B (mg/L)[1]	181	2		273	5		329	5	
Sulfate USEPA 9056A (mg/L)	<	1	U	<	1	U	<	1	U
Sulfide SM 9034 (mg/L)	11.1	5		14.3	5		8.3	5	
Dissolved Organic Carbon SM 9060A (mg/L)	158	2.2		209	2.2		175	2.2	

Notes:
Analysis methods listed are accurate for most current sampling event. Previous analysis methods may be different.

[1]Carbon dioxide calculated from alkalinity results. Values for 2003 and 2004 were modified to be consistent with previous years' results.

< = less than reporting limit
µg/L = micrograms per liter
ID = identification number
J = estimated
LOQ = limit of quantification
mg/L = milligrams per liter
Qual = qualifier
RL = reporting limit
RSK = Robert S. Kerr Environmental Research Laboratory
SM = Standard Method
U = nondetect
USEPA = United States Environmental Protection Agency

TABLE E.2.1-8
CORNHUSKER ARMY AMMUNITION PLANT
WELL G0018-NATURAL ATTENUATION PARAMETERS

FIELD ID	G0018			G0018			G0018			G0018			G0018			G0018			G0018		
COLLECT DATE	None			3/14/2013			3/8/2012			3/9/2011			3/3/2010			3/11/2009			3/14/2008		
	Result	RL	Qual	Result	RL	Qual	Result	RL	Qual	Result	RL	Qual	Result	RL	Qual	Result	RL	Qual	Result	RL	Qual
NATURAL ATTENUATION PARAMETERS																					
Methane RSK-175 (µg/L)				<	5	J	2.2	5	J	<	5	UJ	0.74	5	J	<	0.31	U	1.1	1.7	J
Total Kjeldahl Nitrogen USEPA 351.2 (mg/L)				0.984	1	U	<	1	U	1.14	1		0.48	1	J	<	1	U	4.1	1	J
Ammonia USEPA 350.1 (mg/L)	**Not Sampled**			1.02	0.25		1.5	0.25		0.621	0.25		0.5	0.1		0.72	0.05		3.4	0.1	
Nitrate/Nitrite USEPA 353.2 (mg/L)				6.52	0.1		6.31	0.1		5.32	0.1		6.1	0.1		0.56	0.5		1.3	0.05	
Alkalinity SM 2320B (mg/L)	**in 2014, 2015, 2016**			350	1.25		375	1.25		345	1		390	5		440	20		410	4	
Carbon Dioxide SM 2320B (mg/L)[1]				37.3	1		535	25		484	25		480	100		480	50		520	100	
Sulfate USEPA 9056A (mg/L)				<	2	J	0.2	2	J	0.2	2	J	<	4	U	<	1	U	<	1	U
Sulfide SM 9034 (mg/L)				3.45	1		4	1		4.27	1		4	1		4.3	1		4	1	
Dissolved Organic Carbon SM 9060A (mg/L)				156	10		166.7	10		153	0.4		170	2.2		190	0.22		180	0.88	

Notes:
Analysis methods listed are accurate for most current sampling event. Previous analysis methods may be different.

[1]Carbon dioxide calculated from alkalinity results. Values for 2003 and 2004 were modified to be consistent with previous years' results.

< = less than reporting limit
µg/L = micrograms per liter
ID = identification number
J = estimated
LOQ = limit of quantification
mg/L = milligrams per liter
Qual = qualifier
RL = reporting limit
RSK = Robert S. Kerr Environmental Research Laboratory
SM = Standard Method
U = nondetect
USEPA = United States Environmental Protection Agency

TABLE E.2.1-8
CORNHUSKER ARMY AMMUNITION PLANT
WELL G0018-NATURAL ATTENUATION PARAMETERS

FIELD ID	G0018			G0018			G0018			G0018			G0018			G0018			G0018		
COLLECT DATE	3/15/2007			3/28/2006			3/16/2005			3/17/2004			3/18/2003			3/22/2002			3/26/2001		
	Result	RL	Qual	Result	RL	Qual	Result	RL	Qual	Result	RL	Qual	Result	RL	Qual	Result	RL	Qual	Result	RL	Qual
NATURAL ATTENUATION PARAMETERS																					
Methane RSK-175 (µg/L)	1.6	0.87		1.1	0.87		0.69	0.87	J	<	2	U	<	2	U	<	2	U	<	1	U
Total Kjeldahl Nitrogen USEPA 351.2 (mg/L)	3.2	1		1.8	1		2.3	1		1.1	0.2		0.97	0.2	J	0.44	0.2		0.35	0.1	
Ammonia USEPA 350.1 (mg/L)	3.3	0.05		1.4	0.05		0.77	0.05		0.37	0.2		<	0.45	U	0.23	0.2		0.109	0.1	
Nitrate/Nitrite USEPA 353.2 (mg/L)	1.7	1		2.7	0.1		2.4	0.05		4.5	1		3.4	0.1		3.1	0.1		2.36	0.5	
Alkalinity SM 2320B (mg/L)	420	8		430	8		440	8		420	5		390	5		410	5		323	5	
Carbon Dioxide SM 2320B (mg/L)[1]	460	100		470	50		450	50		380	20		420	0.4		360	25		302	5	
Sulfate USEPA 9056A (mg/L)	3	1		<	1	U	<	1	U	<	1	U	<	1	U	1.6	1		<	1	U
Sulfide SM 9034 (mg/L)	4	1		4.3	1		4	1		3.7	1		3.4	1		3.5	1		<	5	U
Dissolved Organic Carbon SM 9060A (mg/L)	190	0.88		190	0.88		190	0.1		185	1		172	1		180	1		142	5	

Notes:
Analysis methods listed are accurate for most current sampling event. Previous analysis methods may be different.

[1]Carbon dioxide calculated from alkalinity results. Values for 2003 and 2004 were modified to be consistent with previous years' results.

< = less than reporting limit
µg/L = micrograms per liter
ID = identification number
J = estimated
LOQ = limit of quantification
mg/L = milligrams per liter
Qual = qualifier
RL = reporting limit
RSK = Robert S. Kerr Environmental Research Laboratory
SM = Standard Method
U = nondetect
USEPA = United States Environmental Protection Agency

TABLE E.2.1-8
CORNHUSKER ARMY AMMUNITION PLANT
WELL G0018-NATURAL ATTENUATION PARAMETERS

FIELD ID	G0018			G0018			G0018		
COLLECT DATE	3/20/2000			3/29/1999			6/18/1998		
	Result	RL	Qual	Result	RL	Qual	Result	RL	Qual
NATURAL ATTENUATION PARAMETERS									
Methane RSK-175 (µg/L)	<	1	U	<	1	U	<	1	U
Total Kjeldahl Nitrogen USEPA 351.2 (mg/L)	0.268	0.1		0.212	0.1		0.04	0.1	J
Ammonia USEPA 350.1 (mg/L)	<	0.1	U	<	0.1	U	0.09	0.1	J
Nitrate/Nitrite USEPA 353.2 (mg/L)	2.52	1		2.32	1		2.55	1	
Alkalinity SM 2320B (mg/L)	351	5		300	5		289	5	
Carbon Dioxide SM 2320B (mg/L)[1]	328	2		182	10		195	2	
Sulfate USEPA 9056A (mg/L)	<	1	U	<	1	U	<	1	U
Sulfide SM 9034 (mg/L)	<	5	U	8.5	5		5.2	5	
Dissolved Organic Carbon SM 9060A (mg/L)	154	2.2		132	2.2		127	2.2	

Notes:
Analysis methods listed are accurate for most current sampling event. Previous analysis methods may be different.

[1]Carbon dioxide calculated from alkalinity results. Values for 2003 and 2004 were modified to be consistent with previous years' results.

< = less than reporting limit
µg/L = micrograms per liter
ID = identification number
J = estimated
LOQ = limit of quantification
mg/L = milligrams per liter
Qual = qualifier
RL = reporting limit
RSK = Robert S. Kerr Environmental Research Laboratory
SM = Standard Method
U = nondetect
USEPA = United States Environmental Protection Agency

TABLE E.2.1-9
CORNHUSKER ARMY AMMUNITION PLANT
WELL G0019-NATURAL ATTENUATION PARAMETERS

FIELD ID	G0019			G0019			G0019			G0019			G0019			G0019			G0019		
COLLECT DATE	None			None			3/19/2013			3/14/2012			3/10/2011			3/15/2010			3/12/2009		
	Result	RL	Qual	Result	RL	Qual	Result	RL	Qual	Result	RL	Qual	Result	RL	Qual	Result	RL	Qual	Result	RL	Qual
NATURAL ATTENUATION PARAMETERS																					
Methane RSK-175 (µg/L)							160	5		210	10		160	5		<	5	U	<	0.31	U
Total Kjeldahl Nitrogen USEPA 351.2 (mg/L)							0.498	1	J	<	1	UJ	0.415	1	J	0.24	1	J	<	1	U
Ammonia USEPA 350.1 (mg/L)	**Abandoned**			**Not Sampled**			<	0.25	U	<	0.25	UJ	<	0.25	UJ	<	0.1	U	<	0.05	U
Nitrate/Nitrite USEPA 353.2 (mg/L)	**2014**			**in 2014**			0.803	0.1		0.419	0.1		0.324	0.1		0.58	0.1	J	0.81	0.05	
Alkalinity SM 2320B (mg/L)							420	1.25		350	1.25		425	1		350	5		340	20	
Carbon Dioxide SM 2320B (mg/L)[1]							240	10		298	10		300	10		110	25		220	20	J
Sulfate USEPA 9056A (mg/L)							0.2	2	J	0.6	2	J	0.2	2	J	2.1	1		<	1	U
Sulfide SM 9034 (mg/L)							19.8	1		3.59	1		4.47	1		1.9	1		3.6	1	
Dissolved Organic Carbon SM 9060A (mg/L)							187	10		155.6	10		189	0.4		160	2.2		150	0.22	

Notes:
Analysis methods listed are accurate for most current sampling event. Previous analysis methods may be different.

[1]Carbon dioxide calculated from alkalinity results. Values for 2003 and 2004 were modified to be consistent with previous years' results.

< = less than reporting limit
µg/L = micrograms per liter
ID = identification number
J = estimated
LOQ = limit of quantification
mg/L = milligrams per liter
Qual = qualifier
RL = reporting limit
RSK = Robert S. Kerr Environmental Research Laboratory
SM = Standard Method
U = nondetect
USEPA = United States Environmental Protection Agency

TABLE E.2.1-9
CORNHUSKER ARMY AMMUNITION PLANT
WELL G0019-NATURAL ATTENUATION PARAMETERS

FIELD ID	G0019			G0019			G0019			G0019			G0019			G0019			G0019		
COLLECT DATE	3/19/2008			3/14/2007			3/28/2006			3/17/2005			3/17/2004			3/25/2003			3/26/2002		
	Result	RL	Qual	Result	RL	Qual	Result	RL	Qual	Result	RL	Qual	Result	RL	Qual	Result	RL	Qual	Result	RL	Qual
NATURAL ATTENUATION PARAMETERS																					
Methane RSK-175 (µg/L)	2.4	1.7		<	0.87	U	<	0.87	U	<	0.87	U	<	2	U	<	2	U	<	2	U
Total Kjeldahl Nitrogen USEPA 351.2 (mg/L)	<	1	U	<	1	U	<	1	U	1.3	1		<	0.26	U	<	0.2	U	<	0.4	U
Ammonia USEPA 350.1 (mg/L)	0.15	0.05		<	0.05	U	<	0.05	U	<	0.05	U	<	0.2	U	<	0.2	U	0.92	0.2	
Nitrate/Nitrite USEPA 353.2 (mg/L)	0.45	0.05		1.3	1	J	2.1	0.05		1.2	0.05		<	0.1	U	0.79	0.1		0.73	0.1	
Alkalinity SM 2320B (mg/L)	340	4		350	8		340	8		330	8		320	5		400	5		400	5	
Carbon Dioxide SM 2320B (mg/L)[1]	190	20		170	20		130	10		76	10		75	2		78	5		94	5	
Sulfate USEPA 9056A (mg/L)	<	1	U	<	1	U	<	1	U	<	1	U	<	1	U	<	1	U	<	1	U
Sulfide SM 9034 (mg/L)	2.9	1		2.4	1		2.6	1		2.1	1		<	1.9	U	1.8	1		2	1	
Dissolved Organic Carbon SM 9060A (mg/L)	150	0.88		160	0.88		150	0.88		140	0.1		141	1		176	1		180	1	

Notes:
Analysis methods listed are accurate for most current sampling event. Previous analysis methods may be different.

[1]Carbon dioxide calculated from alkalinity results. Values for 2003 and 2004 were modified to be consistent with previous years' results.

< = less than reporting limit
µg/L = micrograms per liter
ID = identification number
J = estimated
LOQ = limit of quantification
mg/L = milligrams per liter
Qual = qualifier
RL = reporting limit
RSK = Robert S. Kerr Environmental Research Laboratory
SM = Standard Method
U = nondetect
USEPA = United States Environmental Protection Agency

TABLE E.2.1-9
CORNHUSKER ARMY AMMUNITION PLANT
WELL G0019-NATURAL ATTENUATION PARAMETERS

FIELD ID	G0019			G0019			G0019			G0019		
COLLECT DATE	3/26/2001			3/21/2000			3/31/1999			6/22/1998		
	Result	RL	Qual	Result	RL	Qual	Result	RL	Qual	Result	RL	Qual
NATURAL ATTENUATION PARAMETERS												
Methane RSK-175 (µg/L)	<	1	U	<	1	U	<	1	U	<	1	U
Total Kjeldahl Nitrogen USEPA 351.2 (mg/L)	0.277	0.1		0.226	0.1		0.257	0.1		<	0.1	U
Ammonia USEPA 350.1 (mg/L)	<	0.1	U	<	0.1	U	<	0.1	U	<	0.1	U
Nitrate/Nitrite USEPA 353.2 (mg/L)	0.492	0.5	J	<	1	U	<	1	U	0.89	1	J
Alkalinity SM 2320B (mg/L)	393	5		356	5		410	5		368	5	
Carbon Dioxide SM 2320B (mg/L)[1]	135	2.5		105	2		114	5		104	1	
Sulfate USEPA 9056A (mg/L)	<	1	U	<	1	U	<	1	U	<	1	U
Sulfide SM 9034 (mg/L)	7.1	5		6.3	5		9.1	5		9.4	5	
Dissolved Organic Carbon SM 9060A (mg/L)	173	5		157	2.2		180	2.2		162	2.2	

Notes:
Analysis methods listed are accurate for most current sampling event. Previous analysis methods may be different.

[1]Carbon dioxide calculated from alkalinity results. Values for 2003 and 2004 were modified to be consistent with previous years' results.

< = less than reporting limit
µg/L = micrograms per liter
ID = identification number
J = estimated
LOQ = limit of quantification
mg/L = milligrams per liter
Qual = qualifier
RL = reporting limit
RSK = Robert S. Kerr Environmental Research Laboratory
SM = Standard Method
U = nondetect
USEPA = United States Environmental Protection Agency

TABLE E.2.1-10
CORNHUSKER ARMY AMMUNITION PLANT
WELL G0020-NATURAL ATTENUATION PARAMETERS

FIELD ID	G0020			G0020			G0020			G0020			G0020			G0020			G0020		
COLLECT DATE	None			None			3/19/2013			3/8/2012			3/9/2011			3/16/2010			3/12/2009		
	Result	RL	Qual	Result	RL	Qual	Result	RL	Qual	Result	RL	Qual	Result	RL	Qual	Result	RL	Qual	Result	RL	Qual
NATURAL ATTENUATION PARAMETERS																					
Methane RSK-175 (µg/L)							<	5	U	1.8	5	J	<	5	UJ	1.6	5	J	<	0.31	U
Total Kjeldahl Nitrogen USEPA 351.2 (mg/L)							1.07	1		<	1	UJ	<	1	UJ	0.14	1	J	<	1	U
Ammonia USEPA 350.1 (mg/L)	**Abandoned**			**Not Sampled**			0.671	0.25		<	0.25	U	<	0.25	UJ	<	0.1	U	<	0.05	U
Nitrate/Nitrite USEPA 353.2 (mg/L)	**2014**			**in 2014**			1.29	0.1		0.528	0.1		0.253	0.1		<	0.1	U	0.31	0.05	
Alkalinity SM 2320B (mg/L)							325	1.25		280	1.25		285	1		290	5		330	20	
Carbon Dioxide SM 2320B (mg/L)[1]							137	10		174	10		189	5		160	25		93	20	
Sulfate USEPA 9056A (mg/L)							0.401	2	J	0.4	2	J	0.2	2	J	2.2	1		<	1	U
Sulfide SM 9034 (mg/L)							1.81	1		2.31	1		2.54	1		1.6	1		2.7	1	
Dissolved Organic Carbon SM 9060A (mg/L)							144	10		124.4	10		127	0.4		130	2.2		140	0.22	

Notes:
Analysis methods listed are accurate for most current sampling event. Previous analysis methods may be different.

[1]Carbon dioxide calculated from alkalinity results. Values for 2003 and 2004 were modified to be consistent with previous years' results.

< = less than reporting limit
µg/L = micrograms per liter
ID = identification number
J = estimated
LOQ = limit of quantification
mg/L = milligrams per liter
Qual = qualifier
RL = reporting limit
RSK = Robert S. Kerr Environmental Research Laboratory
SM = Standard Method
U = nondetect
USEPA = United States Environmental Protection Agency

TABLE E.2.1-10
CORNHUSKER ARMY AMMUNITION PLANT
WELL G0020-NATURAL ATTENUATION PARAMETERS

FIELD ID	G0020			G0020			G0020			G0020			G0020			G0020			G0020		
COLLECT DATE	3/19/2008			3/14/2007			3/17/2006			3/17/2005			3/17/2004			3/24/2003			3/25/2002		
	Result	RL	Qual	Result	RL	Qual	Result	RL	Qual	Result	RL	Qual	Result	RL	Qual	Result	RL	Qual	Result	RL	Qual
NATURAL ATTENUATION PARAMETERS																					
Methane RSK-175 (µg/L)	<	1.7	U	<	0.87	U	<	0.87	U	0.4	0.87	J	<	2	U	<	2	U	<	2	U
Total Kjeldahl Nitrogen USEPA 351.2 (mg/L)	<	1	U	<	1	U	<	1	UJ	1.4	1		<	0.12	U	<	0.25	U	2.2	0.4	
Ammonia USEPA 350.1 (mg/L)	<	0.05	U	<	0.05	U	<	0.05	U	0.05	0.05		<	0.2	U	<	0.2	U	2.4	0.4	
Nitrate/Nitrite USEPA 353.2 (mg/L)	<	0.05	U	<	0.05	U	<	0.05	U	<	0.05	U	<	0.19	U	1	0.1		0.45	0.1	
Alkalinity SM 2320B (mg/L)	280	2		300	8		280	8		280	8		250	5		330	5		290	5	
Carbon Dioxide SM 2320B (mg/L)[1]	140	10		130	20		120	20		120	10		120	4		78	5		110	5	
Sulfate USEPA 9056A (mg/L)	<	1	U	<	1	U	<	1	U	<	1	U	<	1	U	1.9	1		<	1	U
Sulfide SM 9034 (mg/L)	2.2	1		2.1	1		1.8	1		2.2	1		<	1.8	U	<	1.6	U	2.1	1	
Dissolved Organic Carbon SM 9060A (mg/L)	123	0.88		130	0.88		120	0.88		120	0.1		110	1		145	1		130	1	

Notes:
Analysis methods listed are accurate for most current sampling event. Previous analysis methods may be different.

[1]Carbon dioxide calculated from alkalinity results. Values for 2003 and 2004 were modified to be consistent with previous years' results.

< = less than reporting limit
µg/L = micrograms per liter
ID = identification number
J = estimated
LOQ = limit of quantification
mg/L = milligrams per liter
Qual = qualifier
RL = reporting limit
RSK = Robert S. Kerr Environmental Research Laboratory
SM = Standard Method
U = nondetect
USEPA = United States Environmental Protection Agency

TABLE E.2.1-10
CORNHUSKER ARMY AMMUNITION PLANT
WELL G0020-NATURAL ATTENUATION PARAMETERS

FIELD ID	G0020			G0020			G0020			G0020		
COLLECT DATE	3/27/2001			3/21/2000			3/31/1999			6/23/1998		
	Result	RL	Qual	Result	RL	Qual	Result	RL	Qual	Result	RL	Qual
NATURAL ATTENUATION PARAMETERS												
Methane RSK-175 (µg/L)	<	1	U	<	1	U	<	1.71	U	1.35	1	
Total Kjeldahl Nitrogen USEPA 351.2 (mg/L)	<	0.1	U	0.121	0.1		0.257	0.1		<	0.1	U
Ammonia USEPA 350.1 (mg/L)	<	0.1	U	0.086	0.1		<	0.1	U	<	0.1	U
Nitrate/Nitrite USEPA 353.2 (mg/L)	<	0.5	U	<	1	U	<	1	U	0.76	1	J
Alkalinity SM 2320B (mg/L)	247	5		291	5		333	5		281	5	
Carbon Dioxide SM 2320B (mg/L)[1]	106	5		73.5	2		68.9	5		67.6	0.4	
Sulfate USEPA 9056A (mg/L)	<	1	U	<	1	U	<	1	U	<	1	U
Sulfide SM 9034 (mg/L)	<	5	U	<	5	U	7.6	5		10.7	5	
Dissolved Organic Carbon SM 9060A (mg/L)	109	5		128	2.2		147	2.2		124	2.2	

Notes:
Analysis methods listed are accurate for most current sampling event. Previous analysis methods may be different.

[1]Carbon dioxide calculated from alkalinity results. Values for 2003 and 2004 were modified to be consistent with previous years' results.

< = less than reporting limit
µg/L = micrograms per liter
ID = identification number
J = estimated
LOQ = limit of quantification
mg/L = milligrams per liter
Qual = qualifier
RL = reporting limit
RSK = Robert S. Kerr Environmental Research Laboratory
SM = Standard Method
U = nondetect
USEPA = United States Environmental Protection Agency

TABLE E.2.1-11
CORNHUSKER ARMY AMMUNITION PLANT
WELL G0021-NATURAL ATTENUATION PARAMETERS

FIELD ID	G0021			G0021			G0021			G0021			G0021			G0021			G0021		
COLLECT DATE	None			3/14/2013			3/13/2012			3/11/2011			3/17/2010			3/12/2009			3/18/2008		
	Result	RL	Qual	Result	RL	Qual	Result	RL	Qual	Result	RL	Qual	Result	RL	Qual	Result	RL	Qual	Result	RL	Qual
NATURAL ATTENUATION PARAMETERS																					
Methane RSK-175 (µg/L)				110	1	J	110	5		290	5		3500	50		900	5.1	J	2900	8.5	
Total Kjeldahl Nitrogen USEPA 351.2 (mg/L)				2.32	0.25		3.83	1	J	2.67	1		2.6	1		4.9	1		3.7	1	
Ammonia USEPA 350.1 (mg/L)	**Not Sampled**			2.19	0.1		3.25	0.25		2.46	0.25		2.2	0.1	J	4.3	0.25		3.2	0.1	
Nitrate/Nitrite USEPA 353.2 (mg/L)	**in 2014, 2015,**			1.61	1.25		<	0.1	U	<	0.1	UJ	0.063	0.1	J	0.081	0.05		<	0.05	U
Alkalinity SM 2320B (mg/L)	**2016,2017, 2018**			344	10		300	1.25		345	1		360	5		410	20		470	4	
Carbon Dioxide SM 2320B (mg/L)[1]				25.3	2	J	154	5		137	5		150	25		190	20		82	10	
Sulfate USEPA 9056A (mg/L)				0.2	1		0.4	2	J	0.2	2	J	<	1	U	<	1	U	4	1	
Sulfide SM 9034 (mg/L)				2.92	1		2.69	1		2.46	1		<	1	U	2.6	1		3.5	1	
Dissolved Organic Carbon SM 9060A (mg/L)				153	1		133.3	10		153	0.4		160	2.2		180	0.22		206.8	0.88	

Notes:
Analysis methods listed are accurate for most current sampling event. Previous analysis methods may be different.

[1]Carbon dioxide calculated from alkalinity results. Values for 2003 and 2004 were modified to be consistent with previous years' results.

< = less than reporting limit
µg/L = micrograms per liter
ID = identification number
J = estimated
LOQ = limit of quantification
mg/L = milligrams per liter
Qual = qualifier
RL = reporting limit
RSK = Robert S. Kerr Environmental Research Laboratory
SM = Standard Method
U = nondetect
USEPA = United States Environmental Protection Agency

TABLE E.2.1-11
CORNHUSKER ARMY AMMUNITION PLANT
WELL G0021-NATURAL ATTENUATION PARAMETERS

FIELD ID	G0021			G0021			G0021			G0021			G0021			G0021			G0021		
COLLECT DATE	3/15/2007			3/15/2006			3/16/2005			3/17/2004			3/18/2003			3/21/2002			3/22/2001		
	Result	RL	Qual	Result	RL	Qual	Result	RL	Qual	Result	RL	Qual	Result	RL	Qual	Result	RL	Qual	Result	RL	Qual
NATURAL ATTENUATION PARAMETERS																					
Methane RSK-175 (µg/L)	<	0.87	U	<	0.87	U	0.45	0.87	J	<	2	U	<	2	U	<	2	U	<	1	U
Total Kjeldahl Nitrogen USEPA 351.2 (mg/L)	4	1		3	1	J	3.4	1		2	2		1.1	0.2		2.2	0.4	J	2.3	0.2	
Ammonia USEPA 350.1 (mg/L)	4.2	0.25		3.1	0.25		3.3	0.1		1.4	0.2		0.83	0.2		1.6	0.2		1.55	0.1	
Nitrate/Nitrite USEPA 353.2 (mg/L)	5.4	1	J	7	0.25	J	7.4	0.25		8.2	1		8.8	0.5	J	5	0.5		1.43	0.5	
Alkalinity SM 2320B (mg/L)	330	8		300	8		280	8		250	5		260	5		280	5		253	5	
Carbon Dioxide SM 2320B (mg/L)[1]	160	20		110	10		88	10		76	2		64	5		65	5		61.5	5	
Sulfate USEPA 9056A (mg/L)	<	1	U	<	1	U	<	1	U	<	1	U	<	1	U	1.6	1		<	1	U
Sulfide SM 9034 (mg/L)	2.6	1		2	1		2.3	1		<	2	U	2	1		1.9	1		<	5	U
Dissolved Organic Carbon SM 9060A (mg/L)	150	0.88		130	0.88		120	0.1		110	1		114	1		120	1		111	5	

Notes:
Analysis methods listed are accurate for most current sampling event. Previous analysis methods may be different.

[1]Carbon dioxide calculated from alkalinity results. Values for 2003 and 2004 were modified to be consistent with previous years' results.

< = less than reporting limit
µg/L = micrograms per liter
ID = identification number
J = estimated
LOQ = limit of quantification
mg/L = milligrams per liter
Qual = qualifier
RL = reporting limit
RSK = Robert S. Kerr Environmental Research Laboratory
SM = Standard Method
U = nondetect
USEPA = United States Environmental Protection Agency

TABLE E.2.1-11
CORNHUSKER ARMY AMMUNITION PLANT
WELL G0021-NATURAL ATTENUATION PARAMETERS

FIELD ID	G0021			G0021			G0021		
COLLECT DATE	3/21/2000			3/31/1999			6/18/1998		
	Result	RL	Qual	Result	RL	Qual	Result	RL	Qual
NATURAL ATTENUATION PARAMETERS									
Methane RSK-175 (µg/L)	<	1	U	<	1	U	28.2	1	
Total Kjeldahl Nitrogen USEPA 351.2 (mg/L)	1.33	0.1		1.72	0.1		0.485	0.1	
Ammonia USEPA 350.1 (mg/L)	1.19	0.1		<	0.1	U	0.796	0.1	
Nitrate/Nitrite USEPA 353.2 (mg/L)	<	1	U	<	1	U	0.85	1	J
Alkalinity SM 2320B (mg/L)	269	5		288	5		287	5	
Carbon Dioxide SM 2320B (mg/L)[1]	44.7	2		52.8	5		58.3	0.4	
Sulfate USEPA 9056A (mg/L)	<	1	U	<	1	U	<	1	U
Sulfide SM 9034 (mg/L)	<	5	U	13.6	5		8.2	5	
Dissolved Organic Carbon SM 9060A (mg/L)	118	2.2		127	2.2		126	2.2	

Notes:
Analysis methods listed are accurate for most current sampling event. Previous analysis methods may be different.

[1]Carbon dioxide calculated from alkalinity results. Values for 2003 and 2004 were modified to be consistent with previous years' results.

< = less than reporting limit
µg/L = micrograms per liter
ID = identification number
J = estimated
LOQ = limit of quantification
mg/L = milligrams per liter
Qual = qualifier
RL = reporting limit
RSK = Robert S. Kerr Environmental Research Laboratory
SM = Standard Method
U = nondetect
USEPA = United States Environmental Protection Agency

TABLE E.2.1-12
CORNHUSKER ARMY AMMUNITION PLANT
WELL G0022-NATURAL ATTENUATION PARAMETERS

FIELD ID	G0022					G0022					G0022					G0022				
COLLECT DATE	3/22/2018					8/31/2017					8/16/2016					8/12/2015				
	Result	Qual	DL	LOD	LOQ	Result	Qual	DL	LOD	LOQ	Result	DL	LOD	LOQ	Qual	Result	DL	LOD	LOQ	Qual
NATURAL ATTENUATION PARAMETERS																				
Methane RSK-175 (µg/L)	44	J	0.22	0.8	5	150	J	0.22	0.8	5	220	0.22	0.80	5.0		310	0.22	0.8	5	
Total Kjeldahl Nitrogen USEPA 351.2 (mg/L)	<	U	0.18	0.5	1	<	U	0.18	0.5	1	<	0.18	0.50	1.0	U	<	0.18	0.5	1	U
Ammonia USEPA 350.1 (mg/L)	<	U	0.02	0.05	0.1	<	U	0.022	0.05	0.1	<	0.022	0.050	0.10	U	0.06	0.022	0.05	0.1	J
Nitrate/Nitrite USEPA 353.2 (mg/L)	18		0.04	0.1	0.2	18		0.095	0.25	0.5	13	0.19	0.50	1.0		1.5	0.019	0.05	0.1	
Alkalinity SM 2320B (mg/L)	290		1.1	3.2	5	320		1.1	3.2	5	300	1.1	3.2	5.0		240	1.1	3.2	5	
Carbon Dioxide SM 2320B (mg/L)[1]	72		0.23	0.5	5	72		0.23	0.5	5	64	0.23	0.50	5.0		58	0.23	0.5	5	
Sulfate USEPA 9056A (mg/L)	13		10	10	10	<	U	0.79	1.9	4	<	0.79	1.9	4.0	U	<	0.79	1.9	4	U
Sulfide SM 9034 (mg/L)	2.7		0.16	0.5	1	3.1		0.16	0.5	1	3.1	0.16	0.50	1.0		1.8	0.16	0.5	1	
Dissolved Organic Carbon SM 9060A (mg/L)	129		1.1	3.2	5	142.2		1.1	3.2	5	133.3	1.1	3.2	5.0		106.7	1.1	3.2	5	

Notes:
Analysis methods listed are accurate for most current sampling event. Previous analysis methods may be different.

[1]Carbon dioxide calculated from alkalinity results. Values for 2003 and 2004 were modified to be consistent with previous years' results.

< = less than reporting limit
µg/L = micrograms per liter
ID = identification number
J = estimated
LOQ = limit of quantification
mg/L = milligrams per liter
Qual = qualifier
RL = reporting limit
RSK = Robert S. Kerr Environmental Research Laboratory
SM = Standard Method
U = nondetect
USEPA = United States Environmental Protection Agency

TABLE E.2.1-12
CORNHUSKER ARMY AMMUNITION PLANT
WELL G0022-NATURAL ATTENUATION PARAMETERS

FIELD ID	G0022			G0022			G0022			G0022			G0022			G0022			G0022		
COLLECT DATE	8/8/2014			3/14/2013			3/14/2012			3/15/2011			3/17/2010			3/13/2009			3/13/2008		
	Result	LOQ	Qual	Result	RL	Qual	Result	RL	Qual	Result	RL	Qual	Result	RL	Qual	Result	RL	Qual	Result	RL	Qual
NATURAL ATTENUATION PARAMETERS																					
Methane RSK-175 (µg/L)	390	5		440	25		620	25		1900	50		5800	50		1000	5.1	J	<	1.7	U
Total Kjeldahl Nitrogen USEPA 351.2 (mg/L)	<	1	U	<	1	UJ	<	1	UJ	<	1	UJ	<	1	U	<	1	U	<	1	U
Ammonia USEPA 350.1 (mg/L)	0.042	0.1	J	0.705	0.25		<	0.25	UJ	<	0.25	UJ	0.063	0.1	J	0.085	0.05		0.12	0.05	J
Nitrate/Nitrite USEPA 353.2 (mg/L)	3	0.1		6.61	0.1		6.84	0.1		5.43	0.1		21	0.5		4.2	0.5		6.6	0.5	
Alkalinity SM 2320B (mg/L)	270	5		315	1.25		240	1.25		275	1		270	5		280	20		230	4	
Carbon Dioxide SM 2320B (mg/L)[1]	48	5		51.4	1		60.2	1		56.9	1		53	25		52	20		65	10	
Sulfate USEPA 9056A (mg/L)	<	4	U	0.2	2	J	0.6	2	J	<	2	U	<	1	U	<	1	U	<	1	U
Sulfide SM 9034 (mg/L)	2	1		2.62	1		2.88	1		2.92	1		2.2	1		2.6	1		2.5	1	
Dissolved Organic Carbon SM 9060A (mg/L)	120	5		140	10		106.7	10		122	0.4		120	2.2		120	0.22		101	1.8	

Notes:
Analysis methods listed are accurate for most current sampling event. Previous analysis methods may be different.

[1]Carbon dioxide calculated from alkalinity results. Values for 2003 and 2004 were modified to be consistent with previous years' results.

< = less than reporting limit
µg/L = micrograms per liter
ID = identification number
J = estimated
LOQ = limit of quantification
mg/L = milligrams per liter
Qual = qualifier
RL = reporting limit
RSK = Robert S. Kerr Environmental Research Laboratory
SM = Standard Method
U = nondetect
USEPA = United States Environmental Protection Agency

TABLE E.2.1-12
CORNHUSKER ARMY AMMUNITION PLANT
WELL G0022-NATURAL ATTENUATION PARAMETERS

FIELD ID	G0022			G0022			G0022			G0022			G0022			G0022			G0022		
COLLECT DATE	3/15/2007			3/15/2006			3/16/2005			3/17/2004			3/18/2003			3/21/2002			3/22/2001		
	Result	RL	Qual	Result	RL	Qual	Result	RL	Qual	Result	RL	Qual	Result	RL	Qual	Result	RL	Qual	Result	RL	Qual
NATURAL ATTENUATION PARAMETERS																					
Methane RSK-175 (µg/L)	<	0.87	U	<	0.87	U	<	0.87	U	<	2	U	<	2	U	<	2	U	<	1	U
Total Kjeldahl Nitrogen USEPA 351.2 (mg/L)	<	1	U	<	1	UJ	1.4	1		1.2	0.2		<	0.2	U	<	0.58	U	<	0.1	U
Ammonia USEPA 350.1 (mg/L)	<	0.05	U	<	0.05	U	<	0.05	U	<	0.2	U	0.17	0.2	J	0.13	0.2	J	<	0.1	U
Nitrate/Nitrite USEPA 353.2 (mg/L)	7.4	1	J	6.2	0.25		3.6	0.1		4.4	1		4.6	0.2	J	5.8	0.5		9.72	0.5	
Alkalinity SM 2320B (mg/L)	230	8		220	8		210	8		200	5		210	5		210	5		210	5	
Carbon Dioxide SM 2320B (mg/L)[1]	40	10	J	34	10		28	10		26	2		25	5		25	5		29.2	5	
Sulfate USEPA 9056A (mg/L)	<	1	U	<	1	U	<	1	U	<	1	U	<	1	U	<	1	U	<	1	U
Sulfide SM 9034 (mg/L)	2.1	1		1.8	1		2	1		<	1.8	U	1.8	1		2.3	1		<	5	U
Dissolved Organic Carbon SM 9060A (mg/L)	100	0.88		97	0.88		92	0.1		88	1		92	1		92	1		92.4	5	

Notes:
Analysis methods listed are accurate for most current sampling event. Previous analysis methods may be different.

[1]Carbon dioxide calculated from alkalinity results. Values for 2003 and 2004 were modified to be consistent with previous years' results.

< = less than reporting limit
µg/L = micrograms per liter
ID = identification number
J = estimated
LOQ = limit of quantification
mg/L = milligrams per liter
Qual = qualifier
RL = reporting limit
RSK = Robert S. Kerr Environmental Research Laboratory
SM = Standard Method
U = nondetect
USEPA = United States Environmental Protection Agency

TABLE E.2.1-12
CORNHUSKER ARMY AMMUNITION PLANT
WELL G0022-NATURAL ATTENUATION PARAMETERS

FIELD ID	G0022			G0022			G0022		
COLLECT DATE	3/22/2000			4/1/1999			6/25/1998		
	Result	RL	Qual	Result	RL	Qual	Result	RL	Qual
NATURAL ATTENUATION PARAMETERS									
Methane RSK-175 (µg/L)	<	1	U	<	1	U	<	1	U
Total Kjeldahl Nitrogen USEPA 351.2 (mg/L)	<	0.1	U	0.106	0.1		<	0.1	U
Ammonia USEPA 350.1 (mg/L)	<	0.1	U	<	0.1	U	<	0.1	U
Nitrate/Nitrite USEPA 353.2 (mg/L)	3.8	5		3.85	1		3.29	1	
Alkalinity SM 2320B (mg/L)	215	5		224	5		193	5	
Carbon Dioxide SM 2320B (mg/L)[1]	24.3	2		34.6	5		26.6	2	
Sulfate USEPA 9056A (mg/L)	<	1	U	<	1	U	<	1	U
Sulfide SM 9034 (mg/L)	<	5	U	5.6	5		22.1	5	
Dissolved Organic Carbon SM 9060A (mg/L)	94.6	2.2		98.6	2.2		84.9	2.2	

Notes:
Analysis methods listed are accurate for most current sampling event. Previous analysis methods may be different.

[1]Carbon dioxide calculated from alkalinity results. Values for 2003 and 2004 were modified to be consistent with previous years' results.

< = less than reporting limit
µg/L = micrograms per liter
ID = identification number
J = estimated
LOQ = limit of quantification
mg/L = milligrams per liter
Qual = qualifier
RL = reporting limit
RSK = Robert S. Kerr Environmental Research Laboratory
SM = Standard Method
U = nondetect
USEPA = United States Environmental Protection Agency

TABLE E.2.1-13
CORNHUSKER ARMY AMMUNITION PLANT
WELL G0023-NATURAL ATTENUATION PARAMETERS

FIELD ID	G0023					G0023					G0023					G0023				
COLLECT DATE	3/20/2018					3/29/2017					8/15/2016					8/17/2015				
	Result	Qual	DL	LOD	LOQ	Result	Qual	DL	LOD	LOQ	Result	DL	LOD	LOQ	Qual	Result	DL	LOD	LOQ	Qual
NATURAL ATTENUATION PARAMETERS																				
Methane RSK-175 (µg/L)	20000	J	0.65	2.4	15	21000		0.44	1.6	10	26000	0.65	2.4	15		12000	0.22	0.8	5	
Total Kjeldahl Nitrogen USEPA 351.2 (mg/L)	10		0.3	0.83	2	7.6		0.18	0.5	1	6.6	0.18	0.50	1.0		3	0.18	0.5	1	
Ammonia USEPA 350.1 (mg/L)	7		0.04	0.1	0.2	6.6		0.11	0.25	0.5	4.2	0.022	0.050	0.10		2	0.044	0.1	0.2	
Nitrate/Nitrite USEPA 353.2 (mg/L)	<	U	0.02	0.05	0.1	<	U	0.019	0.05	0.1	0.019	0.019	0.050	0.10	J	<	0.019	0.05	0.1	U
Alkalinity SM 2320B (mg/L)	360		1.1	3.2	5	480		1.1	3.2	5	520	1.1	3.2	5.0		450	1.1	3.2	5	
Carbon Dioxide SM 2320B (mg/L)[1]	53		0.23	0.5	5	11		0.23	0.5	5	23	0.23	0.50	5.0		22	0.23	0.5	5	
Sulfate USEPA 9056A (mg/L)	<	U	0.79	1.9	4	<	U	0.79	1.9	4	<	0.79	1.9	4.0	U	<	0.79	1.9	4	U
Sulfide SM 9034 (mg/L)	8.6		0.16	0.5	1	13		0.16	0.5	1	16	0.16	0.50	1.0		13	0.16	0.5	1	
Dissolved Organic Carbon SM 9060A (mg/L)	160		1.1	3.2	5	213.3		1.1	3.2	5	231.1	1.1	3.2	5.0		200	1.1	3.2	5	

Notes:
Analysis methods listed are accurate for most current sampling event. Previous analysis methods may be different.

[1]Carbon dioxide calculated from alkalinity results. Values for 2003 and 2004 were modified to be consistent with previous years' results.

< = less than reporting limit
µg/L = micrograms per liter
ID = identification number
J = estimated
LOQ = limit of quantification
mg/L = milligrams per liter
Qual = qualifier
RL = reporting limit
RSK = Robert S. Kerr Environmental Research Laboratory
SM = Standard Method
U = nondetect
USEPA = United States Environmental Protection Agency

TABLE E.2.1-13
CORNHUSKER ARMY AMMUNITION PLANT
WELL G0023-NATURAL ATTENUATION PARAMETERS

FIELD ID	G0023			G0023			G0023			G0023			G0023			G0023			G0023		
COLLECT DATE	8/14/2014			3/14/2013			3/13/2012			3/10/2011			3/17/2010			3/16/2009			3/18/2008		
	Result	LOQ	Qual	Result	RL	Qual	Result	RL	Qual	Result	RL	Qual	Result	RL	Qual	Result	RL	Qual	Result	RL	Qual
NATURAL ATTENUATION PARAMETERS																					
Methane RSK-175 (µg/L)	22000	10		5200	500		3400	100		7400	500		3100	50		14	0.31		1.1	1.7	J
Total Kjeldahl Nitrogen USEPA 351.2 (mg/L)	2.5	1		2.72	1	J	2.4	1		2.03	1		0.78	1	J	<	1	U	<	1	U
Ammonia USEPA 350.1 (mg/L)	1.9	0.1		1.53	0.25		0.898	0.25		1.05	0.25		0.14	0.1		0.069	0.05		0.21	0.05	
Nitrate/Nitrite USEPA 353.2 (mg/L)	<	0.1	U	<	0.1	U	<	0.1	UJ	0.249	0.1		2.1	0.1		0.96	0.05		1.1	0.05	
Alkalinity SM 2320B (mg/L)	430	5		354	1.25		180	1.25		305	1		280	5		260	20		250	2	
Carbon Dioxide SM 2320B (mg/L)[1]	16	5		18.1	1		52.8	1		42.2	1		43	5		81	20		87	10	
Sulfate USEPA 9056A (mg/L)	<	4	U	<	2	U	0.6	2	J	0.2	2	J	5.9	1		<	1	U	<	1	U
Sulfide SM 9034 (mg/L)	14	1		7.12	1		4.23	1		6.06	1		3.8	1		2.5	1		2.9	1	
Dissolved Organic Carbon SM 9060A (mg/L)	191.1	5		157	10		80	10		136	0.4		120	2.2		120	0.22		110	0.88	

Notes:
Analysis methods listed are accurate for most current sampling event. Previous analysis methods may be different.

[1]Carbon dioxide calculated from alkalinity results. Values for 2003 and 2004 were modified to be consistent with previous years' results.

< = less than reporting limit
µg/L = micrograms per liter
ID = identification number
J = estimated
LOQ = limit of quantification
mg/L = milligrams per liter
Qual = qualifier
RL = reporting limit
RSK = Robert S. Kerr Environmental Research Laboratory
SM = Standard Method
U = nondetect
USEPA = United States Environmental Protection Agency

TABLE E.2.1-13
CORNHUSKER ARMY AMMUNITION PLANT
WELL G0023-NATURAL ATTENUATION PARAMETERS

FIELD ID	G0023			G0023			G0023			G0023			G0023			G0023			G0023		
COLLECT DATE	3/15/2007			3/15/2006			3/16/2005			3/18/2004			3/18/2003			3/21/2002			3/23/2001		
	Result	RL	Qual	Result	RL	Qual	Result	RL	Qual	Result	RL	Qual	Result	RL	Qual	Result	RL	Qual	Result	RL	Qual
NATURAL ATTENUATION PARAMETERS																					
Methane RSK-175 (µg/L)	<	0.87	U	<	0.87	U	<	0.87	U	<	2	U	<	2	U	<	2	U	<	1	U
Total Kjeldahl Nitrogen USEPA 351.2 (mg/L)	<	1	U	<	1	UJ	1.6	1		1	0.2		<	0.72	U	0.84	0.2		2.28	0.2	
Ammonia USEPA 350.1 (mg/L)	0.12	0.05		0.12	0.05		0.19	0.05		0.53	0.2		0.51	0.2		0.74	0.2		1.89	0.1	
Nitrate/Nitrite USEPA 353.2 (mg/L)	4	1		3.9	0.25		4	0.1		4.6	1		9.5	0.5	J	6.7	0.5		3.44	0.5	
Alkalinity SM 2320B (mg/L)	190	8		190	8		180	8		180	5		210	5		230	5		175	5	
Carbon Dioxide SM 2320B (mg/L)[1]	77	10		62	10		48	10		42	2		44	5		39	5		35.4	5	
Sulfate USEPA 9056A (mg/L)	<	1	U	<	1	U	<	1	U	<	1	U	<	1	U	1.4	1		<	1	U
Sulfide SM 9034 (mg/L)	1.8	1		1.7	1		2	1		2	1		2.6	1		2.3	1		<	5	U
Dissolved Organic Carbon SM 9060A (mg/L)	84	0.88		84	0.88		79	0.1		79	1		92	1		100	1		77	5	

Notes:
Analysis methods listed are accurate for most current sampling event. Previous analysis methods may be different.

[1]Carbon dioxide calculated from alkalinity results. Values for 2003 and 2004 were modified to be consistent with previous years' results.

< = less than reporting limit
µg/L = micrograms per liter
ID = identification number
J = estimated
LOQ = limit of quantification
mg/L = milligrams per liter
Qual = qualifier
RL = reporting limit
RSK = Robert S. Kerr Environmental Research Laboratory
SM = Standard Method
U = nondetect
USEPA = United States Environmental Protection Agency

TABLE E.2.1-13
CORNHUSKER ARMY AMMUNITION PLANT
WELL G0023-NATURAL ATTENUATION PARAMETERS

FIELD ID	G0023			G0023			G0023		
COLLECT DATE	3/21/2000			4/2/1999			6/18/1998		
	Result	RL	Qual	Result	RL	Qual	Result	RL	Qual
NATURAL ATTENUATION PARAMETERS									
Methane RSK-175 (µg/L)	<	1	U	<	1	U	1.53	1	
Total Kjeldahl Nitrogen USEPA 351.2 (mg/L)	1.49	0.1		0.519	0.1		0.165	0.1	
Ammonia USEPA 350.1 (mg/L)	1.42	0.1		0.227	0.1		0.738	0.1	
Nitrate/Nitrite USEPA 353.2 (mg/L)	3.94	1		3.58	1		2.47	1	
Alkalinity SM 2320B (mg/L)	206	5		258	5		136	5	
Carbon Dioxide SM 2320B (mg/L)[1]	30.1	2		35.8	5		28.3	0.4	
Sulfate USEPA 9056A (mg/L)	<	1	U	<	1	U	<	1	U
Sulfide SM 9034 (mg/L)	9.9	5		16.6	5		6.3	5	
Dissolved Organic Carbon SM 9060A (mg/L)	90.6	2.2		114	2.2		59.9	2.2	

Notes:
Analysis methods listed are accurate for most current sampling event. Previous analysis methods may be different.

[1]Carbon dioxide calculated from alkalinity results. Values for 2003 and 2004 were modified to be consistent with previous years' results.

< = less than reporting limit
µg/L = micrograms per liter
ID = identification number
J = estimated
LOQ = limit of quantification
mg/L = milligrams per liter
Qual = qualifier
RL = reporting limit
RSK = Robert S. Kerr Environmental Research Laboratory
SM = Standard Method
U = nondetect
USEPA = United States Environmental Protection Agency

TABLE E.2.1-14
CORNHUSKER ARMY AMMUNITION PLANT
WELL G0024-NATURAL ATTENUATION PARAMETERS

FIELD ID	G0024					G0024					G0024					G0024				
COLLECT DATE	3/20/2018					4/1/2017					8/9/2016					8/12/2015				
	Result	Qual	DL	LOD	LOQ	Result	Qual	DL	LOD	LOQ	Result	DL	LOD	LOQ	Qual	Result	DL	LOD	LOQ	Qual
NATURAL ATTENUATION PARAMETERS																				
Methane RSK-175 (µg/L)	<	U	0.22	0.8	5	<	U	0.22	0.8	5	<	0.22	0.80	5.0	U	<	0.22	0.8	5	U
Total Kjeldahl Nitrogen USEPA 351.2 (mg/L)	<	U	0.18	0.5	1	<	U	0.18	0.5	1	<	0.18	0.50	1.0	U	<	0.18	0.5	1	U
Ammonia USEPA 350.1 (mg/L)	<	U	0.02	0.05	0.1	<	U	0.022	0.05	0.1	<	0.022	0.050	0.10	U	<	0.022	0.05	0.1	U
Nitrate/Nitrite USEPA 353.2 (mg/L)	55		0.19	0.5	1	39		0.095	0.25	0.5	21	0.19	0.50	1.0		17	0.19	0.5	1	
Alkalinity SM 2320B (mg/L)	280		1.1	3.2	5	340		1.1	3.2	5	150	1.1	3.2	5.0		210	1.1	3.2	5	
Carbon Dioxide SM 2320B (mg/L)[1]	190		0.23	0.5	5	190		0.23	0.5	5	97	0.23	0.50	5.0		100	0.23	0.5	5	
Sulfate USEPA 9056A (mg/L)	<	U	0.79	1.9	4	<	U	0.79	1.9	4	<	0.79	1.9	4.0	U	<	0.79	1.9	4	U
Sulfide SM 9034 (mg/L)	8.2		0.16	0.5	1	7.5		0.16	0.5	1	5.4	0.16	0.50	1.0		6.2	0.16	0.5	1	
Dissolved Organic Carbon SM 9060A (mg/L)	124		1.1	3.2	5	151.1					66.67	1.1	3.2	5.0		93.33	1.1	3.2	5	

Notes:
Analysis methods listed are accurate for most current sampling event. Previous analysis methods may be different.

[1]Carbon dioxide calculated from alkalinity results. Values for 2003 and 2004 were modified to be consistent with previous years' results.

< = less than reporting limit
µg/L = micrograms per liter
ID = identification number
J = estimated
LOQ = limit of quantification
mg/L = milligrams per liter
Qual = qualifier
RL = reporting limit
RSK = Robert S. Kerr Environmental Research Laboratory
SM = Standard Method
U = nondetect
USEPA = United States Environmental Protection Agency

TABLE E.2.1-14
CORNHUSKER ARMY AMMUNITION PLANT
WELL G0024-NATURAL ATTENUATION PARAMETERS

FIELD ID	G0024			G0024			G0024			G0024			G0024			G0024			G0024		
COLLECT DATE	8/14/2014			3/13/2013			3/12/2012			3/14/2011			3/16/2010			3/13/2009			3/12/2008		
	Result	LOQ	Qual	Result	RL	Qual	Result	RL	Qual	Result	RL	Qual	Result	RL	Qual	Result	RL	Qual	Result	RL	Qual
NATURAL ATTENUATION PARAMETERS																					
Methane RSK-175 (µg/L)	<	5	U	<	5	U	16	5		<	5	UJ	<	5	U	<	0.31	U	<	1.7	U
Total Kjeldahl Nitrogen USEPA 351.2 (mg/L)	<	1	U	0.547	1	J	<	1	UJ	<	1	U	1.3	1		<	1	U	<	1	U
Ammonia USEPA 350.1 (mg/L)	0.044	0.1	J	0.236	0.25	J	0.308	0.25		<	0.25	UJ	0.048	0.1	J	<	0.05	U	0.2	0.05	
Nitrate/Nitrite USEPA 353.2 (mg/L)	18	0.2		25.9	0.1		28.7	0.1		27.3	0.1		4.1	0.1		15	0.5		18	0.5	
Alkalinity SM 2320B (mg/L)	220	5		390	1.25		300	1.25		225	1		99	5		210	20		280	4	
Carbon Dioxide SM 2320B (mg/L)[1]	86	5		80.4	5		85.8	2		70.8	1		17	5		39	20		51	10	
Sulfate USEPA 9056A (mg/L)	0.8	4	J	<	2	U	0.6	2	J	0.2	2	J	1.8	1		<	1	U	<	1	U
Sulfide SM 9034 (mg/L)	4.7	1		4.63	1		6.5	1		6.89	1		12	1		5.4	1		4	1	
Dissolved Organic Carbon SM 9060A (mg/L)	97.78	5		173	10		133.3	10		100	0.4		43	2.2		92	0.22		123	1.8	

Notes:
Analysis methods listed are accurate for most current sampling event. Previous analysis methods may be different.

[1]Carbon dioxide calculated from alkalinity results. Values for 2003 and 2004 were modified to be consistent with previous years' results.

< = less than reporting limit
µg/L = micrograms per liter
ID = identification number
J = estimated
LOQ = limit of quantification
mg/L = milligrams per liter
Qual = qualifier
RL = reporting limit
RSK = Robert S. Kerr Environmental Research Laboratory
SM = Standard Method
U = nondetect
USEPA = United States Environmental Protection Agency

TABLE E.2.1-14
CORNHUSKER ARMY AMMUNITION PLANT
WELL G0024-NATURAL ATTENUATION PARAMETERS

FIELD ID	G0024			G0024			G0024			G0024			G0024			G0024			G0024		
COLLECT DATE	3/12/2007			3/14/2006			3/15/2005			3/16/2004			3/18/2003			3/20/2002			3/22/2001		
	Result	RL	Qual	Result	RL	Qual	Result	RL	Qual	Result	RL	Qual	Result	RL	Qual	Result	RL	Qual	Result	RL	Qual
NATURAL ATTENUATION PARAMETERS																					
Methane RSK-175 (µg/L)	<	0.87	U	<	0.87	U	<	0.87	U	<	2	U	<	2	U	<	2	U	<	1	U
Total Kjeldahl Nitrogen USEPA 351.2 (mg/L)	<	1	U	<	1	U	<	1	U	0.99	0.2		<	0.45	U	1	0.4		<	1	U
Ammonia USEPA 350.1 (mg/L)	<	0.05	U	<	0.05	U	<	0.05	U	<	0.2	U	0.13	0.2	J	0.15	0.2	J	<	1	U
Nitrate/Nitrite USEPA 353.2 (mg/L)	29	1	J	13	0.5		12	0.5		11	1		15	0.5		12	0.5		7.74	0.5	
Alkalinity SM 2320B (mg/L)	270	8		250	8		190	8		200	5		310	5		300	5		100	5	
Carbon Dioxide SM 2320B (mg/L)[1]	35	20		42	20		34	10		32	2		43	5		34	1		20.2	5	
Sulfate USEPA 9056A (mg/L)	<	1	U	<	1	U	<	1	U	<	1	U	<	1	U	<	1	U	<	1	U
Sulfide SM 9034 (mg/L)	3.4	1		3.3	1		3	1		3.5	1		3.8	1		3.9	1		<	5	U
Dissolved Organic Carbon SM 9060A (mg/L)	120	0.88		110	0.88		84	0.1		88	0.4		136	1		130	1		44	5	

Notes:
Analysis methods listed are accurate for most current sampling event. Previous analysis methods may be different.

[1]Carbon dioxide calculated from alkalinity results. Values for 2003 and 2004 were modified to be consistent with previous years' results.

< = less than reporting limit
µg/L = micrograms per liter
ID = identification number
J = estimated
LOQ = limit of quantification
mg/L = milligrams per liter
Qual = qualifier
RL = reporting limit
RSK = Robert S. Kerr Environmental Research Laboratory
SM = Standard Method
U = nondetect
USEPA = United States Environmental Protection Agency

TABLE E.2.1-14
CORNHUSKER ARMY AMMUNITION PLANT
WELL G0024-NATURAL ATTENUATION PARAMETERS

FIELD ID	G0024			G0024			G0024		
COLLECT DATE	3/23/2000			4/1/1999			6/30/1998		
	Result	RL	Qual	Result	RL	Qual	Result	RL	Qual
NATURAL ATTENUATION PARAMETERS									
Methane RSK-175 (µg/L)	<	1	U	<	1	U	<	1	U
Total Kjeldahl Nitrogen USEPA 351.2 (mg/L)	<	0.1	U	0.088	0.1	J	<	0.1	U
Ammonia USEPA 350.1 (mg/L)	<	0.1	U	<	0.1	U	<	0.1	U
Nitrate/Nitrite USEPA 353.2 (mg/L)	10.2	1		16.4	1		19.2	1	
Alkalinity SM 2320B (mg/L)	144	5		218	5		169	5	
Carbon Dioxide SM 2320B (mg/L)[1]	22.4	2		37.2	5		31.1	2	
Sulfate USEPA 9056A (mg/L)	<	1	U	<	1	U	<	1	U
Sulfide SM 9034 (mg/L)	12.8	5		5.8	5		11.5	5	
Dissolved Organic Carbon SM 9060A (mg/L)	63.4	2.2		95.9	2.2		74.4	2.2	

Notes:
Analysis methods listed are accurate for most current sampling event. Previous analysis methods may be different.

[1]Carbon dioxide calculated from alkalinity results. Values for 2003 and 2004 were modified to be consistent with previous years' results.

< = less than reporting limit
µg/L = micrograms per liter
ID = identification number
J = estimated
LOQ = limit of quantification
mg/L = milligrams per liter
Qual = qualifier
RL = reporting limit
RSK = Robert S. Kerr Environmental Research Laboratory
SM = Standard Method
U = nondetect
USEPA = United States Environmental Protection Agency

TABLE E.2.1-15
CORNHUSKER ARMY AMMUNITION PLANT
WELL G0025-NATURAL ATTENUATION PARAMETERS

FIELD ID	G0025			G0025			G0025			G0025			G0025			G0025			G0025		
COLLECT DATE	None			3/11/2013			3/5/2012			None			3/12/2007			3/13/2006			3/15/2005		
	Result	RL	Qual	Result	RL	Qual	Result	RL	Qual	Result	RL	Qual	Result	RL	Qual	Result	RL	Qual	Result	RL	Qual
NATURAL ATTENUATION PARAMETERS																					
Methane RSK-175 (µg/L)				<	5	U	<	5	U				<	0.87	U	<	0.87	U	<	0.87	U
Total Kjeldahl Nitrogen USEPA 351.2 (mg/L)				<	1	U	<	1	U				<	1	U	<	1	U	1	1	
Ammonia USEPA 350.1 (mg/L)	**Abandoned**			<	0.25	U	<	0.25	UJ	**Not Sampled**			<	0.05	U	<	0.05	U	<	0.05	U
Nitrate/Nitrite USEPA 353.2 (mg/L)	**2013**			1.53	0.1		2.86	0.1		**in 2008, 2009, 2010,**			4.9	1	J	0.94	0.05		1.4	0.05	
Alkalinity SM 2320B (mg/L)				85	1.25		85	1.25		**2011**			110	8		110	8		100	8	
Carbon Dioxide SM 2320B (mg/L)[1]				19.1	1		19.2	1					23	10		27	10		25	10	
Sulfate USEPA 9056A (mg/L)				0.2	2	J	0.4	2	J				<	1	U	<	1	U	<	1	U
Sulfide SM 9034 (mg/L)				2.14	1		<	1	U				1.2	1		1.4	1		1.4	1	
Dissolved Organic Carbon SM 9060A (mg/L)				38	10		37.78	1.25					49	0.88		49	0.88		44	0.1	

Notes:
Analysis methods listed are accurate for most current sampling event. Previous analysis methods may be different.

[1]Carbon dioxide calculated from alkalinity results. Values for 2003 and 2004 were modified to be consistent with previous years' results.

< = less than reporting limit
µg/L = micrograms per liter
ID = identification number
J = estimated
LOQ = limit of quantification
mg/L = milligrams per liter
Qual = qualifier
RL = reporting limit
RSK = Robert S. Kerr Environmental Research Laboratory
SM = Standard Method
U = nondetect
USEPA = United States Environmental Protection Agency

TABLE E.2.1-15
CORNHUSKER ARMY AMMUNITION PLANT
WELL G0025-NATURAL ATTENUATION PARAMETERS

FIELD ID	G0025			G0025			G0025			G0025			G0025			G0025			G0025		
COLLECT DATE	3/15/2004			3/17/2003			3/20/2002			3/21/2001			3/16/2000			3/30/1999			6/26/1998		
	Result	RL	Qual	Result	RL	Qual	Result	RL	Qual	Result	RL	Qual	Result	RL	Qual	Result	RL	Qual	Result	RL	Qual
NATURAL ATTENUATION PARAMETERS																					
Methane RSK-175 (µg/L)	<	2	U	<	2	U	<	2	U	<	1	U	<	1	U	<	1	U	<	1	U
Total Kjeldahl Nitrogen USEPA 351.2 (mg/L)	0.48	0.2		<	0.45	U	0.46	0.4		<	0.1	U	0.119	0.1		<	0.1	U	<	0.1	U
Ammonia USEPA 350.1 (mg/L)	<	0.2	U	<	0.2	U	<	0.32	U	<	0.1	U	<	0.1	U	<	0.1	U	<	0.1	U
Nitrate/Nitrite USEPA 353.2 (mg/L)	4.4	1		4.2	0.1		3.2	0.1		4.33	0.5		3.95	1		3.63	1		4.19	1	
Alkalinity SM 2320B (mg/L)	100	5		130	5		92	5		72.5	5		96	5		106	5		107	5	
Carbon Dioxide SM 2320B (mg/L)[1]	24	2		26	5		21	5		21.2	5		15.7	0.2		15.8	2		15.3	1	
Sulfate USEPA 9056A (mg/L)	<	1	U	<	1	U	<	1	U	<	1	U	<	1	U	<	1	U	<	1	U
Sulfide SM 9034 (mg/L)	<	1.5	U	<	1.6	U	2.1	1		<	5	U	<	5	U	<	5	U	10.7	5	
Dissolved Organic Carbon SM 9060A (mg/L)	44	1.1		57	1		40	1		31.9	5		42.2	2.2		46.6	2.2		47.1	2.2	

Notes:
Analysis methods listed are accurate for most current sampling event. Previous analysis methods may be different.

[1]Carbon dioxide calculated from alkalinity results. Values for 2003 and 2004 were modified to be consistent with previous years' results.

< = less than reporting limit
µg/L = micrograms per liter
ID = identification number
J = estimated
LOQ = limit of quantification
mg/L = milligrams per liter
Qual = qualifier
RL = reporting limit
RSK = Robert S. Kerr Environmental Research Laboratory
SM = Standard Method
U = nondetect
USEPA = United States Environmental Protection Agency

TABLE E.2.1-16
CORNHUSKER ARMY AMMUNITION PLANT
WELL G0026-NATURAL ATTENUATION PARAMETERS

FIELD ID	G0026			G0026			G0026			G0026			G0026			G0026			G0026		
COLLECT DATE	None			3/2/2010			3/9/2009			3/13/2008			3/13/2007			3/27/2006			3/22/2005		
	Result	RL	Qual	Result	RL	Qual	Result	RL	Qual	Result	RL	Qual	Result	RL	Qual	Result	RL	Qual	Result	RL	Qual
NATURAL ATTENUATION PARAMETERS																					
Methane RSK-175 (µg/L)				<	5	U	0.24	0.31	J	<	1.7	U	<	0.87	U	<	0.87	U	<	0.87	U
Total Kjeldahl Nitrogen USEPA 351.2 (mg/L)				1	1		<	1	U	<	1	U	<	1	U	<	1	U	<	1	U
Ammonia USEPA 350.1 (mg/L)	**Abandoned**			<	0.1	U	<	0.05	U	0.18	0.05		<	0.05	U	<	0.05	U	<	0.05	U
Nitrate/Nitrite USEPA 353.2 (mg/L)	**2011**			6.5	0.1		13	0.5		10	0.5		15	1	J	14	0.5		7.2	0.5	
Alkalinity SM 2320B (mg/L)				430	5		470	8		440	4		460	8		460	8		440	8	
Carbon Dioxide SM 2320B (mg/L)[1]				1600	250		1900	100		1500	200		1300	100		1200	100		1100	100	
Sulfate USEPA 9056A (mg/L)				<	4	U	<	1	U	<	1	U	<	1	U	<	1	U	<	1	U
Sulfide SM 9034 (mg/L)				5.9	1		5.6	1		6.7	1		6	1		7.1	1		6.7	1	
Dissolved Organic Carbon SM 9060A (mg/L)				190	2.2		210	0.22		194	1.8		200	0.88		200	0.88		190	0.1	

Notes:
Analysis methods listed are accurate for most current sampling event. Previous analysis methods may be different.

[1]Carbon dioxide calculated from alkalinity results. Values for 2003 and 2004 were modified to be consistent with previous years' results.

< = less than reporting limit
µg/L = micrograms per liter
ID = identification number
J = estimated
LOQ = limit of quantification
mg/L = milligrams per liter
Qual = qualifier
RL = reporting limit
RSK = Robert S. Kerr Environmental Research Laboratory
SM = Standard Method
U = nondetect
USEPA = United States Environmental Protection Agency

TABLE E.2.1-16
CORNHUSKER ARMY AMMUNITION PLANT
WELL G0026-NATURAL ATTENUATION PARAMETERS

FIELD ID	G0026			G0026			G0026			G0026			G0026			G0026			G0026		
COLLECT DATE	3/23/2004			3/21/2003			3/22/2002			3/28/2001			3/16/2000			3/29/1999			6/24/1998		
	Result	RL	Qual	Result	RL	Qual	Result	RL	Qual	Result	RL	Qual	Result	RL	Qual	Result	RL	Qual	Result	RL	Qual
NATURAL ATTENUATION PARAMETERS																					
Methane RSK-175 (µg/L)	<	2	U	<	2	U	<	2	U	<	1	U	4.6	1		<	1	U	<	1	U
Total Kjeldahl Nitrogen USEPA 351.2 (mg/L)	1	0.2		<	0.39	U	0.55	0.2		0.724	0.1		0.699	0.1		0.564	0.1		0.32	0.1	
Ammonia USEPA 350.1 (mg/L)	<	0.2	U	<	0.2	U	0.11	0.2	J	<	0.1	U	<	0.1	U	<	0.1	U	<	0.1	U
Nitrate/Nitrite USEPA 353.2 (mg/L)	6.2	1		7	0.2	J	8.6	0.5		5.7	0.5		1.66	1		1.7	1		5.37	1	
Alkalinity SM 2320B (mg/L)	360	5		390	5		430	5		398	5		371	5		424	5		421	5	
Carbon Dioxide SM 2320B (mg/L)[1]	1000	100		1200	50		1200	50		1120	50		988	10		1150	10		1180	10	
Sulfate USEPA 9056A (mg/L)	<	1	U	1.4	1		<	1	U	<	1	U	<	1	U	<	1	U	<	1	U
Sulfide SM 9034 (mg/L)	5.9	1		6.6	1		7.3	1		6	5		10	5		11.5	5		18.7	5	
Dissolved Organic Carbon SM 9060A (mg/L)	158	1		172	1		190	1		175	5		163	2.2		187	2.2		185	2.2	

Notes:
Analysis methods listed are accurate for most current sampling event. Previous analysis methods may be different.

[1]Carbon dioxide calculated from alkalinity results. Values for 2003 and 2004 were modified to be consistent with previous years' results.

< = less than reporting limit
µg/L = micrograms per liter
ID = identification number
J = estimated
LOQ = limit of quantification
mg/L = milligrams per liter
Qual = qualifier
RL = reporting limit
RSK = Robert S. Kerr Environmental Research Laboratory
SM = Standard Method
U = nondetect
USEPA = United States Environmental Protection Agency

TABLE E.2.1-17
CORNHUSKER ARMY AMMUNITION PLANT
WELL G0027-NATURAL ATTENUATION PARAMETERS

FIELD ID	G0027			G0027			G0027			G0027			G0027			G0027			G0027		
COLLECT DATE	None			3/2/2010			3/9/2009			3/13/2008			3/13/2007			3/27/2006			3/22/2005		
	Result	RL	Qual	Result	RL	Qual	Result	RL	Qual	Result	RL	Qual	Result	RL	Qual	Result	RL	Qual	Result	RL	Qual
NATURAL ATTENUATION PARAMETERS																					
Methane RSK-175 (µg/L)				<	5	U	<	0.31	U	<	1.7	U	0.85	0.87	J	0.52	0.87	J	0.73	0.87	J
Total Kjeldahl Nitrogen USEPA 351.2 (mg/L)				0.36	1	J	<	1	U	1.6	1		<	1	U	<	1	U	<	1	U
Ammonia USEPA 350.1 (mg/L)	**Abandoned**			0.057	0.1	J	0.12	0.05		0.39	0.05		0.49	0.05		0.27	0.05		0.41	0.05	
Nitrate/Nitrite USEPA 353.2 (mg/L)	**2011**			<	0.1	U	<	0.05	U	<	0.05	U	<	0.05	U	<	0.05	U	<	0.05	
Alkalinity SM 2320B (mg/L)				400	5		400	8		410	4		400	8		380	8		390	8	
Carbon Dioxide SM 2320B (mg/L)[1]				1300	250		1700	100		1200	100		1100	100		1000	100		1000	100	
Sulfate USEPA 9056A (mg/L)				<	4	U	<	1	U	<	1	U	<	1	U	<	1	U	<	1	U
Sulfide SM 9034 (mg/L)				6	1		5.1	1		6.3	1		5.5	1		6.2	1		6	1	
Dissolved Organic Carbon SM 9060A (mg/L)				180	2.2		180	0.22		180	0.88		170	0.88		170	0.88		170	0.1	

Notes:
Analysis methods listed are accurate for most current sampling event. Previous analysis methods may be different.

[1]Carbon dioxide calculated from alkalinity results. Values for 2003 and 2004 were modified to be consistent with previous years' results.

< = less than reporting limit
µg/L = micrograms per liter
ID = identification number
J = estimated
LOQ = limit of quantification
mg/L = milligrams per liter
Qual = qualifier
RL = reporting limit
RSK = Robert S. Kerr Environmental Research Laboratory
SM = Standard Method
U = nondetect
USEPA = United States Environmental Protection Agency

TABLE E.2.1-17
CORNHUSKER ARMY AMMUNITION PLANT
WELL G0027-NATURAL ATTENUATION PARAMETERS

FIELD ID	G0027			G0027			G0027			G0027			G0027			G0027			G0027		
COLLECT DATE	3/23/2004			3/21/2003			3/22/2002			3/28/2001			3/16/2000			3/29/1999			6/24/1998		
	Result	RL	Qual	Result	RL	Qual	Result	RL	Qual	Result	RL	Qual	Result	RL	Qual	Result	RL	Qual	Result	RL	Qual
NATURAL ATTENUATION PARAMETERS																					
Methane RSK-175 (µg/L)	<	2	U	<	2	U	<	2	U	1.1	1		0.65	1	J	<	1.01	U	2.09	1	
Total Kjeldahl Nitrogen USEPA 351.2 (mg/L)	0.87	0.2		<	0.49	U	0.55	0.2		0.579	0.1		0.965	0.1		1.28	0.1		1.05	0.1	
Ammonia USEPA 350.1 (mg/L)	<	0.52	U	0.27	0.2		0.19	0.2	J	<	0.1	U	0.507	0.1		0.831	0.1		0.914	0.1	
Nitrate/Nitrite USEPA 353.2 (mg/L)	<	1	U	<	0.2	UJ	<	0.1	U	<	0.5	U	<	1	U	<	1	U	<	1	U
Alkalinity SM 2320B (mg/L)	400	5		420	5		440	5		431	5		404	5		423	5		375	5	
Carbon Dioxide SM 2320B (mg/L)[1]	1100	100		1200	50		1100	50		1140	50		1110	10		1260	10		1180	10	
Sulfate USEPA 9056A (mg/L)	<	1	U	<	1	U	<	1	U	<	1	U	<	1	U	<	1	U	<	1	U
Sulfide SM 9034 (mg/L)	6	1		6.2	1		6.5	1		8.6	5		8	5		5.6	5		18.1	5	
Dissolved Organic Carbon SM 9060A (mg/L)	176	1		185	1		190	1		190	5		178	2.2		186	2.2		165	2.2	

Notes:
Analysis methods listed are accurate for most current sampling event. Previous analysis methods may be different.

[1]Carbon dioxide calculated from alkalinity results. Values for 2003 and 2004 were modified to be consistent with previous years' results.

< = less than reporting limit
µg/L = micrograms per liter
ID = identification number
J = estimated
LOQ = limit of quantification
mg/L = milligrams per liter
Qual = qualifier
RL = reporting limit
RSK = Robert S. Kerr Environmental Research Laboratory
SM = Standard Method
U = nondetect
USEPA = United States Environmental Protection Agency

TABLE E.2.1-18
CORNHUSKER ARMY AMMUNITION PLANT
WELL G0028-NATURAL ATTENUATION PARAMETERS

FIELD ID	G0028			G0028			G0028			G0028			G0028			G0028			G0028		
COLLECT DATE	None			None			3/11/2013			3/5/2012			3/7/2011			3/2/2010			3/9/2009		
	Result	RL	Qual	Result	RL	Qual	Result	RL	Qual	Result	RL	Qual	Result	RL	Qual	Result	RL	Qual	Result	RL	Qual
NATURAL ATTENUATION PARAMETERS																					
Methane RSK-175 (µg/L)							<	5	U	<	5	U	<	5	UJ	0.71	5	J	0.37	0.31	
Total Kjeldahl Nitrogen USEPA 351.2 (mg/L)							1.36	1		<	1	U	0.454	1	J	0.59	1	J	<	1	U
Ammonia USEPA 350.1 (mg/L)	**Abandoned**			**Not Sampled**			<	0.25	U	<	0.25	UJ	<	0.25	UJ	<	0.1	U	<	0.05	U
Nitrate/Nitrite USEPA 353.2 (mg/L)	**2016**			**in 2014, 2015, 2016**			0.258	0.1		<	0.1	U	<	0.1	UJ	<	0.1	U	<	0.05	U
Alkalinity SM 2320B (mg/L)							485	1.25		475	1.25		545	1		470	5		460	20	
Carbon Dioxide SM 2320B (mg/L)[1]							1380	50		1390	25		1440	50		1300	250		1300	100	
Sulfate USEPA 9056A (mg/L)							0.2	2	J	0.4	2	J	1	2	J	<	4	U	<	1	U
Sulfide SM 9034 (mg/L)							8.49	1		7.15	1		7.67	1		6.8	1		6	1	
Dissolved Organic Carbon SM 9060A (mg/L)							216	10		211.1	10		242	0.4		200	2.2		200	0.22	

Notes:
Analysis methods listed are accurate for most current sampling event. Previous analysis methods may be different.

[1]Carbon dioxide calculated from alkalinity results. Values for 2003 and 2004 were modified to be consistent with previous years' results.

< = less than reporting limit
µg/L = micrograms per liter
ID = identification number
J = estimated
LOQ = limit of quantification
mg/L = milligrams per liter
Qual = qualifier
RL = reporting limit
RSK = Robert S. Kerr Environmental Research Laboratory
SM = Standard Method
U = nondetect
USEPA = United States Environmental Protection Agency

TABLE E.2.1-18
CORNHUSKER ARMY AMMUNITION PLANT
WELL G0028-NATURAL ATTENUATION PARAMETERS

FIELD ID	G0028			G0028			G0028			G0028			G0028			G0028			G0028		
COLLECT DATE	3/13/2008			3/13/2007			3/27/2006			3/22/2005			3/23/2004			3/20/2003			3/25/2002		
	Result	RL	Qual	Result	RL	Qual	Result	RL	Qual	Result	RL	Qual	Result	RL	Qual	Result	RL	Qual	Result	RL	Qual
NATURAL ATTENUATION PARAMETERS																					
Methane RSK-175 (µg/L)	<	1.7	U	0.62	0.87	J	<	0.87	U	0.48	0.87	J	<	2	U	<	2	U	<	2	U
Total Kjeldahl Nitrogen USEPA 351.2 (mg/L)	1.5	1		<	1	U	<	1	U	<	1	U	<	0.49	U	<	0.29	U	0.8	0.4	
Ammonia USEPA 350.1 (mg/L)	0.32	0.05		0.08	0.05		<	0.05	U	<	0.05	U	<	0.2	U	0.27	0.2		2.4	0.4	
Nitrate/Nitrite USEPA 353.2 (mg/L)	<	0.05	U	<	0.05	U	<	0.05	U	<	0.05	U	<	1	U	0.81	0.1		<	0.1	U
Alkalinity SM 2320B (mg/L)	470	4		440	8		420	8		460	8		420	5		420	5		450	5	
Carbon Dioxide SM 2320B (mg/L)[1]	1200	100		1100	100		960	100		920	100		1000	100		1000	50	J	1100	50	
Sulfate USEPA 9056A (mg/L)	<	1	U	<	1	U	<	1	U	<	1	U	<	1	U	<	1	U	<	1	U
Sulfide SM 9034 (mg/L)	7.1	1		6.1	1		6.7	1		6.6	1		6.3	1		6.3	1		6.4	1	
Dissolved Organic Carbon SM 9060A (mg/L)	207	0.88		200	0.88		180	0.88		200	0.1		185	1		185	1		200	1	

Notes:
Analysis methods listed are accurate for most current sampling event. Previous analysis methods may be different.

[1]Carbon dioxide calculated from alkalinity results. Values for 2003 and 2004 were modified to be consistent with previous years' results.

< = less than reporting limit
µg/L = micrograms per liter
ID = identification number
J = estimated
LOQ = limit of quantification
mg/L = milligrams per liter
Qual = qualifier
RL = reporting limit
RSK = Robert S. Kerr Environmental Research Laboratory
SM = Standard Method
U = nondetect
USEPA = United States Environmental Protection Agency

TABLE E.2.1-18
CORNHUSKER ARMY AMMUNITION PLANT
WELL G0028-NATURAL ATTENUATION PARAMETERS

FIELD ID	G0028			G0028			G0028			G0028		
COLLECT DATE	3/30/2001			3/15/2000			3/29/1999			6/24/1998		
	Result	RL	Qual	Result	RL	Qual	Result	RL	Qual	Result	RL	Qual
NATURAL ATTENUATION PARAMETERS												
Methane RSK-175 (µg/L)	0.71	1	J	<	1	U	<	1	U	1.07	1	
Total Kjeldahl Nitrogen USEPA 351.2 (mg/L)	0.385	0.1		0.571	0.1		0.37	0.1		0.273	0.1	
Ammonia USEPA 350.1 (mg/L)	<	0.1	U	0.14	0.1		<	0.1	U	<	0.1	U
Nitrate/Nitrite USEPA 353.2 (mg/L)	<	0.5	U	<	1	U	<	1	U	<	1	U
Alkalinity SM 2320B (mg/L)	390	5		439	5		223	5		399	5	
Carbon Dioxide SM 2320B (mg/L)[1]	976	50		1110	10		1090	10		1140	10	
Sulfate USEPA 9056A (mg/L)	<	1	U	<	1	UJ	<	1	U	<	1	U
Sulfide SM 9034 (mg/L)	10	5		6.8	5		<	5	U	18.9	5	
Dissolved Organic Carbon SM 9060A (mg/L)	172	5		193	2.2		98.1	2.2		176	2.2	

Notes:
Analysis methods listed are accurate for most current sampling event. Previous analysis methods may be different.

[1]Carbon dioxide calculated from alkalinity results. Values for 2003 and 2004 were modified to be consistent with previous years' results.

< = less than reporting limit
µg/L = micrograms per liter
ID = identification number
J = estimated
LOQ = limit of quantification
mg/L = milligrams per liter
Qual = qualifier
RL = reporting limit
RSK = Robert S. Kerr Environmental Research Laboratory
SM = Standard Method
U = nondetect
USEPA = United States Environmental Protection Agency

TABLE E.2.1-19
CORNHUSKER ARMY AMMUNITION PLANT
WELL G0029-NATURAL ATTENUATION PARAMETERS

FIELD ID	G0029			G0029			G0029			G0029			G0029			G0029			G0029		
COLLECT DATE	None			3/23/2005			3/16/2004			3/25/2003			3/20/2002			3/26/1999			6/25/1998		
	Result	RL	Qual	Result	RL	Qual	Result	RL	Qual	Result	RL	Qual	Result	RL	Qual	Result	RL	Qual	Result	RL	Qual
NATURAL ATTENUATION PARAMETERS																					
Methane RSK-175 (µg/L)				<	0.87	U	<	2	U	<	2	U	<	2	U	<	1	U	<	1	U
Total Kjeldahl Nitrogen USEPA 351.2 (mg/L)				<	1	U	<	0.35	U	<	0.37	U	1.1	0.4		0.434	0.1		<	0.1	U
Ammonia USEPA 350.1 (mg/L)	**Abandoned**			<	0.05	U	0.28	0.2		<	0.2	U	<	0.2	U	<	0.1	U	<	0.1	U
Nitrate/Nitrite USEPA 353.2 (mg/L)	**2005**			4	0.25		1.1	0.1		4.5	0.2	J	7.7	0.5		<	2	U	3.92	1	
Alkalinity SM 2320B (mg/L)				190	8		250	5		220	5		180	5		157	5		198	5	
Carbon Dioxide SM 2320B (mg/L)[1]				100	20		85	2		100	5		91	5		65.5	2		76	2	
Sulfate USEPA 9056A (mg/L)				<	1	U	0.6	1	J	<	1	U	<	1	U	<	1	U	<	1	U
Sulfide SM 9034 (mg/L)				2.7	1		3.1	1		2.5	1		3	1		12	5		12.4	5	
Dissolved Organic Carbon SM 9060A (mg/L)				84	0.1		110	0.6		97	1		79	1		69.1	2.2		87.1	2.2	

Notes:
Analysis methods listed are accurate for most current sampling event. Previous analysis methods may be different.

[1]Carbon dioxide calculated from alkalinity results. Values for 2003 and 2004 were modified to be consistent with previous years' results.

< = less than reporting limit
µg/L = micrograms per liter
ID = identification number
J = estimated
LOQ = limit of quantification
mg/L = milligrams per liter
Qual = qualifier
RL = reporting limit
RSK = Robert S. Kerr Environmental Research Laboratory
SM = Standard Method
U = nondetect
USEPA = United States Environmental Protection Agency

TABLE E.2.1-20
CORNHUSKER ARMY AMMUNITION PLANT
WELL G0030-NATURAL ATTENUATION PARAMETERS

FIELD ID	G0030			G0030			G0030			G0030			G0030		
COLLECT DATE	None			3/23/2005			3/16/2004			3/25/2003			3/20/2002		
	Result	RL	Qual	Result	RL	Qual	Result	RL	Qual	Result	RL	Qual	Result	RL	Qual
NATURAL ATTENUATION PARAMETERS															
Methane RSK-175 (µg/L)				0.43	0.87	J	7.6	2		<	2	U	<	2	U
Total Kjeldahl Nitrogen USEPA 351.2 (mg/L)				<	1	UJ	0.89	0.2		<	0.34	U	0.52	0.4	
Ammonia USEPA 350.1 (mg/L)	**Abandoned**			<	0.05	U	0.15	0.2	J	<	0.2	U	<	0.2	U
Nitrate/Nitrite USEPA 353.2 (mg/L)	**2005**			13	0.5	J	8.1	1		5.7	0.2	J	5.2	0.5	
Alkalinity SM 2320B (mg/L)				190	8		180	5		230	5		210	5	
Carbon Dioxide SM 2320B (mg/L)[1]				89	20		77	2		92	5		100	5	
Sulfate USEPA 9056A (mg/L)				<	1	U	<	1	U	<	1	U	<	1	U
Sulfide SM 9034 (mg/L)				2.1	1		2.3	1		2.6	1		2.6	1	
Dissolved Organic Carbon SM 9060A (mg/L)				84	0.1		79	0.7		101	1		92	1	

Notes:
Analysis methods listed are accurate for most current sampling event. Previous analysis methods may be different.

[1]Carbon dioxide calculated from alkalinity results. Values for 2003 and 2004 were modified to be consistent with previous years' results.

< = less than reporting limit
µg/L = micrograms per liter
ID = identification number
J = estimated
LOQ = limit of quantification
mg/L = milligrams per liter
Qual = qualifier
RL = reporting limit
RSK = Robert S. Kerr Environmental Research Laboratory
SM = Standard Method
U = nondetect
USEPA = United States Environmental Protection Agency

TABLE E.2.1-20
CORNHUSKER ARMY AMMUNITION PLANT
WELL G0030-NATURAL ATTENUATION PARAMETERS

FIELD ID	G0030			G0030			G0030			G0030		
COLLECT DATE	3/23/2001			3/16/2000			3/26/1999			6/25/1998		
	Result	RL	Qual	Result	RL	Qual	Result	RL	Qual	Result	RL	Qual
NATURAL ATTENUATION PARAMETERS												
Methane RSK-175 (µg/L)	<	1	U	<	1	U	<	1	U	<	1	U
Total Kjeldahl Nitrogen USEPA 351.2 (mg/L)	0.219	0.1		0.564	0.1		0.417	0.1		0.302	0.1	
Ammonia USEPA 350.1 (mg/L)	<	0.1	U	0.146	0.1		0.464	0.1		0.176	0.1	
Nitrate/Nitrite USEPA 353.2 (mg/L)	1.21	0.5		2	1		4.76	2		3.28	1	
Alkalinity SM 2320B (mg/L)	185	5		215	5		197	5		161	5	
Carbon Dioxide SM 2320B (mg/L)[1]	95.6	5		86.7	2		72.1	5		56.3	2	
Sulfate USEPA 9056A (mg/L)	<	1	U	<	1	U	<	1	U	<	1	U
Sulfide SM 9034 (mg/L)	<	5	U	5	5		11.4	5		13.3	5	
Dissolved Organic Carbon SM 9060A (mg/L)	81.4	5		94.4	2.2		86.7	2.2		70.8	2.2	

Notes:
Analysis methods listed are accurate for most current sampling event. Previous analysis methods may be different.

[1]Carbon dioxide calculated from alkalinity results. Values for 2003 and 2004 were modified to be consistent with previous years' results.

< = less than reporting limit
µg/L = micrograms per liter
ID = identification number
J = estimated
LOQ = limit of quantification
mg/L = milligrams per liter
Qual = qualifier
RL = reporting limit
RSK = Robert S. Kerr Environmental Research Laboratory
SM = Standard Method
U = nondetect
USEPA = United States Environmental Protection Agency

TABLE E.2.1-21
CORNHUSKER ARMY AMMUNITION PLANT
WELL G0031-NATURAL ATTENUATION PARAMETERS

FIELD ID	G0031			G0031			G0031			G0031			G0031			G0031			G0031		
COLLECT DATE	None			3/22/2005			3/16/2004			3/25/2003			3/20/2002			3/26/2001			3/16/2000		
	Result	RL	Qual	Result	RL	Qual	Result	RL	Qual	Result	RL	Qual	Result	RL	Qual	Result	RL	Qual	Result	RL	Qual
NATURAL ATTENUATION PARAMETERS																					
Methane RSK-175 (µg/L)				<	0.87	U	<	2	U	<	2	U	<	2	U	<	1	U	<	1	U
Total Kjeldahl Nitrogen USEPA 351.2 (mg/L)				<	1	U	0.95	0.2		0.22	0.2		0.43	0.4		<	0.1	U	0.136	0.1	
Ammonia USEPA 350.1 (mg/L)	**Abandoned**			<	0.05	U	<	0.2	U	<	0.2	U	0.13	0.2	J	<	0.1	U	<	0.1	U
Nitrate/Nitrite USEPA 353.2 (mg/L)	**2005**			6.6	0.25		8.9	1		11	0.5		10	0.5		4.87	0.5		9.29	1	
Alkalinity SM 2320B (mg/L)				200	8		190	5		210	5		180	5		165	5		182	5	
Carbon Dioxide SM 2320B (mg/L)[1]				95	10		69	2		56	5		61	5		98.6	2.5		65.5	2	
Sulfate USEPA 9056A (mg/L)				<	1	U	<	1	U	<	1	U	<	1	U	<	1	U	<	1	U
Sulfide SM 9034 (mg/L)				3.9	1		2.6	1		1.8	1		2.6	1		<	5	U	19.7	5	
Dissolved Organic Carbon SM 9060A (mg/L)				88	0.1		84	0.4		92	1		79	1		72.6	5		80	2.2	

Notes:
Analysis methods listed are accurate for most current sampling event. Previous analysis methods may be different.

[1]Carbon dioxide calculated from alkalinity results. Values for 2003 and 2004 were modified to be consistent with previous years' results.

< = less than reporting limit
µg/L = micrograms per liter
ID = identification number
J = estimated
LOQ = limit of quantification
mg/L = milligrams per liter
Qual = qualifier
RL = reporting limit
RSK = Robert S. Kerr Environmental Research Laboratory
SM = Standard Method
U = nondetect
USEPA = United States Environmental Protection Agency

TABLE E.2.1-21
CORNHUSKER ARMY AMMUNITION PLANT
WELL G0031-NATURAL ATTENUATION PARAMETERS

FIELD ID	G0031			G0031		
COLLECT DATE	3/26/1999			6/25/1998		
	Result	RL	Qual	Result	RL	Qual
NATURAL ATTENUATION PARAMETERS						
Methane RSK-175 (µg/L)	<	1	U	<	1	U
Total Kjeldahl Nitrogen USEPA 351.2 (mg/L)	<	0.1	U	<	0.1	U
Ammonia USEPA 350.1 (mg/L)	<	0.1	U	<	0.1	U
Nitrate/Nitrite USEPA 353.2 (mg/L)	7.93	2		6.68	1	
Alkalinity SM 2320B (mg/L)	185	5		164	5	
Carbon Dioxide SM 2320B (mg/L)[1]	68.8	2		60.4	2	
Sulfate USEPA 9056A (mg/L)	<	1	U	<	1	U
Sulfide SM 9034 (mg/L)	12.3	5		7.9	5	
Dissolved Organic Carbon SM 9060A (mg/L)	81.4	2.2		72.2	2.2	

Notes:
Analysis methods listed are accurate for most current sampling event. Previous analysis methods may be different.

[1]Carbon dioxide calculated from alkalinity results. Values for 2003 and 2004 were modified to be consistent with previous years' results.

< = less than reporting limit
µg/L = micrograms per liter
ID = identification number
J = estimated
LOQ = limit of quantification
mg/L = milligrams per liter
Qual = qualifier
RL = reporting limit
RSK = Robert S. Kerr Environmental Research Laboratory
SM = Standard Method
U = nondetect
USEPA = United States Environmental Protection Agency

TABLE E.2.1-22
CORNHUSKER ARMY AMMUNITION PLANT
WELL G0032-NATURAL ATTENUATION PARAMETERS

FIELD ID	G0032			G0032			G0032			G0032/74			G0032/74			G0032/74			G0032/74		
COLLECT DATE	None			3/11/2013			3/5/2012			None			3/13/2007			3/27/2006			3/22/2005		
	Result	RL	Qual	Result	RL	Qual	Result	RL	Qual	Result	RL	Qual	Result	RL	Qual	Result	RL	Qual	Result	RL	Qual
NATURAL ATTENUATION PARAMETERS																					
Methane RSK-175 (µg/L)				<	5	U	<	5	U				<	0.87	U	<	0.87	U	<	0.87	U
Total Kjeldahl Nitrogen USEPA 351.2 (mg/L)				<	1	U	<	1	UJ				<	1	U	<	1	U	<	1	U
Ammonia USEPA 350.1 (mg/L)	**Abandoned**			<	0.25	U	<	0.25	UJ	**Not Sampled**			<	0.05	U	<	0.05	U	<	0.05	U
Nitrate/Nitrite USEPA 353.2 (mg/L)	**2013**			<	0.1	U	19.5	0.1					23	1	J	17	0.5		17	0.5	
Alkalinity SM 2320B (mg/L)				410	1.25		405	1.25		**1 2008, 2009, 2010, 201**			410	8		410	8		400	8	
Carbon Dioxide SM 2320B (mg/L)[1]				901	25		928	25					910	50		830	50		730	50	
Sulfate USEPA 9056A (mg/L)				0.2	2	J	0.4	2	J				<	1	U	<	1	U	<	1	U
Sulfide SM 9034 (mg/L)				6.24	1		5.74	1					5.7	1		6.3	1		5.7	1	
Dissolved Organic Carbon SM 9060A (mg/L)				182	10		180	1.25					180	0.88		180	0.88		180	0.1	

Notes:
Analysis methods listed are accurate for most current sampling event. Previous analysis methods may be different.

[1]Carbon dioxide calculated from alkalinity results. Values for 2003 and 2004 were modified to be consistent with previous years' results.

< = less than reporting limit
µg/L = micrograms per liter
ID = identification number
J = estimated
LOQ = limit of quantification
mg/L = milligrams per liter
Qual = qualifier
RL = reporting limit
RSK = Robert S. Kerr Environmental Research Laboratory
SM = Standard Method
U = nondetect
USEPA = United States Environmental Protection Agency

TABLE E.2.1-22
CORNHUSKER ARMY AMMUNITION PLANT
WELL G0032-NATURAL ATTENUATION PARAMETERS

FIELD ID	G0032/74			G0032			G0032			G0032			G0032			G0032			G0032		
COLLECT DATE	3/16/2004			3/20/2003			3/21/2002			3/30/2001			3/13/2000			3/26/1999			6/11/1998		
	Result	RL	Qual	Result	RL	Qual	Result	RL	Qual	Result	RL	Qual	Result	RL	Qual	Result	RL	Qual	Result	RL	Qual
NATURAL ATTENUATION PARAMETERS																					
Methane RSK-175 (µg/L)	<	2	U	<	2	U	<	2	U	<	1	UJ	<	1	U	<	1	U	<	1	U
Total Kjeldahl Nitrogen USEPA 351.2 (mg/L)	1.2	0.2		0.44	0.2		<	0.58	U	0.184	0.1		<	0.1	U	<	0.1	U	<	0.1	U
Ammonia USEPA 350.1 (mg/L)	<	0.2	U	<	0.2	U	0.17	0.2	J	<	0.1	U	<	0.1	U	<	0.1	U	<	0.1	U
Nitrate/Nitrite USEPA 353.2 (mg/L)	14	1		17	1	J	16	0.5		16.8	0.5		15.2	1		13.5	2		14	1	
Alkalinity SM 2320B (mg/L)	380	5		380	5		400	5		383	5		371	5		350	5		350	5	
Carbon Dioxide SM 2320B (mg/L)[1]	660	40		710	50		610	1		738	50		724	10		798	5		693	10	
Sulfate USEPA 9056A (mg/L)	<	1	U	<	1	U	<	1	U	<	1	U	<	1	U	<	1	U	<	1	U
Sulfide SM 9034 (mg/L)	5.2	1		5.4	1		5.9	1		<	5	U	6.1	5		15.4	5		6.8	5	
Dissolved Organic Carbon SM 9060A (mg/L)	167	0.3		167	1		176	1		169	5		163	2.2		154	2.2		154	2.2	

Notes:
Analysis methods listed are accurate for most current sampling event. Previous analysis methods may be different.

[1]Carbon dioxide calculated from alkalinity results. Values for 2003 and 2004 were modified to be consistent with previous years' results.

< = less than reporting limit
µg/L = micrograms per liter
ID = identification number
J = estimated
LOQ = limit of quantification
mg/L = milligrams per liter
Qual = qualifier
RL = reporting limit
RSK = Robert S. Kerr Environmental Research Laboratory
SM = Standard Method
U = nondetect
USEPA = United States Environmental Protection Agency

TABLE E.2.1-23
CORNHUSKER ARMY AMMUNITION PLANT
WELL G0033-NATURAL ATTENUATION PARAMETERS

FIELD ID	G0033			G0033			G0033			G0033			G0033			G0033			G0033		
COLLECT DATE	None			3/11/2013			3/5/2012			None			3/15/2007			3/27/2006			3/22/2005		
	Result	RL	Qual	Result	RL	Qual	Result	RL	Qual	Result	RL	Qual	Result	RL	Qual	Result	RL	Qual	Result	RL	Qual
NATURAL ATTENUATION PARAMETERS																					
Methane RSK-175 (µg/L)				<	5	U	<	5	U				<	0.87	U	<	0.87	U	<	0.87	U
Total Kjeldahl Nitrogen USEPA 351.2 (mg/L)				0.202	1	J	<	1	U				<	1	U	<	1	U	<	1	U
Ammonia USEPA 350.1 (mg/L)	**Abandoned**			<	0.25	U	<	0.25	UJ	**Not Sampled**			<	0.05	U	<	0.05	U	<	0.05	U
Nitrate/Nitrite USEPA 353.2 (mg/L)	**2013**			1.54	0.1		46.1	0.1		**in 2008, 2009, 2010,**			44	2.5		44	2.5		32	1	
Alkalinity SM 2320B (mg/L)				195	1.25		190	1.25		**2011**			210	8		180	8		200	8	
Carbon Dioxide SM 2320B (mg/L)[1]				65.1	1		68.4	1					64	20		65	20		58	50	
Sulfate USEPA 9056A (mg/L)				0.2	2	J	0.4	2	J				<	1	U	<	1	U	<	1	U
Sulfide SM 9034 (mg/L)				3.85	1		2.44	1					3	1		3.2	1		2.9	1	
Dissolved Organic Carbon SM 9060A (mg/L)				87	10		84.44	1.25					92	0.88		77	0.88		88	0.1	

Notes:
Analysis methods listed are accurate for most current sampling event. Previous analysis methods may be different.

[1]Carbon dioxide calculated from alkalinity results. Values for 2003 and 2004 were modified to be consistent with previous years' results.

< = less than reporting limit
µg/L = micrograms per liter
ID = identification number
J = estimated
LOQ = limit of quantification
mg/L = milligrams per liter
Qual = qualifier
RL = reporting limit
RSK = Robert S. Kerr Environmental Research Laboratory
SM = Standard Method
U = nondetect
USEPA = United States Environmental Protection Agency

TABLE E.2.1-23
CORNHUSKER ARMY AMMUNITION PLANT
WELL G0033-NATURAL ATTENUATION PARAMETERS

FIELD ID	G0033			G0033			G0033			G0033			G0033			G0033			G0033		
COLLECT DATE	3/16/2004			3/20/2003			3/20/2002			3/30/2001			3/14/2000			3/26/1999			6/12/1998		
	Result	RL	Qual	Result	RL	Qual	Result	RL	Qual	Result	RL	Qual	Result	RL	Qual	Result	RL	Qual	Result	RL	Qual
NATURAL ATTENUATION PARAMETERS																					
Methane RSK-175 (µg/L)	<	2	U	<	2	U	<	2	U	<	1	UJ	<	1	U	<	1	U	<	1	U
Total Kjeldahl Nitrogen USEPA 351.2 (mg/L)	0.99	0.2		0.38	0.2	J	<	0.59	U	0.138	0.1		0.128	0.1	J	<	0.1	U	<	0.1	U
Ammonia USEPA 350.1 (mg/L)	0.11	0.2	J	0.29	0.2	J	0.25	0.2		0.108	0.1		<	0.1	U	<	0.1	U	<	0.1	U
Nitrate/Nitrite USEPA 353.2 (mg/L)	37	1		39	1		33	2		33.4	1		37.8	10		34.1	2		38.2	4	
Alkalinity SM 2320B (mg/L)	180	5		200	5		190	5		168	5		186	5		183	5		175	5	
Carbon Dioxide SM 2320B (mg/L)[1]	59	2		64	2		59	4		48.8	5		51.9	2		56.8	2		49	1	
Sulfate USEPA 9056A (mg/L)	<	1	U	<	1	U	<	1	U	<	1	U	<	1	U	<	1	U	<	1	U
Sulfide SM 9034 (mg/L)	2.6	1		2.6	1		3	1		9.8	5		<	5	U	12.2	5		9.6	5	
Dissolved Organic Carbon SM 9060A (mg/L)	79	1		88	1		84	1		73.9	5		81.8	2.2		80.5	2.2		77	2.2	

Notes:
Analysis methods listed are accurate for most current sampling event. Previous analysis methods may be different.

[1]Carbon dioxide calculated from alkalinity results. Values for 2003 and 2004 were modified to be consistent with previous years' results.

< = less than reporting limit
µg/L = micrograms per liter
ID = identification number
J = estimated
LOQ = limit of quantification
mg/L = milligrams per liter
Qual = qualifier
RL = reporting limit
RSK = Robert S. Kerr Environmental Research Laboratory
SM = Standard Method
U = nondetect
USEPA = United States Environmental Protection Agency

TABLE E.2.1-24
CORNHUSKER ARMY AMMUNITION PLANT
WELL G0042-NATURAL ATTENUATION PARAMETERS

FIELD ID	G0042			G0042			G0042			G0042			G0042			G0042			G0042		
COLLECT DATE	None			3/8/2013			3/13/2008			3/13/2007			3/29/2006			3/18/2005			3/23/2004		
	Result	RL	Qual	Result	RL	Qual	Result	RL	Qual	Result	RL	Qual	Result	RL	Qual	Result	RL	Qual	Result	RL	Qual
NATURAL ATTENUATION PARAMETERS																					
Methane RSK-175 (µg/L)				<	5	U	<	1.7	U	<	0.87	U	<	0.87	U	<	0.87	U	<	2	U
Total Kjeldahl Nitrogen USEPA 351.2 (mg/L)				0.067	1	J	1.1	1		<	1	U	<	1	U	1	1		<	0.51	U
Ammonia USEPA 350.1 (mg/L)	**Abandoned**			1.14	0.25		0.15	0.05		<	0.05	U	<	0.05	U	0.07	0.05		<	0.2	U
Nitrate/Nitrite USEPA 353.2 (mg/L)	**2013**			2.9	0.1		0.62	0.05		2.7	1	J	3.1	0.1		3.7	0.1		2.8	0.1	
Alkalinity SM 2320B (mg/L)				523	1.25		360	4		370	8		370	8		420	8		360	5	
Carbon Dioxide SM 2320B (mg/L)[1]				336	10		460	100		250	20		300	50		270	50		310	20	
Sulfate USEPA 9056A (mg/L)				<	2	U	<	1	U	<	1	U	<	1	U	<	1	U	<	1	U
Sulfide SM 9034 (mg/L)				2.96	1		3.3	1		2	1		2.6	1		2.9	1		2.6	1	
Dissolved Organic Carbon SM 9060A (mg/L)				232	10		158	1.8		160	0.88		160	0.88		180	0.1		158	1	

Notes:
Analysis methods listed are accurate for most current sampling event. Previous analysis methods may be different.

[1]Carbon dioxide calculated from alkalinity results. Values for 2003 and 2004 were modified to be consistent with previous years' results.

< = less than reporting limit
µg/L = micrograms per liter
ID = identification number
J = estimated
LOQ = limit of quantification
mg/L = milligrams per liter
Qual = qualifier
RL = reporting limit
RSK = Robert S. Kerr Environmental Research Laboratory
SM = Standard Method
U = nondetect
USEPA = United States Environmental Protection Agency

TABLE E.2.1-24
CORNHUSKER ARMY AMMUNITION PLANT
WELL G0042-NATURAL ATTENUATION PARAMETERS

FIELD ID	G0042			G0042			G0042			G0042			G0042			G0042		
COLLECT DATE	3/20/2003			3/21/2002			3/28/2001			3/17/2000			3/30/1999			6/24/1998		
	Result	RL	Qual	Result	RL	Qual	Result	RL	Qual	Result	RL	Qual	Result	RL	Qual	Result	RL	Qual
NATURAL ATTENUATION PARAMETERS																		
Methane RSK-175 (µg/L)	<	2	U	<	2	U	<	1	U	<	1	U	<	1	U	1.7	1	
Total Kjeldahl Nitrogen USEPA 351.2 (mg/L)	0.29	0.2		<	0.6	U	2.96	0.1		0.717	0.1		0.822	0.1		0.203	0.1	
Ammonia USEPA 350.1 (mg/L)	<	0.2	U	0.06	0.2	J	<	0.1	U	<	0.1	U	<	0.1	U	<	0.1	U
Nitrate/Nitrite USEPA 353.2 (mg/L)	3.1	0.1		3.8	0.1		1.7	0.5		2.69	1		1.08	1		1.15	1	
Alkalinity SM 2320B (mg/L)	370	5		440	5		388	5		449	5		414	5		339	5	
Carbon Dioxide SM 2320B (mg/L)[1]	430	100		370	25		529	50		605	5		617	5		408	5	
Sulfate USEPA 9056A (mg/L)	<	1	U	1.6	1		<	1	U	<	1	UJ	<	1	U	<	1	U
Sulfide SM 9034 (mg/L)	2.7	1		3.7	1		9.1	5		<	5	U	<	5	U	17.1	5	
Dissolved Organic Carbon SM 9060A (mg/L)	163	1		190	1		171	5		198	2.2		182	2.2		149	2.2	

Notes:
Analysis methods listed are accurate for most current sampling event. Previous analysis methods may be different.

[1]Carbon dioxide calculated from alkalinity results. Values for 2003 and 2004 were modified to be consistent with previous years' results.

< = less than reporting limit
µg/L = micrograms per liter
ID = identification number
J = estimated
LOQ = limit of quantification
mg/L = milligrams per liter
Qual = qualifier
RL = reporting limit
RSK = Robert S. Kerr Environmental Research Laboratory
SM = Standard Method
U = nondetect
USEPA = United States Environmental Protection Agency

TABLE E.2.1-25
CORNHUSKER ARMY AMMUNITION PLANT
WELL G0043-NATURAL ATTENUATION PARAMETERS

FIELD ID	G0043			G0043			G0043			G0043			G0043			G0043		
COLLECT DATE	None			3/13/2007			3/28/2006			3/18/2005			3/23/2004			3/20/2003		
	Result	RL	Qual	Result	RL	Qual	Result	RL	Qual	Result	RL	Qual	Result	RL	Qual	Result	RL	Qual
NATURAL ATTENUATION PARAMETERS																		
Methane RSK-175 (µg/L)				<	0.87	U	<	0.87	U	<	0.87	U	<	2	U	<	2	U
Total Kjeldahl Nitrogen USEPA 351.2 (mg/L)				<	1	U	<	1	U	1.1	1		<	0.6	U	<	0.2	U
Ammonia USEPA 350.1 (mg/L)	**Abandoned**			<	0.05	U	<	0.05	U	<	0.05	U	<	0.2	U	<	0.2	U
Nitrate/Nitrite USEPA 353.2 (mg/L)	**2009**			0.071	0.05	J	0.4	0.05		0.46	0.05		1.5	0.1		3.2	0.1	
Alkalinity SM 2320B (mg/L)				390	8		390	8		350	8		310	5		350	5	
Carbon Dioxide SM 2320B (mg/L)[1]				130	20		140	10		130	10		190	10		270	10	
Sulfate USEPA 9056A (mg/L)				<	1	U	<	1	U	<	1	U	<	1	U	<	1	U
Sulfide SM 9034 (mg/L)				2.1	1		2.5	1		2.6	1		2.1	1		2.4	1	
Dissolved Organic Carbon SM 9060A (mg/L)				170	0.88		170	0.88		150	0.1		136	1		154	1	

Notes:
Analysis methods listed are accurate for most current sampling event. Previous analysis methods may be different.

[1]Carbon dioxide calculated from alkalinity results. Values for 2003 and 2004 were modified to be consistent with previous years' results.

< = less than reporting limit
µg/L = micrograms per liter
ID = identification number
J = estimated
LOQ = limit of quantification
mg/L = milligrams per liter
Qual = qualifier
RL = reporting limit
RSK = Robert S. Kerr Environmental Research Laboratory
SM = Standard Method
U = nondetect
USEPA = United States Environmental Protection Agency

TABLE E.2.1-25
CORNHUSKER ARMY AMMUNITION PLANT
WELL G0043-NATURAL ATTENUATION PARAMETERS

FIELD ID	G0043			G0043			G0043			G0043			G0043		
COLLECT DATE	3/22/2002			3/28/2001			3/17/2000			3/30/1999			6/24/1998		
	Result	RL	Qual	Result	RL	Qual	Result	RL	Qual	Result	RL	Qual	Result	RL	Qual
NATURAL ATTENUATION PARAMETERS															
Methane RSK-175 (µg/L)	<	2	U	<	1	U	<	1	U	<	1	U	<	1	U
Total Kjeldahl Nitrogen USEPA 351.2 (mg/L)	0.25	0.2		0.374	0.1		0.272	0.1		0.37	0.1		<	0.1	U
Ammonia USEPA 350.1 (mg/L)	0.13	0.2	J	<	0.1	U	<	0.1	U	<	0.1	U	<	0.1	U
Nitrate/Nitrite USEPA 353.2 (mg/L)	1.4	0.1		1.58	0.5		1.61	1		2.55	1		2.28	1	
Alkalinity SM 2320B (mg/L)	370	5		370	5		412	5		442	5		383	5	
Carbon Dioxide SM 2320B (mg/L)[1]	270	10		322	50		297	2		365	5		300	5	
Sulfate USEPA 9056A (mg/L)	1.6	1		<	1	U	<	1	UJ	<	1	U	<	1	U
Sulfide SM 9034 (mg/L)	2.7	1		<	5	U	<	5	U	<	5	U	18.4	5	
Dissolved Organic Carbon SM 9060A (mg/L)	160	1		163	5		181	2.2		194	2.2		169	2.2	

Notes:
Analysis methods listed are accurate for most current sampling event. Previous analysis methods may be different.

[1]Carbon dioxide calculated from alkalinity results. Values for 2003 and 2004 were modified to be consistent with previous years' results.

< = less than reporting limit
µg/L = micrograms per liter
ID = identification number
J = estimated
LOQ = limit of quantification
mg/L = milligrams per liter
Qual = qualifier
RL = reporting limit
RSK = Robert S. Kerr Environmental Research Laboratory
SM = Standard Method
U = nondetect
USEPA = United States Environmental Protection Agency

TABLE E.2.1-26
CORNHUSKER ARMY AMMUNITION PLANT
WELL G0044-NATURAL ATTENUATION PARAMETERS

FIELD ID	G0044					G0044					G0044					G0044				
COLLECT DATE	3/19/2018					3/24/2017					8/8/2016					8/5/2015				
	Result	Qual	DL	LOD	LOQ	Result	Qual	DL	LOD	LOQ	Result	DL	LOD	LOQ	Qual	Result	DL	LOD	LOQ	Qual
NATURAL ATTENUATION PARAMETERS																				
Methane RSK-175 (µg/L)	<	UJ	0.22	0.8	5	<	U	0.22	0.8	5	<	0.22	0.80	5.0	U	<	0.22	0.8	5	UJ
Total Kjeldahl Nitrogen USEPA 351.2 (mg/L)	<	U	0.18	0.5	1	<	U	0.18	0.5	1	0.19	0.18	0.50	1.0	J	<	0.18	0.5	1	U
Ammonia USEPA 350.1 (mg/L)	<	U	0.02	0.05	0.1	<	U	0.022	0.05	0.1	<	0.022	0.050	0.10	U	<	0.022	0.05	0.1	U
Nitrate/Nitrite USEPA 353.2 (mg/L)	5.9		0.02	0.05	0.1	3		0.019	0.05	0.1	1.8	0.019	0.050	0.10		2.7	0.019	0.05	0.1	
Alkalinity SM 2320B (mg/L)	520		1.1	3.2	5	500		1.1	3.2	5	390	1.1	3.2	5.0		450	1.1	3.2	5	
Carbon Dioxide SM 2320B (mg/L)[1]	570		1.2	2.5	25	600		1.2	2.5	25	300	2.3	5.0	50		270	1.2	2.5	25	
Sulfate USEPA 9056A (mg/L)	<	U	0.79	1.9	4	0.8	J	0.79	1.9	4	<	0.79	1.9	4.0	U	<	0.79	1.9	4	U
Sulfide SM 9034 (mg/L)	20		0.16	0.5	1	4.5		0.16	0.5	1	3.4	0.16	0.50	1.0		3.5	0.16	0.5	1	
Dissolved Organic Carbon SM 9060A (mg/L)	231		1.1	3.2	5	222.2		1.1	3.2	5	173.3	1.1	3.2	5.0		200	1.1	3.2	5	

Notes:
Analysis methods listed are accurate for most current sampling event. Previous analysis methods may be different.

[1]Carbon dioxide calculated from alkalinity results. Values for 2003 and 2004 were modified to be consistent with previous years' results.

< = less than reporting limit
µg/L = micrograms per liter
ID = identification number
J = estimated
LOQ = limit of quantification
mg/L = milligrams per liter
Qual = qualifier
RL = reporting limit
RSK = Robert S. Kerr Environmental Research Laboratory
SM = Standard Method
U = nondetect
USEPA = United States Environmental Protection Agency

TABLE E.2.1-26
CORNHUSKER ARMY AMMUNITION PLANT
WELL G0044-NATURAL ATTENUATION PARAMETERS

FIELD ID	G0044			G0044			G0044			G0044			G0044			G0044			G0044		
COLLECT DATE	8/18/2014			3/11/2013			3/5/2012			3/7/2011			3/2/2010			3/9/2009			3/17/2008		
	Result	LOQ	Qual	Result	RL	Qual	Result	RL	Qual	Result	RL	Qual	Result	RL	Qual	Result	RL	Qual	Result	RL	Qual
NATURAL ATTENUATION PARAMETERS																					
Methane RSK-175 (µg/L)	<	5	U	<	5	U	<	5	U	<	5	UJ	<	5	U	<	0.31	U	6.6	1.7	
Total Kjeldahl Nitrogen USEPA 351.2 (mg/L)	<	1	U	0.178	1	J	<	1	U	<	1	UJ	0.28	1	J	<	1	U	<	1	U
Ammonia USEPA 350.1 (mg/L)	0.039	0.1	J	<	0.25	U	<	0.25	UJ	<	0.25	UJ	<	0.1	U	<	0.05	U	0.22	0.05	
Nitrate/Nitrite USEPA 353.2 (mg/L)	7.6	0.1		1.95	0.1		2.39	0.1		1.66	0.1		1.1	0.1		0.3	0.05		0.099	0.05	
Alkalinity SM 2320B (mg/L)	540	5		480	1.25		410	1.25		455	1		430	5		450	20		470	4	
Carbon Dioxide SM 2320B (mg/L)[1]	400	25		713	25		579	25		555	25		390	100		170	50		190	20	
Sulfate USEPA 9056A (mg/L)	<	4	U	0.401	2	J	0.6	2	J	0.2	2	J	<	4	U	<	1	U	<	1	U
Sulfide SM 9034 (mg/L)	3.6	1		5.31	1		3.68	1		4.88	1		3	1		3.5	1	J	4.2	1	
Dissolved Organic Carbon SM 9060A (mg/L)	240	5		213	10		182.2	1.25		202	0.4		190	2.2		200	0.22		207	0.88	

Notes:
Analysis methods listed are accurate for most current sampling event. Previous analysis methods may be different.

[1]Carbon dioxide calculated from alkalinity results. Values for 2003 and 2004 were modified to be consistent with previous years' results.

< = less than reporting limit
µg/L = micrograms per liter
ID = identification number
J = estimated
LOQ = limit of quantification
mg/L = milligrams per liter
Qual = qualifier
RL = reporting limit
RSK = Robert S. Kerr Environmental Research Laboratory
SM = Standard Method
U = nondetect
USEPA = United States Environmental Protection Agency

TABLE E.2.1-26
CORNHUSKER ARMY AMMUNITION PLANT
WELL G0044-NATURAL ATTENUATION PARAMETERS

FIELD ID	G0044			G0044			G0044			G0044			G0044			G0044			G0044		
COLLECT DATE	3/13/2007			3/27/2006			3/22/2005			3/23/2004			3/20/2003			3/25/2002			3/30/2001		
	Result	RL	Qual	Result	RL	Qual	Result	RL	Qual	Result	RL	Qual	Result	RL	Qual	Result	RL	Qual	Result	RL	Qual
NATURAL ATTENUATION PARAMETERS																					
Methane RSK-175 (µg/L)	<	0.87	U	<	0.87	U	<	0.87	U	<	2	U	<	2	U	<	2	U	0.67	1	J
Total Kjeldahl Nitrogen USEPA 351.2 (mg/L)	<	1	U	<	1	U	<	1	U	1.1	0.2		0.46	0.2		0.5	0.4		<	0.1	U
Ammonia USEPA 350.1 (mg/L)	<	0.05	U	<	0.05	U	<	0.05	U	<	0.2	U	<	0.2	U	<	0.4	U	<	0.1	U
Nitrate/Nitrite USEPA 353.2 (mg/L)	0.082	0.05		1.4	0.05		2.2	0.05		5	1		4.6	0.2	J	4.2	0.1		2.31	0.5	
Alkalinity SM 2320B (mg/L)	480	8		430	8		530	8		490	5		490	5		540	5		475	5	
Carbon Dioxide SM 2320B (mg/L)[1]	320	50		250	50		150	50		310	20		460	25		370	25		463	50	
Sulfate USEPA 9056A (mg/L)	<	1	U	<	1	U	<	1	U	<	1	U	<	1	U	<	1	U	<	1	U
Sulfide SM 9034 (mg/L)	2.8	1		3.1	1		3.3	1		4.4	1		5.2	1		4.8	1		<	5	U
Dissolved Organic Carbon SM 9060A (mg/L)	210	0.88		190	0.88		230	0.1		216	1		216	1		240	1		209	5	

Notes:
Analysis methods listed are accurate for most current sampling event. Previous analysis methods may be different.

[1]Carbon dioxide calculated from alkalinity results. Values for 2003 and 2004 were modified to be consistent with previous years' results.

< = less than reporting limit
µg/L = micrograms per liter
ID = identification number
J = estimated
LOQ = limit of quantification
mg/L = milligrams per liter
Qual = qualifier
RL = reporting limit
RSK = Robert S. Kerr Environmental Research Laboratory
SM = Standard Method
U = nondetect
USEPA = United States Environmental Protection Agency

TABLE E.2.1-26
CORNHUSKER ARMY AMMUNITION PLANT
WELL G0044-NATURAL ATTENUATION PARAMETERS

FIELD ID	G0044			G0044			G0044		
COLLECT DATE	3/15/2000			3/29/1999			6/24/1998		
	Result	RL	Qual	Result	RL	Qual	Result	RL	Qual
NATURAL ATTENUATION PARAMETERS									
Methane RSK-175 (µg/L)	<	1	U	<	1	U	<	1	U
Total Kjeldahl Nitrogen USEPA 351.2 (mg/L)	0.979	0.1		0.473	0.1		<	0.1	U
Ammonia USEPA 350.1 (mg/L)	<	0.1	U	<	0.1	U	<	0.1	U
Nitrate/Nitrite USEPA 353.2 (mg/L)	2.53	1		2.63	1		1.8	1	
Alkalinity SM 2320B (mg/L)	505	5		475	5		471	5	
Carbon Dioxide SM 2320B (mg/L)[1]	416	5		380	10		286	5	
Sulfate USEPA 9056A (mg/L)	<	1	UJ	<	1	U	<	1	U
Sulfide SM 9034 (mg/L)	<	5	U	<	5	U	17	5	
Dissolved Organic Carbon SM 9060A (mg/L)	222	2.2		209	2.2		207	2.2	

Notes:
Analysis methods listed are accurate for most current sampling event. Previous analysis methods may be different.

[1]Carbon dioxide calculated from alkalinity results. Values for 2003 and 2004 were modified to be consistent with previous years' results.

< = less than reporting limit
µg/L = micrograms per liter
ID = identification number
J = estimated
LOQ = limit of quantification
mg/L = milligrams per liter
Qual = qualifier
RL = reporting limit
RSK = Robert S. Kerr Environmental Research Laboratory
SM = Standard Method
U = nondetect
USEPA = United States Environmental Protection Agency

TABLE E.2.1-27
CORNHUSKER ARMY AMMUNITION PLANT
WELL G0045-NATURAL ATTENUATION PARAMETERS

FIELD ID	G0045					G0045					G0045					G0045				
COLLECT DATE	3/14/2018					3/24/2017					8/8/2016					8/15/2015				
	Result	Qual	DL	LOD	LOQ	Result	Qual	DL	LOD	LOQ	Result	DL	LOD	LOQ	Qual	Result	DL	LOD	LOQ	Qual
NATURAL ATTENUATION PARAMETERS																				
Methane RSK-175 (µg/L)	3.3		0.22	0.8	5	3	J	0.22	0.8	5	2.0	0.22	0.80	5.0	J	1.8	0.22	0.8	5	J
Total Kjeldahl Nitrogen USEPA 351.2 (mg/L)	4.6		0.18	0.5	1	3.6		0.18	0.5	1	2.6	0.18	0.50	1.0		4.9	0.18	0.5	1	J
Ammonia USEPA 350.1 (mg/L)	3.1		0.02	0.05	0.1	3.6		0.022	0.05	0.1	3.6	0.022	0.050	0.10	J	9.6	0.11	0.25	0.5	
Nitrate/Nitrite USEPA 353.2 (mg/L)	<	U	0.02	0.05	0.1	<	U	0.019	0.05	0.1	0.042	0.019	0.050	0.10	J	<	0.019	0.05	0.1	U
Alkalinity SM 2320B (mg/L)	410		1.1	3.2	5	420		1.1	3.2	5	410	1.1	3.2	5.0		390	1.1	3.2	5	
Carbon Dioxide SM 2320B (mg/L)[1]	1100		2.3	5	50	1100		2.3	5	50	1100	2.3	5.0	50		1100	2.3	5	50	
Sulfate USEPA 9056A (mg/L)	<	U	0.79	1.9	4	<	U	0.79	1.9	4	<	0.79	1.9	4.0	U	<	0.79	1.9	4	U
Sulfide SM 9034 (mg/L)	5.2		0.16	0.5	1	5.6		0.16	0.5	1	5.1	0.16	0.50	1.0		5.2	0.16	0.5	1	
Dissolved Organic Carbon SM 9060A (mg/L)	182		1.1	3.2	5	186.7		1.1	3.2	5	182.2	1.1	3.2	5.0		173.3	1.1	3.2	5	

Notes:
Analysis methods listed are accurate for most current sampling event. Previous analysis methods may be different.

[1]Carbon dioxide calculated from alkalinity results. Values for 2003 and 2004 were modified to be consistent with previous years' results.

< = less than reporting limit
µg/L = micrograms per liter
ID = identification number
J = estimated
LOQ = limit of quantification
mg/L = milligrams per liter
Qual = qualifier
RL = reporting limit
RSK = Robert S. Kerr Environmental Research Laboratory
SM = Standard Method
U = nondetect
USEPA = United States Environmental Protection Agency

TABLE E.2.1-27
CORNHUSKER ARMY AMMUNITION PLANT
WELL G0045-NATURAL ATTENUATION PARAMETERS

FIELD ID	G0045			G0045			G0045			G0045			G0045			G0045			G0045		
COLLECT DATE	8/7/2014			3/8/2013			3/7/2012			3/7/2011			3/3/2010			3/11/2009			3/14/2008		
	Result	LOQ	Qual	Result	RL	Qual	Result	RL	Qual	Result	RL	Qual	Result	RL	Qual	Result	RL	Qual	Result	RL	Qual
NATURAL ATTENUATION PARAMETERS																					
Methane RSK-175 (µg/L)	3	5	J	<	5	U	1	5	J	<	5	UJ	18	5		4.3	0.31		3.1	1.7	
Total Kjeldahl Nitrogen USEPA 351.2 (mg/L)	4.9	1		6.77	1		7.71	1		7.64	1		8.3	1		11	1		19	1	
Ammonia USEPA 350.1 (mg/L)	6.7	0.1		5.47	0.25		5.25	0.25		8.22	0.25		7.3	0.1		12	0.5		16	0.5	
Nitrate/Nitrite USEPA 353.2 (mg/L)	0.45	0.1		0.032	0.1	J	<	0.1	U	<	0.1	UJ	0.03	0.1	J	<	0.05	U	<	0.05	U
Alkalinity SM 2320B (mg/L)	370	5		419	1.25		410	1.25		372	1		410	5		430	20		400	4	
Carbon Dioxide SM 2320B (mg/L)[1]	1100	50		1040	50		1020	50		1030	50		1100	250		1200	100	J	880	100	
Sulfate USEPA 9056A (mg/L)	<	4	U	0.2	2	J	0.8	2	J	0.4	2	J	<	4	U	<	1	U	<	1	U
Sulfide SM 9034 (mg/L)	5.2	1		5.88	1		5.77	1		5.5	1		5	1		5	1		2.5	1	
Dissolved Organic Carbon SM 9060A (mg/L)	164.4	5		186	10		182.2	1.25		165	0.4		180	2.2		190	0.22		176	0.88	

Notes:
Analysis methods listed are accurate for most current sampling event. Previous analysis methods may be different.

[1]Carbon dioxide calculated from alkalinity results. Values for 2003 and 2004 were modified to be consistent with previous years' results.

< = less than reporting limit
µg/L = micrograms per liter
ID = identification number
J = estimated
LOQ = limit of quantification
mg/L = milligrams per liter
Qual = qualifier
RL = reporting limit
RSK = Robert S. Kerr Environmental Research Laboratory
SM = Standard Method
U = nondetect
USEPA = United States Environmental Protection Agency

TABLE E.2.1-27
CORNHUSKER ARMY AMMUNITION PLANT
WELL G0045-NATURAL ATTENUATION PARAMETERS

FIELD ID	G0045			G0045			G0045			G0045			G0045			G0045			G0045		
COLLECT DATE	3/14/2007			3/16/2006			3/17/2005			3/18/2004			3/20/2003			3/26/2002			3/27/2001		
	Result	RL	Qual	Result	RL	Qual	Result	RL	Qual	Result	RL	Qual	Result	RL	Qual	Result	RL	Qual	Result	RL	Qual
NATURAL ATTENUATION PARAMETERS																					
Methane RSK-175 (µg/L)	3.1	0.87		1.7	0.87		2.2	0.87		<	2	U	<	2	U	<	2	U	2	1	
Total Kjeldahl Nitrogen USEPA 351.2 (mg/L)	11	1		10	1	J	8.3	1		5.2	0.4		5.1	1		3	0.4		0.621	0.1	
Ammonia USEPA 350.1 (mg/L)	11	0.5		9.4	0.25		6.8	0.5		4.8	0.2		5.5	0.4		1.2	0.2		<	0.1	U
Nitrate/Nitrite USEPA 353.2 (mg/L)	<	0.05	U	<	0.05	U	<	0.05	U	0.17	0.1		<	0.5	UJ	<	0.1	U	<	0.5	U
Alkalinity SM 2320B (mg/L)	400	8		390	8		390	8		370	5		410	5		390	5		388	5	
Carbon Dioxide SM 2320B (mg/L)[1]	750	100		790	100		820	50		860	40		870	50		<	0.2	U	773	100	
Sulfate USEPA 9056A (mg/L)	<	1	U	<	1	U	<	1	U	<	1	U	<	1	U	<	1	U	<	1	U
Sulfide SM 9034 (mg/L)	<	1	U	4.8	1		5.4	1		5.6	1		5.4	1		5.3	1		<	5	U
Dissolved Organic Carbon SM 9060A (mg/L)	180	0.88		170	0.88		170	0.1		163	1		180	1		170	1		171	5	

Notes:
Analysis methods listed are accurate for most current sampling event. Previous analysis methods may be different.

[1]Carbon dioxide calculated from alkalinity results. Values for 2003 and 2004 were modified to be consistent with previous years' results.

< = less than reporting limit
µg/L = micrograms per liter
ID = identification number
J = estimated
LOQ = limit of quantification
mg/L = milligrams per liter
Qual = qualifier
RL = reporting limit
RSK = Robert S. Kerr Environmental Research Laboratory
SM = Standard Method
U = nondetect
USEPA = United States Environmental Protection Agency

TABLE E.2.1-27
CORNHUSKER ARMY AMMUNITION PLANT
WELL G0045-NATURAL ATTENUATION PARAMETERS

FIELD ID	G0045			G0045			G0045		
COLLECT DATE	3/21/2000			3/31/1999			6/26/1998		
	Result	RL	Qual	Result	RL	Qual	Result	RL	Qual
NATURAL ATTENUATION PARAMETERS									
Methane RSK-175 (µg/L)	<	1	U	<	1.73	U	1.97	1	
Total Kjeldahl Nitrogen USEPA 351.2 (mg/L)	0.871	0.1		1.75	0.1		2.56	0.2	
Ammonia USEPA 350.1 (mg/L)	0.561	0.1		1.4	0.1		2.67	0.2	
Nitrate/Nitrite USEPA 353.2 (mg/L)	<	1	U	<	1	U	<	1	U
Alkalinity SM 2320B (mg/L)	383	5		438	5		399	5	
Carbon Dioxide SM 2320B (mg/L)[1]	720	5		786	5		686	5	
Sulfate USEPA 9056A (mg/L)	<	1	U	<	1	U	<	1	U
Sulfide SM 9034 (mg/L)	<	5	U	12	5		12.2	5	
Dissolved Organic Carbon SM 9060A (mg/L)	169	2.2		193	2.2		176	2.2	

Notes:
Analysis methods listed are accurate for most current sampling event. Previous analysis methods may be different.

[1]Carbon dioxide calculated from alkalinity results. Values for 2003 and 2004 were modified to be consistent with previous years' results.

< = less than reporting limit
µg/L = micrograms per liter
ID = identification number
J = estimated
LOQ = limit of quantification
mg/L = milligrams per liter
Qual = qualifier
RL = reporting limit
RSK = Robert S. Kerr Environmental Research Laboratory
SM = Standard Method
U = nondetect
USEPA = United States Environmental Protection Agency

TABLE E.2.1-28
CORNHUSKER ARMY AMMUNITION PLANT
WELL G0046-NATURAL ATTENUATION PARAMETERS

FIELD ID	G0046			G0046			G0046			G0046			G0046			G0046			G0046		
COLLECT DATE	None			3/12/2013			3/7/2012			3/7/2011			3/12/2010			3/9/2009			3/14/2008		
	Result	RL	Qual	Result	RL	Qual	Result	RL	Qual	Result	RL	Qual	Result	RL	Qual	Result	RL	Qual	Result	RL	Qual
NATURAL ATTENUATION PARAMETERS																					
Methane RSK-175 (µg/L)				<	5	U	<	5	UJ	<	5	UJ	<	5	U	<	0.31	U	<	1.7	U
Total Kjeldahl Nitrogen USEPA 351.2 (mg/L)				0.065	1	J	1.59	1		0.52	1	J	<	1	U	<	1	U	1.2	1	
Ammonia USEPA 350.1 (mg/L)	**Abandoned**			0.324	0.25		0.177	0.25	J	<	0.25	UJ	0.044	0.1	J	<	0.05	U	0.14	0.05	
Nitrate/Nitrite USEPA 353.2 (mg/L)	**2013**			2.25	0.1		2.04	0.1		3.75	0.1		1.8	0.1		0.98	0.05		1.4	0.05	
Alkalinity SM 2320B (mg/L)				488	1.25		470	1.25	J	458	1		400	5		450	20		360	4	
Carbon Dioxide SM 2320B (mg/L)[1]				363	10		498	10		26.1	1		640	100		760	20		430	100	
Sulfate USEPA 9056A (mg/L)				<	2	U	0.4	2	J	0.2	2	J	<	4	U	<	1	U	<	1	U
Sulfide SM 9034 (mg/L)				4.12	1		4.92	1		5.14	1		4.1	1		4.6	1		4.2	1	
Dissolved Organic Carbon SM 9060A (mg/L)				217	10		208.9	1.25	J	204	0.4		170	2.2		200	0.22		158	0.88	

Notes:
Analysis methods listed are accurate for most current sampling event. Previous analysis methods may be different.

[1]Carbon dioxide calculated from alkalinity results. Values for 2003 and 2004 were modified to be consistent with previous years' results.

< = less than reporting limit
µg/L = micrograms per liter
ID = identification number
J = estimated
LOQ = limit of quantification
mg/L = milligrams per liter
Qual = qualifier
RL = reporting limit
RSK = Robert S. Kerr Environmental Research Laboratory
SM = Standard Method
U = nondetect
USEPA = United States Environmental Protection Agency

TABLE E.2.1-28
CORNHUSKER ARMY AMMUNITION PLANT
WELL G0046-NATURAL ATTENUATION PARAMETERS

FIELD ID	G0046			G0046			G0046			G0046			G0046			G0046			G0046		
COLLECT DATE	3/15/2007			3/28/2006			3/18/2005			3/23/2004			3/19/2003			3/25/2002			3/27/2001		
	Result	RL	Qual	Result	RL	Qual	Result	RL	Qual	Result	RL	Qual	Result	RL	Qual	Result	RL	Qual	Result	RL	Qual
NATURAL ATTENUATION PARAMETERS																					
Methane RSK-175 (µg/L)	<	0.87	U	<	0.87	U	<	0.87	U	<	2	U	<	2	U	<	2	U	<	1	U
Total Kjeldahl Nitrogen USEPA 351.2 (mg/L)	<	1	U	<	1	U	1.3	1		<	0.2	U	<	0.27	U	0.43	0.4		0.301	0.1	
Ammonia USEPA 350.1 (mg/L)	<	0.05	U	<	0.05	U	<	0.05	U	<	0.2	U	<	0.2	U	<	0.4	U	<	0.1	U
Nitrate/Nitrite USEPA 353.2 (mg/L)	2.6	1	J	1.2	0.05		2.4	0.05		2	0.1		1.9	0.1		2.6	0.1		1.44	0.4	
Alkalinity SM 2320B (mg/L)	340	8		350	8		380	8		400	5		410	5		450	5		413	5	
Carbon Dioxide SM 2320B (mg/L)[1]	460	50		290	20		190	10		99	2		160	10		220	10		363	5	
Sulfate USEPA 9056A (mg/L)	<	1	U	<	1	U	<	1	U	<	1	U	1.6	1		<	1	U	<	1	U
Sulfide SM 9034 (mg/L)	4	1		4	1		4.2	1		2.1	1		2.6	1		3.4	1		<	5	U
Dissolved Organic Carbon SM 9060A (mg/L)	150	0.88		150	0.88		170	0.1		176	1		180	1		200	1		182	5	

Notes:
Analysis methods listed are accurate for most current sampling event. Previous analysis methods may be different.

[1]Carbon dioxide calculated from alkalinity results. Values for 2003 and 2004 were modified to be consistent with previous years' results.

< = less than reporting limit
µg/L = micrograms per liter
ID = identification number
J = estimated
LOQ = limit of quantification
mg/L = milligrams per liter
Qual = qualifier
RL = reporting limit
RSK = Robert S. Kerr Environmental Research Laboratory
SM = Standard Method
U = nondetect
USEPA = United States Environmental Protection Agency

TABLE E.2.1-28
CORNHUSKER ARMY AMMUNITION PLANT
WELL G0046-NATURAL ATTENUATION PARAMETERS

FIELD ID	G0046			G0046			G0046		
COLLECT DATE	3/20/2000			3/30/1999			6/23/1998		
	Result	RL	Qual	Result	RL	Qual	Result	RL	Qual
NATURAL ATTENUATION PARAMETERS									
Methane RSK-175 (µg/L)	<	1	U	<	1	U	<	1	U
Total Kjeldahl Nitrogen USEPA 351.2 (mg/L)	0.455	0.1		0.941	0.1		0.108	0.1	
Ammonia USEPA 350.1 (mg/L)	<	0.1	U	<	0.1	U	<	0.1	U
Nitrate/Nitrite USEPA 353.2 (mg/L)	1.47	1		1.76	1		1.79	1	
Alkalinity SM 2320B (mg/L)	518	5		585	5		473	5	
Carbon Dioxide SM 2320B (mg/L)[1]	394	2		501	5		357	5	
Sulfate USEPA 9056A (mg/L)	<	1	U	<	1	U	<	1	U
Sulfide SM 9034 (mg/L)	22.3	5		5.2	5		15.2	5	
Dissolved Organic Carbon SM 9060A (mg/L)	228	2.2		257	2.2		208	2.2	

Notes:
Analysis methods listed are accurate for most current sampling event. Previous analysis methods may be different.

[1]Carbon dioxide calculated from alkalinity results. Values for 2003 and 2004 were modified to be consistent with previous years' results.

< = less than reporting limit
µg/L = micrograms per liter
ID = identification number
J = estimated
LOQ = limit of quantification
mg/L = milligrams per liter
Qual = qualifier
RL = reporting limit
RSK = Robert S. Kerr Environmental Research Laboratory
SM = Standard Method
U = nondetect
USEPA = United States Environmental Protection Agency

TABLE E.2.1-29
CORNHUSKER ARMY AMMUNITION PLANT
WELL G0047-NATURAL ATTENUATION PARAMETERS

FIELD ID	G0047			G0047			G0047			G0047			G0047			G0047			G0047		
COLLECT DATE	None			None			3/19/2013			3/8/2012			3/9/2011			3/16/2010			3/12/2009		
	Result	RL	Qual	Result	RL	Qual	Result	RL	Qual	Result	RL	Qual	Result	RL	Qual	Result	RL	Qual	Result	RL	Qual
NATURAL ATTENUATION PARAMETERS																					
Methane RSK-175 (µg/L)							<	5	U	4.5	5	J	<	5	UJ	0.38	5	J	<	0.31	U
Total Kjeldahl Nitrogen USEPA 351.2 (mg/L)							1.6	1	J	<	1	UJ	0.249	1	J	0.23	1	J	<	1	U
Ammonia USEPA 350.1 (mg/L)	**Abandoned**			**Not Sampled**			0.427	0.25		<	0.25	UJ	<	0.25	U	0.028	0.1	J	<	0.05	U
Nitrate/Nitrite USEPA 353.2 (mg/L)	**2014**			**in 2014**			0.424	0.1	J	0.35	0.1		0.208	0.1		<	0.1	U	0.2	0.05	
Alkalinity SM 2320B (mg/L)							375	1.25		355	1.25		290	1		310	5		330	20	
Carbon Dioxide SM 2320B (mg/L)[1]							153	10		211	10		264	10		210	25		230	20	
Sulfate USEPA 9056A (mg/L)							0.2	2	J	0.4	2	J	0.4	2	J	4.3	1		<	1	U
Sulfide SM 9034 (mg/L)							2.33	1		2.99	1		2.83	1		1.9	1		2.6	1	
Dissolved Organic Carbon SM 9060A (mg/L)							167	10		157.8	1.25		129	0.4		140	2.2		140	0.22	

Notes:
Analysis methods listed are accurate for most current sampling event. Previous analysis methods may be different.

[1]Carbon dioxide calculated from alkalinity results. Values for 2003 and 2004 were modified to be consistent with previous years' results.

< = less than reporting limit
µg/L = micrograms per liter
ID = identification number
J = estimated
LOQ = limit of quantification
mg/L = milligrams per liter
Qual = qualifier
RL = reporting limit
RSK = Robert S. Kerr Environmental Research Laboratory
SM = Standard Method
U = nondetect
USEPA = United States Environmental Protection Agency

TABLE E.2.1-29
CORNHUSKER ARMY AMMUNITION PLANT
WELL G0047-NATURAL ATTENUATION PARAMETERS

FIELD ID	G0047			G0047			G0047			G0047			G0047			G0047			G0047		
COLLECT DATE	3/19/2008			3/15/2007			3/16/2006			3/16/2005			3/18/2004			3/19/2003			3/22/2002		
	Result	RL	Qual	Result	RL	Qual	Result	RL	Qual	Result	RL	Qual	Result	RL	Qual	Result	RL	Qual	Result	RL	Qual
NATURAL ATTENUATION PARAMETERS																					
Methane RSK-175 (µg/L)	<	1.7	U	<	0.87	U	<	0.87	U	<	0.87	U	<	2	U	<	2	U	<	2	U
Total Kjeldahl Nitrogen USEPA 351.2 (mg/L)	<	1	U	<	1	U	<	1	U	1.1	1		0.37	0.2		<	0.24	U	0.29	0.2	
Ammonia USEPA 350.1 (mg/L)	0.2	0.05		<	0.05	U	<	0.05	U	<	0.05	U	0.15	0.2	J	<	0.2	U	0.09	0.2	J
Nitrate/Nitrite USEPA 353.2 (mg/L)	0.61	0.05		1.4	1		1.4	0.05		1.9	0.05		2	0.1		0.92	0.1		1	0.1	
Alkalinity SM 2320B (mg/L)	270	2		290	8		290	8		300	8		270	5		290	5		290	5	
Carbon Dioxide SM 2320B (mg/L)[1]	160	10		86	50		110	20		77	10		77	2		110	5		120	5	
Sulfate USEPA 9056A (mg/L)	<	1	U	<	1	U	<	1	U	<	1	U	<	1	U	1.3	1		2.6	1	
Sulfide SM 9034 (mg/L)	2.3	1		1.8	1		1.5	1		1.6	1		<	1.7	U	<	1.7	U	2	1	
Dissolved Organic Carbon SM 9060A (mg/L)	119	0.88		130	0.88		130	0.88		130	0.1		119	1		128	1		130	1	

Notes:
Analysis methods listed are accurate for most current sampling event. Previous analysis methods may be different.

[1]Carbon dioxide calculated from alkalinity results. Values for 2003 and 2004 were modified to be consistent with previous years' results.

< = less than reporting limit
µg/L = micrograms per liter
ID = identification number
J = estimated
LOQ = limit of quantification
mg/L = milligrams per liter
Qual = qualifier
RL = reporting limit
RSK = Robert S. Kerr Environmental Research Laboratory
SM = Standard Method
U = nondetect
USEPA = United States Environmental Protection Agency

TABLE E.2.1-29
CORNHUSKER ARMY AMMUNITION PLANT
WELL G0047-NATURAL ATTENUATION PARAMETERS

FIELD ID	G0047			G0047			G0047			G0047		
COLLECT DATE	3/26/2001			3/20/2000			3/31/1999			6/23/1998		
	Result	RL	Qual	Result	RL	Qual	Result	RL	Qual	Result	RL	Qual
NATURAL ATTENUATION PARAMETERS												
Methane RSK-175 (µg/L)	<	1	U	<	1	U	<	1	U	<	1	U
Total Kjeldahl Nitrogen USEPA 351.2 (mg/L)	0.259	0.1		0.227	0.1		0.376	0.1		<	0.1	U
Ammonia USEPA 350.1 (mg/L)	<	0.1	U	<	0.1	U	<	0.1	U	<	0.1	U
Nitrate/Nitrite USEPA 353.2 (mg/L)	0.579	0.5		<	1	U	<	1	U	<	1	U
Alkalinity SM 2320B (mg/L)	258	5		268	5		325	5		266	5	
Carbon Dioxide SM 2320B (mg/L)[1]	143	2.5		112	2		106	1		102	1	
Sulfate USEPA 9056A (mg/L)	<	1	U	<	1	U	<	1	U	<	1	U
Sulfide SM 9034 (mg/L)	<	5	U	5.6	5		8.2	5		9.6	5	
Dissolved Organic Carbon SM 9060A (mg/L)	114	5		118	2.2		143	2.2		117	2.2	

Notes:
Analysis methods listed are accurate for most current sampling event. Previous analysis methods may be different.

[1]Carbon dioxide calculated from alkalinity results. Values for 2003 and 2004 were modified to be consistent with previous years' results.

< = less than reporting limit
µg/L = micrograms per liter
ID = identification number
J = estimated
LOQ = limit of quantification
mg/L = milligrams per liter
Qual = qualifier
RL = reporting limit
RSK = Robert S. Kerr Environmental Research Laboratory
SM = Standard Method
U = nondetect
USEPA = United States Environmental Protection Agency

TABLE E.2.1-30
CORNHUSKER ARMY AMMUNITION PLANT
WELL G0048-NATURAL ATTENUATION PARAMETERS

FIELD ID	G0048					G0048			G0048			G0048			G0048			G0048		
COLLECT DATE	3/20/2018					None			None			None			None			None		
	Result	Qual	DL	LOD	LOQ	Result	RL	Qual	Result	RL	Qual	Result	RL	Qual	Result	RL	Qual	Result	RL	Qual
NATURAL ATTENUATION PARAMETERS																				
Methane RSK-175 (µg/L)	300	J	0.22	0.8	5															
Total Kjeldahl Nitrogen USEPA 351.2 (mg/L)	<	U	0.18	0.5	1															
Ammonia USEPA 350.1 (mg/L)	0.05	J	0.02	0.05	0.1	**No 2017 Sample**			**No 2016 Sample**			**No 2015 Sample**			**No 2014 Sample**			**No 2013 Sample**		
Nitrate/Nitrite USEPA 353.2 (mg/L)	48		0.19	0.5	1	**Well Dry**			**Well Dry**			**Well Dry**			**Well Dry**			**Well Dry**		
Alkalinity SM 2320B (mg/L)	140		1.1	3.2	5															
Carbon Dioxide SM 2320B (mg/L)[1]	79	J	0.23	0.5	5															
Sulfate USEPA 9056A (mg/L)	<	U	0.79	1.9	4															
Sulfide SM 9034 (mg/L)	3.3		0.16	0.5	1															
Dissolved Organic Carbon SM 9060A (mg/L)	62		1.1	3.2	5															

Notes:
Analysis methods listed are accurate for most current sampling event. Previous analysis methods may be different.

[1]Carbon dioxide calculated from alkalinity results. Values for 2003 and 2004 were modified to be consistent with previous years' results.

< = less than reporting limit
µg/L = micrograms per liter
ID = identification number
J = estimated
LOQ = limit of quantification
mg/L = milligrams per liter
Qual = qualifier
RL = reporting limit
RSK = Robert S. Kerr Environmental Research Laboratory
SM = Standard Method
U = nondetect
USEPA = United States Environmental Protection Agency

TABLE E.2.1-30
CORNHUSKER ARMY AMMUNITION PLANT
WELL G0048-NATURAL ATTENUATION PARAMETERS

FIELD ID	G0048			G0048			G0048			G0048			G0048			G0048			G0048		
COLLECT DATE	3/13/2012			3/10/2011			3/17/2010			3/18/2009			None			None			None		
	Result	RL	Qual	Result	RL	Qual	Result	RL	Qual	Result	RL	Qual	Result	RL	Qual	Result	RL	Qual	Result	RL	Qual
NATURAL ATTENUATION PARAMETERS																					
Methane RSK-175 (µg/L)	2100	100		4600	500		0.22	5	J	1.3	0.31										
Total Kjeldahl Nitrogen USEPA 351.2 (mg/L)	<	1	UJ	1.44	1		<	1	U	<	1	U									
Ammonia USEPA 350.1 (mg/L)	0.774	0.25		0.479	0.25		0.055	0.1	J	<	0.05	U	**No 2008 Sample**			**No 2007 Sample**			**No 2006 Sample**		
Nitrate/Nitrite USEPA 353.2 (mg/L)	<	0.1	U	0.245	0.1		8.8	0.1	J	4.9	0.5		**Well Dry**			**Well Dry**			**Well Dry**		
Alkalinity SM 2320B (mg/L)	320	1.25		315	1		190	5		200	20										
Carbon Dioxide SM 2320B (mg/L)[1]	34.9	1		8.5	1		48	5		140	20										
Sulfate USEPA 9056A (mg/L)	2	2		0.2	2	J	5.4	1		<	1	U									
Sulfide SM 9034 (mg/L)	3.77	1		8.09	1		<	1	U	3.7	1										
Dissolved Organic Carbon SM 9060A (mg/L)	142.2	1.25		140	0.4		82	2.2		88	0.22										

Notes:
Analysis methods listed are accurate for most current sampling event. Previous analysis methods may be different.

[1]Carbon dioxide calculated from alkalinity results. Values for 2003 and 2004 were modified to be consistent with previous years' results.

< = less than reporting limit
µg/L = micrograms per liter
ID = identification number
J = estimated
LOQ = limit of quantification
mg/L = milligrams per liter
Qual = qualifier
RL = reporting limit
RSK = Robert S. Kerr Environmental Research Laboratory
SM = Standard Method
U = nondetect
USEPA = United States Environmental Protection Agency

TABLE E.2.1-30
CORNHUSKER ARMY AMMUNITION PLANT
WELL G0048-NATURAL ATTENUATION PARAMETERS

FIELD ID	G0048			G0048			G0048			G0048			G0048			G0048			G0048		
COLLECT DATE	None			None			None			3/22/2002			3/23/2001			3/21/2000			4/2/1999		
	Result	RL	Qual	Result	RL	Qual	Result	RL	Qual	Result	RL	Qual	Result	RL	Qual	Result	RL	Qual	Result	RL	Qual
NATURAL ATTENUATION PARAMETERS																					
Methane RSK-175 (µg/L)										<	2	U	<	1	U	<	1	U	<	1	U
Total Kjeldahl Nitrogen USEPA 351.2 (mg/L)										0.4	0.2		<	0.1	U	<	0.1	U	0.453	0.1	
Ammonia USEPA 350.1 (mg/L)	**No 2005 Sample**			**No 2004 Sample**			**No 2003 Sample**			0.13	0.2	J	<	0.1	U	<	0.1	U	0.256	0.1	
Nitrate/Nitrite USEPA 353.2 (mg/L)	**Well Dry**			**Well Dry**			**Well Dry**			7.2	0.5		8.81	0.5		30.5	2		5.51	1	
Alkalinity SM 2320B (mg/L)										150	5		183	5		172	5		328	5	
Carbon Dioxide SM 2320B (mg/L)[1]										39	5		40.3	5		57.8	2		54.9	5	
Sulfate USEPA 9056A (mg/L)										1.6	1		<	1	U	<	1	U	<	1	U
Sulfide SM 9034 (mg/L)										2.5	1		<	5	U	7.2	5		15.4	5	
Dissolved Organic Carbon SM 9060A (mg/L)										66	1		80.5	5		75.7	2.2		144	2.2	

Notes:
Analysis methods listed are accurate for most current sampling event. Previous analysis methods may be different.

[1]Carbon dioxide calculated from alkalinity results. Values for 2003 and 2004 were modified to be consistent with previous years' results.

< = less than reporting limit
µg/L = micrograms per liter
ID = identification number
J = estimated
LOQ = limit of quantification
mg/L = milligrams per liter
Qual = qualifier
RL = reporting limit
RSK = Robert S. Kerr Environmental Research Laboratory
SM = Standard Method
U = nondetect
USEPA = United States Environmental Protection Agency

TABLE E.2.1-30
CORNHUSKER ARMY AMMUNITION PLANT
WELL G0048-NATURAL ATTENUATION PARAMETERS

FIELD ID	G0048		
COLLECT DATE	6/18/1998		
	Result	RL	Qual
NATURAL ATTENUATION PARAMETERS			
Methane RSK-175 (µg/L)	<	1	U
Total Kjeldahl Nitrogen USEPA 351.2 (mg/L)	0.141	0.1	
Ammonia USEPA 350.1 (mg/L)	<	0.1	U
Nitrate/Nitrite USEPA 353.2 (mg/L)	1.02	1	
Alkalinity SM 2320B (mg/L)	258	5	
Carbon Dioxide SM 2320B (mg/L)[1]	25.5	0.4	
Sulfate USEPA 9056A (mg/L)	<	1	U
Sulfide SM 9034 (mg/L)	7.2	5	
Dissolved Organic Carbon SM 9060A (mg/L)	114	2.2	

Notes:
Analysis methods listed are accurate for most current sampling event. Previous analysis methods may be different.

[1]Carbon dioxide calculated from alkalinity results. Values for 2003 and 2004 were modified to be consistent with previous years' results.

< = less than reporting limit
µg/L = micrograms per liter
ID = identification number
J = estimated
LOQ = limit of quantification
mg/L = milligrams per liter
Qual = qualifier
RL = reporting limit
RSK = Robert S. Kerr Environmental Research Laboratory
SM = Standard Method
U = nondetect
USEPA = United States Environmental Protection Agency

TABLE E.2.1-31
CORNHUSKER ARMY AMMUNITION PLANT
WELL G0049-NATURAL ATTENUATION PARAMETERS

FIELD ID	G0049					G0049					G0049					G0049				
COLLECT DATE	3/20/2018					3/29/2017					8/15/2016					8/14/2015				
	Result	Qual	DL	LOD	LOQ	Result	Qual	DL	LOD	LOQ	Result	DL	LOD	LOQ	Qual	Result	DL	LOD	LOQ	Qual
NATURAL ATTENUATION PARAMETERS																				
Methane RSK-175 (µg/L)	8.8	J	0.22	0.8	5	3000		0.22	0.8	5	360	0.22	0.80	5.0		2700	0.22	0.8	5	
Total Kjeldahl Nitrogen USEPA 351.2 (mg/L)	1.4		0.18	0.5	1	1.9		0.18	0.5	1	2.2	0.18	0.50	1.0		2.3	0.18	0.5	1	
Ammonia USEPA 350.1 (mg/L)	1.3		0.02	0.05	0.1	1.4	J	0.022	0.05	0.1	2.0	0.022	0.050	0.10		2.5	0.022	0.05	0.1	
Nitrate/Nitrite USEPA 353.2 (mg/L)	<	U	0.02	0.05	0.1	<	U	0.019	0.05	0.1	<	0.019	0.050	0.10	U	<	0.019	0.05	0.1	U
Alkalinity SM 2320B (mg/L)	310		1.1	3.2	5	340		1.1	3.2	5	300	1.1	3.2	5.0		350	1.1	3.2	5	
Carbon Dioxide SM 2320B (mg/L)[1]	320		1.2	2.5	25	220		1.2	2.5	25	260	1.2	2.5	25		150	0.23	0.5	5	
Sulfate USEPA 9056A (mg/L)	0.8	J	0.79	1.9	4	<	U	0.79	1.9	4	<	0.79	1.9	4.0	U	2.1	0.79	1.9	4	J
Sulfide SM 9034 (mg/L)	2.9		0.16	0.5	1	3.9		0.16	0.5	1	3.2	0.16	0.50	1.0		9.3	0.16	0.5	1	
Dissolved Organic Carbon SM 9060A (mg/L)	138		1.1	3.2	5	151.1					133.3	1.1	3.2	5.0		155.6	1.1	3.2	5	

Notes:
Analysis methods listed are accurate for most current sampling event. Previous analysis methods may be different.

[1]Carbon dioxide calculated from alkalinity results. Values for 2003 and 2004 were modified to be consistent with previous years' results.

< = less than reporting limit
µg/L = micrograms per liter
ID = identification number
J = estimated
LOQ = limit of quantification
mg/L = milligrams per liter
Qual = qualifier
RL = reporting limit
RSK = Robert S. Kerr Environmental Research Laboratory
SM = Standard Method
U = nondetect
USEPA = United States Environmental Protection Agency

TABLE E.2.1-31
CORNHUSKER ARMY AMMUNITION PLANT
WELL G0049-NATURAL ATTENUATION PARAMETERS

FIELD ID	G0049			G0049			G0049			G0049			G0049			G0049			G0049		
COLLECT DATE	8/14/2014			3/18/2013			3/13/2012			3/10/2011			3/18/2010			1/16/2009			3/18/2008		
	Result	LOQ	Qual	Result	RL	Qual	Result	RL	Qual	Result	RL	Qual	Result	RL	Qual	Result	RL	Qual	Result	RL	Qual
NATURAL ATTENUATION PARAMETERS																					
Methane RSK-175 (µg/L)	6600	5		3000	25		40	5		17	5		4	5	J	8.7	0.31		<	1.7	U
Total Kjeldahl Nitrogen USEPA 351.2 (mg/L)	1.4	1		3.83	1		3	1	J	0.791	1	J	1.2	1		<	1	U	<	1	U
Ammonia USEPA 350.1 (mg/L)	2	0.1		1.52	0.25		1.58	0.25		0.579	0.25		0.61	0.1		0.13	0.05		0.12	0.05	
Nitrate/Nitrite USEPA 353.2 (mg/L)	<	0.1	U	<	0.1	U	<	0.1	U	0.03	0.1	J	<	0.1	U	<	0.05	U	<	0.05	U
Alkalinity SM 2320B (mg/L)	380	5		320	1.25		270	1.25		215	1		270	5		260	20		200	2	
Carbon Dioxide SM 2320B (mg/L)[1]	140	5		103	5		120	5		199	10		160	25		110	20		150	10	
Sulfate USEPA 9056A (mg/L)	<	4	U	<	2	U	0.4	2	J	0.2	2	J	<	4	U	<	1	U	<	1	U
Sulfide SM 9034 (mg/L)	5.4	1		4.99	1		4.26	1		2.96	1		2.6	1		2.5	1		2.7	1	
Dissolved Organic Carbon SM 9060A (mg/L)	168.9	5		142	10		120	1.25		96	0.4		120	2.2		110	0.22		88	0.88	

Notes:
Analysis methods listed are accurate for most current sampling event. Previous analysis methods may be different.

[1]Carbon dioxide calculated from alkalinity results. Values for 2003 and 2004 were modified to be consistent with previous years' results.

< = less than reporting limit
µg/L = micrograms per liter
ID = identification number
J = estimated
LOQ = limit of quantification
mg/L = milligrams per liter
Qual = qualifier
RL = reporting limit
RSK = Robert S. Kerr Environmental Research Laboratory
SM = Standard Method
U = nondetect
USEPA = United States Environmental Protection Agency

TABLE E.2.1-31
CORNHUSKER ARMY AMMUNITION PLANT
WELL G0049-NATURAL ATTENUATION PARAMETERS

FIELD ID	G0049			G0049			G0049			G0049			G0049			G0049			G0049		
COLLECT DATE	3/15/2007			3/15/2006			3/16/2005			3/18/2004			3/18/2003			3/21/2002			3/23/2001		
	Result	RL	Qual	Result	RL	Qual	Result	RL	Qual	Result	RL	Qual	Result	RL	Qual	Result	RL	Qual	Result	RL	Qual
NATURAL ATTENUATION PARAMETERS																					
Methane RSK-175 (µg/L)	<	0.87	U	<	0.87	U	<	0.87	U	<	2	U	<	2	U	<	2	U	<	1	U
Total Kjeldahl Nitrogen USEPA 351.2 (mg/L)	<	1	U	<	1	UJ	1.4	1		0.29	0.2		<	0.77	U	<	1	U	1.19	0.1	
Ammonia USEPA 350.1 (mg/L)	0.16	0.05		0.075	0.05		0.18	0.05		0.15	0.2	J	0.49	0.2		0.86	0.2		0.843	0.1	
Nitrate/Nitrite USEPA 353.2 (mg/L)	<	0.05	U	<	0.05	U	<	0.05	U	0.088	0.1	J	0.075	0.1	J	0.084	0.1	J	<	0.5	U
Alkalinity SM 2320B (mg/L)	250	8		240	8		240	8		220	5		270	5		250	5		225	5	
Carbon Dioxide SM 2320B (mg/L)[1]	130	20		110	10		85	10		79	2		75	5		67	5		60.4	5	
Sulfate USEPA 9056A (mg/L)	<	1	U	<	1	U	<	1	U	<	1	U	<	1	U	1.5	1		<	1	U
Sulfide SM 9034 (mg/L)	1.7	1		1.3	1		1.6	1		2.3	1		1.4	1		1.3	1		<	5	U
Dissolved Organic Carbon SM 9060A (mg/L)	110	0.88		110	0.88		100	0.1		97	1		119	1		110	1		99	5	

Notes:
Analysis methods listed are accurate for most current sampling event. Previous analysis methods may be different.

[1]Carbon dioxide calculated from alkalinity results. Values for 2003 and 2004 were modified to be consistent with previous years' results.

< = less than reporting limit
µg/L = micrograms per liter
ID = identification number
J = estimated
LOQ = limit of quantification
mg/L = milligrams per liter
Qual = qualifier
RL = reporting limit
RSK = Robert S. Kerr Environmental Research Laboratory
SM = Standard Method
U = nondetect
USEPA = United States Environmental Protection Agency

TABLE E.2.1-31
CORNHUSKER ARMY AMMUNITION PLANT
WELL G0049-NATURAL ATTENUATION PARAMETERS

FIELD ID	G0049			G0049			G0049		
COLLECT DATE	3/21/2000			4/2/1999			6/18/1998		
	Result	RL	Qual	Result	RL	Qual	Result	RL	Qual
NATURAL ATTENUATION PARAMETERS									
Methane RSK-175 (µg/L)	<	1	U	<	1	U	1.3	1	
Total Kjeldahl Nitrogen USEPA 351.2 (mg/L)	1.73	0.1		3.7	0.5		0.743	0.1	
Ammonia USEPA 350.1 (mg/L)	1.64	0.1		3.52	0.5		1.76	0.1	
Nitrate/Nitrite USEPA 353.2 (mg/L)	<	1	U	<	1	U	0.091	1	J
Alkalinity SM 2320B (mg/L)	226	5		233	5		194	5	
Carbon Dioxide SM 2320B (mg/L)[1]	48.3	2		36.2	5		39.4	0.4	
Sulfate USEPA 9056A (mg/L)	<	1	U	<	1	U	<	1	U
Sulfide SM 9034 (mg/L)	<	5	U	12.5	5		3.7	5	J
Dissolved Organic Carbon SM 9060A (mg/L)	99.4	2.2		103	2.2		85.5	2.2	

Notes:
Analysis methods listed are accurate for most current sampling event. Previous analysis methods may be different.

[1]Carbon dioxide calculated from alkalinity results. Values for 2003 and 2004 were modified to be consistent with previous years' results.

< = less than reporting limit
µg/L = micrograms per liter
ID = identification number
J = estimated
LOQ = limit of quantification
mg/L = milligrams per liter
Qual = qualifier
RL = reporting limit
RSK = Robert S. Kerr Environmental Research Laboratory
SM = Standard Method
U = nondetect
USEPA = United States Environmental Protection Agency

TABLE E.2.1-32
CORNHUSKER ARMY AMMUNITION PLANT
WELL G0052-NATURAL ATTENUATION PARAMETERS

FIELD ID	G0052			G0052			G0052			G0052			G0052		
COLLECT DATE	None			3/23/2005			3/16/2004			3/25/2003			3/20/2002		
	Result	RL	Qual	Result	RL	Qual	Result	RL	Qual	Result	RL	Qual	Result	RL	Qual
NATURAL ATTENUATION PARAMETERS															
Methane RSK-175 (µg/L)				<	0.87	U	<	2	U	<	2	U	<	2	U
Total Kjeldahl Nitrogen USEPA 351.2 (mg/L)				<	1	U	2.1	0.2		1.9	0.2		1.7	0.4	
Ammonia USEPA 350.1 (mg/L)	**Abandoned**			1.1	0.05		1	0.2		1.5	0.2		1.2	0.2	
Nitrate/Nitrite USEPA 353.2 (mg/L)	**2005**			8.6	0.25		7.3	1		6	0.2	J	6.3	0.2	
Alkalinity SM 2320B (mg/L)				120	8		130	5		140	5		170	5	
Carbon Dioxide SM 2320B (mg/L)[1]				58	10		57	2		53	5		51	5	
Sulfate USEPA 9056A (mg/L)				<	1	U	0.7	1	J	<	1	U	<	1	U
Sulfide SM 9034 (mg/L)				3	1		2.5	1		2.4	1		3.3	1	
Dissolved Organic Carbon SM 9060A (mg/L)				53	0.1		57	1.7		62	1		75	1	

Notes:
Analysis methods listed are accurate for most current sampling event. Previous analysis methods may be different.

[1]Carbon dioxide calculated from alkalinity results. Values for 2003 and 2004 were modified to be consistent with previous years' results.

< = less than reporting limit
µg/L = micrograms per liter
ID = identification number
J = estimated
LOQ = limit of quantification
mg/L = milligrams per liter
Qual = qualifier
RL = reporting limit
RSK = Robert S. Kerr Environmental Research Laboratory
SM = Standard Method
U = nondetect
USEPA = United States Environmental Protection Agency

TABLE E.2.1-32
CORNHUSKER ARMY AMMUNITION PLANT
WELL G0052-NATURAL ATTENUATION PARAMETERS

FIELD ID	G0052			G0052			G0052			G0052		
COLLECT DATE	3/26/2001			3/16/2000			3/26/1999			6/25/1998		
	Result	RL	Qual	Result	RL	Qual	Result	RL	Qual	Result	RL	Qual
NATURAL ATTENUATION PARAMETERS												
Methane RSK-175 (µg/L)	0.53	1	J	<	1	U	<	1	U	1.51	1	
Total Kjeldahl Nitrogen USEPA 351.2 (mg/L)	2.8	0.2		1.07	0.1		2.36	0.2		2.14	0.2	
Ammonia USEPA 350.1 (mg/L)	2.16	0.2		1	0.1		2.94	0.2		2.57	0.2	
Nitrate/Nitrite USEPA 353.2 (mg/L)	7.82	0.5		9.38	1		7.68	2		7.66	1	
Alkalinity SM 2320B (mg/L)	125	5		134	5		134	5		110	5	
Carbon Dioxide SM 2320B (mg/L)[1]	55.3	2.5		52.8	2		67.8	2		49.8	2	
Sulfate USEPA 9056A (mg/L)	<	1	U	<	1	U	<	1	U	<	1	U
Sulfide SM 9034 (mg/L)	<	5	U	12	5		11.2	5		10.4	5	
Dissolved Organic Carbon SM 9060A (mg/L)	55	5		58.9	2.2		59	2.2		48.4	2.2	

Notes:
Analysis methods listed are accurate for most current sampling event. Previous analysis methods may be different.

[1]Carbon dioxide calculated from alkalinity results. Values for 2003 and 2004 were modified to be consistent with previous years' results.

< = less than reporting limit
µg/L = micrograms per liter
ID = identification number
J = estimated
LOQ = limit of quantification
mg/L = milligrams per liter
Qual = qualifier
RL = reporting limit
RSK = Robert S. Kerr Environmental Research Laboratory
SM = Standard Method
U = nondetect
USEPA = United States Environmental Protection Agency

TABLE E.2.1-33
CORNHUSKER ARMY AMMUNITION PLANT
WELL G0063-NATURAL ATTENUATION PARAMETERS

FIELD ID	G0063			G0063			G0063			G0063			G0063			G0063			G0063		
COLLECT DATE	None			3/12/2013			3/5/2012			3/7/2011			3/1/2010			3/6/2009			3/13/2008		
	Result	RL	Qual	Result	RL	Qual	Result	RL	Qual	Result	RL	Qual	Result	RL	Qual	Result	RL	Qual	Result	RL	Qual
NATURAL ATTENUATION PARAMETERS																					
Methane RSK-175 (µg/L)				<	5	U	38	5		32	5		27	5		1.3	0.31		<	1.7	U
Total Kjeldahl Nitrogen USEPA 351.2 (mg/L)				0.365	1	J	<	1	U	0.512	1	J	0.56	1	J	<	1	U	1.6	1	
Ammonia USEPA 350.1 (mg/L)	**Not Sampled**			0.604	0.25		0.349	0.25		0.308	0.25		<	0.1	U	0.11	0.05		0.27	0.05	
Nitrate/Nitrite USEPA 353.2 (mg/L)				0.08	0.1	J	<	0.1	U	<	0.1	U	0.21	0.1		<	0.05	U	<	0.05	U
Alkalinity SM 2320B (mg/L)	**in 2014, 2015, 2016, 2017, 2018**			410	1.25		380	1.25		475	1		440	5		440	8		460	4	
Carbon Dioxide SM 2320B (mg/L)[1]				1250	50		1260	25		1260	50		1200	250		970	100		860	100	
Sulfate USEPA 9056A (mg/L)				0.2	2	J	0.4	2	J	0.2	2	J	<	4	U	<	1	U	<	1	U
Sulfide SM 9034 (mg/L)				4.58	1		4.04	1		5.1	1		4.5	1		4.2	1		3	1	
Dissolved Organic Carbon SM 9060A (mg/L)				182	10		168.9	1.25		211	0.4		190	2.2		190	0.22		202	1.8	

Notes:
Analysis methods listed are accurate for most current sampling event. Previous analysis methods may be different.

[1]Carbon dioxide calculated from alkalinity results. Values for 2003 and 2004 were modified to be consistent with previous years' results.

< = less than reporting limit
µg/L = micrograms per liter
ID = identification number
J = estimated
LOQ = limit of quantification
mg/L = milligrams per liter
Qual = qualifier
RL = reporting limit
RSK = Robert S. Kerr Environmental Research Laboratory
SM = Standard Method
U = nondetect
USEPA = United States Environmental Protection Agency

TABLE E.2.1-33
CORNHUSKER ARMY AMMUNITION PLANT
WELL G0063-NATURAL ATTENUATION PARAMETERS

FIELD ID	G0063			G0063			G0063			G0063			G0063			G0063			G0063		
COLLECT DATE	3/13/2007			3/29/2006			3/18/2005			3/18/2004			3/24/2003			3/21/2002			3/27/2001		
	Result	RL	Qual	Result	RL	Qual	Result	RL	Qual	Result	RL	Qual	Result	RL	Qual	Result	RL	Qual	Result	RL	Qual
NATURAL ATTENUATION PARAMETERS																					
Methane RSK-175 (µg/L)	2.6	0.87		2.1	0.87		3.5	0.87		<	2	U	<	2	U	<	2	U	2.3	1	
Total Kjeldahl Nitrogen USEPA 351.2 (mg/L)	<	1	U	<	1	U	1.6	1		0.75	0.2		0.69	0.2		<	0.6	U	1.1	0.1	
Ammonia USEPA 350.1 (mg/L)	0.21	0.05		<	0.05	U	0.09	0.05		0.18	0.2	J	0.13	0.2	J	0.12	0.2	J	<	0.1	U
Nitrate/Nitrite USEPA 353.2 (mg/L)	<	0.05	U	0.1	0.05		0.51	0.05		3.1	0.1		4.9	0.2		0.86	0.1		<	0.5	U
Alkalinity SM 2320B (mg/L)	430	8		380	8		380	8		390	5		420	5		460	5		425	5	
Carbon Dioxide SM 2320B (mg/L)[1]	1100	100		900	100		910	50		930	40		1100	50		1100	50		1170	100	
Sulfate USEPA 9056A (mg/L)	<	1	U	<	1	U	<	1	U	<	1	U	1.2	1		1.1	1		<	1	U
Sulfide SM 9034 (mg/L)	4.8	1		3.9	1		4.3	1		4.3	1		4.6	1		4.8	1		<	5	U
Dissolved Organic Carbon SM 9060A (mg/L)	190	0.88		170	0.88		170	0.1		172	1		185	1		200	1		187	5	

Notes:
Analysis methods listed are accurate for most current sampling event. Previous analysis methods may be different.

[1]Carbon dioxide calculated from alkalinity results. Values for 2003 and 2004 were modified to be consistent with previous years' results.

< = less than reporting limit
µg/L = micrograms per liter
ID = identification number
J = estimated
LOQ = limit of quantification
mg/L = milligrams per liter
Qual = qualifier
RL = reporting limit
RSK = Robert S. Kerr Environmental Research Laboratory
SM = Standard Method
U = nondetect
USEPA = United States Environmental Protection Agency

TABLE E.2.1-33
CORNHUSKER ARMY AMMUNITION PLANT
WELL G0063-NATURAL ATTENUATION PARAMETERS

FIELD ID	G0063			G0063		
COLLECT DATE	3/20/2000			3/31/1999		
	Result	RL	Qual	Result	RL	Qual
NATURAL ATTENUATION PARAMETERS						
Methane RSK-175 (µg/L)	4	1		11.1	1	
Total Kjeldahl Nitrogen USEPA 351.2 (mg/L)	0.437	0.1		0.69	0.4	
Ammonia USEPA 350.1 (mg/L)	0.361	0.1		<	0.1	U
Nitrate/Nitrite USEPA 353.2 (mg/L)	<	1	U	<	1	U
Alkalinity SM 2320B (mg/L)	452	5		475	5	
Carbon Dioxide SM 2320B (mg/L)[1]	629	10		922	5	
Sulfate USEPA 9056A (mg/L)	<	1	U	<	1	U
Sulfide SM 9034 (mg/L)	<	5	U	<	5	U
Dissolved Organic Carbon SM 9060A (mg/L)	199	2.2		209	2.2	

Notes:
Analysis methods listed are accurate for most current sampling event. Previous analysis methods may be different.

[1]Carbon dioxide calculated from alkalinity results. Values for 2003 and 2004 were modified to be consistent with previous years' results.

< = less than reporting limit
µg/L = micrograms per liter
ID = identification number
J = estimated
LOQ = limit of quantification
mg/L = milligrams per liter
Qual = qualifier
RL = reporting limit
RSK = Robert S. Kerr Environmental Research Laboratory
SM = Standard Method
U = nondetect
USEPA = United States Environmental Protection Agency

TABLE E.2.1-34
CORNHUSKER ARMY AMMUNITION PLANT
WELL G0066R-NATURAL ATTENUATION PARAMETERS

FIELD ID	G0066R					G0066R					G0066R					G0066R				
COLLECT DATE	3/22/2018					3/27/2017					8/8/2016					8/10/2015				
	Result	Qual	DL	LOD	LOQ	Result	Qual	DL	LOD	LOQ	Result	DL	LOD	LOQ	Qual	Result	DL	LOD	LOQ	Qual
NATURAL ATTENUATION PARAMETERS																				
Methane RSK-175 (µg/L)	13000		0.22	0.8	5	20000		0.44	1.6	10	19000	0.44	1.6	10		16000	0.44	0.8	5	
Total Kjeldahl Nitrogen USEPA 351.2 (mg/L)	4.6		0.18	0.5	1	5.8		0.18	0.5	1	9.9	0.36	1.0	2.0		2.2	0.18	0.5	1	
Ammonia USEPA 350.1 (mg/L)	3.1		0.02	0.05	0.1	5.5		0.11	0.25	0.5	6.6	0.044	0.10	0.20		2.5	0.022	0.05	0.1	
Nitrate/Nitrite USEPA 353.2 (mg/L)	<	U	0.02	0.05	0.1	<	U	0.019	0.05	0.1	<	0.019	0.050	0.10	UJ	0.048	0.019	0.05	0.1	J
Alkalinity SM 2320B (mg/L)	560		1.1	3.2	5	560		1.1	3.2	5	800	1.1	3.2	5.0		480	1.1	3.2	5	
Carbon Dioxide SM 2320B (mg/L)[1]	310		1.2	2.5	25	210		1.2	2.5	25	32	0.23	0.50	5.0		130	0.23	0.5	5	
Sulfate USEPA 9056A (mg/L)	<	U	10	10	10	2.4	J	0.79	1.9	4	<	0.79	1.9	4.0	U	<	0.79	1.9	4	U
Sulfide SM 9034 (mg/L)	4.8		0.16	0.5	1	6.6		0.16	0.5	1	300	1.1	3.5	7.0		4.6	0.93	0.5	1	
Dissolved Organic Carbon SM 9060A (mg/L)	249		1.1	3.2	5	248.9		1.1	3.2	5	355.6	1.1	3.2	5		213.3	1.1	3.2	5	

Notes:
Analysis methods listed are accurate for most current sampling event. Previous analysis methods may be different.

[1]Carbon dioxide calculated from alkalinity results. Values for 2003 and 2004 were modified to be consistent with previous years' results.

< = less than reporting limit
µg/L = micrograms per liter
ID = identification number
J = estimated
LOQ = limit of quantification
mg/L = milligrams per liter
Qual = qualifier
RL = reporting limit
RSK = Robert S. Kerr Environmental Research Laboratory
SM = Standard Method
U = nondetect
USEPA = United States Environmental Protection Agency

TABLE E.2.1-34
CORNHUSKER ARMY AMMUNITION PLANT
WELL G0066R-NATURAL ATTENUATION PARAMETERS

FIELD ID	G0066R			G0066R			G0066R			G0066R			G0066			G0066			G0066		
COLLECT DATE	8/11/2014			3/21/2013			3/15/2012			3/10/2011			3/17/2010			3/12/2009			None		
	Result	LOQ	Qual	Result	RL	Qual	Result	RL	Qual	Result	RL	Qual	Result	RL	Qual	Result	RL	Qual	Result	RL	Qual
NATURAL ATTENUATION PARAMETERS																					
Methane RSK-175 (µg/L)	20000	10		4900	49		4400	500		<	5	UJ	1300	10		0.29	0.31	J			
Total Kjeldahl Nitrogen USEPA 351.2 (mg/L)	1.2	1		8.43	1		2.54	1		1.26	1		<	1	U	<	1	U			
Ammonia USEPA 350.1 (mg/L)	2.1	0.1		4.77	0.25		0.872	0.25		0.277	0.25		1.8	0.1		<	0.05	U	**No 2008 Sample**		
Nitrate/Nitrite USEPA 353.2 (mg/L)	0.051	0.1	J	<	0.1	U	0.058	0.1	J	1.99	0.1		16	0.5		1.3	0.5		**Well Dry**		
Alkalinity SM 2320B (mg/L)	450	5		590	1.25		560	1.25		505	1		370	5		280	20				
Carbon Dioxide SM 2320B (mg/L)[1]	91	5		49.8	1		59.8	1		136	5		110	25		160	20				
Sulfate USEPA 9056A (mg/L)	<	4	U	0.802	2	J	0.8	2	J	0.2	2	J	5.6	1		<	1	U			
Sulfide SM 9034 (mg/L)	4.7	1		6.95	1		9.42	1		9.75	1		4.2	1		2.9	1				
Dissolved Organic Carbon SM 9060A (mg/L)	200	5		262	10		248.9	1.25		224	0.4		160	2.2		120	0.22				

Notes:
Analysis methods listed are accurate for most current sampling event. Previous analysis methods may be different.

[1]Carbon dioxide calculated from alkalinity results. Values for 2003 and 2004 were modified to be consistent with previous years' results.

< = less than reporting limit
µg/L = micrograms per liter
ID = identification number
J = estimated
LOQ = limit of quantification
mg/L = milligrams per liter
Qual = qualifier
RL = reporting limit
RSK = Robert S. Kerr Environmental Research Laboratory
SM = Standard Method
U = nondetect
USEPA = United States Environmental Protection Agency

TABLE E.2.1-34
CORNHUSKER ARMY AMMUNITION PLANT
WELL G0066R-NATURAL ATTENUATION PARAMETERS

FIELD ID	G0066			G0066			G0066			G0066			G0066			G0066			G0066		
COLLECT DATE	None			None			None			None			3/19/2003			3/25/2002			3/20/2000		
	Result	RL	Qual	Result	RL	Qual	Result	RL	Qual	Result	RL	Qual	Result	RL	Qual	Result	RL	Qual	Result	RL	Qual
NATURAL ATTENUATION PARAMETERS																					
Methane RSK-175 (µg/L)													<	2	U	<	2	U	1.9	1	
Total Kjeldahl Nitrogen USEPA 351.2 (mg/L)													6.2	1		2.4	0.4	J	14.5	1	
Ammonia USEPA 350.1 (mg/L)	**No 2007 Sample**			**No 2006 Sample**			**No 2005 Sample**			**No 2004 Sample**			2.4	0.2		3	0.4	J	8.63	1	
Nitrate/Nitrite USEPA 353.2 (mg/L)	**Well Dry**			**Well Dry**			**Well Dry**			**Well Dry**			17.66	0.5	J	22.4	0.5		6.28	0.5	
Alkalinity SM 2320B (mg/L)													240	5		340	5		316	5	
Carbon Dioxide SM 2320B (mg/L)[1]													25	5		53	5		34.3	2.5	
Sulfate USEPA 9056A (mg/L)													<	1	U	0.6	1	J	<	1	U
Sulfide SM 9034 (mg/L)													2.5	1		3.8	1		<	5	U
Dissolved Organic Carbon SM 9060A (mg/L)													106	1		150	1		139	5	

Notes:
Analysis methods listed are accurate for most current sampling event. Previous analysis methods may be different.

[1]Carbon dioxide calculated from alkalinity results. Values for 2003 and 2004 were modified to be consistent with previous years' results.

< = less than reporting limit
µg/L = micrograms per liter
ID = identification number
J = estimated
LOQ = limit of quantification
mg/L = milligrams per liter
Qual = qualifier
RL = reporting limit
RSK = Robert S. Kerr Environmental Research Laboratory
SM = Standard Method
U = nondetect
USEPA = United States Environmental Protection Agency

TABLE E.2.1-34
CORNHUSKER ARMY AMMUNITION PLANT
WELL G0066R-NATURAL ATTENUATION PARAMETERS

FIELD ID	G0066			G0066			G0066		
COLLECT DATE	3/26/2001			3/31/1999			6/22/1998		
	Result	RL	Qual	Result	RL	Qual	Result	RL	Qual
NATURAL ATTENUATION PARAMETERS									
Methane RSK-175 (µg/L)	3.4	1		8.13	1		4.02	1	
Total Kjeldahl Nitrogen USEPA 351.2 (mg/L)	3.96	2		3.39	0.4		1.524	0.2	J
Ammonia USEPA 350.1 (mg/L)	3.84	2		3.28	0.4		4.39	0.5	
Nitrate/Nitrite USEPA 353.2 (mg/L)	8.84	1		10.8	1		13.1	1	
Alkalinity SM 2320B (mg/L)	300	5		375	5		306	5	
Carbon Dioxide SM 2320B (mg/L)[1]	21.8	0.2		37.4	5		40.4	0.4	
Sulfate USEPA 9056A (mg/L)	<	1	U	<	1	U	<	1	U
Sulfide SM 9034 (mg/L)	16	5		10.7	5		10.2	5	
Dissolved Organic Carbon SM 9060A (mg/L)	132	2.2		165	2.2		135	2.2	

Notes:
Analysis methods listed are accurate for most current sampling event. Previous analysis methods may be different.

[1]Carbon dioxide calculated from alkalinity results. Values for 2003 and 2004 were modified to be consistent with previous years' results.

< = less than reporting limit
µg/L = micrograms per liter
ID = identification number
J = estimated
LOQ = limit of quantification
mg/L = milligrams per liter
Qual = qualifier
RL = reporting limit
RSK = Robert S. Kerr Environmental Research Laboratory
SM = Standard Method
U = nondetect
USEPA = United States Environmental Protection Agency

TABLE E.2.1-35
CORNHUSKER ARMY AMMUNITION PLANT
WELL G0067-NATURAL ATTENUATION PARAMETERS

FIELD ID	G0067					G0067					G0067					G0067				
COLLECT DATE	3/22/2018					3/30/2017					8/16/2016					8/17/2015				
	Result	Qual	DL	LOD	LOQ	Result	Qual	DL	LOD	LOQ	Result	DL	LOD	LOQ	Qual	Result	DL	LOD	LOQ	Qual
NATURAL ATTENUATION PARAMETERS																				
Methane RSK-175 (µg/L)	0.33	J	0.22	0.8	5	<	U	0.22	0.8	5	0.91	0.22	0.80	5.0	J	<	0.22	0.8	5	U
Total Kjeldahl Nitrogen USEPA 351.2 (mg/L)	<	U	0.18	0.5	1	<	U	0.18	0.5	1	<	0.18	0.50	1.0	UJ	<	0.18	0.5	1	U
Ammonia USEPA 350.1 (mg/L)	<	U	0.02	0.05	0.1	0.033	J	0.022	0.05	0.1	<	0.022	0.050	0.10	U	<	0.022	0.05	0.1	U
Nitrate/Nitrite USEPA 353.2 (mg/L)	15		0.04	0.1	0.2	12		0.095	0.25	0.5	11	0.095	0.25	0.50	J	9.3	0.038	0.1	0.2	
Alkalinity SM 2320B (mg/L)	200		1.1	3.2	5	230		1.1	3.2	5	230	1.1	3.2	5.0		190	1.1	3.2	5	
Carbon Dioxide SM 2320B (mg/L)[1]	80		0.23	0.5	5	72		0.23	0.5	5	76	0.23	0.50	5.0		76	0.23	0.5	5	
Sulfate USEPA 9056A (mg/L)	17		10	10	10	<	U	0.79	1.9	4	<	0.79	1.9	4.0	U	0.8	0.79	1.9	4	J
Sulfide SM 9034 (mg/L)	2.9		0.16	0.5	1	3.2		0.16	0.5	1	2.8	0.16	0.50	1.0		3.2	0.16	0.5	1	
Dissolved Organic Carbon SM 9060A (mg/L)	89		1.1	3.2	5	102.2		1.1	3.2	5	102.2	1.1	3.2	5.0		84.44	1.1	3.2	5	

Notes:
Analysis methods listed are accurate for most current sampling event. Previous analysis methods may be different.

[1]Carbon dioxide calculated from alkalinity results. Values for 2003 and 2004 were modified to be consistent with previous years' results.

< = less than reporting limit
µg/L = micrograms per liter
ID = identification number
J = estimated
LOQ = limit of quantification
mg/L = milligrams per liter
Qual = qualifier
RL = reporting limit
RSK = Robert S. Kerr Environmental Research Laboratory
SM = Standard Method
U = nondetect
USEPA = United States Environmental Protection Agency

TABLE E.2.1-35
CORNHUSKER ARMY AMMUNITION PLANT
WELL G0067-NATURAL ATTENUATION PARAMETERS

FIELD ID	G0067			G0067			G0067			G0067			G0067			G0067			G0067		
COLLECT DATE	None			3/18/2013			3/3/2012			3/10/2011			3/18/2010			3/19/2009			3/18/2008		
	Result	RL	Qual	Result	RL	Qual	Result	RL	Qual	Result	RL	Qual	Result	RL	Qual	Result	RL	Qual	Result	RL	Qual
NATURAL ATTENUATION PARAMETERS																					
Methane RSK-175 (µg/L)				<	5	U	<	5	UJ	<	5	UJ	<	5	U	<	0.31	U	<	1.7	U
Total Kjeldahl Nitrogen USEPA 351.2 (mg/L)				0.064	1	J	<	1	UJ	<	1	U	0.38	1	J	<	1	U	<	1	U
Ammonia USEPA 350.1 (mg/L)	**No 2014 Sample**			0.444	0.25		<	0.25	UJ	<	0.25	U	0.035	0.1	J	<	0.05	U	0.14	0.05	
Nitrate/Nitrite USEPA 353.2 (mg/L)	**Well Dry**			8.48	0.1		9.7	0.1		14.2	0.1		5.3	0.1		10	0.5		2.7	0.1	
Alkalinity SM 2320B (mg/L)				209	1.25		170	1.25		265	1		110	5		100	20		120	2	
Carbon Dioxide SM 2320B (mg/L)[1]				66.6	1		56.9	1		61.3	1		31	5		35	2		33	10	
Sulfate USEPA 9056A (mg/L)				0.401	2	J	0.4	2	J	0.2	2	J	<	4	U	<	1	U	<	1	U
Sulfide SM 9034 (mg/L)				2.72	1		<	1	U	2.34	1		3.6	1		2.3	1		1.7	1	
Dissolved Organic Carbon SM 9060A (mg/L)				93	10		75.56	1.25		118	0.4		50	2.2		44	0.22		53	0.88	

Notes:
Analysis methods listed are accurate for most current sampling event. Previous analysis methods may be different.

[1]Carbon dioxide calculated from alkalinity results. Values for 2003 and 2004 were modified to be consistent with previous years' results.

< = less than reporting limit
µg/L = micrograms per liter
ID = identification number
J = estimated
LOQ = limit of quantification
mg/L = milligrams per liter
Qual = qualifier
RL = reporting limit
RSK = Robert S. Kerr Environmental Research Laboratory
SM = Standard Method
U = nondetect
USEPA = United States Environmental Protection Agency

TABLE E.2.1-35
CORNHUSKER ARMY AMMUNITION PLANT
WELL G0067-NATURAL ATTENUATION PARAMETERS

FIELD ID	G0067			G0067			G0067			G0067			G0067			G0067			G0067		
COLLECT DATE	None			None			None			3/18/2004			3/18/2003			3/22/2002			3/23/2001		
	Result	RL	Qual	Result	RL	Qual	Result	RL	Qual	Result	RL	Qual	Result	RL	Qual	Result	RL	Qual	Result	RL	Qual
NATURAL ATTENUATION PARAMETERS																					
Methane RSK-175 (µg/L)										<	2	U	<	2	U	<	2	U	<	1	U
Total Kjeldahl Nitrogen USEPA 351.2 (mg/L)										0.84	0.2		<	0.63	U	0.32	0.2		<	0.1	U
Ammonia USEPA 350.1 (mg/L)	**No 2007 Sample**			**No 2006 Sample**			**No 2005 Sample**			<	0.2	U	0.14	0.2	J	0.09	0.2	J	<	0.1	U
Nitrate/Nitrite USEPA 353.2 (mg/L)	**Well Dry**			**Well Dry**			**Well Dry**			4.5	1		11	0.5	J	8.9	0.5		7.62	0.5	
Alkalinity SM 2320B (mg/L)										120	5		180	5		170	5		158	5	
Carbon Dioxide SM 2320B (mg/L)[1]										18	2		27	5	H	25	5		32.7	5	
Sulfate USEPA 9056A (mg/L)										<	1	U	0.6	1	J	<	1	U	<	1	U
Sulfide SM 9034 (mg/L)										2.3	1		2.4	1		2.6	1		<	5	U
Dissolved Organic Carbon SM 9060A (mg/L)										53	1		79	1		75	1		69.5	5	

Notes:
Analysis methods listed are accurate for most current sampling event. Previous analysis methods may be different.

[1]Carbon dioxide calculated from alkalinity results. Values for 2003 and 2004 were modified to be consistent with previous years' results.

< = less than reporting limit
µg/L = micrograms per liter
ID = identification number
J = estimated
LOQ = limit of quantification
mg/L = milligrams per liter
Qual = qualifier
RL = reporting limit
RSK = Robert S. Kerr Environmental Research Laboratory
SM = Standard Method
U = nondetect
USEPA = United States Environmental Protection Agency

TABLE E.2.1-35
CORNHUSKER ARMY AMMUNITION PLANT
WELL G0067-NATURAL ATTENUATION PARAMETERS

FIELD ID	G0067			G0067			G0067		
COLLECT DATE	3/21/2000			4/2/1999			6/18/1998		
	Result	RL	Qual	Result	RL	Qual	Result	RL	Qual
NATURAL ATTENUATION PARAMETERS									
Methane RSK-175 (µg/L)	<	1	U	<	1	U	1.11	1	
Total Kjeldahl Nitrogen USEPA 351.2 (mg/L)	<	0.1	U	0.167	0.1		0.08	0.1	J
Ammonia USEPA 350.1 (mg/L)	<	0.1	U	<	0.1	U	0.05	0.1	J
Nitrate/Nitrite USEPA 353.2 (mg/L)	6.15	1		4.23	1		1.16	1	
Alkalinity SM 2320B (mg/L)	162	5		172	5		70.9	5	
Carbon Dioxide SM 2320B (mg/L)[1]	25.9	2		26.7	5		7.62	0.4	
Sulfate USEPA 9056A (mg/L)	<	1	U	<	1	U	<	1	U
Sulfide SM 9034 (mg/L)	<	5	U	14.4	5		6.2	5	
Dissolved Organic Carbon SM 9060A (mg/L)	71.3	2.2		75.7	2.2		31.2	2.2	

Notes:
Analysis methods listed are accurate for most current sampling event. Previous analysis methods may be different.

[1]Carbon dioxide calculated from alkalinity results. Values for 2003 and 2004 were modified to be consistent with previous years' results.

< = less than reporting limit
µg/L = micrograms per liter
ID = identification number
J = estimated
LOQ = limit of quantification
mg/L = milligrams per liter
Qual = qualifier
RL = reporting limit
RSK = Robert S. Kerr Environmental Research Laboratory
SM = Standard Method
U = nondetect
USEPA = United States Environmental Protection Agency

TABLE E.2.1-36
CORNHUSKER ARMY AMMUNITION PLANT
WELL G0068-NATURAL ATTENUATION PARAMETERS

FIELD ID	G0068			G0068			G0068			G0068			G0068			G0068			G0068		
COLLECT DATE	None			3/11/2013			3/5/2012			None			3/14/2007			3/28/2006			3/22/2005		
	Result	RL	Qual	Result	RL	Qual	Result	RL	Qual	Result	RL	Qual	Result	RL	Qual	Result	RL	Qual	Result	RL	Qual
NATURAL ATTENUATION PARAMETERS																					
Methane RSK-175 (µg/L)				<	5	U	<	5	U				<	0.87	U	<	0.87	U	<	0.87	U
Total Kjeldahl Nitrogen USEPA 351.2 (mg/L)				0.281	1	J	2.25	1					<	1	U	<	1	U	<	1	U
Ammonia USEPA 350.1 (mg/L)	**Abandoned**			0.827	0.25		<	0.25	UJ	**Not Sampled**			0.053	0.05		<	0.05	U	<	0.05	U
Nitrate/Nitrite USEPA 353.2 (mg/L)	**2013**			0.558	0.1		0.679	0.1		**in 2008, 2009, 2010,**			0.84	0.05	J	0.48	0.05		0.06	0.05	
Alkalinity SM 2320B (mg/L)				455	1.25		480	1.25		**2011**			520	8		460	8		610	8	
Carbon Dioxide SM 2320B (mg/L)[1]				82.3	5		178	5					140	20		170	50		150	50	
Sulfate USEPA 9056A (mg/L)				0.2	2	J	0.4	2	J				<	1	U	<	1	U	<	1	U
Sulfide SM 9034 (mg/L)				4.53	1		5.96	1					9.1	1		10	1		23	1	
Dissolved Organic Carbon SM 9060A (mg/L)				202	10		213.3	1.25					230	0.88		200	0.88		270	0.1	

Notes:
Analysis methods listed are accurate for most current sampling event. Previous analysis methods may be different.

[1]Carbon dioxide calculated from alkalinity results. Values for 2003 and 2004 were modified to be consistent with previous years' results.

< = less than reporting limit
µg/L = micrograms per liter
ID = identification number
J = estimated
LOQ = limit of quantification
mg/L = milligrams per liter
Qual = qualifier
RL = reporting limit
RSK = Robert S. Kerr Environmental Research Laboratory
SM = Standard Method
U = nondetect
USEPA = United States Environmental Protection Agency

TABLE E.2.1-36
CORNHUSKER ARMY AMMUNITION PLANT
WELL G0068-NATURAL ATTENUATION PARAMETERS

FIELD ID	G0068			G0068			G0068			G0068			G0068			G0068			G0068		
COLLECT DATE	3/17/2004			3/21/2003			3/25/2002			3/28/2001			3/17/2000			3/29/1999			6/23/1998		
	Result	RL	Qual	Result	RL	Qual	Result	RL	Qual	Result	RL	Qual	Result	RL	Qual	Result	RL	Qual	Result	RL	Qual
NATURAL ATTENUATION PARAMETERS																					
Methane RSK-175 (µg/L)	<	2	U	<	2	U	<	2	U	<	1	U	<	1	U	<	1	U	<	1	U
Total Kjeldahl Nitrogen USEPA 351.2 (mg/L)	<	0.59	U	<	0.62	U	0.29	0.2		0.187	0.1		0.676	0.1		0.546	0.1		<	0.1	U
Ammonia USEPA 350.1 (mg/L)	<	0.2	U	0.38	0.2		<	0.72	U	<	0.1	U	<	0.1	U	<	0.1	U	<	0.1	U
Nitrate/Nitrite USEPA 353.2 (mg/L)	<	0.26	U	0.57	0.1		0.96	0.1		<	0.5	U	<	1	U	<	1	U	<	1	U
Alkalinity SM 2320B (mg/L)	590	5		630	5		670	5		615	10		566	5		715	5		555	5	
Carbon Dioxide SM 2320B (mg/L)[1]	180	10		280	10		300	25		359	50		317	2		275	10		262	5	
Sulfate USEPA 9056A (mg/L)	<	1	U	<	1	U	0.6	1	J	<	1	U	<	1	UJ	<	1	U	<	1	U
Sulfide SM 9034 (mg/L)	23	1		20	1		17	1		8.1	5		20	10		<	5	U	14.9	5	
Dissolved Organic Carbon SM 9060A (mg/L)	260	1		270	1		300	1		271	5		249	2.2		315	2.2		244	2.2	

Notes:
Analysis methods listed are accurate for most current sampling event. Previous analysis methods may be different.

[1]Carbon dioxide calculated from alkalinity results. Values for 2003 and 2004 were modified to be consistent with previous years' results.

< = less than reporting limit
µg/L = micrograms per liter
ID = identification number
J = estimated
LOQ = limit of quantification
mg/L = milligrams per liter
Qual = qualifier
RL = reporting limit
RSK = Robert S. Kerr Environmental Research Laboratory
SM = Standard Method
U = nondetect
USEPA = United States Environmental Protection Agency

TABLE E.2.1-37
CORNHUSKER ARMY AMMUNITION PLANT
WELL G0070-NATURAL ATTENUATION PARAMETERS

FIELD ID	G0070					G0070					G0070					G0070				
COLLECT DATE	3/21/2018					3/29/2017					8/10/2016					8/13/2015				
	Result	Qual	DL	LOD	LOQ	Result	Qual	DL	LOD	LOQ	Result	DL	LOD	LOQ	Qual	Result	DL	LOD	LOQ	Qual
NATURAL ATTENUATION PARAMETERS																				
Methane RSK-175 (µg/L)	0.71	J	0.22	0.8	15	0.65	J	0.22	0.8	5	0.69	0.22	0.80	5.0	J	0.61	0.22	0.8	5	J
Total Kjeldahl Nitrogen USEPA 351.2 (mg/L)	<	U	0.18	0.5	2	<	U	0.18	0.5	1	<	0.18	0.50	1.0	UJ	<	0.18	0.5	1	U
Ammonia USEPA 350.1 (mg/L)	0.02	J	0.02	0.05	0.2	0.057	J	0.022	0.05	0.1	0.027	0.022	0.050	0.10	J	0.065	0.022	0.05	0.1	J
Nitrate/Nitrite USEPA 353.2 (mg/L)	<	U	0.02	0.05	0.1	<	U	0.019	0.05	0.1	<	0.019	0.050	0.10	U	<	0.019	0.05	0.1	U
Alkalinity SM 2320B (mg/L)	210		1.1	3.2	5	200		1.1	3.2	5	200	1.1	3.2	5.0		200	1.1	3.2	5	
Carbon Dioxide SM 2320B (mg/L)[1]	37		0.23	0.5	5	32		0.23	0.5	5	33	0.23	0.50	5.0		35	0.23	0.5	5	
Sulfate USEPA 9056A (mg/L)	<	UJ	0.79	1.9	4	<	U	0.79	1.9	4	<	0.79	1.9	4.0	U	<	0.79	1.9	4	U
Sulfide SM 9034 (mg/L)	0.82	J	0.16	0.5	1	1.3		0.16	0.5	1	1.0	0.16	0.50	1.0		0.97	0.16	0.5	1	J
Dissolved Organic Carbon SM 9060A (mg/L)	93		1.1	3.2	5	88.89		1.1	3.2	5	88.89	1.1	3.2	5.0		88.89	1.1	3.2	5	

Notes:
Analysis methods listed are accurate for most current sampling event. Previous analysis methods may be different.

[1]Carbon dioxide calculated from alkalinity results. Values for 2003 and 2004 were modified to be consistent with previous years' results.

< = less than reporting limit
µg/L = micrograms per liter
ID = identification number
J = estimated
LOQ = limit of quantification
mg/L = milligrams per liter
Qual = qualifier
RL = reporting limit
RSK = Robert S. Kerr Environmental Research Laboratory
SM = Standard Method
U = nondetect
USEPA = United States Environmental Protection Agency

TABLE E.2.1-37
CORNHUSKER ARMY AMMUNITION PLANT
WELL G0070-NATURAL ATTENUATION PARAMETERS

FIELD ID	G0070			G0070			G0070			G0070			G0070			G0070			G0070		
COLLECT DATE	8/19/2014			3/14/2013			3/12/2012			3/15/2011			3/15/2010			3/17/2009			3/12/2008		
	Result	LOQ	Qual	Result	RL	Qual	Result	RL	Qual	Result	RL	Qual	Result	RL	Qual	Result	RL	Qual	Result	RL	Qual
NATURAL ATTENUATION PARAMETERS																					
Methane RSK-175 (µg/L)	0.57	5	J	<	5	U	9.1	5		<	5	UJ	0.28	5	J	0.42	0.31		<	1.7	U
Total Kjeldahl Nitrogen USEPA 351.2 (mg/L)	<	1	UJ	0.196	1	J	<	1	UJ	<	1	UJ	<	1	U	<	1	U	<	1	U
Ammonia USEPA 350.1 (mg/L)	0.027	0.1	J	0.274	0.25		0.244	0.25	J	0.231	0.25	J	0.064	0.1	J	0.062	0.05		0.34	0.05	
Nitrate/Nitrite USEPA 353.2 (mg/L)	<	0.1	U	<	0.1	U	<	0.1	U	<	0.1	UJ	0.025	0.1	J	<	0.05	U	<	0.05	U
Alkalinity SM 2320B (mg/L)	210	5		195	1.25		200	1.25		175	1		190	5		210	20		180	2	
Carbon Dioxide SM 2320B (mg/L)[1]	29	5		31	1		28.8	1		27.6	1		23	5		19	2		23	10	
Sulfate USEPA 9056A (mg/L)	<	4	U	0.2	2	J	0.2	2	J	0.2	2	J	<	1	U	<	1	U	<	1	U
Sulfide SM 9034 (mg/L)	0.83	1	J	1.39	1		<	1	U	1.2	1		0.5	1	J	1.5	1		1.5	1	
Dissolved Organic Carbon SM 9060A (mg/L)	93.33	5		87	10		88.89	1.25		78	0.4		86	2.2		92	0.22		79	0.88	

Notes:
Analysis methods listed are accurate for most current sampling event. Previous analysis methods may be different.

[1]Carbon dioxide calculated from alkalinity results. Values for 2003 and 2004 were modified to be consistent with previous years' results.

< = less than reporting limit
µg/L = micrograms per liter
ID = identification number
J = estimated
LOQ = limit of quantification
mg/L = milligrams per liter
Qual = qualifier
RL = reporting limit
RSK = Robert S. Kerr Environmental Research Laboratory
SM = Standard Method
U = nondetect
USEPA = United States Environmental Protection Agency

TABLE E.2.1-37
CORNHUSKER ARMY AMMUNITION PLANT
WELL G0070-NATURAL ATTENUATION PARAMETERS

FIELD ID	G0070			G0070			G0070			G0070			G0070			G0070			G0070		
COLLECT DATE	3/12/2007			3/15/2006			3/15/2005			3/17/2004			3/18/2003			3/20/2002			3/22/2001		
	Result	RL	Qual	Result	RL	Qual	Result	RL	Qual	Result	RL	Qual	Result	RL	Qual	Result	RL	Qual	Result	RL	Qual
NATURAL ATTENUATION PARAMETERS																					
Methane RSK-175 (µg/L)	<	0.87	U	0.45	0.87	J	0.3	0.87	J	<	2	U	<	2	U	<	2	U	<	1	U
Total Kjeldahl Nitrogen USEPA 351.2 (mg/L)	<	1	U	<	1	U	1.2	1		<	0.2	U	<	0.51	U	0.5	0.4		0.175	0.1	
Ammonia USEPA 350.1 (mg/L)	0.077	0.05		<	0.05	U	<	0.05	U	<	0.2	U	0.18	0.2	J	0.13	0.2	J	<	0.1	U
Nitrate/Nitrite USEPA 353.2 (mg/L)	<	0.05	U	<	0.05	U	<	0.05	U	<	0.1	U	<	0.1	U	0.094	0.1	J	<	0.5	U
Alkalinity SM 2320B (mg/L)	200	8		190	8		190	8		180	5		190	5		200	5		178	5	
Carbon Dioxide SM 2320B (mg/L)[1]	20	10		19	10		20	10		21	2		23	5		21	5		23.9	5	
Sulfate USEPA 9056A (mg/L)	<	1	U	<	1	U	<	1	U	<	1	U	<	1	U	<	1	U	<	1	U
Sulfide SM 9034 (mg/L)	<	1	U	<	1	U	1.2	1		<	1	U	<	1	U	1.6	1		<	5	U
Dissolved Organic Carbon SM 9060A (mg/L)	86	0.88		84	0.88		44	0.1		79	1		84	1		88	1		78.3	5	

Notes:
Analysis methods listed are accurate for most current sampling event. Previous analysis methods may be different.

[1]Carbon dioxide calculated from alkalinity results. Values for 2003 and 2004 were modified to be consistent with previous years' results.

< = less than reporting limit
µg/L = micrograms per liter
ID = identification number
J = estimated
LOQ = limit of quantification
mg/L = milligrams per liter
Qual = qualifier
RL = reporting limit
RSK = Robert S. Kerr Environmental Research Laboratory
SM = Standard Method
U = nondetect
USEPA = United States Environmental Protection Agency

TABLE E.2.1-37
CORNHUSKER ARMY AMMUNITION PLANT
WELL G0070-NATURAL ATTENUATION PARAMETERS

FIELD ID	G0070			G0070			G0070		
COLLECT DATE	3/23/2000			4/1/1999			6/29/1998		
	Result	RL	Qual	Result	RL	Qual	Result	RL	Qual
NATURAL ATTENUATION PARAMETERS									
Methane RSK-175 (µg/L)	<	1	U	1.2	1		1.08	1	
Total Kjeldahl Nitrogen USEPA 351.2 (mg/L)	0.085	0.1		0.159	0.1		0.1	0.1	
Ammonia USEPA 350.1 (mg/L)	<	0.1	U	<	0.1	U	<	0.1	U
Nitrate/Nitrite USEPA 353.2 (mg/L)	<	1	U	<	1	U	<	0.2	U
Alkalinity SM 2320B (mg/L)	186	5		207	5		180	5	
Carbon Dioxide SM 2320B (mg/L)[1]	18.3	2		23.9	5		17.9	0.2	
Sulfate USEPA 9056A (mg/L)	<	1	U	<	1	U	<	1	U
Sulfide SM 9034 (mg/L)	8.2	5		<	5	U	9.7	5	
Dissolved Organic Carbon SM 9060A (mg/L)	81.8	2.2		91.1	2.2		79.2	2.2	

Notes:
Analysis methods listed are accurate for most current sampling event. Previous analysis methods may be different.

[1]Carbon dioxide calculated from alkalinity results. Values for 2003 and 2004 were modified to be consistent with previous years' results.

< = less than reporting limit
µg/L = micrograms per liter
ID = identification number
J = estimated
LOQ = limit of quantification
mg/L = milligrams per liter
Qual = qualifier
RL = reporting limit
RSK = Robert S. Kerr Environmental Research Laboratory
SM = Standard Method
U = nondetect
USEPA = United States Environmental Protection Agency

TABLE E.2.1-38
CORNHUSKER ARMY AMMUNITION PLANT
WELL G0075-NATURAL ATTENUATION PARAMETERS

FIELD ID	G0075					G0075					G0075					G0075				
COLLECT DATE	3/21/2018					4/1/2017					8/10/2016					8/13/2015				
	Result	Qual	DL	LOD	LOQ	Result	Qual	DL	LOD	LOQ	Result	DL	LOD	LOQ	Qual	Result	DL	LOD	LOQ	Qual
NATURAL ATTENUATION PARAMETERS																				
Methane RSK-175 (µg/L)	170	J	0.22	0.8	5	310		0.22	0.8	5	990	0.22	0.80	5.0		400	0.22	0.8	5	
Total Kjeldahl Nitrogen USEPA 351.2 (mg/L)	<	U	0.18	0.5	1	<	U	0.18	0.5	1	<	0.18	0.50	1.0	U	0.35	0.18	0.5	1	J
Ammonia USEPA 350.1 (mg/L)	0.05	J	0.02	0.05	0.1	0.044	J	0.022	0.05	0.1	0.024	0.022	0.050	0.10	J	0.039	0.022	0.05	0.1	J
Nitrate/Nitrite USEPA 353.2 (mg/L)	<	U	0.02	0.05	0.1	<	U	0.019	0.05	0.1	<	0.019	0.050	0.10	U	<	0.019	0.05	0.1	U
Alkalinity SM 2320B (mg/L)	270		1.1	3.2	5	260		1.1	3.2	5	260	1.1	3.2	5.0		220	1.1	3.2	5	
Carbon Dioxide SM 2320B (mg/L)[1]	180		0.23	0.5	5	130		0.23	0.5	5	120	0.23	0.50	5.0		110	0.23	0.5	5	
Sulfate USEPA 9056A (mg/L)	<	U	0.79	1.9	4	0.8	J	0.79	1.9	4	<	0.79	1.9	4.0	U	<	0.79	1.9	4	U
Sulfide SM 9034 (mg/L)	2.5		0.16	0.5	1	2.5		0.16	0.5	1	2.6	0.16	0.50	1.0		2.6	0.16	0.5	1	
Dissolved Organic Carbon SM 9060A (mg/L)	120		1.1	3.2	5	115.6		1.1	3.2	5	115.6	1.1	3.2	5.0		97.78	1.1	3.2	5	

Notes:
Analysis methods listed are accurate for most current sampling event. Previous analysis methods may be different.

[1]Carbon dioxide calculated from alkalinity results. Values for 2003 and 2004 were modified to be consistent with previous years' results.

< = less than reporting limit
µg/L = micrograms per liter
ID = identification number
J = estimated
LOQ = limit of quantification
mg/L = milligrams per liter
Qual = qualifier
RL = reporting limit
RSK = Robert S. Kerr Environmental Research Laboratory
SM = Standard Method
U = nondetect
USEPA = United States Environmental Protection Agency

TABLE E.2.1-38
CORNHUSKER ARMY AMMUNITION PLANT
WELL G0075-NATURAL ATTENUATION PARAMETERS

FIELD ID	G0075			G0075			G0075			G0075			G0075			G0075			G0075		
COLLECT DATE	8/19/2014			3/14/2013			3/12/2012			3/15/2011			3/15/2010			3/16/2009			3/12/2008		
	Result	LOQ	Qual	Result	RL	Qual	Result	RL	Qual	Result	RL	Qual	Result	RL	Qual	Result	RL	Qual	Result	RL	Qual
NATURAL ATTENUATION PARAMETERS																					
Methane RSK-175 (µg/L)	980	5		910	100		1100	25	J	530	25		180	5		1000	0.31		1.8	1.7	
Total Kjeldahl Nitrogen USEPA 351.2 (mg/L)	<	1	U	0.353	1	J	<	1	UJ	<	1	UJ	<	1	U	<	1	U	1.4	1	
Ammonia USEPA 350.1 (mg/L)	0.038	0.1	J	0.65	0.25		<	0.25	U	<	0.25	UJ	0.045	0.1	J	<	0.05	U	0.65	0.05	
Nitrate/Nitrite USEPA 353.2 (mg/L)	1.4	0.1		0.031	0.1	J	<	0.1	U	0.081	0.1	J	<	0.1	U	<	0.05	U	1.2	0.5	
Alkalinity SM 2320B (mg/L)	250	5		234	1.25		300	1.25		305	1		210	5		210	20		150	2	
Carbon Dioxide SM 2320B (mg/L)[1]	87	5		19.6	1		91.5	2		75.5	2		79	25		34	2		38	10	
Sulfate USEPA 9056A (mg/L)	<	4	U	<	2	U	0.4	2	J	0.2	2	J	0.37	1	J	<	1	U	<	1	U
Sulfide SM 9034 (mg/L)	2.8	1		3.3	1		<	1	U	2.94	1		2.4	1		4.7	1		3.9	1	
Dissolved Organic Carbon SM 9060A (mg/L)	111.1	5		104	10		133.3	1.25		136	0.4		91	2.2		92	0.22		66	0.88	

Notes:
Analysis methods listed are accurate for most current sampling event. Previous analysis methods may be different.

[1]Carbon dioxide calculated from alkalinity results. Values for 2003 and 2004 were modified to be consistent with previous years' results.

< = less than reporting limit
µg/L = micrograms per liter
ID = identification number
J = estimated
LOQ = limit of quantification
mg/L = milligrams per liter
Qual = qualifier
RL = reporting limit
RSK = Robert S. Kerr Environmental Research Laboratory
SM = Standard Method
U = nondetect
USEPA = United States Environmental Protection Agency

TABLE E.2.1-38
CORNHUSKER ARMY AMMUNITION PLANT
WELL G0075-NATURAL ATTENUATION PARAMETERS

FIELD ID	G0075			G0075			G0075			G0075			G0075			G0075			G0075		
COLLECT DATE	3/12/2007			3/15/2006			3/15/2005			3/17/2004			3/18/2003			3/21/2002			3/22/2001		
	Result	RL	Qual	Result	RL	Qual	Result	RL	Qual	Result	RL	Qual	Result	RL	Qual	Result	RL	Qual	Result	RL	Qual
NATURAL ATTENUATION PARAMETERS																					
Methane RSK-175 (µg/L)	<	0.87	U	<	0.87	U	<	0.87	U	<	2	U	<	2	U	<	2	U	23	1	
Total Kjeldahl Nitrogen USEPA 351.2 (mg/L)	<	1	U	<	1	U	1.3	1		1.1	0.2		<	0.43	U	<	0.46	U	0.219	0.1	
Ammonia USEPA 350.1 (mg/L)	<	0.05	U	<	0.05	U	<	0.05	U	<	0.2	U	0.12	0.2	J	0.1	0.2	J	<	0.1	U
Nitrate/Nitrite USEPA 353.2 (mg/L)	4.7	1	J	5.6	0.25		4.9	0.25		8.3	1		3.1	0.1		2.4	0.1		2	5	
Alkalinity SM 2320B (mg/L)	220	8		190	8		200	8		190	5		210	5		190	5		198	5	
Carbon Dioxide SM 2320B (mg/L)[1]	55	10		39	10		46	10		42	2		45	5		39	5		43.7	5	
Sulfate USEPA 9056A (mg/L)	<	1	U	<	1	U	<	1	U	<	1	U	<	1	U	<	1	U	<	1	U
Sulfide SM 9034 (mg/L)	2.1	1		2.2	1		2.2	1		<	1.9	U	1.9	1		2.5	1		<	5	U
Dissolved Organic Carbon SM 9060A (mg/L)	95	0.88		84	0.88		88	0.1		84	1		92	1		84	1		87	5	

Notes:
Analysis methods listed are accurate for most current sampling event. Previous analysis methods may be different.

[1]Carbon dioxide calculated from alkalinity results. Values for 2003 and 2004 were modified to be consistent with previous years' results.

< = less than reporting limit
µg/L = micrograms per liter
ID = identification number
J = estimated
LOQ = limit of quantification
mg/L = milligrams per liter
Qual = qualifier
RL = reporting limit
RSK = Robert S. Kerr Environmental Research Laboratory
SM = Standard Method
U = nondetect
USEPA = United States Environmental Protection Agency

TABLE E.2.1-38
CORNHUSKER ARMY AMMUNITION PLANT
WELL G0075-NATURAL ATTENUATION PARAMETERS

FIELD ID	G0075			G0075			G0075		
COLLECT DATE	3/23/2000			4/1/1999			6/29/1998		
	Result	RL	Qual	Result	RL	Qual	Result	RL	Qual
NATURAL ATTENUATION PARAMETERS									
Methane RSK-175 (µg/L)	<	1	U	<	1	U	4.03	1	
Total Kjeldahl Nitrogen USEPA 351.2 (mg/L)	0.928	0.1		0.153	0.1		<	0.1	U
Ammonia USEPA 350.1 (mg/L)	<	0.1	U	<	0.1	U	<	0.1	U
Nitrate/Nitrite USEPA 353.2 (mg/L)	4.26	1		4.36	1		1.91	0.2	
Alkalinity SM 2320B (mg/L)	200	5		235	5		199	5	
Carbon Dioxide SM 2320B (mg/L)[1]	30.6	2		40.7	5		36.3	0.2	
Sulfate USEPA 9056A (mg/L)	<	1	U	<	1	U	<	1	U
Sulfide SM 9034 (mg/L)	5.6	5		<	5	U	10	5	
Dissolved Organic Carbon SM 9060A (mg/L)	88	2.2		103	2.2		87.6	2.2	

Notes:
Analysis methods listed are accurate for most current sampling event. Previous analysis methods may be different.

[1]Carbon dioxide calculated from alkalinity results. Values for 2003 and 2004 were modified to be consistent with previous years' results.

< = less than reporting limit
µg/L = micrograms per liter
ID = identification number
J = estimated
LOQ = limit of quantification
mg/L = milligrams per liter
Qual = qualifier
RL = reporting limit
RSK = Robert S. Kerr Environmental Research Laboratory
SM = Standard Method
U = nondetect
USEPA = United States Environmental Protection Agency

TABLE E.2.1-39
CORNHUSKER ARMY AMMUNITION PLANT
WELL G0076-NATURAL ATTENUATION PARAMETERS

FIELD ID	G0076					G0076					G0076					G0076				
COLLECT DATE	3/21/2018					3/29/2017					8/10/2016					8/13/2015				
	Result	Qual	DL	LOD	LOQ	Result	Qual	DL	LOD	LOQ	Result	DL	LOD	LOQ	Qual	Result	DL	LOD	LOQ	Qual
NATURAL ATTENUATION PARAMETERS																				
Methane RSK-175 (µg/L)	110	J	0.22	0.8	5	94	J	0.22	0.8	5	83	0.22	0.80	5.0		310	0.22	0.8	5	
Total Kjeldahl Nitrogen USEPA 351.2 (mg/L)	<	U	0.18	0.5	1	<	U	0.18	0.5	1	0.44	0.18	0.50	1.0	J	0.26	0.18	0.5	1	J
Ammonia USEPA 350.1 (mg/L)	0.56		0.02	0.05	0.1	0.4		0.022	0.05	0.1	0.37	0.022	0.050	0.10		0.42	0.022	0.05	0.1	J
Nitrate/Nitrite USEPA 353.2 (mg/L)	<	U	0.02	0.05	0.1	<	U	0.019	0.05	0.1	<	0.019	0.050	0.10	U	<	0.019	0.05	0.1	U
Alkalinity SM 2320B (mg/L)	340		1.1	3.2	5	320		1.1	3.2	5	300	1.1	3.2	5.0		250	1.1	3.2	5	
Carbon Dioxide SM 2320B (mg/L)[1]	290		1.2	2.5	25	240		1.2	2.5	25	210	1.2	2.5	25		170	0.23	0.5	5	
Sulfate USEPA 9056A (mg/L)	<	U	0.79	1.9	4	<	U	0.79	1.9	4	<	0.79	1.9	4.0	U	<	0.79	1.9	4	U
Sulfide SM 9034 (mg/L)	2.8		0.16	0.5	1	3.2		0.16	0.5	1	2.8	0.16	0.50	1.0		2.4	0.16	0.5	1	
Dissolved Organic Carbon SM 9060A (mg/L)	151		1.1	3.2	5	142.2		1.1	3.2	5	133.3	1.1	3.2	5.0		111.1	1.1	3.2	5	

Notes:
Analysis methods listed are accurate for most current sampling event. Previous analysis methods may be different.

[1]Carbon dioxide calculated from alkalinity results. Values for 2003 and 2004 were modified to be consistent with previous years' results.

< = less than reporting limit
µg/L = micrograms per liter
ID = identification number
J = estimated
LOQ = limit of quantification
mg/L = milligrams per liter
Qual = qualifier
RL = reporting limit
RSK = Robert S. Kerr Environmental Research Laboratory
SM = Standard Method
U = nondetect
USEPA = United States Environmental Protection Agency

TABLE E.2.1-39
CORNHUSKER ARMY AMMUNITION PLANT
WELL G0076-NATURAL ATTENUATION PARAMETERS

FIELD ID	G0076			G0076			G0076			G0076			G0076			G0076			G0076		
COLLECT DATE	8/19/2014			3/14/2013			3/12/2012			3/15/2011			3/15/2010			3/16/2009			3/12/2008		
	Result	LOQ	Qual	Result	RL	Qual	Result	RL	Qual	Result	RL	Qual	Result	RL	Qual	Result	RL	Qual	Result	RL	Qual
NATURAL ATTENUATION PARAMETERS																					
Methane RSK-175 (µg/L)	750	5		1600	50		730	50		220	5		2.7	5	J	1.3	0.31		<	1.7	U
Total Kjeldahl Nitrogen USEPA 351.2 (mg/L)	0.21	1	J	0.959	1	J	2.82	1	J	1.13	1		<	1	U	1.3	1		2	1	
Ammonia USEPA 350.1 (mg/L)	0.5	0.1		0.506	0.25		0.882	0.25		0.783	0.25		0.74	0.1		0.99	0.05		1.3	0.05	
Nitrate/Nitrite USEPA 353.2 (mg/L)	<	0.1	U	<	0.1	U	<	0.1	U	<	0.1	UJ	<	0.1	U	<	0.05	U	<	0.05	U
Alkalinity SM 2320B (mg/L)	310	5		325	1.25		320	1.25		345	1		270	5		270	20		270	4	
Carbon Dioxide SM 2320B (mg/L)[1]	130	5		18.4	1		82.6	2		75.5	1		100	25		88	20		88	10	
Sulfate USEPA 9056A (mg/L)	<	4	U	0.2	2	J	0.4	2	J	<	2	U	<	1	U	8	1		<	1	U
Sulfide SM 9034 (mg/L)	2.6	1		6.44	1		2.69	1		2.77	1		1.3	1		2	1		1.9	1	
Dissolved Organic Carbon SM 9060A (mg/L)	137.8	5		144	10		142.2	1.25		153	0.4		120	2.2		120	0.22		119	1.8	

Notes:
Analysis methods listed are accurate for most current sampling event. Previous analysis methods may be different.

[1]Carbon dioxide calculated from alkalinity results. Values for 2003 and 2004 were modified to be consistent with previous years' results.

< = less than reporting limit
µg/L = micrograms per liter
ID = identification number
J = estimated
LOQ = limit of quantification
mg/L = milligrams per liter
Qual = qualifier
RL = reporting limit
RSK = Robert S. Kerr Environmental Research Laboratory
SM = Standard Method
U = nondetect
USEPA = United States Environmental Protection Agency

TABLE E.2.1-39
CORNHUSKER ARMY AMMUNITION PLANT
WELL G0076-NATURAL ATTENUATION PARAMETERS

FIELD ID	G0076			G0076			G0076			G0076			G0076			G0076			G0076		
COLLECT DATE	3/12/2007			3/15/2006			3/15/2005			3/17/2004			3/18/2003			3/20/2002			3/22/2001		
	Result	RL	Qual	Result	RL	Qual	Result	RL	Qual	Result	RL	Qual	Result	RL	Qual	Result	RL	Qual	Result	RL	Qual
NATURAL ATTENUATION PARAMETERS																					
Methane RSK-175 (µg/L)	0.98	0.87		1	0.87		0.48	0.87	J	<	2	U	<	2	U	<	2	U	<	1	U
Total Kjeldahl Nitrogen USEPA 351.2 (mg/L)	1.4	1		1.7	1		2.5	1		1.5	0.2		2.4	0.2		1.4	0.4		2.43	0.2	
Ammonia USEPA 350.1 (mg/L)	1.2	0.05		1.4	0.05		1.7	0.05		1.4	0.2		1.7	0.2		2	0.2		2.28	0.2	U
Nitrate/Nitrite USEPA 353.2 (mg/L)	<	0.05	U	<	0.05	U	<	0.05	U	<	0.1	U	<	0.1	U	0.076	0.1	J	<	0.5	U
Alkalinity SM 2320B (mg/L)	260	8		240	8		240	8		230	5		230	5		230	5		203	5	
Carbon Dioxide SM 2320B (mg/L)[1]	81	10		62	10		57	10		52	2		52	5		44	5		44	5	
Sulfate USEPA 9056A (mg/L)	<	1	U	<	1	U	<	1	U	<	1	U	<	1	U	<	1	U	<	1	U
Sulfide SM 9034 (mg/L)	1.3	1		1.4	1		1.5	1		<	1.3	U	1.3	1		1.8	1		<	5	U
Dissolved Organic Carbon SM 9060A (mg/L)	120	0.88		110	0.88		110	0.1		101	1		101	1		100	1		89	5	

Notes:
Analysis methods listed are accurate for most current sampling event. Previous analysis methods may be different.

[1]Carbon dioxide calculated from alkalinity results. Values for 2003 and 2004 were modified to be consistent with previous years' results.

< = less than reporting limit
µg/L = micrograms per liter
ID = identification number
J = estimated
LOQ = limit of quantification
mg/L = milligrams per liter
Qual = qualifier
RL = reporting limit
RSK = Robert S. Kerr Environmental Research Laboratory
SM = Standard Method
U = nondetect
USEPA = United States Environmental Protection Agency

TABLE E.2.1-39
CORNHUSKER ARMY AMMUNITION PLANT
WELL G0076-NATURAL ATTENUATION PARAMETERS

FIELD ID	G0076			G0076			G0076		
COLLECT DATE	3/23/2000			4/1/1999			6/29/1998		
	Result	RL	Qual	Result	RL	Qual	Result	RL	Qual
NATURAL ATTENUATION PARAMETERS									
Methane RSK-175 (µg/L)	<	1	U	12.4	1		1.21	1	
Total Kjeldahl Nitrogen USEPA 351.2 (mg/L)	1.74	0.1		1.4	0.1		1.06	0.1	
Ammonia USEPA 350.1 (mg/L)	1.69	0.1		1.33	0.1		0.976	0.1	
Nitrate/Nitrite USEPA 353.2 (mg/L)	<	1	U	<	1	U	<	0.2	U
Alkalinity SM 2320B (mg/L)	228	5		259	5		220	5	
Carbon Dioxide SM 2320B (mg/L)[1]	51	2		45.3	5		41.2	0.2	
Sulfate USEPA 9056A (mg/L)	<	1	U	<	1	U	<	1	U
Sulfide SM 9034 (mg/L)	<	5	U	<	5	U	13.1	5	
Dissolved Organic Carbon SM 9060A (mg/L)	100	2.2		114	2.2		96.8	2.2	

Notes:
Analysis methods listed are accurate for most current sampling event. Previous analysis methods may be different.

[1]Carbon dioxide calculated from alkalinity results. Values for 2003 and 2004 were modified to be consistent with previous years' results.

< = less than reporting limit
µg/L = micrograms per liter
ID = identification number
J = estimated
LOQ = limit of quantification
mg/L = milligrams per liter
Qual = qualifier
RL = reporting limit
RSK = Robert S. Kerr Environmental Research Laboratory
SM = Standard Method
U = nondetect
USEPA = United States Environmental Protection Agency

TABLE E.2.1-40
CORNHUSKER ARMY AMMUNITION PLANT
WELL G0077-NATURAL ATTENUATION PARAMETERS

FIELD ID	G0077					G0077					G0077					G0077				
COLLECT DATE	3/20/2018					4/1/2017					8/9/2016					8/12/2015				
	Result	Qual	DL	LOD	LOQ	Result	Qual	DL	LOD	LOQ	Result	DL	LOD	LOQ	Qual	Result	DL	LOD	LOQ	Qual
NATURAL ATTENUATION PARAMETERS																				
Methane RSK-175 (µg/L)	7.7		0.22	0.8	5	8.1		0.22	0.8	5	120	0.22	0.80	5.0		29	0.22	0.8	5	
Total Kjeldahl Nitrogen USEPA 351.2 (mg/L)	<	U	0.18	0.5	1	<	U	0.18	0.5	1	<	0.18	0.50	1.0	U	<	0.18	0.5	1	U
Ammonia USEPA 350.1 (mg/L)	<	U	0.02	0.05	0.1	<	U	0.022	0.05	0.1	<	0.022	0.050	0.10	U	0.048	0.022	0.05	0.1	J
Nitrate/Nitrite USEPA 353.2 (mg/L)	32		0.1	0.25	1	25		0.095	0.25	0.5	19	0.19	0.50	1.0		18	0.095	0.25	0.5	
Alkalinity SM 2320B (mg/L)	330		1.1	3.2	5	320		1.1	3.2	5	300	1.1	3.2	5.0		290	1.1	3.2	5	
Carbon Dioxide SM 2320B (mg/L)[1]	150		0.23	0.5	5	130		0.23	0.5	5	110	0.23	0.50	5.0		100	0.23	0.5	5	
Sulfate USEPA 9056A (mg/L)	<	U	0.79	1.9	4	<	U	0.79	1.9	4	<	0.79	1.9	4.0	U	<	0.79	1.9	4	U
Sulfide SM 9034 (mg/L)	4.8		0.16	0.5	1	4.1		0.16	0.5	1	3.8	0.16	0.50	1.0		4	0.16	0.5	1	
Dissolved Organic Carbon SM 9060A (mg/L)	147		1.1	3.2	5	142.2		1.1	3.2	5	133.3	1.1	3.2	5.0		128.9	1.1	3.2	5	

Notes:
Analysis methods listed are accurate for most current sampling event. Previous analysis methods may be different.

[1]Carbon dioxide calculated from alkalinity results. Values for 2003 and 2004 were modified to be consistent with previous years' results.

< = less than reporting limit
µg/L = micrograms per liter
ID = identification number
J = estimated
LOQ = limit of quantification
mg/L = milligrams per liter
Qual = qualifier
RL = reporting limit
RSK = Robert S. Kerr Environmental Research Laboratory
SM = Standard Method
U = nondetect
USEPA = United States Environmental Protection Agency

TABLE E.2.1-40
CORNHUSKER ARMY AMMUNITION PLANT
WELL G0077-NATURAL ATTENUATION PARAMETERS

FIELD ID	G0077			G0077			G0077			G0077			G0077			G0077			G0077		
COLLECT DATE	8/14/2014			3/13/2013			3/12/2012			3/15/2011			3/16/2010			3/13/2009			3/12/2008		
	Result	LOQ	Qual	Result	RL	Qual	Result	RL	Qual	Result	RL	Qual	Result	RL	Qual	Result	RL	Qual	Result	RL	Qual
NATURAL ATTENUATION PARAMETERS																					
Methane RSK-175 (µg/L)	66	5		4.4	5	J	<	5	UJ	<	5	UJ	<	5	U	0.27	0.31	J	<	1.7	U
Total Kjeldahl Nitrogen USEPA 351.2 (mg/L)	<	1	U	<	1	U	<	1	UJ	<	1	U	<	1	U	<	1	U	<	1	U
Ammonia USEPA 350.1 (mg/L)	0.022	0.1	J	0.447	0.25		<	0.25	U	<	0.25	UJ	<	0.1	U	<	0.05	U	0.2	0.05	
Nitrate/Nitrite USEPA 353.2 (mg/L)	15	0.2		15	0.1		13.9	0.1		16.2	0.1		23	0.5		14	0.5		17	0.5	
Alkalinity SM 2320B (mg/L)	270	5		435	1.25		330	1.25		265	1		360	5		320	20		310	4	
Carbon Dioxide SM 2320B (mg/L)[1]	71	5		71.8	1		77.1	1		85.4	5		86	25		60	20		63	10	
Sulfate USEPA 9056A (mg/L)	0.96	4	J	<	2	U	0.4	2	J	0.4	2	J	<	1	U	<	1	U	<	1	U
Sulfide SM 9034 (mg/L)	3	1		3.33	1		<	1	U	4.51	1		4.9	1		3.9	1		4.6	1	
Dissolved Organic Carbon SM 9060A (mg/L)	120	5		193	10		146.7	1.25		118	0.4		160	2.2		140	0.22		136	1.8	

Notes:
Analysis methods listed are accurate for most current sampling event. Previous analysis methods may be different.

[1]Carbon dioxide calculated from alkalinity results. Values for 2003 and 2004 were modified to be consistent with previous years' results.

< = less than reporting limit
µg/L = micrograms per liter
ID = identification number
J = estimated
LOQ = limit of quantification
mg/L = milligrams per liter
Qual = qualifier
RL = reporting limit
RSK = Robert S. Kerr Environmental Research Laboratory
SM = Standard Method
U = nondetect
USEPA = United States Environmental Protection Agency

TABLE E.2.1-40
CORNHUSKER ARMY AMMUNITION PLANT
WELL G0077-NATURAL ATTENUATION PARAMETERS

FIELD ID	G0077			G0077			G0077			G0077			G0077			G0077			G0077		
COLLECT DATE	3/12/2007			3/14/2006			3/15/2005			3/15/2004			3/18/2003			3/20/2002			3/22/2001		
	Result	RL	Qual	Result	RL	Qual	Result	RL	Qual	Result	RL	Qual	Result	RL	Qual	Result	RL	Qual	Result	RL	Qual
NATURAL ATTENUATION PARAMETERS																					
Methane RSK-175 (µg/L)	<	0.87	U	<	0.87	U	<	0.87	U	<	2	U	<	2	U	<	2	U	<	1	U
Total Kjeldahl Nitrogen USEPA 351.2 (mg/L)	<	1	U	<	1	U	<	1	U	0.91	0.2		<	0.42	U	0.55	0.4		0.411	0.1	J
Ammonia USEPA 350.1 (mg/L)	<	0.05	U	<	0.05	U	<	0.05	U	<	0.2	U	0.27	0.2		<	0.2	U	0.12	0.1	
Nitrate/Nitrite USEPA 353.2 (mg/L)	15	1	J	5	0.5	J	9.8	0.5		7.8	1	J	10	0.5	J	9.7	0.5		9.24	0.5	
Alkalinity SM 2320B (mg/L)	260	8		250	8		250	8		230	5		280	5		290	5		305	5	
Carbon Dioxide SM 2320B (mg/L)[1]	48	10		46	10		40	10		36	2		41	5		45	1		48.3	5	
Sulfate USEPA 9056A (mg/L)	<	1	U	<	1	U	<	1	U	<	1	U	<	1	U	<	1	U	<	1	U
Sulfide SM 9034 (mg/L)	2.4	1		2.6	1		2.6	1		2.3	1		3	1		3.6	1		<	5	U
Dissolved Organic Carbon SM 9060A (mg/L)	110	0.88		110	0.88		110	0.1		101	0.5		123	1	J	130	1		134	5	

Notes:
Analysis methods listed are accurate for most current sampling event. Previous analysis methods may be different.

[1]Carbon dioxide calculated from alkalinity results. Values for 2003 and 2004 were modified to be consistent with previous years' results.

< = less than reporting limit
µg/L = micrograms per liter
ID = identification number
J = estimated
LOQ = limit of quantification
mg/L = milligrams per liter
Qual = qualifier
RL = reporting limit
RSK = Robert S. Kerr Environmental Research Laboratory
SM = Standard Method
U = nondetect
USEPA = United States Environmental Protection Agency

TABLE E.2.1-40
CORNHUSKER ARMY AMMUNITION PLANT
WELL G0077-NATURAL ATTENUATION PARAMETERS

FIELD ID	G0077			G0077			G0077		
COLLECT DATE	3/23/2000			4/1/1999			6/30/1998		
	Result	RL	Qual	Result	RL	Qual	Result	RL	Qual
NATURAL ATTENUATION PARAMETERS									
Methane RSK-175 (µg/L)	<	1	U	0.802	1	J	<	1	U
Total Kjeldahl Nitrogen USEPA 351.2 (mg/L)	1.29	0.1		1.64	0.1		<	0.1	U
Ammonia USEPA 350.1 (mg/L)	0.272	0.1		1.55	0.1		0.738	0.1	
Nitrate/Nitrite USEPA 353.2 (mg/L)	8.27	1		4.8	1		10.1	1	
Alkalinity SM 2320B (mg/L)	215	5		220	5		210	5	
Carbon Dioxide SM 2320B (mg/L)[1]	31.6	2		35.4	5		61.8	2	
Sulfate USEPA 9056A (mg/L)	<	1	U	<	1	U	<	1	U
Sulfide SM 9034 (mg/L)	<	5	U	6.3	5		10.8	5	
Dissolved Organic Carbon SM 9060A (mg/L)	94.6	2.2		96.8	2.2		92.4	2.2	

Notes:
Analysis methods listed are accurate for most current sampling event. Previous analysis methods may be different.

[1]Carbon dioxide calculated from alkalinity results. Values for 2003 and 2004 were modified to be consistent with previous years' results.

< = less than reporting limit
µg/L = micrograms per liter
ID = identification number
J = estimated
LOQ = limit of quantification
mg/L = milligrams per liter
Qual = qualifier
RL = reporting limit
RSK = Robert S. Kerr Environmental Research Laboratory
SM = Standard Method
U = nondetect
USEPA = United States Environmental Protection Agency

TABLE E.2.1-41
CORNHUSKER ARMY AMMUNITION PLANT
WELL G0078-NATURAL ATTENUATION PARAMETERS

FIELD ID	G0078					G0078					G0078					G0078				
COLLECT DATE	3/20/2018					4/1/2017					8/9/2016					8/12/2015				
	Result	Qual	DL	LOD	LOQ	Result	Qual	DL	LOD	LOQ	Result	DL	LOD	LOQ	Qual	Result	DL	LOD	LOQ	Qual
NATURAL ATTENUATION PARAMETERS																				
Methane RSK-175 (µg/L)	150	J	0.22	0.8	5	200		0.22	0.8	5	170	0.22	0.80	5.0		150	0.22	0.8	5	
Total Kjeldahl Nitrogen USEPA 351.2 (mg/L)	<	U	0.18	0.5	1	<	U	0.18	0.5	1	1.7	0.18	0.50	1.0		<	0.18	0.5	1	U
Ammonia USEPA 350.1 (mg/L)	0.06	J	0.02	0.05	0.1	0.066	J	0.022	0.05	0.1	0.062	0.022	0.050	0.10	J	0.1	0.022	0.05	0.1	
Nitrate/Nitrite USEPA 353.2 (mg/L)	<	U	0.02	0.05	0.1	<	U	0.019	0.05	0.1	<	0.019	0.050	0.10	U	<	0.019	0.05	0.1	U
Alkalinity SM 2320B (mg/L)	360		1.1	3.2	5	340		1.1	3.2	5	340	1.1	3.2	5.0		340	1.1	3.2	5	
Carbon Dioxide SM 2320B (mg/L)[1]	260		1.2	2.5	25	270		1.2	2.5	25	260	1.2	2.5	25		270	1.2	2.5	25	
Sulfate USEPA 9056A (mg/L)	<	U	0.79	1.9	4	<	U	0.79	1.9	4	<	0.79	1.9	4.0	U	<	0.79	1.9	4	U
Sulfide SM 9034 (mg/L)	2.6		0.16	0.5	1	2.5		0.16	0.5	1	2.5	0.16	0.50	1.0		2.4	0.16	0.5	1	
Dissolved Organic Carbon SM 9060A (mg/L)	160		1.1	3.2	5	151.1		1.1	3.2	5	151.1	1.1	3.2	5.0		151.1	1.1	3.2	5	

Notes:
Analysis methods listed are accurate for most current sampling event. Previous analysis methods may be different.

[1]Carbon dioxide calculated from alkalinity results. Values for 2003 and 2004 were modified to be consistent with previous years' results.

< = less than reporting limit
µg/L = micrograms per liter
ID = identification number
J = estimated
LOQ = limit of quantification
mg/L = milligrams per liter
Qual = qualifier
RL = reporting limit
RSK = Robert S. Kerr Environmental Research Laboratory
SM = Standard Method
U = nondetect
USEPA = United States Environmental Protection Agency

TABLE E.2.1-41
CORNHUSKER ARMY AMMUNITION PLANT
WELL G0078-NATURAL ATTENUATION PARAMETERS

FIELD ID	G0078			G0078			G0078			G0078			G0078			G0078			G0078		
COLLECT DATE	8/14/2014			3/13/2013			3/12/2012			3/14/2011			3/16/2010			3/13/2009			3/13/2008		
	Result	LOQ	Qual	Result	RL	Qual	Result	RL	Qual	Result	RL	Qual	Result	RL	Qual	Result	RL	Qual	Result	RL	Qual
NATURAL ATTENUATION PARAMETERS																					
Methane RSK-175 (µg/L)	110	5		51	5		27	5		<	5	UJ	1.2	5	J	0.76	0.31		<	1.7	U
Total Kjeldahl Nitrogen USEPA 351.2 (mg/L)	<	1	U	0.489	1	J	<	1	UJ	<	1	UJ	0.12	1	J	<	1	U	1.2	1	
Ammonia USEPA 350.1 (mg/L)	0.1	0.1		0.569	0.25		0.188	0.25	J	0.239	0.25	J	0.046	0.1	J	<	0.05	U	0.28	0.05	
Nitrate/Nitrite USEPA 353.2 (mg/L)	<	0.1	U	0.006	0.1	J	<	0.1	U	<	0.1	UJ	<	0.1	U	<	0.05	U	<	0.05	U
Alkalinity SM 2320B (mg/L)	330	5		344	1.25		290	1.25		275	1		290	5		270	20		310	4	
Carbon Dioxide SM 2320B (mg/L)[1]	240	25		21.6	1		189	5		168	5		120	25		110	20		91	10	
Sulfate USEPA 9056A (mg/L)	1.4	4	J	0.2	2	J	0.6	2	J	<	2	U	<	1	U	<	1	U	<	1	U
Sulfide SM 9034 (mg/L)	2.4	1		2.66	1		2.52	1		2.17	1		1.3	1		2	1		1.8	1	
Dissolved Organic Carbon SM 9060A (mg/L)	146.7	5		153	10		128.9	1.25		122	0.4		130	2.2		120	0.22		136	1.8	

Notes:
Analysis methods listed are accurate for most current sampling event. Previous analysis methods may be different.

[1]Carbon dioxide calculated from alkalinity results. Values for 2003 and 2004 were modified to be consistent with previous years' results.

< = less than reporting limit
µg/L = micrograms per liter
ID = identification number
J = estimated
LOQ = limit of quantification
mg/L = milligrams per liter
Qual = qualifier
RL = reporting limit
RSK = Robert S. Kerr Environmental Research Laboratory
SM = Standard Method
U = nondetect
USEPA = United States Environmental Protection Agency

TABLE E.2.1-41
CORNHUSKER ARMY AMMUNITION PLANT
WELL G0078-NATURAL ATTENUATION PARAMETERS

FIELD ID	G0078			G0078			G0078			G0078			G0078			G0078			G0078		
COLLECT DATE	3/12/2007			3/14/2006			3/15/2005			3/15/2004			3/18/2003			3/20/2002			3/22/2001		
	Result	RL	Qual	Result	RL	Qual	Result	RL	Qual	Result	RL	Qual	Result	RL	Qual	Result	RL	Qual	Result	RL	Qual
NATURAL ATTENUATION PARAMETERS																					
Methane RSK-175 (µg/L)	1.1	0.87		0.68	0.87	J	1.6	0.87		<	2	U	<	2	U	<	2	U	<	1	U
Total Kjeldahl Nitrogen USEPA 351.2 (mg/L)	<	1	U	<	1	U	1.3	1		0.2	0.2		<	0.3	U	0.37	0.4	J	0.236	0.1	
Ammonia USEPA 350.1 (mg/L)	<	0.05	U	<	0.05	U	<	0.05	U	<	0.2	U	0.18	0.2	J	<	0.2	U	<	0.1	U
Nitrate/Nitrite USEPA 353.2 (mg/L)	<	0.05	U	<	0.05	U	<	0.05	U	0.1	0.1		<	0.1	U	<	0.1	U	<	0.5	U
Alkalinity SM 2320B (mg/L)	260	8		250	8		240	8		220	5		230	5		220	5		203	5	
Carbon Dioxide SM 2320B (mg/L)[1]	35	10		60	10		51	10		48	2		48	5		42	5		45.6	5	
Sulfate USEPA 9056A (mg/L)	<	1	U	<	1	U	<	1	U	<	1	U	<	1	U	<	1	U	<	1	U
Sulfide SM 9034 (mg/L)	1.3	1		1.3	1		1.2	1		<	1.2	U	1.3	1		1.8	1		<	5	U
Dissolved Organic Carbon SM 9060A (mg/L)	120	0.88		110	0.88		100	0.1		97	0.2		101	1		97	1		89.3	5	

Notes:
Analysis methods listed are accurate for most current sampling event. Previous analysis methods may be different.

[1]Carbon dioxide calculated from alkalinity results. Values for 2003 and 2004 were modified to be consistent with previous years' results.

< = less than reporting limit
µg/L = micrograms per liter
ID = identification number
J = estimated
LOQ = limit of quantification
mg/L = milligrams per liter
Qual = qualifier
RL = reporting limit
RSK = Robert S. Kerr Environmental Research Laboratory
SM = Standard Method
U = nondetect
USEPA = United States Environmental Protection Agency

TABLE E.2.1-41
CORNHUSKER ARMY AMMUNITION PLANT
WELL G0078-NATURAL ATTENUATION PARAMETERS

FIELD ID	G0078			G0078			G0078		
COLLECT DATE	3/23/2000			4/1/1999			6/30/1998		
	Result	RL	Qual	Result	RL	Qual	Result	RL	Qual
NATURAL ATTENUATION PARAMETERS									
Methane RSK-175 (µg/L)	<	1	U	0.579	1	J	1.68	1	
Total Kjeldahl Nitrogen USEPA 351.2 (mg/L)	0.113	0.1		0.283	0.1		<	0.1	U
Ammonia USEPA 350.1 (mg/L)	<	0.1	U	<	0.1	U	<	0.1	U
Nitrate/Nitrite USEPA 353.2 (mg/L)	<	1	U	<	1	U	<	1	U
Alkalinity SM 2320B (mg/L)	228	5		246	5		225	5	
Carbon Dioxide SM 2320B (mg/L)[1]	34.5	2		35.7	5		39	0.2	
Sulfate USEPA 9056A (mg/L)	<	1	U	<	1	U	<	1	U
Sulfide SM 9034 (mg/L)	<	5	U	<	5	U	10.2	5	
Dissolved Organic Carbon SM 9060A (mg/L)	100	2.2		108	2.2		99	2.2	

Notes:
Analysis methods listed are accurate for most current sampling event. Previous analysis methods may be different.

[1]Carbon dioxide calculated from alkalinity results. Values for 2003 and 2004 were modified to be consistent with previous years' results.

< = less than reporting limit
µg/L = micrograms per liter
ID = identification number
J = estimated
LOQ = limit of quantification
mg/L = milligrams per liter
Qual = qualifier
RL = reporting limit
RSK = Robert S. Kerr Environmental Research Laboratory
SM = Standard Method
U = nondetect
USEPA = United States Environmental Protection Agency

TABLE E.2.1-42
CORNHUSKER ARMY AMMUNITION PLANT
WELL G0079-NATURAL ATTENUATION PARAMETERS

FIELD ID	G0079			G0079			G0079			G0079			G0079			G0079			G0079		
COLLECT DATE	None			None			None			None			None			None			3/12/2012		
	Result	RL	Qual	Result	RL	Qual	Result	RL	Qual	Result	RL	Qual	Result	RL	Qual	Result	RL	Qual	Result	RL	Qual
NATURAL ATTENUATION PARAMETERS																					
Methane RSK-175 (µg/L)																			4.2	5	J
Total Kjeldahl Nitrogen USEPA 351.2 (mg/L)																			<	1	UJ
Ammonia USEPA 350.1 (mg/L)	**No 2018 Sample**			**No 2017 Sample**			**No 2016 Sample**			**No 2015 Sample**			**No 2014 Sample**			**No 2013 Sample**			<	0.25	UJ
Nitrate/Nitrite USEPA 353.2 (mg/L)	**Well Dry**			**Well Dry**			**Well Dry**			**Well Dry**			**Well Dry**			**Well Dry**			1.85	0.1	
Alkalinity SM 2320B (mg/L)																			210	1.25	
Carbon Dioxide SM 2320B (mg/L)[1]																			40.8	1	
Sulfate USEPA 9056A (mg/L)																			0.4	2	J
Sulfide SM 9034 (mg/L)																			<	1	U
Dissolved Organic Carbon SM 9060A (mg/L)																			93.33	1.25	

Notes:
Analysis methods listed are accurate for most current sampling event. Previous analysis methods may be different.

[1]Carbon dioxide calculated from alkalinity results. Values for 2003 and 2004 were modified to be consistent with previous years' results.

< = less than reporting limit
µg/L = micrograms per liter
ID = identification number
J = estimated
LOQ = limit of quantification
mg/L = milligrams per liter
Qual = qualifier
RL = reporting limit
RSK = Robert S. Kerr Environmental Research Laboratory
SM = Standard Method
U = nondetect
USEPA = United States Environmental Protection Agency

TABLE E.2.1-42
CORNHUSKER ARMY AMMUNITION PLANT
WELL G0079-NATURAL ATTENUATION PARAMETERS

FIELD ID	G0079			G0079			G0079			G0079			G0079			G0079			G0079		
COLLECT DATE	3/15/2011			3/15/2010			3/16/2009			None			None			None			None		
	Result	RL	Qual	Result	RL	Qual	Result	RL	Qual	Result	RL	Qual	Result	RL	Qual	Result	RL	Qual	Result	RL	Qual
NATURAL ATTENUATION PARAMETERS																					
Methane RSK-175 (µg/L)	23	5		960	10		<	0.31	U												
Total Kjeldahl Nitrogen USEPA 351.2 (mg/L)	<	1	UJ	<	1	U	<	1	U												
Ammonia USEPA 350.1 (mg/L)	<	0.25	UJ	0.04	0.1	J	<	0.05	U	**No 2008 Sample**			**No 2007 Sample**			**No 2006 Sample**			**No 2005 Sample**		
Nitrate/Nitrite USEPA 353.2 (mg/L)	1.16	0.1		0.87	0.1		0.61	0.05		**Well Dry**			**Well Dry**			**Well Dry**			**Well Dry**		
Alkalinity SM 2320B (mg/L)	160	1		160	5		160	20													
Carbon Dioxide SM 2320B (mg/L)[1]	30.5	1		25	5		75	20													
Sulfate USEPA 9056A (mg/L)	<	2	U	5.8	1		<	1	U												
Sulfide SM 9034 (mg/L)	2.57	1		2	1		3.1	1													
Dissolved Organic Carbon SM 9060A (mg/L)	71	0.4		71	2.2		72	0.22													

Notes:
Analysis methods listed are accurate for most current sampling event. Previous analysis methods may be different.

[1]Carbon dioxide calculated from alkalinity results. Values for 2003 and 2004 were modified to be consistent with previous years' results.

< = less than reporting limit
µg/L = micrograms per liter
ID = identification number
J = estimated
LOQ = limit of quantification
mg/L = milligrams per liter
Qual = qualifier
RL = reporting limit
RSK = Robert S. Kerr Environmental Research Laboratory
SM = Standard Method
U = nondetect
USEPA = United States Environmental Protection Agency

TABLE E.2.1-42
CORNHUSKER ARMY AMMUNITION PLANT
WELL G0079-NATURAL ATTENUATION PARAMETERS

FIELD ID	G0079			G0079			G0079			G0079			G0079		
COLLECT DATE	None			None			3/21/2002			3/22/2001			3/23/2000		
	Result	RL	Qual	Result	RL	Qual	Result	RL	Qual	Result	RL	Qual	Result	RL	Qual
NATURAL ATTENUATION PARAMETERS															
Methane RSK-175 (µg/L)							<	2	U	<	1	U	<	1	U
Total Kjeldahl Nitrogen USEPA 351.2 (mg/L)							<	0.4	U	0.126	0.1		<	0.1	U
Ammonia USEPA 350.1 (mg/L)	**No 2004 Sample**			**No 2003 Sample**			0.09	0.2	J	<	0.1	U	<	0.1	U
Nitrate/Nitrite USEPA 353.2 (mg/L)	**Well Dry**			**Well Dry**			3.6	0.1		12	0.5		4.54	1	
Alkalinity SM 2320B (mg/L)							240	5		238	5		218	5	
Carbon Dioxide SM 2320B (mg/L)[1]							30	5		35.1	5		31.8	2	
Sulfate USEPA 9056A (mg/L)							1.3	1		<	1	U	<	1	U
Sulfide SM 9034 (mg/L)							3.5	1		<	5	U	6..8	5	
Dissolved Organic Carbon SM 9060A (mg/L)							110	1		105	5		95.9	2.2	

Notes:
Analysis methods listed are accurate for most current sampling event. Previous analysis methods may be different.

[1]Carbon dioxide calculated from alkalinity results. Values for 2003 and 2004 were modified to be consistent with previous years' results.

< = less than reporting limit
µg/L = micrograms per liter
ID = identification number
J = estimated
LOQ = limit of quantification
mg/L = milligrams per liter
Qual = qualifier
RL = reporting limit
RSK = Robert S. Kerr Environmental Research Laboratory
SM = Standard Method
U = nondetect
USEPA = United States Environmental Protection Agency

TABLE E.2.1-43
CORNHUSKER ARMY AMMUNITION PLANT
WELL G0080-NATURAL ATTENUATION PARAMETERS

FIELD ID	G0080					G0080					G0080					G0080				
COLLECT DATE	3/20/2018					3/30/2017					8/16/2016					8/5/2015				
	Result	Qual	DL	LOD	LOQ	Result	Qual	DL	LOD	LOQ	Result	DL	LOD	LOQ	Qual	Result	DL	LOD	LOQ	Qual
NATURAL ATTENUATION PARAMETERS																				
Methane RSK-175 (µg/L)	35		0.22	0.8	5	24		0.22	0.8	5	8.9	0.22	0.80	5.0		100	0.22	0.8	5	
Total Kjeldahl Nitrogen USEPA 351.2 (mg/L)	0.75	U	0.18	0.5	1	<	U	0.18	0.5	1	0.23	0.18	0.50	1.0	J	<	0.18	0.5	1	U
Ammonia USEPA 350.1 (mg/L)	0.59		0.02	0.5	0.1	0.049	J	0.022	0.05	0.1	<	0.022	0.050	0.10	U	0.26	0.022	0.05	0.1	
Nitrate/Nitrite USEPA 353.2 (mg/L)	2.5		0.02	0.05	0.1	2.2		0.019	0.05	0.1	1.8	0.019	0.050	0.10		1.9	0.019	0.05	0.1	
Alkalinity SM 2320B (mg/L)	310		1.1	0.05	5	360		1.1	3.2	5	190	1.1	3.2	5.0		240	1.1	3.2	5	
Carbon Dioxide SM 2320B (mg/L)[1]	100	U	0.23	1.9	5	90		0.23	0.5	5	110	0.23	0.50	5.0		86	0.23	0.5	5	
Sulfate USEPA 9056A (mg/L)	<		0.79	3.2	4	<	U	0.79	1.9	4	<	0.79	1.9	4.0	U	<	0.79	1.9	4	U
Sulfide SM 9034 (mg/L)	2.4		0.16	0.5	1	2.2		0.16	0.5	1	3.2	0.16	0.50	1.0		2.3	0.16	0.5	1	
Dissolved Organic Carbon SM 9060A (mg/L)	138		1.1	3.2	5	115.6		1.1	3.2	5	84.44	1.1	3.2	5.0		106.7	1.1	3.2	5	

Notes:
Analysis methods listed are accurate for most current sampling event. Previous analysis methods may be different.

[1]Carbon dioxide calculated from alkalinity results. Values for 2003 and 2004 were modified to be consistent with previous years' results.

< = less than reporting limit
µg/L = micrograms per liter
ID = identification number
J = estimated
LOQ = limit of quantification
mg/L = milligrams per liter
Qual = qualifier
RL = reporting limit
RSK = Robert S. Kerr Environmental Research Laboratory
SM = Standard Method
U = nondetect
USEPA = United States Environmental Protection Agency

TABLE E.2.1-43
CORNHUSKER ARMY AMMUNITION PLANT
WELL G0080-NATURAL ATTENUATION PARAMETERS

FIELD ID	G0080			G0080			G0080			G0080			G0080			G0080		
COLLECT DATE	8/19/2014			3/13/2013			3/12/2012			3/15/2011			3/15/2010			3/17/2009		
	Result	LOQ	Qual	Result	RL	Qual	Result	RL	Qual	Result	RL	Qual	Result	RL	Qual	Result	RL	Qual
NATURAL ATTENUATION PARAMETERS																		
Methane RSK-175 (µg/L)	9.1	5		200	5		300	25		190	5		2900	50		400	0.31	
Total Kjeldahl Nitrogen USEPA 351.2 (mg/L)	0.2	1	J	0.191	1	J	<	1	UJ	<	1	UJ	<	1	U	<	1	U
Ammonia USEPA 350.1 (mg/L)	<	0.1	U	0.659	0.25		<	0.25	UJ	<	0.25	UJ	0.041	0.1	J	<	0.05	U
Nitrate/Nitrite USEPA 353.2 (mg/L)	2.9	0.1		1.71	0.1		1.1	0.1		2.56	0.1		3.3	0.1		4.5	0.5	
Alkalinity SM 2320B (mg/L)	170	5		308	1.25		270	1.25		255	1		260	5		250	20	
Carbon Dioxide SM 2320B (mg/L)[1]	42	5		99.4	5		112	5		112	5		94	25		63	20	J
Sulfate USEPA 9056A (mg/L)	<	4	U	<	2	U	0.4	2	J	0.2	2	J	6.2	1		<	1	U
Sulfide SM 9034 (mg/L)	2.9	1		2.11	1		<	1	U	2.23	1		1.4	1		2.2	1	J
Dissolved Organic Carbon SM 9060A (mg/L)	75.56	5		137	10		120	1.25		113	0.4		110	2.2		110	0.22	

Notes:
Analysis methods listed are accurate for most current sampling event. Previous analysis methods may be different.

[1]Carbon dioxide calculated from alkalinity results. Values for 2003 and 2004 were modified to be consistent with previous years' results.

< = less than reporting limit
µg/L = micrograms per liter
ID = identification number
J = estimated
LOQ = limit of quantification
mg/L = milligrams per liter
Qual = qualifier
RL = reporting limit
RSK = Robert S. Kerr Environmental Research Laboratory
SM = Standard Method
U = nondetect
USEPA = United States Environmental Protection Agency

TABLE E.2.1-44
CORNHUSKER ARMY AMMUNITION PLANT
WELL G0081-NATURAL ATTENUATION PARAMETERS

FIELD ID	G0081					G0081					G0081					G0081				
COLLECT DATE	3/21/2018					3/30/2017					8/11/2016					8/17/2015				
	Result	Qual	DL	LOD	LOQ	Result	Qual	DL	LOD	LOQ	Result	DL	LOD	LOQ	Qual	Result	DL	LOD	LOQ	Qual
NATURAL ATTENUATION PARAMETERS																				
Methane RSK-175 (µg/L)	9200		0.22	0.8	5	7300		0.22	0.8	5	11000	0.22	0.80	5.0		11000	0.22	0.8	5	
Total Kjeldahl Nitrogen USEPA 351.2 (mg/L)	<	U	0.18	0.5	1	<	U	0.18	0.5	1	0.77	0.18	0.50	1.0	J	0.89	0.18	0.5	1	J
Ammonia USEPA 350.1 (mg/L)	0.27	J	0.02	0.05	0.1	0.47		0.022	0.05	0.1	0.59	0.022	0.050	0.10		0.69	0.022	0.05	0.1	
Nitrate/Nitrite USEPA 353.2 (mg/L)	<	U	0.02	0.05	0.1	0.2		0.019	0.05	0.1	1.3	0.019	0.050	0.10		1.1	0.019	0.05	0.1	
Alkalinity SM 2320B (mg/L)	460		1.1	3.2	5	380		1.1	3.2	5	400	1.1	3.2	5.0		350	1.1	3.2	5	
Carbon Dioxide SM 2320B (mg/L)[1]	50		0.23	0.5	5	85		0.23	0.5	5	57	0.23	0.50	5.0		66	0.23	0.5	5	
Sulfate USEPA 9056A (mg/L)	<	U	0.79	1.9	4	<	U	0.79	1.9	4	<	0.79	1.9	4.0	U	<	0.79	1.9	4	U
Sulfide SM 9034 (mg/L)	10		0.16	0.5	1	6.8		0.16	0.5	1	5.6	0.16	0.50	1.0		4.6	0.16	0.5	1	
Dissolved Organic Carbon SM 9060A (mg/L)	204		1.1	3.2	5	168.9		1.1	3.2	5	177.8	1.1	3.2	5.0		155.6	1.1	3.2	5	

Notes:
Analysis methods listed are accurate for most current sampling event. Previous analysis methods may be different.

[1]Carbon dioxide calculated from alkalinity results. Values for 2003 and 2004 were modified to be consistent with previous years' results.

< = less than reporting limit
µg/L = micrograms per liter
ID = identification number
J = estimated
LOQ = limit of quantification
mg/L = milligrams per liter
Qual = qualifier
RL = reporting limit
RSK = Robert S. Kerr Environmental Research Laboratory
SM = Standard Method
U = nondetect
USEPA = United States Environmental Protection Agency

TABLE E.2.1-44
CORNHUSKER ARMY AMMUNITION PLANT
WELL G0081-NATURAL ATTENUATION PARAMETERS

FIELD ID	G0081			G0081			G0081			G0081			G0081			G0081		
COLLECT DATE	8/19/2014			3/14/2013			3/12/2012			3/15/2011			3/15/2010			3/17/2009		
	Result	LOQ	Qual	Result	RL	Qual	Result	RL	Qual	Result	RL	Qual	Result	RL	Qual	Result	RL	Qual
NATURAL ATTENUATION PARAMETERS																		
Methane RSK-175 (µg/L)	7000	5		3400	100		1900	100		900	50		230	5		16	0.31	
Total Kjeldahl Nitrogen USEPA 351.2 (mg/L)	0.39	1	J	1.35	1	J	<	1	UJ	2.61	1		2.1	1		2	1	
Ammonia USEPA 350.1 (mg/L)	0.85	0.1		1.24	0.25		1.17	0.25		1.99	0.25		1.9	0.1		2.2	0.1	
Nitrate/Nitrite USEPA 353.2 (mg/L)	2.3	0.1		1.12	0.1		0.99	0.1		0.996	0.1		2.4	0.1		3.9	0.5	
Alkalinity SM 2320B (mg/L)	280	5		300	1.25		280	1.25		235	1		260	5		240	20	
Carbon Dioxide SM 2320B (mg/L)[1]	62	5		64.4	1		64.5	1		94.7	5		55	25		80	20	
Sulfate USEPA 9056A (mg/L)	<	4	U	0.401	2	J	0.4	2	J	0.2	2	J	4.6	1		<	1	U
Sulfide SM 9034 (mg/L)	3.8	1		3.11	1		3.67	1		2.62	1		1.7	1		2.1	1	
Dissolved Organic Carbon SM 9060A (mg/L)	124.4	5		133	10		124.4	1.25		104	0.4		120	2.2		100	0.22	

Notes:
Analysis methods listed are accurate for most current sampling event. Previous analysis methods may be different.

[1]Carbon dioxide calculated from alkalinity results. Values for 2003 and 2004 were modified to be consistent with previous years' results.

< = less than reporting limit
µg/L = micrograms per liter
ID = identification number
J = estimated
LOQ = limit of quantification
mg/L = milligrams per liter
Qual = qualifier
RL = reporting limit
RSK = Robert S. Kerr Environmental Research Laboratory
SM = Standard Method
U = nondetect
USEPA = United States Environmental Protection Agency

TABLE E.2.1-45
CORNHUSKER ARMY AMMUNITION PLANT
WELL G0082-NATURAL ATTENUATION PARAMETERS

FIELD ID	G0082					G0082					G0082					G0082				
COLLECT DATE	3/22/2018					3/31/2017					8/12/2016					8/17/2015				
	Result	Qual	DL	LOD	LOQ	Result	Qual	DL	LOD	LOQ	Result	DL	LOD	LOQ	Qual	Result	DL	LOD	LOQ	Qual
NATURAL ATTENUATION PARAMETERS																				
Methane RSK-175 (µg/L)	2900	J	0.22	0.8	5	3100		0.22	0.8	5	2900	0.22	0.80	5.0		2200	0.22	0.8	5	
Total Kjeldahl Nitrogen USEPA 351.2 (mg/L)	0.99	J	0.18	0.5	1	<	U	0.18	0.5	1	<	0.18	0.50	1.0	U	<	0.18	0.5	1	U
Ammonia USEPA 350.1 (mg/L)	0.03	J	0.02	0.05	0.1	0.082	J	0.022	0.05	0.1	0.081	0.022	0.050	0.10	J	0.072	0.022	0.05	0.1	J
Nitrate/Nitrite USEPA 353.2 (mg/L)	0.47		0.02	0.05	0.1	1.4		0.019	0.05	0.1	2.3	0.019	0.050	0.10		3.3	0.019	0.05	0.1	
Alkalinity SM 2320B (mg/L)	290		1.1	3.2	5	330		1.1	3.2	5	300	1.1	3.2	5.0		290	1.1	3.2	5	
Carbon Dioxide SM 2320B (mg/L)[1]	120		0.23	0.5	5	120		0.23	0.5	5	93	0.23	0.50	5.0		50	0.23	0.5	5	
Sulfate USEPA 9056A (mg/L)	<	U	10	10	10	<	U	0.79	1.9	4	<	0.79	1.9	4.0	U	<	0.79	1.9	4	U
Sulfide SM 9034 (mg/L)	4.1		0.16	0.5	1	4.4		0.16	0.5	1	4.0	0.16	0.50	1.0		3.7	0.16	0.05	1	J
Dissolved Organic Carbon SM 9060A (mg/L)	129		1.1	3.2	5	146.7		1.1	3.2	5	133.3	1.1	3.2	5.0		128.9	1.1	3.2	5	

Notes:
Analysis methods listed are accurate for most current sampling event. Previous analysis methods may be different.

[1]Carbon dioxide calculated from alkalinity results. Values for 2003 and 2004 were modified to be consistent with previous years' results.

< = less than reporting limit
µg/L = micrograms per liter
ID = identification number
J = estimated
LOQ = limit of quantification
mg/L = milligrams per liter
Qual = qualifier
RL = reporting limit
RSK = Robert S. Kerr Environmental Research Laboratory
SM = Standard Method
U = nondetect
USEPA = United States Environmental Protection Agency

TABLE E.2.1-45
CORNHUSKER ARMY AMMUNITION PLANT
WELL G0082-NATURAL ATTENUATION PARAMETERS

FIELD ID	G0082			G0082			G0082			G0082			G0082			G0082		
COLLECT DATE	8/19/2014			3/14/2013			3/12/2012			3/15/2011			3/15/2010			3/17/2009		
	Result	LOQ	Qual	Result	RL	Qual	Result	RL	Qual	Result	RL	Qual	Result	RL	Qual	Result	RL	Qual
NATURAL ATTENUATION PARAMETERS																		
Methane RSK-175 (µg/L)	770	5		2900	100		1300	100		440	25		850	10		1200	5.1	
Total Kjeldahl Nitrogen USEPA 351.2 (mg/L)	<	1	U	0.141	1	J	<	1	UJ	<	1	U	<	1	U	<	1	U
Ammonia USEPA 350.1 (mg/L)	0.023	0.1	J	0.395	0.25		0.186	0.25	J	<	0.25	UJ	<	0.1	U	<	0.05	U
Nitrate/Nitrite USEPA 353.2 (mg/L)	5.5	0.1		3.19	0.1		4.48	0.1		6.82	0.1		5	0.1		5.5	0.5	
Alkalinity SM 2320B (mg/L)	250	5		275	1.25		250	1.25		225	1		250	5		240	20	
Carbon Dioxide SM 2320B (mg/L)[1]	57	5		18.7	1		81.7	2		85.7	5		70	25		70	20	
Sulfate USEPA 9056A (mg/L)	<	4	U	0.401	2	J	0.6	2	J	0.2	2	J	<	1	U	<	1	U
Sulfide SM 9034 (mg/L)	2.8	1		2.64	1		2.83	1		2.52	1		1.8	1		2.4	1	
Dissolved Organic Carbon SM 9060A (mg/L)	111.1	5		122	10		111.1	1.25		100	0.4		110	2.2		100	0.22	

Notes:
Analysis methods listed are accurate for most current sampling event. Previous analysis methods may be different.

[1]Carbon dioxide calculated from alkalinity results. Values for 2003 and 2004 were modified to be consistent with previous years' results.

< = less than reporting limit
µg/L = micrograms per liter
ID = identification number
J = estimated
LOQ = limit of quantification
mg/L = milligrams per liter
Qual = qualifier
RL = reporting limit
RSK = Robert S. Kerr Environmental Research Laboratory
SM = Standard Method
U = nondetect
USEPA = United States Environmental Protection Agency

TABLE E.2.1-46
CORNHUSKER ARMY AMMUNITION PLANT
WELL G0083-NATURAL ATTENUATION PARAMETERS

FIELD ID	G0083					G0083					G0083					G0083				
COLLECT DATE	3/22/2018					3/30/2017					8/16/2016					8/12/2015				
	Result	Qual	DL	LOD	LOQ	Result	Qual	DL	LOD	LOQ	Result	DL	LOD	LOQ	Qual	Result	DL	LOD	LOQ	Qual
NATURAL ATTENUATION PARAMETERS																				
Methane RSK-175 (µg/L)	44	J	0.22	0.8	5	37		0.22	0.8	5	6.4	0.22	0.80	5.0		14	0.22	0.8	5	
Total Kjeldahl Nitrogen USEPA 351.2 (mg/L)	1.4	J	0.18	0.5	1	3.8		0.18	0.5	1	2.1	0.18	0.50	1.0	J	1.7	0.18	0.5	1	
Ammonia USEPA 350.1 (mg/L)	1		0.02	0.05	0.1	3.7		0.022	0.05	0.1	2.4	0.022	0.050	0.10		2.5	0.022	0.05	0.1	
Nitrate/Nitrite USEPA 353.2 (mg/L)	<	U	0.02	0.05	0.1	0.041	J	0.019	0.05	0.1	0.96	0.019	0.050	0.10		0.062	0.019	0.05	0.1	J
Alkalinity SM 2320B (mg/L)	460		1.1	3.2	5	370		1.1	3.2	5	320	1.1	3.2	5.0		300	1.1	3.2	5	
Carbon Dioxide SM 2320B (mg/L)[1]	220	J	1.2	2.5	25	260		1.2	2.5	25	150	0.23	0.50	5.0		210	1.2	2.5	25	
Sulfate USEPA 9056A (mg/L)	<	U	10	10	10	<	U	0.79	1.9	4	<	0.79	1.9	4.0	U	<	0.79	1.9	4	U
Sulfide SM 9034 (mg/L)	3.5		0.16	0.5	1	3.3		0.16	0.5	1	2.5	0.16	0.50	1.0		2.6	0.16	0.5	1	
Dissolved Organic Carbon SM 9060A (mg/L)	204		1.1	3.2	5	164.4		1.1	3.2	5	142.2	1.1	3.2	5.0		133.3	1.1	3.2	5	

Notes:
Analysis methods listed are accurate for most current sampling event. Previous analysis methods may be different.

[1]Carbon dioxide calculated from alkalinity results. Values for 2003 and 2004 were modified to be consistent with previous years' results.

< = less than reporting limit
µg/L = micrograms per liter
ID = identification number
J = estimated
LOQ = limit of quantification
mg/L = milligrams per liter
Qual = qualifier
RL = reporting limit
RSK = Robert S. Kerr Environmental Research Laboratory
SM = Standard Method
U = nondetect
USEPA = United States Environmental Protection Agency

TABLE E.2.1-46
CORNHUSKER ARMY AMMUNITION PLANT
WELL G0083-NATURAL ATTENUATION PARAMETERS

FIELD ID	G0083			G0083			G0083			G0083			G0083			G0083		
COLLECT DATE	8/8/2014			3/14/2013			3/13/2012			3/15/2011			3/17/2010			3/18/2009		
	Result	LOQ	Qual	Result	RL	Qual	Result	RL	Qual	Result	RL	Qual	Result	RL	Qual	Result	RL	Qual
NATURAL ATTENUATION PARAMETERS																		
Methane RSK-175 (µg/L)	19	5		38	5		120	5		620	25		1500	25		1000	0.31	
Total Kjeldahl Nitrogen USEPA 351.2 (mg/L)	1.2	1		5.35	1	J	9.1	1		8.94	1		5.8	1		5	1	
Ammonia USEPA 350.1 (mg/L)	2.3	0.1		3.37	0.25		5.38	0.25		7.58	0.25		4.9	0.1		4.7	0.25	
Nitrate/Nitrite USEPA 353.2 (mg/L)	0.53	0.1		0.716	0.1		<	0.1	U	<	0.1	UJ	<	0.1	U	0.81	0.05	
Alkalinity SM 2320B (mg/L)	320	5		275	1.25		340	1.25		345	1		310	5		350	20	
Carbon Dioxide SM 2320B (mg/L)[1]	170	5		34.3	1		140	10		96.7	5		140	25		83	20	
Sulfate USEPA 9056A (mg/L)	<	4	U	<	2	U	0.6	2	J	0.2	2	J	0.96	1	J	<	1	U
Sulfide SM 9034 (mg/L)	2.7	1		2.55	1		3.27	1		3.36	1		1.9	1		2.8	1	
Dissolved Organic Carbon SM 9060A (mg/L)	142.2	5		122	10		151.1	1.25		153	0.4		130	2.2		150	0.22	

Notes:
Analysis methods listed are accurate for most current sampling event. Previous analysis methods may be different.

[1]Carbon dioxide calculated from alkalinity results. Values for 2003 and 2004 were modified to be consistent with previous years' results.

< = less than reporting limit
µg/L = micrograms per liter
ID = identification number
J = estimated
LOQ = limit of quantification
mg/L = milligrams per liter
Qual = qualifier
RL = reporting limit
RSK = Robert S. Kerr Environmental Research Laboratory
SM = Standard Method
U = nondetect
USEPA = United States Environmental Protection Agency

TABLE E.2.1-47
CORNHUSKER ARMY AMMUNITION PLANT
WELL G0084-NATURAL ATTENUATION PARAMETERS

FIELD ID	G0084					G0084					G0084					G0084				
COLLECT DATE	3/20/2018					3/28/2017					8/9/2016					8/11/2015				
	Result	Qual	DL	LOD	LOQ	Result	Qual	DL	LOD	LOQ	Result	DL	LOD	LOQ	Qual	Result	DL	LOD	LOQ	Qual
NATURAL ATTENUATION PARAMETERS																				
Methane RSK-175 (µg/L)	18000	J	0.65	2.4	15	19000		0.44	1.6	5	17000	0.44	1.6	10		270	0.22	0.8	5	
Total Kjeldahl Nitrogen USEPA 351.2 (mg/L)	1.5	J	0.18	0.5	1	4.2		0.18	0.5	1	14	0.36	1.0	2.0		2.6	0.18	0.5	1	
Ammonia USEPA 350.1 (mg/L)	0.97		0.02	0.05	0.1	2.7	J	0.022	0.05	0.1	9.0	0.11	0.25	0.50		1.4	0.022	0.01	0.1	
Nitrate/Nitrite USEPA 353.2 (mg/L)	0.03	J	0.02	0.05	0.1	0.33		0.019	0.05	0.1	<	0.19	0.50	1.0	U	1.4	0.019	0.05	0.1	
Alkalinity SM 2320B (mg/L)	420		1.1	3.2	5	350		1.1	3.2	5	400	1.1	3.2	5.0		340	1.1	3.2	5	
Carbon Dioxide SM 2320B (mg/L)[1]	41		0.23	0.5	5	40		0.23	0.5	5	23	0.23	0.50	5.0		53	0.23	0.5	5	
Sulfate USEPA 9056A (mg/L)	<	U	0.79	1.9	4	1.2	J	0.79	1.9	4	<	0.79	1.9	4.0	U	<	0.79	1.9	4	U
Sulfide SM 9034 (mg/L)	5.1		0.16	0.5	1	6.7		0.16	0.5	1	150	0.78	2.5	5.0		23	0.16	0.5	1	
Dissolved Organic Carbon SM 9060A (mg/L)	187		1.1	3.2	5	155.6		1.1	3.2	5	177.8	1.1	3.2	5.0		151.1	1.1	3.2	5	

Notes:
Analysis methods listed are accurate for most current sampling event. Previous analysis methods may be different.

[1]Carbon dioxide calculated from alkalinity results. Values for 2003 and 2004 were modified to be consistent with previous years' results.

< = less than reporting limit
µg/L = micrograms per liter
ID = identification number
J = estimated
LOQ = limit of quantification
mg/L = milligrams per liter
Qual = qualifier
RL = reporting limit
RSK = Robert S. Kerr Environmental Research Laboratory
SM = Standard Method
U = nondetect
USEPA = United States Environmental Protection Agency

TABLE E.2.1-47
CORNHUSKER ARMY AMMUNITION PLANT
WELL G0084-NATURAL ATTENUATION PARAMETERS

FIELD ID	G0084			G0084			G0084			G0084			G0084			G0084		
COLLECT DATE	8/18/2014			3/18/2013			3/14/2012			3/14/2011			3/17/2010			3/14/2009		
	Result	LOQ	Qual	Result	RL	Qual	Result	RL	Qual	Result	RL	Qual	Result	RL	Qual	Result	RL	Qual
NATURAL ATTENUATION PARAMETERS																		
Methane RSK-175 (µg/L)	51	5		12	5		<	5	U	200	5		0.4	5	J	3.8	0.31	
Total Kjeldahl Nitrogen USEPA 351.2 (mg/L)	<	1	U	0.073	1	J	<	1	UJ	<	1	UJ	<	1	U	<	1	U
Ammonia USEPA 350.1 (mg/L)	<	0.1	U	0.157	0.25	J	<	0.25	U	<	0.25	UJ	0.071	0.1	J	<	0.05	U
Nitrate/Nitrite USEPA 353.2 (mg/L)	7.5	0.1		6.15	0.1		8.77	0.1		5.56	0.1		3.3	0.1		0.58	0.5	
Alkalinity SM 2320B (mg/L)	240	5		227	1.25		230	1.25		195	1		210	5		190	20	
Carbon Dioxide SM 2320B (mg/L)[1]	42	5		45.9	1		44.7	1		68.2	1		44	5		48	20	
Sulfate USEPA 9056A (mg/L)	<	4	U	0.802	2	J	0.8	2	J	0.4	2	J	1.1	1	J	<	1	U
Sulfide SM 9034 (mg/L)	2.4	6		2.19	1		2.86	1		2.26	1		<	1	U	2.4	1	
Dissolved Organic Carbon SM 9060A (mg/L)	106.7	5		122	10		102.2	1.25		87	0.4		91	2.2		84	0.22	

Notes:
Analysis methods listed are accurate for most current sampling event. Previous analysis methods may be different.

[1]Carbon dioxide calculated from alkalinity results. Values for 2003 and 2004 were modified to be consistent with previous years' results.

< = less than reporting limit
µg/L = micrograms per liter
ID = identification number
J = estimated
LOQ = limit of quantification
mg/L = milligrams per liter
Qual = qualifier
RL = reporting limit
RSK = Robert S. Kerr Environmental Research Laboratory
SM = Standard Method
U = nondetect
USEPA = United States Environmental Protection Agency

TABLE E.2.1-48
CORNHUSKER ARMY AMMUNITION PLANT
WELL G0085-NATURAL ATTENUATION PARAMETERS

FIELD ID	G0085					G0085					G0085					G0085				
COLLECT DATE	3/20/2018					3/28/2017					8/15/2016					8/11/2015				
	Result	Qual	DL	LOD	LOQ	Result	Qual	DL	LOD	LOQ	Result	DL	LOD	LOQ	Qual	Result	DL	LOD	LOQ	Qual
NATURAL ATTENUATION PARAMETERS																				
Methane RSK-175 (µg/L)	12000	J	0.22	0.8	5	18000		0.44	1.6	5	19000	0.44	1.6	10		5300	0.22	0.8	5	
Total Kjeldahl Nitrogen USEPA 351.2 (mg/L)	2	J	0.18	0.5	1	2.8		0.18	0.5	1	4.3	0.18	0.50	1.0		4.3	0.18	0.5	1	
Ammonia USEPA 350.1 (mg/L)	1.6		0.02	0.05	0.1	1.9	J	0.022	0.05	0.1	3.2	0.11	0.25	0.50		1.1	0.044	0.1	0.2	
Nitrate/Nitrite USEPA 353.2 (mg/L)	<	U	0.02	0.05	0.1	1.3		0.019	0.05	0.1	0.62	0.019	0.050	0.10		5.2	0.019	0.05	0.1	
Alkalinity SM 2320B (mg/L)	440		1.1	3.2	5	380		1.1	3.2	5	460	1.1	3.2	5.0		390	1.1	3.2	5	
Carbon Dioxide SM 2320B (mg/L)[1]	130		0.23	0.5	5	100		0.23	0.5	5	62	0.23	0.50	5.0		94	0.23	0.5	5	
Sulfate USEPA 9056A (mg/L)	<	U	0.79	1.9	4	1.2	J	0.79	1.9	4	<	0.79	1.9	4.0	U	<	0.79	1.9	4	U
Sulfide SM 9034 (mg/L)	5.1		0.16	0.5	1	5.8		0.16	0.5	1	30	0.16	0.50	1.0		250	0.93	3	6	
Dissolved Organic Carbon SM 9060A (mg/L)	196		1.1	3.2	5	168.9		1.1	3.2	5	204.4	1.1	3.2	5.0		173.3	1.1	3.2	5	

Notes:
Analysis methods listed are accurate for most current sampling event. Previous analysis methods may be different.

[1]Carbon dioxide calculated from alkalinity results. Values for 2003 and 2004 were modified to be consistent with previous years' results.

< = less than reporting limit
µg/L = micrograms per liter
ID = identification number
J = estimated
LOQ = limit of quantification
mg/L = milligrams per liter
Qual = qualifier
RL = reporting limit
RSK = Robert S. Kerr Environmental Research Laboratory
SM = Standard Method
U = nondetect
USEPA = United States Environmental Protection Agency

TABLE E.2.1-48
CORNHUSKER ARMY AMMUNITION PLANT
WELL G0085-NATURAL ATTENUATION PARAMETERS

FIELD ID	G0085			G0085			G0085			G0085			G0085			G0085		
COLLECT DATE	8/18/2014			3/21/2013			3/14/2012			3/11/2011			3/17/2010			3/14/2009		
	Result	LOQ	Qual	Result	RL	Qual	Result	RL	Qual	Result	RL	Qual	Result	RL	Qual	Result	RL	Qual
NATURAL ATTENUATION PARAMETERS																		
Methane RSK-175 (µg/L)	1300	5		2400	24		200	5		2000	50		7500	100		3200	5.1	
Total Kjeldahl Nitrogen USEPA 351.2 (mg/L)	<	1	U	<	1	U	0.181	1	J	0.421	1	J	<	1	U	<	1	U
Ammonia USEPA 350.1 (mg/L)	<	0.1	U	<	0.25	U	<	0.25	UJ	<	0.25	UJ	0.11	0.1	J	0.18	0.05	
Nitrate/Nitrite USEPA 353.2 (mg/L)	14	0.1		9.9	0.1		9.27	0.1		4.58	0.1		7.7	0.1		<	0.5	U
Alkalinity SM 2320B (mg/L)	300	5		430	1.25		250	1.25		225	1		320	5		260	20	
Carbon Dioxide SM 2320B (mg/L)[1]	65	5		63.3	1		72.2	1		84.8	5		60	25		66	20	
Sulfate USEPA 9056A (mg/L)	<	4	U	0.401	2	J	0.6	2	J	0.2	2	J	4	1		<	1	U
Sulfide SM 9034 (mg/L)	2.8	1		3.68	1		2.61	1		2.74	1		4.1	1		2.8	1	
Dissolved Organic Carbon SM 9060A (mg/L)	133.3	5		191	10		111.1	1.25		100	0.4		140	2.2		120	0.22	

Notes:
Analysis methods listed are accurate for most current sampling event. Previous analysis methods may be different.

[1]Carbon dioxide calculated from alkalinity results. Values for 2003 and 2004 were modified to be consistent with previous years' results.

< = less than reporting limit
µg/L = micrograms per liter
ID = identification number
J = estimated
LOQ = limit of quantification
mg/L = milligrams per liter
Qual = qualifier
RL = reporting limit
RSK = Robert S. Kerr Environmental Research Laboratory
SM = Standard Method
U = nondetect
USEPA = United States Environmental Protection Agency

TABLE E.2.1-49
CORNHUSKER ARMY AMMUNITION PLANT
WELL G0086-NATURAL ATTENUATION PARAMETERS

FIELD ID	G0086					G0086					G0086					G0086				
COLLECT DATE	3/19/2018					3/29/2017					8/11/2016					8/13/2015				
	Result	Qual	DL	LOD	LOQ	Result	Qual	DL	LOD	LOQ	Result	DL	LOD	LOQ	Qual	Result	DL	LOD	LOQ	Qual
NATURAL ATTENUATION PARAMETERS																				
Methane RSK-175 (µg/L)	9.5		0.22	0.8	5	220		0.22	0.8	5	180	0.22	0.80	5.0		390	0.22	0.8	5	
Total Kjeldahl Nitrogen USEPA 351.2 (mg/L)	<	U	0.18	0.5	1	<	U	0.18	0.5	1	<	0.18	0.50	1.0	UJ	<	0.18	0.5	1	U
Ammonia USEPA 350.1 (mg/L)	<	U	0.02	0.05	0.1	<	U	0.022	0.05	0.1	<	0.022	0.050	0.10	U	0.041	0.022	0.05	0.1	J
Nitrate/Nitrite USEPA 353.2 (mg/L)	5.4		0.02	0.05	0.1	2.9		0.019	0.05	0.1	3.8	0.019	0.050	0.10		4.2	0.038	0.1	0.2	
Alkalinity SM 2320B (mg/L)	240		1.1	3.2	5	250		1.1	3.2	5	240	1.1	3.2	5.0		230	1.1	3.2	5	
Carbon Dioxide SM 2320B (mg/L)[1]	140		0.23	0.5	5	130		0.23	0.5	5	130	0.23	0.50	5.0		110	0.23	0.5	5	
Sulfate USEPA 9056A (mg/L)	<	U	0.79	1.9	4	<	U	0.79	1.9	4	<	0.79	1.9	4.0	U	<	0.79	1.9	4	U
Sulfide SM 9034 (mg/L)	2.6		0.16	0.5	1	2.4		0.16	0.5	1	2.4	0.16	0.50	1.0		2.4	0.16	3	1	
Dissolved Organic Carbon SM 9060A (mg/L)	107		1.1	3.2	5	111.1		1.1	3.2	5	106.7	1.1	3.2	5.0		102.2	1.1	3.2	5	

Notes:
Analysis methods listed are accurate for most current sampling event. Previous analysis methods may be different.

[1]Carbon dioxide calculated from alkalinity results. Values for 2003 and 2004 were modified to be consistent with previous years' results.

< = less than reporting limit
µg/L = micrograms per liter
ID = identification number
J = estimated
LOQ = limit of quantification
mg/L = milligrams per liter
Qual = qualifier
RL = reporting limit
RSK = Robert S. Kerr Environmental Research Laboratory
SM = Standard Method
U = nondetect
USEPA = United States Environmental Protection Agency

TABLE E.2.1-49
CORNHUSKER ARMY AMMUNITION PLANT
WELL G0086-NATURAL ATTENUATION PARAMETERS

FIELD ID	G0086			G0086			G0086			G0086			G0086		
COLLECT DATE	8/15/2014			3/13/2013			3/13/2012			3/16/2011			3/17/2010		
	Result	LOQ	Qual	Result	RL	Qual	Result	RL	Qual	Result	RL	Qual	Result	RL	Qual
NATURAL ATTENUATION PARAMETERS															
Methane RSK-175 (µg/L)	920	5		1100	5		400	25		200	5		690	5	
Total Kjeldahl Nitrogen USEPA 351.2 (mg/L)	<	1	U	930	50		1.9	1	J	<	1	UJ	<	1	U
Ammonia USEPA 350.1 (mg/L)	0.024	0.1	J	0.227	0.25	J	0.198	0.25	J	<	0.25	UJ	0.054	0.1	J
Nitrate/Nitrite USEPA 353.2 (mg/L)	2.1	0.1		2.38	0.1		1.83	0.1		3.87	0.1		4.7	0.1	
Alkalinity SM 2320B (mg/L)	250	5		268	1.25		235	1.25		225	1		230	5	
Carbon Dioxide SM 2320B (mg/L)[1]	99	5		79.5	1		73.1	1		75	2		61	25	
Sulfate USEPA 9056A (mg/L)	<	4	U	0.401	2	J	0.6	2	J	0.4	2	J	5.5	1	
Sulfide SM 9034 (mg/L)	2.4	1		2.84	1		2.47	1		2.64	1		2	1	
Dissolved Organic Carbon SM 9060A (mg/L)	111.1	5		119	10		104.4	1.25		100	0.4		100	2.2	

Notes:
Analysis methods listed are accurate for most current sampling event. Previous analysis methods may be different.

[1]Carbon dioxide calculated from alkalinity results. Values for 2003 and 2004 were modified to be consistent with previous years' results.

< = less than reporting limit
µg/L = micrograms per liter
ID = identification number
J = estimated
LOQ = limit of quantification
mg/L = milligrams per liter
Qual = qualifier
RL = reporting limit
RSK = Robert S. Kerr Environmental Research Laboratory
SM = Standard Method
U = nondetect
USEPA = United States Environmental Protection Agency

TABLE E.2.1-50
CORNHUSKER ARMY AMMUNITION PLANT
WELL G0087-NATURAL ATTENUATION PARAMETERS

FIELD ID	G0087					G0087					G0087					G0087				
COLLECT DATE	3/19/2018					3/29/2017					8/9/2016					8/13/2015				
	Result	Qual	DL	LOD	LOQ	Result	Qual	DL	LOD	LOQ	Result	DL	LOD	LOQ	Qual	Result	DL	LOD	LOQ	Qual
NATURAL ATTENUATION PARAMETERS																				
Methane RSK-175 (µg/L)	0.92	J	0.22	0.8	5	3.7	J	0.22	0.8	5	17	0.22	0.80	5.0		2.5	0.22	0.8	5	J
Total Kjeldahl Nitrogen USEPA 351.2 (mg/L)	<	U	0.18	0.5	1	<	U	0.18	0.5	1	0.29	0.18	0.50	1.0	J	1.4	0.18	0.5	1	
Ammonia USEPA 350.1 (mg/L)	<	U	0.02	0.05	0.1	<	U	0.022	0.05	0.1	<	0.022	0.050	0.10	U	<	0.022	0.05	0.1	U
Nitrate/Nitrite USEPA 353.2 (mg/L)	0.98		0.02	0.05	0.1	1.6		0.019	0.05	0.1	0.32	0.019	0.050	0.10		1.5	0.019	0.05	0.1	
Alkalinity SM 2320B (mg/L)	240		1.1	3.2	5	240		1.1	3.2	5	210	1.1	3.2	5.0		210	1.1	3.2	5	
Carbon Dioxide SM 2320B (mg/L)[1]	94		0.23	0.5	5	75	J	0.23	0.5	5	56	0.23	0.50	5.0		64	0.23	0.5	5	
Sulfate USEPA 9056A (mg/L)	<	U	0.79	1.9	4	<	U	0.79	1.9	4	<	0.79	1.9	4.0	U	<	0.79	1.9	4	U
Sulfide SM 9034 (mg/L)	2.7		0.16	0.5	1	2.5		0.16	0.5	1	2.5	0.16	0.50	1.0		2.7	0.16	0.5	1	
Dissolved Organic Carbon SM 9060A (mg/L)	107		1.1	3.2	5	106.7		1.1	3.2	5	93.33	1.1	3.2	5.0		93.33	1.1	3.2	5	

Notes:
Analysis methods listed are accurate for most current sampling event. Previous analysis methods may be different.

[1]Carbon dioxide calculated from alkalinity results. Values for 2003 and 2004 were modified to be consistent with previous years' results.

< = less than reporting limit
µg/L = micrograms per liter
ID = identification number
J = estimated
LOQ = limit of quantification
mg/L = milligrams per liter
Qual = qualifier
RL = reporting limit
RSK = Robert S. Kerr Environmental Research Laboratory
SM = Standard Method
U = nondetect
USEPA = United States Environmental Protection Agency

TABLE E.2.1-50
CORNHUSKER ARMY AMMUNITION PLANT
WELL G0087-NATURAL ATTENUATION PARAMETERS

FIELD ID	G0087			G0087			G0087			G0087			G0087		
COLLECT DATE	8/19/2014			3/13/2013			3/13/2012			3/16/2011			3/17/2010		
	Result	LOQ	Qual	Result	RL	Qual	Result	RL	Qual	Result	RL	Qual	Result	RL	Qual
NATURAL ATTENUATION PARAMETERS															
Methane RSK-175 (µg/L)	<	5	U	13	5		40	5		240	5		3600	50	
Total Kjeldahl Nitrogen USEPA 351.2 (mg/L)	<	1	U	0.446	1	J	<	1	UJ	<	1	UJ	0.26	1	J
Ammonia USEPA 350.1 (mg/L)	0.025	0.1	J	0.467	0.25		0.196	0.25	J	<	0.25	UJ	0.042	0.1	J
Nitrate/Nitrite USEPA 353.2 (mg/L)	0.97	0.1		0.005	0.1	J	<	0.1	U	<	0.1	UJ	<	0.1	U
Alkalinity SM 2320B (mg/L)	240	5		228	1.25		180	1.25		155	1		210	5	
Carbon Dioxide SM 2320B (mg/L)[1]	71	5		48	1		52.7	1		60.6	1		34	5	
Sulfate USEPA 9056A (mg/L)	<	4	U	0.2	2	J	0.6	2	J	0.2	2	J	3.2	1	
Sulfide SM 9034 (mg/L)	2.8	1		3.05	1		2.77	1		2.87	1		2.1	1	
Dissolved Organic Carbon SM 9060A (mg/L)	106.7	5		101	10		80	1.25		69	0.4		92	2.2	

Notes:
Analysis methods listed are accurate for most current sampling event. Previous analysis methods may be different.

[1]Carbon dioxide calculated from alkalinity results. Values for 2003 and 2004 were modified to be consistent with previous years' results.

< = less than reporting limit
µg/L = micrograms per liter
ID = identification number
J = estimated
LOQ = limit of quantification
mg/L = milligrams per liter
Qual = qualifier
RL = reporting limit
RSK = Robert S. Kerr Environmental Research Laboratory
SM = Standard Method
U = nondetect
USEPA = United States Environmental Protection Agency

TABLE E.2.1-51
CORNHUSKER ARMY AMMUNITION PLANT
WELL G0088-NATURAL ATTENUATION PARAMETERS

FIELD ID	G0088					G0088					G0088					G0088				
COLLECT DATE	3/21/2018					3/31/2017					8/16/2016					8/14/2015				
	Result	Qual	DL	LOD	LOQ	Result	Qual	DL	LOD	LOQ	Result	DL	LOD	LOQ	Qual	Result	DL	LOD	LOQ	Qual
NATURAL ATTENUATION PARAMETERS																				
Methane RSK-175 (µg/L)	290	J	0.22	0.8	5	70		0.22	0.8	5	140	0.22	0.80	5.0		320	0.22	0.8	5	
Total Kjeldahl Nitrogen USEPA 351.2 (mg/L)	<	U	0.18	0.5	10	<	U	0.18	0.5	1	<	0.18	0.50	1.0	U	<	0.18	0.5	1	UJ
Ammonia USEPA 350.1 (mg/L)	0.02	J	0.02	0.05	0.1	<	U	0.022	0.05	0.1	0.025	0.022	0.050	0.10	J	<	0.022	0.05	0.1	UJ
Nitrate/Nitrite USEPA 353.2 (mg/L)	4.1		0.02	0.05	5	3.1		0.019	0.05	0.1	3.8	0.019	0.050	0.10		1.1	0.019	0.05	0.1	
Alkalinity SM 2320B (mg/L)	290		1.1	3.2	1	290		1.1	3.2	5	260	1.1	3.2	5.0		230	1.1	3.2	5	
Carbon Dioxide SM 2320B (mg/L)[1]	140		0.23	0.5	1	140		0.23	0.5	5	130	0.23	0.50	5.0		140	0.23	0.5	5	
Sulfate USEPA 9056A (mg/L)	<	UJ	10	10	10	<	U	0.79	1.9	4	<	0.79	1.9	4.0	U	<	0.79	1.9	4	U
Sulfide SM 9034 (mg/L)	2.4		0.16	0.5	5	2.4		0.16	0.5	1	2.7	0.16	0.50	1.0		2.3	0.16	0.5	1	
Dissolved Organic Carbon SM 9060A (mg/L)	129		1.1	3.2	5	128.9		1.1	3.2	5	115.6	1.1	3.2	5.0		102.2	1.1	3.2	5	

Notes:
Analysis methods listed are accurate for most current sampling event. Previous analysis methods may be different.

[1]Carbon dioxide calculated from alkalinity results. Values for 2003 and 2004 were modified to be consistent with previous years' results.

< = less than reporting limit
µg/L = micrograms per liter
ID = identification number
J = estimated
LOQ = limit of quantification
mg/L = milligrams per liter
Qual = qualifier
RL = reporting limit
RSK = Robert S. Kerr Environmental Research Laboratory
SM = Standard Method
U = nondetect
USEPA = United States Environmental Protection Agency

TABLE E.2.1-51
CORNHUSKER ARMY AMMUNITION PLANT
WELL G0088-NATURAL ATTENUATION PARAMETERS

FIELD ID	G0088			G0088			G0088			G0088			G0088		
COLLECT DATE	8/19/2014			3/14/2013			3/13/2012			3/14/2011			3/18/2010		
	Result	LOQ	Qual	Result	RL	Qual	Result	RL	Qual	Result	RL	Qual	Result	RL	Qual
NATURAL ATTENUATION PARAMETERS															
Methane RSK-175 (µg/L)	360	5		950	50		300	10		1500	50		340	5	
Total Kjeldahl Nitrogen USEPA 351.2 (mg/L)	<	1	U	0.389	1	J	1.5	1		<	1	UJ	0.21	1	J
Ammonia USEPA 350.1 (mg/L)	<	0.1	UJ	0.987	0.25		<	0.25	UJ	<	0.25	UJ	0.068	0.1	J
Nitrate/Nitrite USEPA 353.2 (mg/L)	4.1	0.1		1.57	0.1		<	0.1	U	0.692	0.1		3.7	0.1	J
Alkalinity SM 2320B (mg/L)	230	5		245	1.25		240	1.25		245	1		280	5	
Carbon Dioxide SM 2320B (mg/L)[1]	98	5		21.8	1		113	10		84.4	5		64	25	
Sulfate USEPA 9056A (mg/L)	<	4	U	<	2	U	0.6	2	J	0.4	2	J	1.2	1	
Sulfide SM 9034 (mg/L)	2.5	1		2.17	1		2.44	1		2.46	1		1.9	1	
Dissolved Organic Carbon SM 9060A (mg/L)	102.2	5		109	10		106.7	1.25		109	0.4		120	2.2	

Notes:
Analysis methods listed are accurate for most current sampling event. Previous analysis methods may be different.

[1]Carbon dioxide calculated from alkalinity results. Values for 2003 and 2004 were modified to be consistent with previous years' results.

< = less than reporting limit
µg/L = micrograms per liter
ID = identification number
J = estimated
LOQ = limit of quantification
mg/L = milligrams per liter
Qual = qualifier
RL = reporting limit
RSK = Robert S. Kerr Environmental Research Laboratory
SM = Standard Method
U = nondetect
USEPA = United States Environmental Protection Agency

TABLE E.2.1-52
CORNHUSKER ARMY AMMUNITION PLANT
WELL G0089-NATURAL ATTENUATION PARAMETERS

FIELD ID	G0089					G0089					G0089					G0089				
COLLECT DATE	3/22/2018					3/31/2017					8/8/2016					8/17/2015				
	Result	Qual	DL	LOD	LOQ	Result	Qual	DL	LOD	LOQ	Result	DL	LOD	LOQ	Qual	Result	DL	LOD	LOQ	Qual
NATURAL ATTENUATION PARAMETERS																				
Methane RSK-175 (µg/L)	9400		0.22	0.8	5	6100		0.22	0.8	5	6400	0.22	0.80	5.0		5000	0.22	0.8	5	
Total Kjeldahl Nitrogen USEPA 351.2 (mg/L)	0.85	J	0.18	0.5	1	<	U	0.18	0.5	1	1.0	0.18	0.50	1.0		0.42	0.18	0.5	1	J
Ammonia USEPA 350.1 (mg/L)	0.12	J	0.022	0.05	0.1	0.12		0.022	0.05	0.1	0.12	0.022	0.050	0.10		0.16	0.022	0.05	0.1	
Nitrate/Nitrite USEPA 353.2 (mg/L)	4.8		0.019	0.05	0.1	5.2		0.019	0.05	0.1	3.6	0.019	0.050	0.10		3.4	0.038	0.1	0.2	
Alkalinity SM 2320B (mg/L)	390		1.1	3.2	5	360		1.1	3.2	5	380	1.1	3.2	5.0		300	1.1	3.2	5	
Carbon Dioxide SM 2320B (mg/L)[1]	69		0.23	0.5	5	72		0.23	0.5	5	66	0.23	0.50	5.0		72	0.23	0.5	5	
Sulfate USEPA 9056A (mg/L)	<	U	10	10	10	<	U	0.79	1.9	4	<	0.79	1.9	4.0	U	<	0.79	1.9	4	U
Sulfide SM 9034 (mg/L)	5.7		0.16	0.5	1	4.8		0.16	0.5	1	5.8	0.16	0.50	1.0		3.6	0.16	0.5	1	
Dissolved Organic Carbon SM 9060A (mg/L)	173.3		1.1	3.2	5	160		1.1	3.2	5	168.9	1.1	3.2	5.0		133.3	1.1	3.2	5	

Notes:
Analysis methods listed are accurate for most current sampling event. Previous analysis methods may be different.

[1]Carbon dioxide calculated from alkalinity results. Values for 2003 and 2004 were modified to be consistent with previous years' results.

< = less than reporting limit
µg/L = micrograms per liter
ID = identification number
J = estimated
LOQ = limit of quantification
mg/L = milligrams per liter
Qual = qualifier
RL = reporting limit
RSK = Robert S. Kerr Environmental Research Laboratory
SM = Standard Method
U = nondetect
USEPA = United States Environmental Protection Agency

TABLE E.2.1-52
CORNHUSKER ARMY AMMUNITION PLANT
WELL G0089-NATURAL ATTENUATION PARAMETERS

FIELD ID	G0089			G0089			G0089			G0089			G0089		
COLLECT DATE	8/19/2014			3/14/2013			3/13/2012			3/14/2011			3/19/2010		
	Result	LOQ	Qual	Result	RL	Qual	Result	RL	Qual	Result	RL	Qual	Result	RL	Qual
NATURAL ATTENUATION PARAMETERS															
Methane RSK-175 (µg/L)	8200	5		2000	100		760	25		960	25		360	5	
Total Kjeldahl Nitrogen USEPA 351.2 (mg/L)	0.25	1	J	<	1	UJ	<	1	UJ	0.396	1	J	<	1	U
Ammonia USEPA 350.1 (mg/L)	0.2	0.1		0.999	0.25		0.351	0.25		0.206	0.25	J	0.15	0.1	
Nitrate/Nitrite USEPA 353.2 (mg/L)	2.4	0.1		4.45	0.1		4.55	0.1		3.11	0.1		6.4	0.1	
Alkalinity SM 2320B (mg/L)	300	5		235	1.25		260	1.25		240	1		240	5	
Carbon Dioxide SM 2320B (mg/L)[1]	63	5		68	1		60.8	1		64.8	1		56	25	
Sulfate USEPA 9056A (mg/L)	<	4	U	0.2	2	J	0.4	2	J	0.2	2	J	<	4	U
Sulfide SM 9034 (mg/L)	4.3	1		3.31	1		2.97	1		2.74	1		2	1	
Dissolved Organic Carbon SM 9060A (mg/L)	133.3	5		104	10		115.6	1.25		107	0.4		110	2.2	

Notes:
Analysis methods listed are accurate for most current sampling event. Previous analysis methods may be different.

[1]Carbon dioxide calculated from alkalinity results. Values for 2003 and 2004 were modified to be consistent with previous years' results.

< = less than reporting limit
µg/L = micrograms per liter
ID = identification number
J = estimated
LOQ = limit of quantification
mg/L = milligrams per liter
Qual = qualifier
RL = reporting limit
RSK = Robert S. Kerr Environmental Research Laboratory
SM = Standard Method
U = nondetect
USEPA = United States Environmental Protection Agency

TABLE E.2.1-53
CORNHUSKER ARMY AMMUNITION PLANT
WELL G0090-NATURAL ATTENUATION PARAMETERS

FIELD ID	G0090					G0090					G0090					G0090				
COLLECT DATE	3/22/2018					3/31/2017					8/12/2016					8/17/2015				
	Result	Qual	DL	LOD	LOQ	Result	Qual	DL	LOD	LOQ	Result	DL	LOD	LOQ	Qual	Result	DL	LOD	LOQ	Qual
NATURAL ATTENUATION PARAMETERS																				
Methane RSK-175 (µg/L)	870		0.22	0.8	5	790		0.22	0.8	5	580	0.22	0.80	5.0		1900	0.22	0.8	5	
Total Kjeldahl Nitrogen USEPA 351.2 (mg/L)	1.1		0.18	0.5	1	<	U	0.18	0.5	1	<	0.18	0.50	1.0	U	<	0.18	0.5	1	UJ
Ammonia USEPA 350.1 (mg/L)	<	U	0.02	0.05	0.1	0.036	J	0.022	0.05	0.1	<	0.022	0.050	0.10	U	<	0.022	0.05	0.1	U
Nitrate/Nitrite USEPA 353.2 (mg/L)	1.2		0.02	0.05	0.1	4.2		0.019	0.05	0.1	7.6	0.095	0.25	0.50		5.4	0.038	0.1	0.2	
Alkalinity SM 2320B (mg/L)	300		1.1	3.2	5	330		1.1	3.2	5	270	1.1	3.2	5.0		320	1.1	3.2	5	
Carbon Dioxide SM 2320B (mg/L)[1]	110		0.23	0.5	5	110		0.23	0.5	5	75	0.23	0.50	5.0		60	0.23	0.5	5	
Sulfate USEPA 9056A (mg/L)	<	U	10	10	10	<	U	0.79	1.9	4	<	0.79	1.9	4.0	U	<	0.79	1.9	4	U
Sulfide SM 9034 (mg/L)	4.4		0.16	0.5	1	4.4		0.16	0.5	1	3.2	0.16	0.50	1.0		3.5	0.16	0.5	1	
Dissolved Organic Carbon SM 9060A (mg/L)	133		1.1	3.2	5	146.7		1.1	3.2	5	120	1.1	3.2	5.0		142.2	1.1	3.2	5	

Notes:
Analysis methods listed are accurate for most current sampling event. Previous analysis methods may be different.

[1]Carbon dioxide calculated from alkalinity results. Values for 2003 and 2004 were modified to be consistent with previous years' results.

< = less than reporting limit
µg/L = micrograms per liter
ID = identification number
J = estimated
LOQ = limit of quantification
mg/L = milligrams per liter
Qual = qualifier
RL = reporting limit
RSK = Robert S. Kerr Environmental Research Laboratory
SM = Standard Method
U = nondetect
USEPA = United States Environmental Protection Agency

TABLE E.2.1-53
CORNHUSKER ARMY AMMUNITION PLANT
WELL G0090-NATURAL ATTENUATION PARAMETERS

FIELD ID	G0090			G0090			G0090			G0090			G0090		
COLLECT DATE	8/19/2014			3/18/2013			3/13/2012			3/14/2011			3/19/2010		
	Result	LOQ	Qual	Result	RL	Qual	Result	RL	Qual	Result	RL	Qual	Result	RL	Qual
NATURAL ATTENUATION PARAMETERS															
Methane RSK-175 (µg/L)	250	5		350	25		39	5		<	5	UJ	<	5	U
Total Kjeldahl Nitrogen USEPA 351.2 (mg/L)	<	1	U	7.3	1		<	1	UJ	0.5	1	J	<	1	U
Ammonia USEPA 350.1 (mg/L)	<	0.1	UJ	3.33	0.25		<	0.25	UJ	<	0.25	UJ	0.033	0.1	J
Nitrate/Nitrite USEPA 353.2 (mg/L)	9.1	0.1		<	0.1	U	7.99	0.1		7.82	0.1		8.5	0.1	
Alkalinity SM 2320B (mg/L)	310	5		292	1.25		265	1.25		205	1		280	5	
Carbon Dioxide SM 2320B (mg/L)[1]	76	5		27.5	1		81.2	2		85.1	5		82	25	
Sulfate USEPA 9056A (mg/L)	<	4	U	0.2	2	J	0.4	2	J	0.4	2	J	<	4	U
Sulfide SM 9034 (mg/L)	3	1		8.18	1		2.72	1		2.61	1		2.1	1	
Dissolved Organic Carbon SM 9060A (mg/L)	137.8	5		130	10		117.8	10		91	0.4		120	2.2	

Notes:
Analysis methods listed are accurate for most current sampling event. Previous analysis methods may be different.

[1]Carbon dioxide calculated from alkalinity results. Values for 2003 and 2004 were modified to be consistent with previous years' results.

< = less than reporting limit
µg/L = micrograms per liter
ID = identification number
J = estimated
LOQ = limit of quantification
mg/L = milligrams per liter
Qual = qualifier
RL = reporting limit
RSK = Robert S. Kerr Environmental Research Laboratory
SM = Standard Method
U = nondetect
USEPA = United States Environmental Protection Agency

TABLE E.2.1-54
CORNHUSKER ARMY AMMUNITION PLANT
WELL G0091-NATURAL ATTENUATION PARAMETERS

FIELD ID	G0091					G0091					G0091					G0091				
COLLECT DATE	3/15/2018					4/1/2017					8/16/2016					8/12/2015				
	Result	Qual	DL	LOD	LOQ	Result	Qual	DL	LOD	LOQ	Result	DL	LOD	LOQ	Qual	Result	DL	LOD	LOQ	Qual
NATURAL ATTENUATION PARAMETERS																				
Methane RSK-175 (µg/L)	<	UJ	0.22	0.8	5	<	U	0.22	0.8	5	<	0.22	0.80	5.0	U	<	0.22	0.8	5	U
Total Kjeldahl Nitrogen USEPA 351.2 (mg/L)	<	UJ	0.18	0.5	1	<	U	0.18	0.5	1	<	0.18	0.50	1.0	U	<	0.18	0.5	1	U
Ammonia USEPA 350.1 (mg/L)	<	U	0.022	0.05	0.1	<	U	0.022	0.05	0.1	<	0.022	0.050	0.10	U	<	0.022	0.05	0.1	U
Nitrate/Nitrite USEPA 353.2 (mg/L)	45		0.19	0.5	1	49		0.19	0.05	0.1	48	0.19	0.50	1.0		37	0.19	0.5	1	
Alkalinity SM 2320B (mg/L)	330		1.1	3.2	5	320		1.1	3.2	5	310	1.1	3.2	5.0		270	1.1	3.2	5	
Carbon Dioxide SM 2320B (mg/L)[1]	180		0.23	0.5	5	150		0.23	0.5	5	130	0.23	0.50	5.0		110	0.23	0.5	5	
Sulfate USEPA 9056A (mg/L)	0.8	J	0.79	1.9	4	<	U	0.79	1.9	4	<	0.79	1.9	4.0	U	<	0.79	1.9	4	U
Sulfide SM 9034 (mg/L)	3.6		0.16	0.5	1	3.5		0.16	0.5	1	3.4	0.16	0.50	1.0		3	0.16	0.5	1	
Dissolved Organic Carbon SM 9060A (mg/L)	146.7		1.1	3.2	5	142.2		1.1	3.2	5	137.8	1.1	3.2	5.0		120	1.1	3.2	5	

Notes:
Analysis methods listed are accurate for most current sampling event. Previous analysis methods may be different.

[1]Carbon dioxide calculated from alkalinity results. Values for 2003 and 2004 were modified to be consistent with previous years' results.

< = less than reporting limit
µg/L = micrograms per liter
ID = identification number
J = estimated
LOQ = limit of quantification
mg/L = milligrams per liter
Qual = qualifier
RL = reporting limit
RSK = Robert S. Kerr Environmental Research Laboratory
SM = Standard Method
U = nondetect
USEPA = United States Environmental Protection Agency

TABLE E.2.1-54
CORNHUSKER ARMY AMMUNITION PLANT
WELL G0091-NATURAL ATTENUATION PARAMETERS

FIELD ID	G0091			G0091			G0091			G0091		
COLLECT DATE	8/13/2014			3/13/2013			3/7/2012			3/9/2011		
	Result	LOQ	Qual	Result	RL	Qual	Result	RL	Qual	Result	RL	Qual
NATURAL ATTENUATION PARAMETERS												
Methane RSK-175 (µg/L)	<	5	U	<	5	U	<	5	UJ	<	5	UJ
Total Kjeldahl Nitrogen USEPA 351.2 (mg/L)	<	1	U	<	1	U	<	1	U	<	1	U
Ammonia USEPA 350.1 (mg/L)	0.026	0.1	J	0.03	0.25	J	<	0.25	UJ	<	0.25	UJ
Nitrate/Nitrite USEPA 353.2 (mg/L)	34	0.5		22.9	0.1		26	0.1		21.5	0.1	
Alkalinity SM 2320B (mg/L)	270	5		268	1.25		200	1.25	J	230	1	
Carbon Dioxide SM 2320B (mg/L)[1]	110	5		132	5		114	5		128	5	
Sulfate USEPA 9056A (mg/L)	<	4	U	<	2	U	0.6	2	J	<	2	U
Sulfide SM 9034 (mg/L)	3	1		3.18	1		4.24	1		3.86	1	
Dissolved Organic Carbon SM 9060A (mg/L)	120	5		119	10		88.89	1.25	J	102	0.4	

Notes:
Analysis methods listed are accurate for most current sampling event. Previous analysis methods may be different.

[1]Carbon dioxide calculated from alkalinity results. Values for 2003 and 2004 were modified to be consistent with previous years' results.

< = less than reporting limit
µg/L = micrograms per liter
ID = identification number
J = estimated
LOQ = limit of quantification
mg/L = milligrams per liter
Qual = qualifier
RL = reporting limit
RSK = Robert S. Kerr Environmental Research Laboratory
SM = Standard Method
U = nondetect
USEPA = United States Environmental Protection Agency

TABLE E.2.1-55
CORNHUSKER ARMY AMMUNITION PLANT
WELL G0092-NATURAL ATTENUATION PARAMETERS

FIELD ID	G0092					G0092					G0092					G0092				
COLLECT DATE	3/15/2018					4/1/2017					8/16/2016					8/12/2015				
	Result	Qual	DL	LOD	LOQ	Result	Qual	DL	LOD	LOQ	Result	DL	LOD	LOQ	Qual	Result	DL	LOD	LOQ	Qual
NATURAL ATTENUATION PARAMETERS																				
Methane RSK-175 (µg/L)	0.93	J	0.22	0.8	5	1	J	0.22	0.8	5	0.96	0.22	0.80	5.0	J	1.2	0.22	0.8	5	J
Total Kjeldahl Nitrogen USEPA 351.2 (mg/L)	<	U	0.18	0.5	1	<	U	0.18	0.5	1	<	0.18	0.50	1.0	U	<	0.18	0.5	1	U
Ammonia USEPA 350.1 (mg/L)	<	U	0.022	0.05	0.1	<	U	0.022	0.05	0.1	<	0.022	0.050	0.10	U	<	0.022	0.05	0.1	UJ
Nitrate/Nitrite USEPA 353.2 (mg/L)	2.4		0.019	0.05	0.1	2.8		0.019	0.05	0.1	2.7	0.019	0.050	0.10		1	0.019	0.5	1	
Alkalinity SM 2320B (mg/L)	340		1.1	3.2	5	340		1.1	3.2	5	350	1.1	3.2	5.0		330	1.1	3.2	5	
Carbon Dioxide SM 2320B (mg/L)[1]	270		1.2	2.5	25	260		1.2	2.5	25	270	1.2	2.5	25		260	1.2	2.5	25	
Sulfate USEPA 9056A (mg/L)	<	U	0.79	1.9	4	<	U	0.79	1.9	4	<	0.79	1.9	4.0	U	<	0.79	1.9	4	U
Sulfide SM 9034 (mg/L)	2.7		0.16	0.5	1	2.7		0.16	0.5	1	2.7	0.16	0.50	1.0		2.3	0.16	0.5	1	
Dissolved Organic Carbon SM 9060A (mg/L)	151.1		1.1	3.2	5	151.1		1.1	3.2	5	155.6	1.1	3.2	5.0		146.7	1.1	3.2	5	

Notes:
Analysis methods listed are accurate for most current sampling event. Previous analysis methods may be different.

[1]Carbon dioxide calculated from alkalinity results. Values for 2003 and 2004 were modified to be consistent with previous years' results.

< = less than reporting limit
µg/L = micrograms per liter
ID = identification number
J = estimated
LOQ = limit of quantification
mg/L = milligrams per liter
Qual = qualifier
RL = reporting limit
RSK = Robert S. Kerr Environmental Research Laboratory
SM = Standard Method
U = nondetect
USEPA = United States Environmental Protection Agency

TABLE E.2.1-55
CORNHUSKER ARMY AMMUNITION PLANT
WELL G0092-NATURAL ATTENUATION PARAMETERS

FIELD ID	G0092			G0092			G0092			G0092		
COLLECT DATE	8/13/2014			3/13/2013			3/7/2012			3/9/2011		
	Result	LOQ	Qual	Result	RL	Qual	Result	RL	Qual	Result	RL	Qual
NATURAL ATTENUATION PARAMETERS												
Methane RSK-175 (µg/L)	1.1	5	J	<	5	U	<	5	UJ	<	5	UJ
Total Kjeldahl Nitrogen USEPA 351.2 (mg/L)	<	1	UJ	<	1	U	<	1	UJ	<	1	UJ
Ammonia USEPA 350.1 (mg/L)	0.034	0.1	J	0.415	0.25		0.16	0.25	J	<	0.25	UJ
Nitrate/Nitrite USEPA 353.2 (mg/L)	1.3	0.1		1.43	0.1		1.14	0.1		0.047	0.1	J
Alkalinity SM 2320B (mg/L)	330	5		385	1.25		240	1.25	J	345	1	
Carbon Dioxide SM 2320B (mg/L)[1]	200	25		223	10		218	10		229	10	
Sulfate USEPA 9056A (mg/L)	<	4	U	<	2	U	0.4	2	J	0.2	2	J
Sulfide SM 9034 (mg/L)	2.2	1		2.2	1		3.05	1		2.69	1	
Dissolved Organic Carbon SM 9060A (mg/L)	146.7	5		171	10		106.7	1.25	J	153	0.4	

Notes:
Analysis methods listed are accurate for most current sampling event. Previous analysis methods may be different.

[1]Carbon dioxide calculated from alkalinity results. Values for 2003 and 2004 were modified to be consistent with previous years' results.

< = less than reporting limit
µg/L = micrograms per liter
ID = identification number
J = estimated
LOQ = limit of quantification
mg/L = milligrams per liter
Qual = qualifier
RL = reporting limit
RSK = Robert S. Kerr Environmental Research Laboratory
SM = Standard Method
U = nondetect
USEPA = United States Environmental Protection Agency

TABLE E.2.1-56
CORNHUSKER ARMY AMMUNITION PLANT
WELL G0093-NATURAL ATTENUATION PARAMETERS

FIELD ID	G0093					G0093					G0093					G0093				
COLLECT DATE	3/22/2018					3/31/2017					8/15/2016					8/14/2015				
	Result	Qual	DL	LOD	LOQ	Result	Qual	DL	LOD	LOQ	Result	DL	LOD	LOQ	Qual	Result	DL	LOD	LOQ	Qual
NATURAL ATTENUATION PARAMETERS																				
Methane RSK-175 (µg/L)	20000		0.65	2.4	15	22000		0.44	1.6	10	6000	0.22	0.80	5.0		2400	0.22	0.8	5	
Total Kjeldahl Nitrogen USEPA 351.2 (mg/L)	1		0.18	0.5	1	<	U	0.18	0.5	1	5.7	0.18	0.50	1.0		0.37	0.18	0.5	1	J
Ammonia USEPA 350.1 (mg/L)	0.52		0.022	0.05	0.1	1.2		0.022	0.05	0.1	1.2	0.11	0.25	0.50		0.064	0.022	0.05	0.1	J
Nitrate/Nitrite USEPA 353.2 (mg/L)	3.3		0.019	0.05	0.1	1.5		0.019	0.05	0.1	3.7	0.019	0.050	0.10		0.25	0.019	0.05	0.1	
Alkalinity SM 2320B (mg/L)	300		1.1	3.2	5	320		1.1	3.2	5	210	1.1	3.2	5.0		230	1.1	3.2	5	
Carbon Dioxide SM 2320B (mg/L)[1]	62		0.23	0.5	5	37		0.23	0.5	5	31	0.23	0.50	5.0		85	0.23	0.5	5	
Sulfate USEPA 9056A (mg/L)	<	U	10	10	10	<	U	0.79	1.9	4	<	0.79	1.9	4.0	U	<	0.79	1.9	4	U
Sulfide SM 9034 (mg/L)	4.9		0.16	0.5	1	4.5		0.16	0.5	1	110	0.46	1.5	2.9		2	0.16	0.5	1	
Dissolved Organic Carbon SM 9060A (mg/L)	133.3		1.1	3.2	5	142.2		1.1	3.2	5	93.33	1.1	3.2	5.0		102.2	1.1	3.2	5	

Notes:
Analysis methods listed are accurate for most current sampling event. Previous analysis methods may be different.

[1]Carbon dioxide calculated from alkalinity results. Values for 2003 and 2004 were modified to be consistent with previous years' results.

< = less than reporting limit
µg/L = micrograms per liter
ID = identification number
J = estimated
LOQ = limit of quantification
mg/L = milligrams per liter
Qual = qualifier
RL = reporting limit
RSK = Robert S. Kerr Environmental Research Laboratory
SM = Standard Method
U = nondetect
USEPA = United States Environmental Protection Agency

TABLE E.2.1-56
CORNHUSKER ARMY AMMUNITION PLANT
WELL G0093-NATURAL ATTENUATION PARAMETERS

FIELD ID	G0093			G0093			G0093			G0093		
COLLECT DATE	8/18/2014			3/19/2013			3/13/2012			3/14/2011		
	Result	LOQ	Qual	Result	RL	Qual	Result	RL	Qual	Result	RL	Qual
NATURAL ATTENUATION PARAMETERS												
Methane RSK-175 (µg/L)	290	5		630	39		830	50		850	25	
Total Kjeldahl Nitrogen USEPA 351.2 (mg/L)	<	1	U	0.377	1		<	1	UJ	0.442	1	J
Ammonia USEPA 350.1 (mg/L)	0.045	0.1	J	0.731	0.25		<	0.25	UJ	<	0.25	UJ
Nitrate/Nitrite USEPA 353.2 (mg/L)	<	0.1	U	0.7	0.1	U	0.789	0.1		1.72	0.1	
Alkalinity SM 2320B (mg/L)	250	5	J	246	1.25		250	1.25		305	1	
Carbon Dioxide SM 2320B (mg/L)[1]	110	5	J	56.4	1		56.8	1		58.4	1	
Sulfate USEPA 9056A (mg/L)	1.4	4	J	0.601	2	J	0.4	2	J	0.2	2	J
Sulfide SM 9034 (mg/L)	2	1		2.7	1		2.64	1		2.41	1	
Dissolved Organic Carbon SM 9060A (mg/L)	111.1	5		109	10		111.1	1.25		136	0.4	

Notes:
Analysis methods listed are accurate for most current sampling event. Previous analysis methods may be different.

[1]Carbon dioxide calculated from alkalinity results. Values for 2003 and 2004 were modified to be consistent with previous years' results.

< = less than reporting limit
µg/L = micrograms per liter
ID = identification number
J = estimated
LOQ = limit of quantification
mg/L = milligrams per liter
Qual = qualifier
RL = reporting limit
RSK = Robert S. Kerr Environmental Research Laboratory
SM = Standard Method
U = nondetect
USEPA = United States Environmental Protection Agency

TABLE E.2.1-57
CORNHUSKER ARMY AMMUNITION PLANT
WELL G0094-NATURAL ATTENUATION PARAMETERS

FIELD ID	G0094					G0094					G0094					G0094				
COLLECT DATE	3/23/2018					3/24/2017					8/12/2016					8/12/2015				
	Result	Qual	DL	LOD	LOQ	Result	Qual	DL	LOD	LOQ	Result	DL	LOD	LOQ	Qual	Result	DL	LOD	LOQ	Qual
NATURAL ATTENUATION PARAMETERS																				
Methane RSK-175 (µg/L)	23000		0.65	2.4	15	20000		0.44	1.6	10	20000	0.44	1.6	10		18000	0.44	1.6	10	
Total Kjeldahl Nitrogen USEPA 351.2 (mg/L)	8.7		0.45	1.3	2.5	9.6		0.18	0.5	1	7.9	0.18	0.50	1.0		5.6	0.18	0.5	1	
Ammonia USEPA 350.1 (mg/L)	6		0.044	0.1	0.2	6.9		0.11	0.25	0.5	6.8	0.11	0.25	0.50		5.6	0.044	0.1	0.2	
Nitrate/Nitrite USEPA 353.2 (mg/L)	5.7		0.019	0.05	0.1	2.6		0.019	0.05	0.1	0.41	0.019	0.050	0.10		<	0.019	0.05	0.1	U
Alkalinity SM 2320B (mg/L)	300		1.1	3.2	5	270		1.1	3.2	5	230	1.1	3.2	5.0		200	1.1	3.2	5	
Carbon Dioxide SM 2320B (mg/L)[1]	45		0.23	0.5	5	65		0.23	0.5	5	49	0.23	0.50	5.0		31	0.23	0.5	5	
Sulfate USEPA 9056A (mg/L)	<	U	10	10	10	<	U	0.79	1.9	4	<	0.79	1.9	4.0	U	<	0.79	1.9	4	U
Sulfide SM 9034 (mg/L)	8.9		0.16	0.5	1	6.2		0.16	0.5	1	9.5	0.16	0.50	1.0		8.9	0.16	0.5	1	
Dissolved Organic Carbon SM 9060A (mg/L)	133.3		1.1	3.2	5	120		1.1	3.2	5	102.2	1.1	3.2	5.0		88.89	1.1	3.2	5	

Notes:
Analysis methods listed are accurate for most current sampling event. Previous analysis methods may be different.

[1]Carbon dioxide calculated from alkalinity results. Values for 2003 and 2004 were modified to be consistent with previous years' results.

< = less than reporting limit
µg/L = micrograms per liter
ID = identification number
J = estimated
LOQ = limit of quantification
mg/L = milligrams per liter
Qual = qualifier
RL = reporting limit
RSK = Robert S. Kerr Environmental Research Laboratory
SM = Standard Method
U = nondetect
USEPA = United States Environmental Protection Agency

TABLE E.2.1-57
CORNHUSKER ARMY AMMUNITION PLANT
WELL G0094-NATURAL ATTENUATION PARAMETERS

FIELD ID	G0094			G0094			G0094			G0094		
COLLECT DATE	8/15/2014			3/18/2013			3/14/2012			3/11/2011		
	Result	LOQ	Qual	Result	RL	Qual	Result	RL	Qual	Result	RL	Qual
NATURAL ATTENUATION PARAMETERS												
Methane RSK-175 (µg/L)	19000	10		11000	250		7600	250		2000	50	
Total Kjeldahl Nitrogen USEPA 351.2 (mg/L)	5.6	1		17.8	1		33.3	1		0.755	1	
Ammonia USEPA 350.1 (mg/L)	6.6	0.1		10.2	0.25		7.38	0.25		0.273	0.25	
Nitrate/Nitrite USEPA 353.2 (mg/L)	<	0.1	U	<	0.1	U	0.075	0.1	J	0.533	0.1	
Alkalinity SM 2320B (mg/L)	160	5		234	1.25		46	1.25		165	1	
Carbon Dioxide SM 2320B (mg/L)[1]	15	5		4.1	1		21.9	10		25.6	1	
Sulfate USEPA 9056A (mg/L)	0.96	4	J	<	2	U	1.2	2	J	0.2	2	J
Sulfide SM 9034 (mg/L)	8.2	1		8.5	1		693	1		15.4	1	
Dissolved Organic Carbon SM 9060A (mg/L)	71.11	5		104	10		20.44	1.25		73	0.4	

Notes:
Analysis methods listed are accurate for most current sampling event. Previous analysis methods may be different.

[1]Carbon dioxide calculated from alkalinity results. Values for 2003 and 2004 were modified to be consistent with previous years' results.

< = less than reporting limit
µg/L = micrograms per liter
ID = identification number
J = estimated
LOQ = limit of quantification
mg/L = milligrams per liter
Qual = qualifier
RL = reporting limit
RSK = Robert S. Kerr Environmental Research Laboratory
SM = Standard Method
U = nondetect
USEPA = United States Environmental Protection Agency

TABLE E.2.1-58
CORNHUSKER ARMY AMMUNITION PLANT
WELL G0095-NATURAL ATTENUATION PARAMETERS

FIELD ID	G0095					G0095					G0095					G0095				
COLLECT DATE	3/15/2018					3/27/2017					8/10/2016					8/17/2015				
	Result	Qual	DL	LOD	LOQ	Result	Qual	DL	LOD	LOQ	Result	DL	LOD	LOQ	Qual	Result	DL	LOD	LOQ	Qual
NATURAL ATTENUATION PARAMETERS																				
Methane RSK-175 (µg/L)	19000		0.65	2.4	15	17000		0.44	1.6	10	19000	0.44	1.6	10		12000	0.22	0.8	5	
Total Kjeldahl Nitrogen USEPA 351.2 (mg/L)	4		0.18	0.5	1	4.6		0.18	0.5	1	3.4	0.18	0.50	1.0		1.7	0.18	0.5	1	
Ammonia USEPA 350.1 (mg/L)	2.4		0.022	0.05	0.1	3.6	J	0.022	0.05	0.1	2.5	0.022	0.050	0.10		0.55	0.022	0.05	0.1	
Nitrate/Nitrite USEPA 353.2 (mg/L)	<	U	0.019	0.05	0.1	<	U	0.019	0.05	0.1	<	0.019	0.050	0.10	U	0.11	0.019	0.05	0.1	
Alkalinity SM 2320B (mg/L)	630		1.1	3.2	5	550		1.1	3.2	5	490	1.1	3.2	5.0		460	1.1	3.2	5	
Carbon Dioxide SM 2320B (mg/L)[1]	190		0.23	0.5	5	110		0.23	0.5	5	93	0.23	0.50	5.0		25	0.23	0.5	5	
Sulfate USEPA 9056A (mg/L)	<	U	0.79	1.9	4	1.2	J	0.79	1.9	4	<	0.79	1.9	4.0	U	<	0.79	1.9	4	U
Sulfide SM 9034 (mg/L)	8.2		0.16	0.5	1	8.2		0.16	0.5	1	6.3	0.16	0.50	1.0		5.5	0.16	0.5	1	
Dissolved Organic Carbon SM 9060A (mg/L)	280		1.1	3.2	5	244.4		1.1	3.2	5	217.8	1.1	3.2	5.0		204.4	1.1	3.2	5	

Notes:
Analysis methods listed are accurate for most current sampling event. Previous analysis methods may be different.

[1]Carbon dioxide calculated from alkalinity results. Values for 2003 and 2004 were modified to be consistent with previous years' results.

< = less than reporting limit
µg/L = micrograms per liter
ID = identification number
J = estimated
LOQ = limit of quantification
mg/L = milligrams per liter
Qual = qualifier
RL = reporting limit
RSK = Robert S. Kerr Environmental Research Laboratory
SM = Standard Method
U = nondetect
USEPA = United States Environmental Protection Agency

TABLE E.2.1-58
CORNHUSKER ARMY AMMUNITION PLANT
WELL G0095-NATURAL ATTENUATION PARAMETERS

FIELD ID	G0095			G0095			G0095			G0095		
COLLECT DATE	8/11/2014			3/19/2013			3/15/2012			3/10/2011		
	Result	LOQ	Qual	Result	RL	Qual	Result	RL	Qual	Result	RL	Qual
NATURAL ATTENUATION PARAMETERS												
Methane RSK-175 (µg/L)	16000	10		3100	39		2900	500		<	5	UJ
Total Kjeldahl Nitrogen USEPA 351.2 (mg/L)	0.92	1	J	5.47	1		1.85	1		0.554	1	J
Ammonia USEPA 350.1 (mg/L)	0.92	0.1		0.852	0.25		0.129	0.25	J	<	0.25	UJ
Nitrate/Nitrite USEPA 353.2 (mg/L)	0.035	0.1	J	<	0.1	U	5.16	0.1		3.18	0.1	
Alkalinity SM 2320B (mg/L)	350	5		625	1.25		435	1.25		255	1	
Carbon Dioxide SM 2320B (mg/L)[1]	20	5		1.4	1		63	1		184	5	
Sulfate USEPA 9056A (mg/L)	<	4	U	0.401	2	J	0.2	2	J	0.6	2	J
Sulfide SM 9034 (mg/L)	5.3	1		13	1		23.1	1		3.5	1	
Dissolved Organic Carbon SM 9060A (mg/L)	155.6	5		278	10		193.3	1.25		113	0.4	

Notes:
Analysis methods listed are accurate for most current sampling event. Previous analysis methods may be different.

[1]Carbon dioxide calculated from alkalinity results. Values for 2003 and 2004 were modified to be consistent with previous years' results.

< = less than reporting limit
µg/L = micrograms per liter
ID = identification number
J = estimated
LOQ = limit of quantification
mg/L = milligrams per liter
Qual = qualifier
RL = reporting limit
RSK = Robert S. Kerr Environmental Research Laboratory
SM = Standard Method
U = nondetect
USEPA = United States Environmental Protection Agency

TABLE E.2.1-59
CORNHUSKER ARMY AMMUNITION PLANT
WELL G0096-NATURAL ATTENUATION PARAMETERS

FIELD ID	G0096					G0096					G0096					G0096				
COLLECT DATE	3/23/2018					4/1/2017					8/10/2016					8/12/2015				
	Result	Qual	DL	LOD	LOQ	Result	Qual	DL	LOD	LOQ	Result	DL	LOD	LOQ	Qual	Result	DL	LOD	LOQ	Qual
NATURAL ATTENUATION PARAMETERS																				
Methane RSK-175 (µg/L)	5200	J	0.22	0.8	5	7300		0.22	0.8	5	8000	0.22	0.80	5.0		10000	0.22	0.8	5	
Total Kjeldahl Nitrogen USEPA 351.2 (mg/L)	<	U	0.18	0.5	1	<	U	0.18	0.5	1	<	0.18	0.50	1.0	U	1	0.18	0.5	1	
Ammonia USEPA 350.1 (mg/L)	0.26		0.022	0.05	0.1	0.1		0.022	0.05	0.1	0.25	0.022	0.050	0.10		1	0.044	0.25	0.5	
Nitrate/Nitrite USEPA 353.2 (mg/L)	12		0.095	0.25	0.5	16		0.095	0.25	0.5	27	0.19	0.50	1.0		0.4	0.019	0.05	0.1	
Alkalinity SM 2320B (mg/L)	270		1.1	3.2	5	300		1.1	3.2	5	240	1.1	3.2	5.0		200	1.1	3.2	5	
Carbon Dioxide SM 2320B (mg/L)[1]	43		0.23	0.5	5	56		0.23	0.5	5	49	0.23	0.50	5.0		40	0.23	0.5	5	
Sulfate USEPA 9056A (mg/L)	<	U	10	10	10	1.2	J	0.79	1.9	4	0.80	0.79	1.9	4.0	J	<	0.79	1.9	4	U
Sulfide SM 9034 (mg/L)	3.6		0.16	0.5	1	4.2		0.16	0.5	1	6.1	0.16	0.50	1.0		2.2	0.16	0.5	1	
Dissolved Organic Carbon SM 9060A (mg/L)	120		1.1	3.2	5	133.3		1.1	3.2	5	106.7	1.1	3.2	5.0		88.89	1.1	3.2	5	

Notes:
Analysis methods listed are accurate for most current sampling event. Previous analysis methods may be different.

[1]Carbon dioxide calculated from alkalinity results. Values for 2003 and 2004 were modified to be consistent with previous years' results.

< = less than reporting limit
µg/L = micrograms per liter
ID = identification number
J = estimated
LOQ = limit of quantification
mg/L = milligrams per liter
Qual = qualifier
RL = reporting limit
RSK = Robert S. Kerr Environmental Research Laboratory
SM = Standard Method
U = nondetect
USEPA = United States Environmental Protection Agency

TABLE E.2.1-59
CORNHUSKER ARMY AMMUNITION PLANT
WELL G0096-NATURAL ATTENUATION PARAMETERS

FIELD ID	G0096			G0096			G0096		
COLLECT DATE	8/14/2014			3/18/2013			3/14/2012		
	Result	LOQ	Qual	Result	RL	Qual	Result	RL	Qual
NATURAL ATTENUATION PARAMETERS									
Methane RSK-175 (µg/L)	6000	5		5700	25		<	5	U
Total Kjeldahl Nitrogen USEPA 351.2 (mg/L)	1.2	1		1.12	1		<	1	UJ
Ammonia USEPA 350.1 (mg/L)	2.1	0.1		0.416	0.25		<	0.25	U
Nitrate/Nitrite USEPA 353.2 (mg/L)	0.14	0.1		1.73	0.1		4.26	0.1	
Alkalinity SM 2320B (mg/L)	220	5		231	1.25		190	1.25	
Carbon Dioxide SM 2320B (mg/L)[1]	25	5		20.4	1		43.6	1	
Sulfate USEPA 9056A (mg/L)	<	4	U	<	2	U	1	2	J
Sulfide SM 9034 (mg/L)	3	1		3.92	1		2.17	1	
Dissolved Organic Carbon SM 9060A (mg/L)	97.78	5		103	10		84.44	1.25	

Notes:
Analysis methods listed are accurate for most current sampling event. Previous analysis methods may be different.

[1]Carbon dioxide calculated from alkalinity results. Values for 2003 and 2004 were modified to be consistent with previous years' results.

< = less than reporting limit
µg/L = micrograms per liter
ID = identification number
J = estimated
LOQ = limit of quantification
mg/L = milligrams per liter
Qual = qualifier
RL = reporting limit
RSK = Robert S. Kerr Environmental Research Laboratory
SM = Standard Method
U = nondetect
USEPA = United States Environmental Protection Agency

TABLE E.2.1-60
CORNHUSKER ARMY AMMUNITION PLANT
WELL G0097-NATURAL ATTENUATION PARAMETERS

FIELD ID	G0097					G0097					G0097					G0097				
COLLECT DATE	3/21/2018					3/29/2017					8/8/2016					8/17/2015				
	Result	Qual	DL	LOD	LOQ	Result	Qual	DL	LOD	LOQ	Result	DL	LOD	LOQ	Qual	Result	DL	LOD	LOQ	Qual
NATURAL ATTENUATION PARAMETERS																				
Methane RSK-175 (µg/L)	20000	J	0.65	2.4	15	13000	J	0.22	0.8	5	12000	0.22	0.80	5.0		15000	0.44	1.6	10	
Total Kjeldahl Nitrogen USEPA 351.2 (mg/L)	7.2		0.3	0.83	1	3.9		0.18	0.5	1	3.5	0.18	0.50	1.0		4.9	0.18	0.5	1	
Ammonia USEPA 350.1 (mg/L)	2.8		0.23	0.1	0.2	1.8		0.022	0.05	0.1	1.4	0.022	0.050	0.10		2.7	0.11	0.25	0.5	
Nitrate/Nitrite USEPA 353.2 (mg/L)	0.31		0.019	0.05	0.1	8.6		0.019	0.05	0.1	18	0.19	0.50	1.0		<	0.019	0.05	0.1	U
Alkalinity SM 2320B (mg/L)	660		1.1	3.2	5	410		1.1	3.2	5	360	1.1	3.2	5.0		650	1.1	3.2	5	
Carbon Dioxide SM 2320B (mg/L)[1]	70		0.16	0.5	5	85		0.23	0.5	5	100	0.23	0.50	5.0		9	0.23	0.5	5	
Sulfate USEPA 9056A (mg/L)	<	U	0.79	1.9	4	<	U	0.79	1.9	4	<	0.79	1.9	4.0	U	<	0.79	1.9	4	U
Sulfide SM 9034 (mg/L)	35		0.044	0.5	1	15		0.16	0.5	1	20	0.16	0.50	1.0		140	0.78	2.5	5	
Dissolved Organic Carbon SM 9060A (mg/L)	293.3		1.1	3.2	5	182.2		1.1	3.2	5	160	1.1	3.2	5.0		288.9	1.1	3.2	5	

Notes:
Analysis methods listed are accurate for most current sampling event. Previous analysis methods may be different.

[1]Carbon dioxide calculated from alkalinity results. Values for 2003 and 2004 were modified to be consistent with previous years' results.

< = less than reporting limit
µg/L = micrograms per liter
ID = identification number
J = estimated
LOQ = limit of quantification
mg/L = milligrams per liter
Qual = qualifier
RL = reporting limit
RSK = Robert S. Kerr Environmental Research Laboratory
SM = Standard Method
U = nondetect
USEPA = United States Environmental Protection Agency

TABLE E.2.1-60
CORNHUSKER ARMY AMMUNITION PLANT
WELL G0097-NATURAL ATTENUATION PARAMETERS

FIELD ID	G0097			G0097			G0097		
COLLECT DATE	8/14/2014			3/18/2013			3/14/2012		
	Result	LOQ	Qual	Result	RL	Qual	Result	RL	Qual
NATURAL ATTENUATION PARAMETERS									
Methane RSK-175 (µg/L)	9900	5		1700	100		7.4	5	
Total Kjeldahl Nitrogen USEPA 351.2 (mg/L)	1.9	1		1.95	1		<	1	U
Ammonia USEPA 350.1 (mg/L)	0.56	0.1		0.313	0.25		<	0.25	UJ
Nitrate/Nitrite USEPA 353.2 (mg/L)	0.95	0.1		1.95	0.1		11	0.1	
Alkalinity SM 2320B (mg/L)	450	5		346	1.25		80	1.25	
Carbon Dioxide SM 2320B (mg/L)[1]	14	5		28.8	1		127	10	
Sulfate USEPA 9056A (mg/L)	<	4	U	<	2	U	0.6	2	J
Sulfide SM 9034 (mg/L)	44	1		40.2	1		3.65	1	
Dissolved Organic Carbon SM 9060A (mg/L)	200	5		154	10		35.56	1.25	

Notes:
Analysis methods listed are accurate for most current sampling event. Previous analysis methods may be different.

[1]Carbon dioxide calculated from alkalinity results. Values for 2003 and 2004 were modified to be consistent with previous years' results.

< = less than reporting limit
µg/L = micrograms per liter
ID = identification number
J = estimated
LOQ = limit of quantification
mg/L = milligrams per liter
Qual = qualifier
RL = reporting limit
RSK = Robert S. Kerr Environmental Research Laboratory
SM = Standard Method
U = nondetect
USEPA = United States Environmental Protection Agency

TABLE E.2.1-61
CORNHUSKER ARMY AMMUNITION PLANT
WELL G0098-NATURAL ATTENUATION PARAMETERS

FIELD ID	G0098					G0098					G0098					G0098				
COLLECT DATE	3/21/2018					3/28/2017					8/15/2016					8/13/2015				
	Result	Qual	DL	LOD	LOQ	Result	Qual	DL	LOD	LOQ	Result	DL	LOD	LOQ	Qual	Result	DL	LOD	LOQ	Qual
NATURAL ATTENUATION PARAMETERS																				
Methane RSK-175 (µg/L)	21000		0.65	2.4	15	24000	J	0.44	1.6	5	20000	0.44	1.6	10		14000	0.22	0.8	5	
Total Kjeldahl Nitrogen USEPA 351.2 (mg/L)	5.9		0.18	0.5	1	6.3		0.18	0.5	1	2.9	0.18	0.50	1.0		2.1	0.18	0.5	1	
Ammonia USEPA 350.1 (mg/L)	3.7		0.022	0.05	0.1	4.2		0.022	0.05	0.1	1.7	0.022	0.050	0.10		1	0.022	0.05	0.1	
Nitrate/Nitrite USEPA 353.2 (mg/L)	<	U	0.019	0.05	0.1	<	U	0.019	0.05	0.1	<	0.019	0.050	0.10	U	0.39	0.019	0.05	0.1	
Alkalinity SM 2320B (mg/L)	360		1.1	3.2	5	360		1.1	3.2	5	330	1.1	3.2	5.0		270	1.1	3.2	5	
Carbon Dioxide SM 2320B (mg/L)[1]	47		0.23	0.5	5	22		0.23	0.5	5	21	0.23	0.50	5.0		55	0.23	0.5	5	
Sulfate USEPA 9056A (mg/L)	<	U	0.79	1.9	4	<	U	0.79	1.9	4	<	0.79	1.9	4.0	U	<	0.79	1.9	4	U
Sulfide SM 9034 (mg/L)	9.2		0.16	0.5	1	11		0.16	0.5	1	8.1	0.16	0.50	1.0		8.3	0.16	0.5	1	
Dissolved Organic Carbon SM 9060A (mg/L)	160		1.1	3.2	5	160		1.1	3.2	5	146.7	1.1	3.2	5.0		120	1.1	3.2	5	

Notes:
Analysis methods listed are accurate for most current sampling event. Previous analysis methods may be different.

[1]Carbon dioxide calculated from alkalinity results. Values for 2003 and 2004 were modified to be consistent with previous years' results.

< = less than reporting limit
µg/L = micrograms per liter
ID = identification number
J = estimated
LOQ = limit of quantification
mg/L = milligrams per liter
Qual = qualifier
RL = reporting limit
RSK = Robert S. Kerr Environmental Research Laboratory
SM = Standard Method
U = nondetect
USEPA = United States Environmental Protection Agency

TABLE E.2.1-61
CORNHUSKER ARMY AMMUNITION PLANT
WELL G0098-NATURAL ATTENUATION PARAMETERS

FIELD ID	G0098			G0098			G0098		
COLLECT DATE	8/15/2014			3/18/2013			3/14/2012		
	Result	LOQ	Qual	Result	RL	Qual	Result	RL	Qual
NATURAL ATTENUATION PARAMETERS									
Methane RSK-175 (µg/L)	16000	10		9300	500		4500	500	
Total Kjeldahl Nitrogen USEPA 351.2 (mg/L)	3.9	1		4.44	1		<	1	U
Ammonia USEPA 350.1 (mg/L)	1.8	0.1		0.96	0.25		0.299	0.25	
Nitrate/Nitrite USEPA 353.2 (mg/L)	<	0.1	U	0.143	0.1		39.6	0.1	
Alkalinity SM 2320B (mg/L)	490	5		385	1.25		195	1.25	
Carbon Dioxide SM 2320B (mg/L)[1]	4.9	5	J	7.7	1		24.6	1	
Sulfate USEPA 9056A (mg/L)	0.96	4	J	4.01	2		0.6	2	J
Sulfide SM 9034 (mg/L)	130	1		12.6	1		8.11	1	
Dissolved Organic Carbon SM 9060A (mg/L)	217.8	5		171	10		86.67	1.25	

Notes:
Analysis methods listed are accurate for most current sampling event. Previous analysis methods may be different.

[1]Carbon dioxide calculated from alkalinity results. Values for 2003 and 2004 were modified to be consistent with previous years' results.

< = less than reporting limit
µg/L = micrograms per liter
ID = identification number
J = estimated
LOQ = limit of quantification
mg/L = milligrams per liter
Qual = qualifier
RL = reporting limit
RSK = Robert S. Kerr Environmental Research Laboratory
SM = Standard Method
U = nondetect
USEPA = United States Environmental Protection Agency

TABLE E.2.1-62
CORNHUSKER ARMY AMMUNITION PLANT
WELL G0099-NATURAL ATTENUATION PARAMETERS

FIELD ID	G0099					G0099					G0099					G0099				
COLLECT DATE	3/23/2018					3/30/2017					8/11/2016					8/13/2015				
	Result	Qual	DL	LOD	LOQ	Result	Qual	DL	LOD	LOQ	Result	DL	LOD	LOQ	Qual	Result	DL	LOD	LOQ	Qual
NATURAL ATTENUATION PARAMETERS																				
Methane RSK-175 (µg/L)	12000		0.22	0.8	5	14000		0.44	1.6	10	11000	0.22	0.80	5.0		14000	0.44	0.8	10	
Total Kjeldahl Nitrogen USEPA 351.2 (mg/L)	4.2		0.18	0.5	1	4		0.18	0.5	1	3.2	0.18	0.50	1.0		2.9	0.18	0.5	1	
Ammonia USEPA 350.1 (mg/L)	2.9	J	0.022	0.05	0.1	3		0.022	0.05	0.1	3.2	0.022	0.050	0.10		3.5	0.022	0.05	0.1	
Nitrate/Nitrite USEPA 353.2 (mg/L)	5.3		0.019	0.05	0.1	0.56		0.019	0.05	0.1	3.0	0.019	0.050	0.10		<	0.019	0.05	0.1	U
Alkalinity SM 2320B (mg/L)	220		1.1	3.2	5	240		1.1	3.2	5	220	1.1	3.2	5.0		200	1.1	3.2	5	
Carbon Dioxide SM 2320B (mg/L)[1]	49		0.23	0.5	5	32		0.23	0.5	5	30	0.23	0.50	5.0		51	0.23	0.5	5	
Sulfate USEPA 9056A (mg/L)	<	U	10	10	10	<	U	0.79	1.9	4	<	0.79	1.9	4.0	U	<	0.79	1.9	4	U
Sulfide SM 9034 (mg/L)	4.8		0.16	0.5	1	6.9		0.16	0.5	1	5.6	0.16	0.50	1.0		5.9	0.16	0.5	1	
Dissolved Organic Carbon SM 9060A (mg/L)	97.78		1.1	3.2	5	106.7		1.1	3.2	5	97.78	1.1	3.2	5.0		88.89	1.1	3.2	5	

Notes:
Analysis methods listed are accurate for most current sampling event. Previous analysis methods may be different.

[1]Carbon dioxide calculated from alkalinity results. Values for 2003 and 2004 were modified to be consistent with previous years' results.

< = less than reporting limit
µg/L = micrograms per liter
ID = identification number
J = estimated
LOQ = limit of quantification
mg/L = milligrams per liter
Qual = qualifier
RL = reporting limit
RSK = Robert S. Kerr Environmental Research Laboratory
SM = Standard Method
U = nondetect
USEPA = United States Environmental Protection Agency

TABLE E.2.1-62
CORNHUSKER ARMY AMMUNITION PLANT
WELL G0099-NATURAL ATTENUATION PARAMETERS

FIELD ID	G0099			G0099			G0099		
COLLECT DATE	3/21/2014			3/21/2013			3/14/2012		
	Result	LOQ	Qual	Result	RL	Qual	Result	RL	Qual
NATURAL ATTENUATION PARAMETERS									
Methane RSK-175 (µg/L)	12000	5		1800	49		4100	1000	
Total Kjeldahl Nitrogen USEPA 351.2 (mg/L)	2.2	1		19.4	1		7.64	1	
Ammonia USEPA 350.1 (mg/L)	2.9	0.1		4.7	0.25		0.828	0.25	
Nitrate/Nitrite USEPA 353.2 (mg/L)	<	0.1	U	<	0.1	U	0.276	0.1	
Alkalinity SM 2320B (mg/L)	170	5		790	1.25		170	1.25	
Carbon Dioxide SM 2320B (mg/L)[1]	61	5		4.3	5	J	21.1	1	
Sulfate USEPA 9056A (mg/L)	1.1	4	J	4.01	2		1.6	2	J
Sulfide SM 9034 (mg/L)	4.9	1		246	1		370	1	
Dissolved Organic Carbon SM 9060A (mg/L)	75.56	5		351	10		75.56	1.25	

Notes:
Analysis methods listed are accurate for most current sampling event. Previous analysis methods may be different.

[1]Carbon dioxide calculated from alkalinity results. Values for 2003 and 2004 were modified to be consistent with previous years' results.

< = less than reporting limit
µg/L = micrograms per liter
ID = identification number
J = estimated
LOQ = limit of quantification
mg/L = milligrams per liter
Qual = qualifier
RL = reporting limit
RSK = Robert S. Kerr Environmental Research Laboratory
SM = Standard Method
U = nondetect
USEPA = United States Environmental Protection Agency

TABLE E.2.1-63
CORNHUSKER ARMY AMMUNITION PLANT
WELL G0100-NATURAL ATTENUATION PARAMETERS

FIELD ID	G0100					G0100					G0100					G0100				
COLLECT DATE	3/15/2018					3/27/2017					8/4/2016					8/7/2015				
	Result	Qual	DL	LOD	LOQ	Result	Qual	DL	LOD	LOQ	Result	DL	LOD	LOQ	Qual	Result	DL	LOD	LOQ	Qual
NATURAL ATTENUATION PARAMETERS																				
Methane RSK-175 (µg/L)	28000		0.65	2.4	15	19000		0.44	1.6	10	13000	0.44	1.6	10		8500	0.22	0.8	5	
Total Kjeldahl Nitrogen USEPA 351.2 (mg/L)	14		0.3	0.83	1.7	11		0.36	1	2	4.8	0.18	0.50	1.0		2.2	0.18	0.5	1	
Ammonia USEPA 350.1 (mg/L)	9.8		0.22	0.5	1	9		0.11	0.25	0.5	3.8	0.022	0.050	0.10		2.2	0.022	0.05	0.1	
Nitrate/Nitrite USEPA 353.2 (mg/L)	<	U	0.019	0.05	0.1	<	U	0.019	0.05	0.1	<	0.019	0.050	0.10	U	<	0.019	0.05	0.1	U
Alkalinity SM 2320B (mg/L)	610		1.1	3.2	5	560		1.1	3.2	5	620	1.1	3.2	5.0		610	1.1	3.2	5	
Carbon Dioxide SM 2320B (mg/L)[1]	86		0.23	0.5	5	40		0.23	0.5	5	20	0.23	0.50	5.0		28	0.23	0.5	5	
Sulfate USEPA 9056A (mg/L)	<	U	0.79	1.9	4	1.6	J	0.79	1.9	4	<	0.79	1.9	4.0	U	<	0.79	1.9	4	U
Sulfide SM 9034 (mg/L)	18		0.16	0.5	1	16		0.16	0.5	1	6.3	0.16	0.50	1.0		4.1	0.16	0.5	1	
Dissolved Organic Carbon SM 9060A (mg/L)	271.1		1.1	3.2	5	248.9		1.1	3.2	5	275.6	1.1	3.2	5.0		271.1	1.1	3.2	5	

Notes:
Analysis methods listed are accurate for most current sampling event. Previous analysis methods may be different.

[1]Carbon dioxide calculated from alkalinity results. Values for 2003 and 2004 were modified to be consistent with previous years' results.

< = less than reporting limit
µg/L = micrograms per liter
ID = identification number
J = estimated
LOQ = limit of quantification
mg/L = milligrams per liter
Qual = qualifier
RL = reporting limit
RSK = Robert S. Kerr Environmental Research Laboratory
SM = Standard Method
U = nondetect
USEPA = United States Environmental Protection Agency

TABLE E.2.1-63
CORNHUSKER ARMY AMMUNITION PLANT
WELL G0100-NATURAL ATTENUATION PARAMETERS

FIELD ID	G0100			G0100			G0100		
COLLECT DATE	8/11/2014			3/19/2013			3/15/2012		
	Result	LOQ	Qual	Result	RL	Qual	Result	RL	Qual
NATURAL ATTENUATION PARAMETERS									
Methane RSK-175 (µg/L)	18000	10		14000	97		2200	100	
Total Kjeldahl Nitrogen USEPA 351.2 (mg/L)	2	1		1.93	1		<	1	UJ
Ammonia USEPA 350.1 (mg/L)	2.1	0.1		0.845	0.25		0.138	0.25	J
Nitrate/Nitrite USEPA 353.2 (mg/L)	0.02	0.1	J	<	0.1	U	0.961	0.1	
Alkalinity SM 2320B (mg/L)	600	5		772	1.25		370	1.25	
Carbon Dioxide SM 2320B (mg/L)[1]	20	5		36.7	1		84.8	5	
Sulfate USEPA 9056A (mg/L)	<	4	U	0.801	2	J	<	2	U
Sulfide SM 9034 (mg/L)	9.2	1		6.06	1		5.74	1	
Dissolved Organic Carbon SM 9060A (mg/L)	266.7	5		343	10		164.4	1.25	

Notes:
Analysis methods listed are accurate for most current sampling event. Previous analysis methods may be different.

[1]Carbon dioxide calculated from alkalinity results. Values for 2003 and 2004 were modified to be consistent with previous years' results.

< = less than reporting limit
µg/L = micrograms per liter
ID = identification number
J = estimated
LOQ = limit of quantification
mg/L = milligrams per liter
Qual = qualifier
RL = reporting limit
RSK = Robert S. Kerr Environmental Research Laboratory
SM = Standard Method
U = nondetect
USEPA = United States Environmental Protection Agency

TABLE E.2.1-64
CORNHUSKER ARMY AMMUNITION PLANT
WELL G0101-NATURAL ATTENUATION PARAMETERS

FIELD ID	G0101					G0101					G0101					G0101				
COLLECT DATE	3/15/2018					3/27/2017					8/4/2016					8/6/2015				
	Result	Qual	DL	LOD	LOQ	Result	Qual	DL	LOD	LOQ	Result	DL	LOD	LOQ	Qual	Result	DL	LOD	LOQ	Qual
NATURAL ATTENUATION PARAMETERS																				
Methane RSK-175 (µg/L)	9200		0.22	0.8	5	10000		0.22	0.8	5	14000	0.22	0.80	5.0		9800	0.22	0.8	5	J
Total Kjeldahl Nitrogen USEPA 351.2 (mg/L)	2.5		0.3	0.83	1.7	2.1		0.18	0.5	1	1.2	0.18	0.50	1.0		1.2	0.18	0.5	1	
Ammonia USEPA 350.1 (mg/L)	0.41		0.022	0.05	0.1	1.1	J	0.022	0.05	0.1	1.4	0.022	0.050	0.10		0.29	0.022	0.05	0.1	
Nitrate/Nitrite USEPA 353.2 (mg/L)	9.5		0.038	0.1	0.2	15		0.038	0.1	0.2	22	0.38	1.0	2.0		11	0.038	0.1	0.2	
Alkalinity SM 2320B (mg/L)	880		1.1	3.2	5	8.3		1.1	3.2	5	<	1.1	3.2	5.0	U	460	1.1	3.2	5	
Carbon Dioxide SM 2320B (mg/L)[1]	260		2.3	5	50	380		1.2	2.5	25	370	1.2	2.5	25		180	0.23	10	5	
Sulfate USEPA 9056A (mg/L)	<	U	0.79	1.9	4	1.2	J	0.79	1.9	4	<	0.79	1.9	4.0	U	<	0.79	1.9	4	U
Sulfide SM 9034 (mg/L)	15		0.16	0.5	1	10		0.16	0.5	1	10	0.16	0.50	1.0		6.6	0.16	0.5	1	
Dissolved Organic Carbon SM 9060A (mg/L)	391.1		1.1	3.2	5	368.9		1.1	3.2	5	<	1.1	3.2	5.0		204.4	1.1	3.2	5	

Notes:
Analysis methods listed are accurate for most current sampling event. Previous analysis methods may be different.

[1]Carbon dioxide calculated from alkalinity results. Values for 2003 and 2004 were modified to be consistent with previous years' results.

< = less than reporting limit
µg/L = micrograms per liter
ID = identification number
J = estimated
LOQ = limit of quantification
mg/L = milligrams per liter
Qual = qualifier
RL = reporting limit
RSK = Robert S. Kerr Environmental Research Laboratory
SM = Standard Method
U = nondetect
USEPA = United States Environmental Protection Agency

TABLE E.2.1-64
CORNHUSKER ARMY AMMUNITION PLANT
WELL G0101-NATURAL ATTENUATION PARAMETERS

FIELD ID	G0101			G0101			G0101		
COLLECT DATE	8/11/2014			3/19/2013			3/15/2012		
	Result	LOQ	Qual	Result	RL	Qual	Result	RL	Qual
NATURAL ATTENUATION PARAMETERS									
Methane RSK-175 (µg/L)	6100	10		360	5		3600	250	
Total Kjeldahl Nitrogen USEPA 351.2 (mg/L)	0.49	1	J	1.53	1		<	1	UJ
Ammonia USEPA 350.1 (mg/L)	0.16	0.1		0.724	0.25		0.133	0.25	J
Nitrate/Nitrite USEPA 353.2 (mg/L)	<	0.1	U	<	0.1	U	0.352	0.1	
Alkalinity SM 2320B (mg/L)	430	5		340	1.25		295	1.25	
Carbon Dioxide SM 2320B (mg/L)[1]	63	5		255	10		156	5	
Sulfate USEPA 9056A (mg/L)	<	4	U	<	2	U	1	2	J
Sulfide SM 9034 (mg/L)	3.5	1		2.64	1		3.02	1	
Dissolved Organic Carbon SM 9060A (mg/L)	191.1	5		151	10		131.1	1.25	

Notes:
Analysis methods listed are accurate for most current sampling event. Previous analysis methods may be different.

[1]Carbon dioxide calculated from alkalinity results. Values for 2003 and 2004 were modified to be consistent with previous years' results.

< = less than reporting limit
µg/L = micrograms per liter
ID = identification number
J = estimated
LOQ = limit of quantification
mg/L = milligrams per liter
Qual = qualifier
RL = reporting limit
RSK = Robert S. Kerr Environmental Research Laboratory
SM = Standard Method
U = nondetect
USEPA = United States Environmental Protection Agency

TABLE E.2.1-65
CORNHUSKER ARMY AMMUNITION PLANT
WELL G0102-NATURAL ATTENUATION PARAMETERS

FIELD ID	G0102					G0102					G0102					G0102				
COLLECT DATE	3/13/2018					3/22/2017					8/12/2016					8/4/2015				
	Result	Qual	DL	LOD	LOQ	Result	Qual	DL	LOD	LOQ	Result	DL	LOD	LOQ	Qual	Result	DL	LOD	LOQ	Qual
NATURAL ATTENUATION PARAMETERS																				
Methane RSK-175 (µg/L)	3.1	J	0.22	0.8	5	2.8	J	0.22	0.8	5	2.6	0.22	0.80	5.0	J	2.3	0.22	0.8	5	J
Total Kjeldahl Nitrogen USEPA 351.2 (mg/L)	<	U	0.18	0.5	1	<	U	0.18	0.5	1	0.32	0.18	0.50	1.0	J	<	0.18	0.5	1	U
Ammonia USEPA 350.1 (mg/L)	0.064	J	0.022	0.05	0.1	<	U	0.022	0.05	0.1	0.066	0.022	0.050	0.10	J	0.086	0.022	0.05	0.1	J
Nitrate/Nitrite USEPA 353.2 (mg/L)	<	U	0.019	0.05	0.1	<	U	0.019	0.05	0.1	<	0.019	0.050	0.10	U	<	0.019	0.5	0.1	U
Alkalinity SM 2320B (mg/L)	440		1.1	3.2	5	410		1.1	3.2	5	400	1.1	3.2	5.0		380	1.1	3.2	5	
Carbon Dioxide SM 2320B (mg/L)[1]	1100	J	2.3	5	50	1100		2.3	5	50	1100	2.3	5.0	50	J	980	4.6	10	100	
Sulfate USEPA 9056A (mg/L)	<	U	0.79	1.9	4	<	U	0.79	1.9	4	<	0.79	1.9	4.0	U	<	0.79	1.9	4	U
Sulfide SM 9034 (mg/L)	4		0.16	0.5	1	<	U	0.16	0.5	1	4.0	0.16	0.50	1.0		4	0.16	0.5	1	
Dissolved Organic Carbon SM 9060A (mg/L)	195.6		1.1	3.2	5	182.2		1.1	3.2	5	177.8	1.1	3.2	5.0		168.9	1.1	3.2	5	

Notes:
Analysis methods listed are accurate for most current sampling event. Previous analysis methods may be different.

[1]Carbon dioxide calculated from alkalinity results. Values for 2003 and 2004 were modified to be consistent with previous years' results.

< = less than reporting limit
µg/L = micrograms per liter
ID = identification number
J = estimated
LOQ = limit of quantification
mg/L = milligrams per liter
Qual = qualifier
RL = reporting limit
RSK = Robert S. Kerr Environmental Research Laboratory
SM = Standard Method
U = nondetect
USEPA = United States Environmental Protection Agency

TABLE E.2.1-65
CORNHUSKER ARMY AMMUNITION PLANT
WELL G0102-NATURAL ATTENUATION PARAMETERS

FIELD ID	G0102			G0102		
COLLECT DATE	8/18/2014			3/12/2013		
	Result	LOQ	Qual	Result	RL	Qual
NATURAL ATTENUATION PARAMETERS						
Methane RSK-175 (µg/L)	2.4	5	J	<	5	U
Total Kjeldahl Nitrogen USEPA 351.2 (mg/L)	<	1	U	<	1	U
Ammonia USEPA 350.1 (mg/L)	0.079	0.1	J	0.317	0.25	
Nitrate/Nitrite USEPA 353.2 (mg/L)	<	0.1	U	0.014	0.1	J
Alkalinity SM 2320B (mg/L)	390	5		430	1.25	
Carbon Dioxide SM 2320B (mg/L)[1]	1100	50		987	50	
Sulfate USEPA 9056A (mg/L)	<	4	U	<	2	U
Sulfide SM 9034 (mg/L)	4	1		3.6	1	
Dissolved Organic Carbon SM 9060A (mg/L)	173.3	5		191	10	

Notes:
Analysis methods listed are accurate for most current sampling event. Previous analysis methods may be different.

[1]Carbon dioxide calculated from alkalinity results. Values for 2003 and 2004 were modified to be consistent with previous years' results.

< = less than reporting limit
µg/L = micrograms per liter
ID = identification number
J = estimated
LOQ = limit of quantification
mg/L = milligrams per liter
Qual = qualifier
RL = reporting limit
RSK = Robert S. Kerr Environmental Research Laboratory
SM = Standard Method
U = nondetect
USEPA = United States Environmental Protection Agency

TABLE E.2.1-66
CORNHUSKER ARMY AMMUNITION PLANT
WELL G0103-NATURAL ATTENUATION PARAMETERS

FIELD ID	G0103					G0103					G0103					G0103				
COLLECT DATE	3/13/2018					3/23/2017					8/8/2016					8/4/2015				
	Result	Qual	DL	LOD	LOQ	Result	Qual	DL	LOD	LOQ	Result	DL	LOD	LOQ	Qual	Result	DL	LOD	LOQ	Qual
NATURAL ATTENUATION PARAMETERS																				
Methane RSK-175 (µg/L)	68		0.22	0.8	5	45		0.22	0.8	5	24	0.22	0.80	5.0		11	0.22	0.8	5	J
Total Kjeldahl Nitrogen USEPA 351.2 (mg/L)	7.4		0.3	0.5	1	12		0.36	1	2	8.7	0.36	1.0	2.0		13	0.36	1	2	
Ammonia USEPA 350.1 (mg/L)	0.43		0.022	0.05	0.1	8.7		0.22	0.5	1	6.7	0.11	0.25	0.50		12	0.11	0.5	0.5	
Nitrate/Nitrite USEPA 353.2 (mg/L)	0.024	J	0.019	0.05	0.1	<	U	0.019	0.05	0.1	<	0.019	0.050	0.10	U	<	0.019	0.05	0.1	U
Alkalinity SM 2320B (mg/L)	590		1.1	3.2	5	590		1.1	3.2	5	490	1.1	3.2	5.0		490	1.1	3.2	5	
Carbon Dioxide SM 2320B (mg/L)[1]	610		1.2	5	50	410		2.3	5	50	670	2.3	5.0	50		480	1.2	2.5	25	
Sulfate USEPA 9056A (mg/L)	25		0.79	1.9	4	40		1.6	3.8	8	11	0.79	1.9	4.0		29	0.79	1.9	4	
Sulfide SM 9034 (mg/L)	240	J	0.78	0.5	1	420		1.8	5.7	11	260	0.93	3.0	6.0		210	0.93	3	6	
Dissolved Organic Carbon SM 9060A (mg/L)	262.2		1.1	3.2	5	262.2		1.1	3.2	5	217.8	1.1	3.2	5		217.8	1.1	3.2	5	

Notes:
Analysis methods listed are accurate for most current sampling event. Previous analysis methods may be different.

[1]Carbon dioxide calculated from alkalinity results. Values for 2003 and 2004 were modified to be consistent with previous years' results.

< = less than reporting limit
µg/L = micrograms per liter
ID = identification number
J = estimated
LOQ = limit of quantification
mg/L = milligrams per liter
Qual = qualifier
RL = reporting limit
RSK = Robert S. Kerr Environmental Research Laboratory
SM = Standard Method
U = nondetect
USEPA = United States Environmental Protection Agency

TABLE E.2.1-66
CORNHUSKER ARMY AMMUNITION PLANT
WELL G0103-NATURAL ATTENUATION PARAMETERS

FIELD ID	G0103			G0103		
COLLECT DATE	8/18/2014			3/21/2013		
	Result	LOQ	Qual	Result	RL	Qual
NATURAL ATTENUATION PARAMETERS						
Methane RSK-175 (µg/L)	11	5		8	4.9	
Total Kjeldahl Nitrogen USEPA 351.2 (mg/L)	12	2		41.3	1	
Ammonia USEPA 350.1 (mg/L)	11	0.1		6.31	0.25	
Nitrate/Nitrite USEPA 353.2 (mg/L)	<	0.1	U	<	0.1	U
Alkalinity SM 2320B (mg/L)	390	5		400	1.25	
Carbon Dioxide SM 2320B (mg/L)[1]	890	25		744	25	
Sulfate USEPA 9056A (mg/L)	15	4		8.02	2	
Sulfide SM 9034 (mg/L)	260	6		428	1	
Dissolved Organic Carbon SM 9060A (mg/L)	173.3	5		178	10	

Notes:
Analysis methods listed are accurate for most current sampling event. Previous analysis methods may be different.

[1]Carbon dioxide calculated from alkalinity results. Values for 2003 and 2004 were modified to be consistent with previous years' results.

< = less than reporting limit
µg/L = micrograms per liter
ID = identification number
J = estimated
LOQ = limit of quantification
mg/L = milligrams per liter
Qual = qualifier
RL = reporting limit
RSK = Robert S. Kerr Environmental Research Laboratory
SM = Standard Method
U = nondetect
USEPA = United States Environmental Protection Agency

TABLE E.2.1-67
CORNHUSKER ARMY AMMUNITION PLANT
WELL G0104-NATURAL ATTENUATION PARAMETERS

FIELD ID	G0104					G0104					G0104					G0104				
COLLECT DATE	3/13/2018					3/23/2017					8/12/2016					8/5/2015				
	Result	Qual	DL	LOD	LOQ	Result	Qual	DL	LOD	LOQ	Result	DL	LOD	LOQ	Qual	Result	DL	LOD	LOQ	Qual
NATURAL ATTENUATION PARAMETERS																				
Methane RSK-175 (µg/L)	3800	J	0.22	0.8	5	1200		0.22	0.8	5	3100	0.22	0.80	5.0		1500	0.22	0.8	5	J
Total Kjeldahl Nitrogen USEPA 351.2 (mg/L)	1.7		0.18	0.5	1	1.8		0.18	0.5	1	1.6	0.18	0.50	1.0		2	0.18	0.5	1	
Ammonia USEPA 350.1 (mg/L)	1		0.022	0.05	0.1	1.2	J	0.022	0.05	0.1	1.4	0.022	0.050	0.10		2	0.022	0.05	0.1	
Nitrate/Nitrite USEPA 353.2 (mg/L)	<	U	0.019	0.05	0.1	<	U	0.019	0.05	0.1	<	0.019	0.050	0.10	U	<	0.019	0.05	0.1	U
Alkalinity SM 2320B (mg/L)	540		1.1	3.2	5	460		1.1	3.2	5	550	1.1	3.2	5.0		480	1.1	3.2	5	
Carbon Dioxide SM 2320B (mg/L)[1]	1200		2.3	5	50	960		2.3	5	50	920	2.3	5.0	50		910	2.3	5	50	
Sulfate USEPA 9056A (mg/L)	8.8		0.79	1.9	4	3.6	J	0.79	1.9	4	1.6	0.79	1.9	4.0	J	6.1	0.79	1.9	4	
Sulfide SM 9034 (mg/L)	8		0.16	0.5	1	5		0.16	0.5	1	6.5	0.16	0.50	1.0		8.9	0.16	0.5	1	
Dissolved Organic Carbon SM 9060A (mg/L)	240		1.1	3.2	5	204.4		1.1	3.2	5	244.4	1.1	3.2	5.0		213.3	1.1	3.2	5	

Notes:
Analysis methods listed are accurate for most current sampling event. Previous analysis methods may be different.

[1]Carbon dioxide calculated from alkalinity results. Values for 2003 and 2004 were modified to be consistent with previous years' results.

< = less than reporting limit
µg/L = micrograms per liter
ID = identification number
J = estimated
LOQ = limit of quantification
mg/L = milligrams per liter
Qual = qualifier
RL = reporting limit
RSK = Robert S. Kerr Environmental Research Laboratory
SM = Standard Method
U = nondetect
USEPA = United States Environmental Protection Agency

TABLE E.2.1-67
CORNHUSKER ARMY AMMUNITION PLANT
WELL G0104-NATURAL ATTENUATION PARAMETERS

FIELD ID	G0104			G0104		
COLLECT DATE	8/18/2014			3/12/2013		
	Result	LOQ	Qual	Result	RL	Qual
NATURAL ATTENUATION PARAMETERS						
Methane RSK-175 (µg/L)	320	5		10	5	
Total Kjeldahl Nitrogen USEPA 351.2 (mg/L)	2.7	1	U	2.92	1	
Ammonia USEPA 350.1 (mg/L)	2.3	0.1		1.37	0.25	
Nitrate/Nitrite USEPA 353.2 (mg/L)	<	0.1	U	<	0.1	U
Alkalinity SM 2320B (mg/L)	700	5		605	1.25	
Carbon Dioxide SM 2320B (mg/L)[1]	730	25		852	50	
Sulfate USEPA 9056A (mg/L)	2.4	4	J	0.802	2	J
Sulfide SM 9034 (mg/L)	91	2.8		9.2	1	
Dissolved Organic Carbon SM 9060A (mg/L)	311.1	5		269	10	

Notes:
Analysis methods listed are accurate for most current sampling event. Previous analysis methods may be different.

[1]Carbon dioxide calculated from alkalinity results. Values for 2003 and 2004 were modified to be consistent with previous years' results.

< = less than reporting limit
µg/L = micrograms per liter
ID = identification number
J = estimated
LOQ = limit of quantification
mg/L = milligrams per liter
Qual = qualifier
RL = reporting limit
RSK = Robert S. Kerr Environmental Research Laboratory
SM = Standard Method
U = nondetect
USEPA = United States Environmental Protection Agency

TABLE E.2.1-68
CORNHUSKER ARMY AMMUNITION PLANT
WELL G0105-NATURAL ATTENUATION PARAMETERS

FIELD ID	G0105					G0105					G0105					G0105				
COLLECT DATE	3/13/2018					3/22/2017					8/3/2016					8/5/2015				
	Result	Qual	DL	LOD	LOQ	Result	Qual	DL	LOD	LOQ	Result	DL	LOD	LOQ	Qual	Result	DL	LOD	LOQ	Qual
NATURAL ATTENUATION PARAMETERS																				
Methane RSK-175 (µg/L)	470		0.22	0.8	5	830		0.22	0.8	5	1700	0.22	0.80	5.0		1200	0.22	0.8	5	J
Total Kjeldahl Nitrogen USEPA 351.2 (mg/L)	3.4		0.18	0.5	1	3.7		0.18	0.5	1	4.8	0.18	0.50	1.0		2.6	0.18	0.5	1	
Ammonia USEPA 350.1 (mg/L)	2.3		0.022	0.05	0.1	3.5		0.022	0.05	0.1	4.1	0.022	0.050	0.10		3.8	0.022	0.05	0.1	
Nitrate/Nitrite USEPA 353.2 (mg/L)	<	U	0.019	0.05	0.1	<	U	0.019	0.05	0.1	<	0.019	0.050	0.10	U	<	0.019	0.05	0.1	U
Alkalinity SM 2320B (mg/L)	660		1.1	3.2	5	560		1.1	3.2	5	730	1.1	3.2	5.0		840	1.1	3.2	5	
Carbon Dioxide SM 2320B (mg/L)[1]	1000		1.2	5	50	960		2.3	5	50	840	2.3	5.0	50		640	2.3	5	50	
Sulfate USEPA 9056A (mg/L)	2.4	J	0.79	1.9	4	<	U	0.79	1.9	4	<	0.79	1.9	4.0	U	20	0.79	1.9	4	
Sulfide SM 9034 (mg/L)	6.6		0.16	0.5	1	5.7		0.16	0.5	1	8.5	0.16	0.50	1.0		12	0.16	0.5	1	
Dissolved Organic Carbon SM 9060A (mg/L)	293.3		1.1	3.2	5	248.9		1.1	3.2	5	324.4	1.1	3.2	5.0		373.3	1.1	3.2	5	

Notes:
Analysis methods listed are accurate for most current sampling event. Previous analysis methods may be different.

[1]Carbon dioxide calculated from alkalinity results. Values for 2003 and 2004 were modified to be consistent with previous years' results.

< = less than reporting limit
µg/L = micrograms per liter
ID = identification number
J = estimated
LOQ = limit of quantification
mg/L = milligrams per liter
Qual = qualifier
RL = reporting limit
RSK = Robert S. Kerr Environmental Research Laboratory
SM = Standard Method
U = nondetect
USEPA = United States Environmental Protection Agency

TABLE E.2.1-68
CORNHUSKER ARMY AMMUNITION PLANT
WELL G0105-NATURAL ATTENUATION PARAMETERS

FIELD ID	G0105			G0105		
COLLECT DATE	8/6/2014			3/12/2013		
	Result	LOQ	Qual	Result	RL	Qual
NATURAL ATTENUATION PARAMETERS						
Methane RSK-175 (µg/L)	160	5		460	100	
Total Kjeldahl Nitrogen USEPA 351.2 (mg/L)	1	1		3.21	1	
Ammonia USEPA 350.1 (mg/L)	1.2	0.1		1.36	0.25	
Nitrate/Nitrite USEPA 353.2 (mg/L)	<	0.1	U	<	0.1	U
Alkalinity SM 2320B (mg/L)	610	5		615	1.25	
Carbon Dioxide SM 2320B (mg/L)[1]	740	250		733	25	
Sulfate USEPA 9056A (mg/L)	2.2	4	J	24	2	
Sulfide SM 9034 (mg/L)	9.6	1		5.92	1	
Dissolved Organic Carbon SM 9060A (mg/L)	271.1	5		273	10	

Notes:
Analysis methods listed are accurate for most current sampling event. Previous analysis methods may be different.

[1]Carbon dioxide calculated from alkalinity results. Values for 2003 and 2004 were modified to be consistent with previous years' results.

< = less than reporting limit
µg/L = micrograms per liter
ID = identification number
J = estimated
LOQ = limit of quantification
mg/L = milligrams per liter
Qual = qualifier
RL = reporting limit
RSK = Robert S. Kerr Environmental Research Laboratory
SM = Standard Method
U = nondetect
USEPA = United States Environmental Protection Agency

TABLE E.2.1-69
CORNHUSKER ARMY AMMUNITION PLANT
WELL G0106-NATURAL ATTENUATION PARAMETERS

FIELD ID	G0106					G0106					G0106					G0106				
COLLECT DATE	3/14/2018					3/23/2017					8/3/2016					8/4/2015				
	Result	Qual	DL	LOD	LOQ	Result	Qual	DL	LOD	LOQ	Result	DL	LOD	LOQ	Qual	Result	DL	LOD	LOQ	Qual
NATURAL ATTENUATION PARAMETERS																				
Methane RSK-175 (µg/L)	3.7	J	0.22	0.8	5	3.7	J	0.22	0.8	5	35	0.22	0.80	5.0		12	0.22	0.8	5	J
Total Kjeldahl Nitrogen USEPA 351.2 (mg/L)	<	U	0.18	0.5	1	<	U	0.18	0.5	1	0.78	0.18	0.50	1.0	J	0.67	0.18	0.5	1	J
Ammonia USEPA 350.1 (mg/L)	0.082	J	0.022	0.05	0.1	<	U	0.022	0.05	0.1	0.10	0.022	0.050	0.10		0.069	0.022	0.05	0.1	J
Nitrate/Nitrite USEPA 353.2 (mg/L)	<	U	0.019	0.05	0.1	<	U	0.019	0.05	0.1	0.031	0.019	0.050	0.10	J	<	0.019	0.05	0.1	U
Alkalinity SM 2320B (mg/L)	390		1.1	3.2	5	430		1.1	3.2	5	410	1.1	3.2	5.0		430	1.1	3.2	5	
Carbon Dioxide SM 2320B (mg/L)[1]	1100		2.3	5	50	950		2.3	5	50	9400	23	50	500		900	2.3	5	50	
Sulfate USEPA 9056A (mg/L)	<	U	0.79	1.9	4	0.8	J	0.79	1.9	4	<	0.79	1.9	4.0	U	<	0.79	1.9	4	U
Sulfide SM 9034 (mg/L)	3.9		0.16	0.5	1	<	U	0.16	0.5	1	3.8	0.16	0.50	1.0		4.7	0.16	0.5	1	
Dissolved Organic Carbon SM 9060A (mg/L)	173.3		1.1	3.2	5	191.1		1.1	3.2	5	182.2	1.1	3.2	5.0		191.1	1.1	3.2	5	

Notes:
Analysis methods listed are accurate for most current sampling event. Previous analysis methods may be different.

[1]Carbon dioxide calculated from alkalinity results. Values for 2003 and 2004 were modified to be consistent with previous years' results.

< = less than reporting limit
µg/L = micrograms per liter
ID = identification number
J = estimated
LOQ = limit of quantification
mg/L = milligrams per liter
Qual = qualifier
RL = reporting limit
RSK = Robert S. Kerr Environmental Research Laboratory
SM = Standard Method
U = nondetect
USEPA = United States Environmental Protection Agency

TABLE E.2.1-69
CORNHUSKER ARMY AMMUNITION PLANT
WELL G0106-NATURAL ATTENUATION PARAMETERS

FIELD ID	G0106			G0106		
COLLECT DATE	8/7/2014			3/12/2013		
	Result	LOQ	Qual	Result	RL	Qual
NATURAL ATTENUATION PARAMETERS						
Methane RSK-175 (µg/L)	6.3	5		2.3	5	J
Total Kjeldahl Nitrogen USEPA 351.2 (mg/L)	0.78	1	J	0.711	1	J
Ammonia USEPA 350.1 (mg/L)	0.076	0.1	J	0.845	0.25	
Nitrate/Nitrite USEPA 353.2 (mg/L)	0.071	0.1	J	0.009	0.1	J
Alkalinity SM 2320B (mg/L)	390	5		390	1.25	
Carbon Dioxide SM 2320B (mg/L)[1]	930	50		1070	50	
Sulfate USEPA 9056A (mg/L)	1.3	4	J	<	2	U
Sulfide SM 9034 (mg/L)	3.6	1		4.34	1	
Dissolved Organic Carbon SM 9060A (mg/L)	173.3	5		173	10	

Notes:
Analysis methods listed are accurate for most current sampling event. Previous analysis methods may be different.

[1]Carbon dioxide calculated from alkalinity results. Values for 2003 and 2004 were modified to be consistent with previous years' results.

< = less than reporting limit
µg/L = micrograms per liter
ID = identification number
J = estimated
LOQ = limit of quantification
mg/L = milligrams per liter
Qual = qualifier
RL = reporting limit
RSK = Robert S. Kerr Environmental Research Laboratory
SM = Standard Method
U = nondetect
USEPA = United States Environmental Protection Agency

TABLE E.2.1-70
CORNHUSKER ARMY AMMUNITION PLANT
WELL G0107-NATURAL ATTENUATION PARAMETERS

FIELD ID	G0107					G0107					G0107					G0107				
COLLECT DATE	3/14/2018					3/22/2017					8/3/2016					8/5/2015				
	Result	Qual	DL	LOD	LOQ	Result	Qual	DL	LOD	LOQ	Result	DL	LOD	LOQ	Qual	Result	DL	LOD	LOQ	Qual
NATURAL ATTENUATION PARAMETERS																				
Methane RSK-175 (µg/L)			NS			8300		0.22	0.8	5	7300	0.22	0.80	5.0		5500	0.22	0.8	5	J
Total Kjeldahl Nitrogen USEPA 351.2 (mg/L)	1.4		0.18	0.5	1	<	U	0.18	0.5	1	1.4	0.18	0.50	1.0		0.98	0.18	0.5	1	J
Ammonia USEPA 350.1 (mg/L)	0.69		0.022	0.05	0.1	0.37		0.022	0.05	0.1	0.62	0.022	0.050	0.10		0.91	0.022	0.05	0.1	
Nitrate/Nitrite USEPA 353.2 (mg/L)	<	U	0.019	0.05	0.1	<	U	0.019	0.05	0.1	<	0.019	0.050	0.10	U	<	0.019	0.05	0.1	U
Alkalinity SM 2320B (mg/L)	420		1.1	3.2	5	460		1.1	3.2	5	540	1.1	3.2	5.0		760	1.1	3.2	5	
Carbon Dioxide SM 2320B (mg/L)[1]	1100		2.3	5	50	1100		2.3	5	50	9200	23	50	500		660	2.3	5	50	
Sulfate USEPA 9056A (mg/L)	<	U	0.79	1.9	4	<	U	0.79	1.9	4	<	0.79	1.9	4.0	U	3.5	0.79	1.9	4	J
Sulfide SM 9034 (mg/L)	4.3		0.16	0.5	1	4.6		0.16	0.5	1	5.1	0.16	0.50	1.0		13	0.16	0.5	1	
Dissolved Organic Carbon SM 9060A (mg/L)	186.7		1.1	3.2	5	204.4		1.1	3.2	5	240	1.1	3.2	5.0		337.8	1.1	3.2	5	

Notes:
Analysis methods listed are accurate for most current sampling event. Previous analysis methods may be different.

[1]Carbon dioxide calculated from alkalinity results. Values for 2003 and 2004 were modified to be consistent with previous years' results.

< = less than reporting limit
µg/L = micrograms per liter
ID = identification number
J = estimated
LOQ = limit of quantification
mg/L = milligrams per liter
Qual = qualifier
RL = reporting limit
RSK = Robert S. Kerr Environmental Research Laboratory
SM = Standard Method
U = nondetect
USEPA = United States Environmental Protection Agency

TABLE E.2.1-70
CORNHUSKER ARMY AMMUNITION PLANT
WELL G0107-NATURAL ATTENUATION PARAMETERS

FIELD ID	G0107			G0107		
COLLECT DATE	8/7/2014			3/12/2013		
	Result	LOQ	Qual	Result	RL	Qual
NATURAL ATTENUATION PARAMETERS						
Methane RSK-175 (µg/L)	13000	5		1200	100	
Total Kjeldahl Nitrogen USEPA 351.2 (mg/L)	0.39	1	J	1.02	1	
Ammonia USEPA 350.1 (mg/L)	0.35	0.1		0.937	0.25	
Nitrate/Nitrite USEPA 353.2 (mg/L)	<	0.1	U	<	0.1	U
Alkalinity SM 2320B (mg/L)	450	5		410	1.25	
Carbon Dioxide SM 2320B (mg/L)[1]	950	50		1050	50	
Sulfate USEPA 9056A (mg/L)	<	4	UJ	0.401	2	J
Sulfide SM 9034 (mg/L)	4.2	1		4.87	1	
Dissolved Organic Carbon SM 9060A (mg/L)	200	5		182	10	

Notes:
Analysis methods listed are accurate for most current sampling event. Previous analysis methods may be different.

[1]Carbon dioxide calculated from alkalinity results. Values for 2003 and 2004 were modified to be consistent with previous years' results.

< = less than reporting limit
µg/L = micrograms per liter
ID = identification number
J = estimated
LOQ = limit of quantification
mg/L = milligrams per liter
Qual = qualifier
RL = reporting limit
RSK = Robert S. Kerr Environmental Research Laboratory
SM = Standard Method
U = nondetect
USEPA = United States Environmental Protection Agency

TABLE E.2.1-71
CORNHUSKER ARMY AMMUNITION PLANT
WELL G0108-NATURAL ATTENUATION PARAMETERS

FIELD ID	G0108					G0108					G0108					G0108				
COLLECT DATE	3/21/2018					3/28/2017					8/6/2016					8/17/2015				
	Result	Qual	DL	LOD	LOQ	Result	Qual	DL	LOD	LOQ	Result	DL	LOD	LOQ	Qual	Result	DL	LOD	LOQ	Qual
NATURAL ATTENUATION PARAMETERS																				
Methane RSK-175 (µg/L)	25000		0.65	2.4	15	23000	J	0.44	1.6	10	18000	0.44	1.6	10		16000	0.44	1.6	10	J
Total Kjeldahl Nitrogen USEPA 351.2 (mg/L)	8.5		0.18	0.5	1	9.2		0.36	1	2	3.0	0.18	0.50	1.0		2.1	0.18	0.5	1	
Ammonia USEPA 350.1 (mg/L)	5.9		0.044	0.1	0.2	7.3		0.11	0.25	0.5	0.81	0.022	0.050	0.10		0.074	0.022	0.05	0.1	J
Nitrate/Nitrite USEPA 353.2 (mg/L)	<	U	0.019	0.05	0.1	<	U	0.019	0.05	0.1	<	0.019	0.050	0.10	U	<	0.019	0.05	0.1	U
Alkalinity SM 2320B (mg/L)	440		1.1	3.2	5	450		1.1	3.2	5	420	1.1	3.2	5.0		440	1.1	3.2	5	
Carbon Dioxide SM 2320B (mg/L)[1]	4.6	J	0.23	0.5	5	3.8	J	0.23	0.5	5	15	0.23	0.50	5.0		2.2	0.23	0.5	5	J
Sulfate USEPA 9056A (mg/L)	0.8	J	0.79	1.9	4	<	U	0.79	1.9	4	0.80	0.79	1.9	4.0	J	1.1	0.79	1.9	4	J
Sulfide SM 9034 (mg/L)	9.3		0.16	0.5	1	16		0.16	0.5	1	17	0.16	0.50	1.0		83	0.35	1.1	2.3	
Dissolved Organic Carbon SM 9060A (mg/L)	195.6		1.1	3.2	5	200		1.1	3.2	5	186.7	1.1	3.2	5.0		195.6	1.1	3.2	5	

Notes:
Analysis methods listed are accurate for most current sampling event. Previous analysis methods may be different.

[1]Carbon dioxide calculated from alkalinity results. Values for 2003 and 2004 were modified to be consistent with previous years' results.

< = less than reporting limit
µg/L = micrograms per liter
ID = identification number
J = estimated
LOQ = limit of quantification
mg/L = milligrams per liter
Qual = qualifier
RL = reporting limit
RSK = Robert S. Kerr Environmental Research Laboratory
SM = Standard Method
U = nondetect
USEPA = United States Environmental Protection Agency

TABLE E.2.1-71
CORNHUSKER ARMY AMMUNITION PLANT
WELL G0108-NATURAL ATTENUATION PARAMETERS

FIELD ID	G0108			G0108		
COLLECT DATE	8/12/2014			3/18/2013		
	Result	LOQ	Qual	Result	RL	Qual
NATURAL ATTENUATION PARAMETERS						
Methane RSK-175 (µg/L)	14000	5		3000	100	
Total Kjeldahl Nitrogen USEPA 351.2 (mg/L)	0.64	1	J	1.89	1	
Ammonia USEPA 350.1 (mg/L)	0.085	0.1	J	0.675	0.25	
Nitrate/Nitrite USEPA 353.2 (mg/L)	<	0.1	U	3.03	0.1	
Alkalinity SM 2320B (mg/L)	220	5		90	1.25	
Carbon Dioxide SM 2320B (mg/L)[1]	16	5		18.8	1	
Sulfate USEPA 9056A (mg/L)	<	4	U	0.2	2	J
Sulfide SM 9034 (mg/L)	51	1		2.12	1	
Dissolved Organic Carbon SM 9060A (mg/L)	97.78	5		40	10	

Notes:
Analysis methods listed are accurate for most current sampling event. Previous analysis methods may be different.

[1]Carbon dioxide calculated from alkalinity results. Values for 2003 and 2004 were modified to be consistent with previous years' results.

< = less than reporting limit
µg/L = micrograms per liter
ID = identification number
J = estimated
LOQ = limit of quantification
mg/L = milligrams per liter
Qual = qualifier
RL = reporting limit
RSK = Robert S. Kerr Environmental Research Laboratory
SM = Standard Method
U = nondetect
USEPA = United States Environmental Protection Agency

TABLE E.2.1-72
CORNHUSKER ARMY AMMUNITION PLANT
WELL G0109-NATURAL ATTENUATION PARAMETERS

FIELD ID	G0109					G0109					G0109					G0109				
COLLECT DATE	3/21/2018					3/29/2017					8/16/2016					8/13/2015				
	Result	Qual	DL	LOD	LOQ	Result	Qual	DL	LOD	LOQ	Result	DL	LOD	LOQ	Qual	Result	DL	LOD	LOQ	Qual
NATURAL ATTENUATION PARAMETERS																				
Methane RSK-175 (µg/L)	8000	J	0.22	0.8	5	14000	J	0.22	0.8	5	14000	0.22	0.80	5.0		13000	0.22	0.8	5	
Total Kjeldahl Nitrogen USEPA 351.2 (mg/L)	2.5		0.18	0.5	1	2.3		0.18	0.5	1	1.5	0.18	0.50	1.0		1.1	0.18	0.5	1	
Ammonia USEPA 350.1 (mg/L)	1.7		0.022	0.05	0.1	1.9		0.022	0.05	0.1	1.3	0.022	0.050	0.10		1.6	0.022	0.05	0.1	
Nitrate/Nitrite USEPA 353.2 (mg/L)	<	U	0.019	0.05	0.1	<	U	0.038	0.1	0.2	2.4	0.019	0.050	0.10		0.58	0.019	0.05	0.1	
Alkalinity SM 2320B (mg/L)	270		1.1	3.2	5	240		1.1	3.2	5	200	1.1	3.2	5.0		200	1.1	3.2	5	
Carbon Dioxide SM 2320B (mg/L)[1]	72		0.23	0.5	5	89		0.23	0.5	5	77	0.23	0.50	5.0		65	0.23	0.5	5	
Sulfate USEPA 9056A (mg/L)	<	UJ	10	10	10	<	U	0.79	1.9	4	<	0.79	1.9	4.0	U	0.8	0.79	1.9	4	J
Sulfide SM 9034 (mg/L)	3.5		0.16	0.5	1	4.7		0.16	0.5	1	3.6	0.16	0.50	1.0		3.1	0.16	0.5	1	
Dissolved Organic Carbon SM 9060A (mg/L)	120		1.1	3.2	5	106.7		1.1	3.2	5	88.89	1.1	3.2	5.0		88.89	1.1	3.2	5	

Notes:
Analysis methods listed are accurate for most current sampling event. Previous analysis methods may be different.

[1]Carbon dioxide calculated from alkalinity results. Values for 2003 and 2004 were modified to be consistent with previous years' results.

< = less than reporting limit
µg/L = micrograms per liter
ID = identification number
J = estimated
LOQ = limit of quantification
mg/L = milligrams per liter
Qual = qualifier
RL = reporting limit
RSK = Robert S. Kerr Environmental Research Laboratory
SM = Standard Method
U = nondetect
USEPA = United States Environmental Protection Agency

TABLE E.2.1-72
CORNHUSKER ARMY AMMUNITION PLANT
WELL G0109-NATURAL ATTENUATION PARAMETERS

FIELD ID	G0109			G0109		
COLLECT DATE	3/21/2014			3/21/2013		
	Result	LOQ	Qual	Result	RL	Qual
NATURAL ATTENUATION PARAMETERS						
Methane RSK-175 (µg/L)	18000	10	J	21000	94	
Total Kjeldahl Nitrogen USEPA 351.2 (mg/L)	1.3	1		10.4	1	
Ammonia USEPA 350.1 (mg/L)	1.7	0.1		3.57	0.25	
Nitrate/Nitrite USEPA 353.2 (mg/L)	1.2	0.1		<	0.1	U
Alkalinity SM 2320B (mg/L)	220	5		550	1.25	
Carbon Dioxide SM 2320B (mg/L)[1]	42	5		1.1	1	
Sulfate USEPA 9056A (mg/L)	<	4	U	2	2	
Sulfide SM 9034 (mg/L)	3.8	1		13.2	1	
Dissolved Organic Carbon SM 9060A (mg/L)	97.78	5		244	10	

Notes:
Analysis methods listed are accurate for most current sampling event. Previous analysis methods may be different.

[1]Carbon dioxide calculated from alkalinity results. Values for 2003 and 2004 were modified to be consistent with previous years' results.

< = less than reporting limit
µg/L = micrograms per liter
ID = identification number
J = estimated
LOQ = limit of quantification
mg/L = milligrams per liter
Qual = qualifier
RL = reporting limit
RSK = Robert S. Kerr Environmental Research Laboratory
SM = Standard Method
U = nondetect
USEPA = United States Environmental Protection Agency

TABLE E.2.1-73
CORNHUSKER ARMY AMMUNITION PLANT
WELL G0110-NATURAL ATTENUATION PARAMETERS

FIELD ID	G0110					G0110					G0110					G0110				
COLLECT DATE	3/22/2018					3/29/2017					8/16/2016					8/17/2015				
	Result	Qual	DL	LOD	LOQ	Result	Qual	DL	LOD	LOQ	Result	DL	LOD	LOQ	Qual	Result	DL	LOD	LOQ	Qual
NATURAL ATTENUATION PARAMETERS																				
Methane RSK-175 (µg/L)	24000		0.65	2.4	15	22000	J	0.44	1.6	10	17000	0.65	2.4	15		16000	0.44	1.6	10	
Total Kjeldahl Nitrogen USEPA 351.2 (mg/L)	9.3		0.45	1.3	2.5	8		0.36	1	2	2.9	0.18	0.50	1.0		2.2	0.18	0.5	1	
Ammonia USEPA 350.1 (mg/L)	4.9		0.022	0.05	0.1	4.6		0.022	0.05	0.1	1.8	0.022	0.050	0.10		1.5	0.022	0.05	0.1	
Nitrate/Nitrite USEPA 353.2 (mg/L)	<	U	0.019	0.05	0.1	<	U	0.019	0.05	0.1	<	0.019	0.050	0.10	U	0.77	0.019	0.05	0.1	
Alkalinity SM 2320B (mg/L)	580		1.1	3.2	5	680		1.1	3.2	5	580	1.1	3.2	5.0		410	1.1	3.2	5	
Carbon Dioxide SM 2320B (mg/L)[1]	10		0.23	0.5	5	3.6	J	0.23	0.5	5	23	0.23	0.50	5.0		38	0.23	0.5	5	
Sulfate USEPA 9056A (mg/L)	13		10	10	10	<	U	0.79	1.9	4	<	0.79	1.9	4.0	U	<	0.79	1.9	4	U
Sulfide SM 9034 (mg/L)	16		0.16	0.5	1	21		0.16	0.5	1	11	0.16	0.50	1.0		9	0.16	0.5	1	
Dissolved Organic Carbon SM 9060A (mg/L)	257.8		1.1	3.2	5	302.2		1.1	3.2	5	257.8	1.1	3.2	5.0		182.2	1.1	3.2	5	

Notes:
Analysis methods listed are accurate for most current sampling event. Previous analysis methods may be different.

[1]Carbon dioxide calculated from alkalinity results. Values for 2003 and 2004 were modified to be consistent with previous years' results.

< = less than reporting limit
µg/L = micrograms per liter
ID = identification number
J = estimated
LOQ = limit of quantification
mg/L = milligrams per liter
Qual = qualifier
RL = reporting limit
RSK = Robert S. Kerr Environmental Research Laboratory
SM = Standard Method
U = nondetect
USEPA = United States Environmental Protection Agency

TABLE E.2.1-73
CORNHUSKER ARMY AMMUNITION PLANT
WELL G0110-NATURAL ATTENUATION PARAMETERS

FIELD ID	G0110			G0110		
COLLECT DATE	8/18/2014			3/18/2013		
	Result	LOQ	Qual	Result	RL	Qual
NATURAL ATTENUATION PARAMETERS						
Methane RSK-175 (µg/L)	14000	5		6900	250	
Total Kjeldahl Nitrogen USEPA 351.2 (mg/L)	<	1	U	0.194	1	J
Ammonia USEPA 350.1 (mg/L)	1.3	0.1		1.23	0.25	
Nitrate/Nitrite USEPA 353.2 (mg/L)	<	0.1	U	0.253	0.1	
Alkalinity SM 2320B (mg/L)	410	5		252	1.25	
Carbon Dioxide SM 2320B (mg/L)[1]	31	5		23.6	1	
Sulfate USEPA 9056A (mg/L)	<	4	U	2	2	
Sulfide SM 9034 (mg/L)	5.4	1		4.19	1	
Dissolved Organic Carbon SM 9060A (mg/L)	182.2	5		112	10	

Notes:
Analysis methods listed are accurate for most current sampling event. Previous analysis methods may be different.

[1]Carbon dioxide calculated from alkalinity results. Values for 2003 and 2004 were modified to be consistent with previous years' results.

< = less than reporting limit
µg/L = micrograms per liter
ID = identification number
J = estimated
LOQ = limit of quantification
mg/L = milligrams per liter
Qual = qualifier
RL = reporting limit
RSK = Robert S. Kerr Environmental Research Laboratory
SM = Standard Method
U = nondetect
USEPA = United States Environmental Protection Agency

TABLE E.2.1-74
CORNHUSKER ARMY AMMUNITION PLANT
WELL G0111-NATURAL ATTENUATION PARAMETERS

FIELD ID	G0111					G0111					G0111					G0111				
COLLECT DATE	3/15/2018					3/25/2017					8/4/2016					8/10/2015				
	Result	Qual	DL	LOD	LOQ	Result	Qual	DL	LOD	LOQ	Result	DL	LOD	LOQ	Qual	Result	DL	LOD	LOQ	Qual
NATURAL ATTENUATION PARAMETERS																				
Methane RSK-175 (µg/L)	18000		0.65	2.4	15	16000		0.44	1.6	10	12000	0.22	0.80	5.0		11000	0.44	1.6	10	J
Total Kjeldahl Nitrogen USEPA 351.2 (mg/L)	1.5		0.18	0.5	1	1.6		0.18	0.5	1	2.4	0.18	0.50	1.0		2.2	0.18	0.5	1	
Ammonia USEPA 350.1 (mg/L)	0.59		0.022	0.05	0.1	0.54		0.022	0.05	0.1	0.91	0.022	0.050	0.10		1.3	0.022	0.05	0.1	
Nitrate/Nitrite USEPA 353.2 (mg/L)	0.87		0.019	0.05	0.1	<	U	0.019	0.05	0.1	0.18	0.019	0.050	0.10		<	0.019	0.05	0.1	UJ
Alkalinity SM 2320B (mg/L)	600		1.1	3.2	5	570		1.1	3.2	5	650	1.1	3.2	5.0		580	1.1	3.2	5	
Carbon Dioxide SM 2320B (mg/L)[1]	160		0.23	0.5	5	54		0.23	0.5	5	56	0.23	0.50	5.0		110	0.23	0.5	5	
Sulfate USEPA 9056A (mg/L)	0.8	J	0.79	1.9	4	<	U	0.79	1.9	4	<	0.79	1.9	4.0	U	<	0.79	1.9	4	UJ
Sulfide SM 9034 (mg/L)	6.6		0.16	0.5	1	5.7		0.16	0.5	1	7.1	0.16	0.50	1.0		7.8	0.16	0.5	1	
Dissolved Organic Carbon SM 9060A (mg/L)	266.7		1.1	3.2	5	253.3		1.1	3.2	5	288.9	1.1	3.2	5.0		257.8	1.1	3.2	5	

Notes:
Analysis methods listed are accurate for most current sampling event. Previous analysis methods may be different.

[1]Carbon dioxide calculated from alkalinity results. Values for 2003 and 2004 were modified to be consistent with previous years' results.

< = less than reporting limit
µg/L = micrograms per liter
ID = identification number
J = estimated
LOQ = limit of quantification
mg/L = milligrams per liter
Qual = qualifier
RL = reporting limit
RSK = Robert S. Kerr Environmental Research Laboratory
SM = Standard Method
U = nondetect
USEPA = United States Environmental Protection Agency

TABLE E.2.1-74
CORNHUSKER ARMY AMMUNITION PLANT
WELL G0111-NATURAL ATTENUATION PARAMETERS

FIELD ID	G0111			G0111		
COLLECT DATE	8/12/2014			3/19/2013		
	Result	LOQ	Qual	Result	RL	Qual
NATURAL ATTENUATION PARAMETERS						
Methane RSK-175 (µg/L)	8000	5		10000	94	
Total Kjeldahl Nitrogen USEPA 351.2 (mg/L)	1.9	1		8.02	1	
Ammonia USEPA 350.1 (mg/L)	2	0.1		2.61	0.25	
Nitrate/Nitrite USEPA 353.2 (mg/L)	<	0.1	U	<	0.1	U
Alkalinity SM 2320B (mg/L)	520	5		1220	1.25	
Carbon Dioxide SM 2320B (mg/L)[1]	80	5		82.6	5	
Sulfate USEPA 9056A (mg/L)	<	4	U	0.401	2	J
Sulfide SM 9034 (mg/L)	4.6	1		39.8	1	
Dissolved Organic Carbon SM 9060A (mg/L)	231.1	5		542	10	

Notes:
Analysis methods listed are accurate for most current sampling event. Previous analysis methods may be different.

[1]Carbon dioxide calculated from alkalinity results. Values for 2003 and 2004 were modified to be consistent with previous years' results.

< = less than reporting limit
µg/L = micrograms per liter
ID = identification number
J = estimated
LOQ = limit of quantification
mg/L = milligrams per liter
Qual = qualifier
RL = reporting limit
RSK = Robert S. Kerr Environmental Research Laboratory
SM = Standard Method
U = nondetect
USEPA = United States Environmental Protection Agency

TABLE E.2.1-75
CORNHUSKER ARMY AMMUNITION PLANT
WELL G0112-NATURAL ATTENUATION PARAMETERS

FIELD ID	G0112					G0112					G0112					G0112				
COLLECT DATE	3/21/2018					3/28/2017					8/10/2016					8/12/2015				
	Result	Qual	DL	LOD	LOQ	Result	Qual	DL	LOD	LOQ	Result	DL	LOD	LOQ	Qual	Result	DL	LOD	LOQ	Qual
NATURAL ATTENUATION PARAMETERS																				
Methane RSK-175 (µg/L)	9600	J	0.22	0.8	5	14000		0.22	0.8	5	11000	0.22	0.80	5.0		12000	0.22	0.8	5	
Total Kjeldahl Nitrogen USEPA 351.2 (mg/L)	<	U	0.18	0.5	1	<	U	0.18	0.5	1	0.44	0.18	0.50	1.0	J	0.78	0.18	0.5	1	J
Ammonia USEPA 350.1 (mg/L)	0.28		0.022	0.05	0.1	0.36	J	0.022	0.05	0.1	0.49	0.022	0.050	0.10		0.89	0.022	0.05	0.1	
Nitrate/Nitrite USEPA 353.2 (mg/L)	4		0.019	0.05	0.1	0.055	J	0.019	0.05	0.1	8.3	0.019	0.050	0.10		3.5	0.019	0.05	0.1	J
Alkalinity SM 2320B (mg/L)	220		1.1	3.2	5	210		1.1	3.2	5	210	1.1	3.2	5.0		220	1.1	3.2	5	
Carbon Dioxide SM 2320B (mg/L)[1]	110		0.23	0.5	5	71		0.23	0.5	5	63	0.23	0.50	5.0		54	0.23	0.5	5	
Sulfate USEPA 9056A (mg/L)	<	U	0.79	1.9	4	<	U	0.79	1.9	4	1.1	0.79	1.9	4.0	J	<	0.79	1.9	4	U
Sulfide SM 9034 (mg/L)	2.8		0.16	0.5	1	3.4		0.16	0.5	1	3.4	0.16	0.50	1.0		3.6	0.16	0.5	1	
Dissolved Organic Carbon SM 9060A (mg/L)	97.78		1.1	3.2	5	93.33		1.1	3.2	5	93.33	1.1	3.2	5.0		97.78	1.1	3.2	5	

Notes:
Analysis methods listed are accurate for most current sampling event. Previous analysis methods may be different.

[1]Carbon dioxide calculated from alkalinity results. Values for 2003 and 2004 were modified to be consistent with previous years' results.

< = less than reporting limit
µg/L = micrograms per liter
ID = identification number
J = estimated
LOQ = limit of quantification
mg/L = milligrams per liter
Qual = qualifier
RL = reporting limit
RSK = Robert S. Kerr Environmental Research Laboratory
SM = Standard Method
U = nondetect
USEPA = United States Environmental Protection Agency

TABLE E.2.1-75
CORNHUSKER ARMY AMMUNITION PLANT
WELL G0112-NATURAL ATTENUATION PARAMETERS

FIELD ID	G0112		
COLLECT DATE	8/15/2014		
	Result	LOQ	Qual
NATURAL ATTENUATION PARAMETERS			
Methane RSK-175 (µg/L)	9200	5	J
Total Kjeldahl Nitrogen USEPA 351.2 (mg/L)	0.55	1	J
Ammonia USEPA 350.1 (mg/L)	0.56	0.1	
Nitrate/Nitrite USEPA 353.2 (mg/L)	0.35	0.1	
Alkalinity SM 2320B (mg/L)	260	5	
Carbon Dioxide SM 2320B (mg/L)[1]	26	5	
Sulfate USEPA 9056A (mg/L)	<	4	U
Sulfide SM 9034 (mg/L)	3.9	1	
Dissolved Organic Carbon SM 9060A (mg/L)	115.6	5	

Notes:
Analysis methods listed are accurate for most current sampling event. Previous analysis methods may be different.

[1]Carbon dioxide calculated from alkalinity results. Values for 2003 and 2004 were modified to be consistent with previous years' results.

< = less than reporting limit
µg/L = micrograms per liter
ID = identification number
J = estimated
LOQ = limit of quantification
mg/L = milligrams per liter
Qual = qualifier
RL = reporting limit
RSK = Robert S. Kerr Environmental Research Laboratory
SM = Standard Method
U = nondetect
USEPA = United States Environmental Protection Agency

TABLE E.2.1-76
CORNHUSKER ARMY AMMUNITION PLANT
WELL G0113-NATURAL ATTENUATION PARAMETERS

FIELD ID	G0113					G0113					G0113					G0113				
COLLECT DATE	3/21/2018					3/28/2017					8/10/2016					8/14/2015				
	Result	Qual	DL	LOD	LOQ	Result	Qual	DL	LOD	LOQ	Result	DL	LOD	LOQ	Qual	Result	DL	LOD	LOQ	Qual
NATURAL ATTENUATION PARAMETERS																				
Methane RSK-175 (µg/L)	21000		0.65	2.4	15	21000		0.44	1.6	10	21000	0.44	1.6	10		17000	0.44	1.6	10	
Total Kjeldahl Nitrogen USEPA 351.2 (mg/L)	2.9		0.18	0.5	1	3.2		0.18	0.5	0.1	19	0.90	2.5	5.0		28	0.9	2.5	5	
Ammonia USEPA 350.1 (mg/L)	1		0.022	0.05	0.1	1.7		0.022	0.05	0.1	11	0.11	0.25	0.50		16	0.44	1	2	
Nitrate/Nitrite USEPA 353.2 (mg/L)	0.22		0.019	0.05	0.1	<	U	0.019	0.05	1	<	0.019	0.050	0.10	U	<	0.038	0.1	0.2	U
Alkalinity SM 2320B (mg/L)	330		1.1	3.2	5	360		1.1	3.2	5	660	1.1	3.2	5.0		540	1.1	3.2	5	
Carbon Dioxide SM 2320B (mg/L)[1]	37		0.23	0.5	5	28		0.23	0.5	5	11	2.3	5.0	50	J	33	2.3	5	50	J
Sulfate USEPA 9056A (mg/L)	<	U	0.79	1.9	4	1.2	J	0.79	1.9	4	<	0.79	1.9	4.0	U	1.3	0.79	1.9	4	J
Sulfide SM 9034 (mg/L)	6.4		0.16	0.5	1	7.7		0.16	0.5	1	150	0.78	2.5	5.0		630	2.2	7	14	
Dissolved Organic Carbon SM 9060A (mg/L)	146.7		1.1	3.2	5	160		1.1	3.2	5	293.3	1.1	3.2	5.0		240	1.1	3.2	5	

Notes:
Analysis methods listed are accurate for most current sampling event. Previous analysis methods may be different.

[1]Carbon dioxide calculated from alkalinity results. Values for 2003 and 2004 were modified to be consistent with previous years' results.

< = less than reporting limit
µg/L = micrograms per liter
ID = identification number
J = estimated
LOQ = limit of quantification
mg/L = milligrams per liter
Qual = qualifier
RL = reporting limit
RSK = Robert S. Kerr Environmental Research Laboratory
SM = Standard Method
U = nondetect
USEPA = United States Environmental Protection Agency

TABLE E.2.1-76
CORNHUSKER ARMY AMMUNITION PLANT
WELL G0113-NATURAL ATTENUATION PARAMETERS

FIELD ID	G0113		
COLLECT DATE	8/15/2014		
	Result	LOQ	Qual
NATURAL ATTENUATION PARAMETERS			
Methane RSK-175 (µg/L)	4100	5	J
Total Kjeldahl Nitrogen USEPA 351.2 (mg/L)	62	1	
Ammonia USEPA 350.1 (mg/L)	13	0.1	
Nitrate/Nitrite USEPA 353.2 (mg/L)	0.11	0.1	
Alkalinity SM 2320B (mg/L)			R
Carbon Dioxide SM 2320B (mg/L)[1]	330	25	
Sulfate USEPA 9056A (mg/L)	<	4	U
Sulfide SM 9034 (mg/L)	3400	70	
Dissolved Organic Carbon SM 9060A (mg/L)			R

Notes:
Analysis methods listed are accurate for most current sampling event. Previous analysis methods may be different.

[1]Carbon dioxide calculated from alkalinity results. Values for 2003 and 2004 were modified to be consistent with previous years' results.

< = less than reporting limit
µg/L = micrograms per liter
ID = identification number
J = estimated
LOQ = limit of quantification
mg/L = milligrams per liter
Qual = qualifier
RL = reporting limit
RSK = Robert S. Kerr Environmental Research Laboratory
SM = Standard Method
U = nondetect
USEPA = United States Environmental Protection Agency

TABLE E.2.1-77
CORNHUSKER ARMY AMMUNITION PLANT
WELL G0114-NATURAL ATTENUATION PARAMETERS

FIELD ID	G0114					G0114					G0114					G0114				
COLLECT DATE	3/23/2018					3/30/2017					8/15/2016					8/17/2015				
	Result	Qual	DL	LOD	LOQ	Result	Qual	DL	LOD	LOQ	Result	DL	LOD	LOQ	Qual	Result	DL	LOD	LOQ	Qual
NATURAL ATTENUATION PARAMETERS																				
Methane RSK-175 (µg/L)	21000	J	0.65	2.4	15	22000		0.44	1.6	10	18000	0.44	1.6	10		12000	0.44	1.6	10	
Total Kjeldahl Nitrogen USEPA 351.2 (mg/L)	2.3		0.18	0.5	1	3		0.18	0.5	1	3.4	0.18	0.50	1.0		1.9	0.18	0.5	1	
Ammonia USEPA 350.1 (mg/L)	1.5		0.022	0.05	0.1	2.2		0.022	0.05	0.1	2.9	0.11	0.25	0.50		1.5	0.022	0.05	0.1	
Nitrate/Nitrite USEPA 353.2 (mg/L)	<	U	0.019	0.05	0.1	<	U	0.019	0.05	0.1	0.29	0.019	0.050	0.10		0.52	0.019	0.05	0.1	
Alkalinity SM 2320B (mg/L)	230		1.1	3.2	5	260		1.1	3.2	5	320	1.1	3.2	5.0		250	1.1	3.2	5	
Carbon Dioxide SM 2320B (mg/L)[1]	78		0.23	0.5	5	64		0.23	0.5	5	33	0.23	0.50	5.0		54	0.23	0.5	5	
Sulfate USEPA 9056A (mg/L)	<	U	10	10	10	<	U	0.79	1.9	4	<	0.79	1.9	4.0	U	<	0.79	1.9	4	U
Sulfide SM 9034 (mg/L)	3.6		0.16	0.5	1	5.2		0.16	0.5	1	17	0.16	0.50	1.0		7.1	0.16	0.5	1	
Dissolved Organic Carbon SM 9060A (mg/L)	102.2		1.1	3.2	5	115.6		1.1	3.2	5	142.2	1.1	3.2	5.0		111.1	1.1	3.2	5	

Notes:
Analysis methods listed are accurate for most current sampling event. Previous analysis methods may be different.

[1]Carbon dioxide calculated from alkalinity results. Values for 2003 and 2004 were modified to be consistent with previous years' results.

< = less than reporting limit
µg/L = micrograms per liter
ID = identification number
J = estimated
LOQ = limit of quantification
mg/L = milligrams per liter
Qual = qualifier
RL = reporting limit
RSK = Robert S. Kerr Environmental Research Laboratory
SM = Standard Method
U = nondetect
USEPA = United States Environmental Protection Agency

TABLE E.2.1-77
CORNHUSKER ARMY AMMUNITION PLANT
WELL G0114-NATURAL ATTENUATION PARAMETERS

FIELD ID	G0114		
COLLECT DATE	8/13/2014		
	Result	LOQ	Qual
NATURAL ATTENUATION PARAMETERS			
Methane RSK-175 (µg/L)	17000	10	
Total Kjeldahl Nitrogen USEPA 351.2 (mg/L)	1.2	1	
Ammonia USEPA 350.1 (mg/L)	0.69	0.1	
Nitrate/Nitrite USEPA 353.2 (mg/L)	0.062	0.1	J
Alkalinity SM 2320B (mg/L)	310	5	
Carbon Dioxide SM 2320B (mg/L)[1]	20	5	
Sulfate USEPA 9056A (mg/L)	<	4	U
Sulfide SM 9034 (mg/L)	9.5	1	
Dissolved Organic Carbon SM 9060A (mg/L)	137.8	5	

Notes:
Analysis methods listed are accurate for most current sampling event. Previous analysis methods may be different.

[1]Carbon dioxide calculated from alkalinity results. Values for 2003 and 2004 were modified to be consistent with previous years' results.

< = less than reporting limit
µg/L = micrograms per liter
ID = identification number
J = estimated
LOQ = limit of quantification
mg/L = milligrams per liter
Qual = qualifier
RL = reporting limit
RSK = Robert S. Kerr Environmental Research Laboratory
SM = Standard Method
U = nondetect
USEPA = United States Environmental Protection Agency

TABLE E.2.1-78
CORNHUSKER ARMY AMMUNITION PLANT
WELL G0115-NATURAL ATTENUATION PARAMETERS

FIELD ID	G0115					G0115					G0115					G0115				
COLLECT DATE	3/19/2018					3/27/2017					8/4/2016					8/6/2015				
	Result	Qual	DL	LOD	LOQ	Result	Qual	DL	LOD	LOQ	Result	Qual	DL	LOD	LOQ	Result	DL	LOD	LOQ	Qual
NATURAL ATTENUATION PARAMETERS																				
Methane RSK-175 (µg/L)	28000		0.65	2.4	15	25000		0.44	1.6	10	23000	0.44	1.6	10		21000	0.44	0.8	10	
Total Kjeldahl Nitrogen USEPA 351.2 (mg/L)	7.1	J	0.3	0.83	1.7	8.8		0.18	0.5	1	8.1	0.18	0.50	1.0		7.1	0.18	0.5	1	
Ammonia USEPA 350.1 (mg/L)	4.1		0.022	0.05	0.1	5.3		0.11	0.25	0.5	4.6	0.044	0.10	0.20		5.6	0.044	0.1	0.2	
Nitrate/Nitrite USEPA 353.2 (mg/L)	0.038	J	0.019	0.05	0.1	<	U	0.019	0.05	0.1	<	0.019	0.050	0.10	U	0.2	0.019	0.05	0.1	
Alkalinity SM 2320B (mg/L)	730		1.1	3.2	5	750		1.1	3.2	5	760	1.1	3.2	5.0		730	1.1	3.2	5	
Carbon Dioxide SM 2320B (mg/L)[1]	180		1.2	2.5	25	140		0.23	0.5	5	98	0.23	0.50	5.0		54	0.23	2.5	5	
Sulfate USEPA 9056A (mg/L)	<	U	0.79	1.9	4	<	U	0.79	1.9	4	<	0.79	1.9	4.0	U	0.8	0.79	1.9	4	J
Sulfide SM 9034 (mg/L)	17		0.16	0.5	1	13		0.16	0.5	1	14	0.16	0.50	1.0		19	0.16	0.5	1	
Dissolved Organic Carbon SM 9060A (mg/L)	324.4		1.1	3.2	5	333.3		1.1	3.2	5	337.8	1.1	3.2	5.0		324.4	1.1	3.2	5	

Notes:
Analysis methods listed are accurate for most current sampling event. Previous analysis methods may be different.

[1]Carbon dioxide calculated from alkalinity results. Values for 2003 and 2004 were modified to be consistent with previous years' results.

< = less than reporting limit
µg/L = micrograms per liter
ID = identification number
J = estimated
LOQ = limit of quantification
mg/L = milligrams per liter
Qual = qualifier
RL = reporting limit
RSK = Robert S. Kerr Environmental Research Laboratory
SM = Standard Method
U = nondetect
USEPA = United States Environmental Protection Agency

TABLE E.2.1-78
CORNHUSKER ARMY AMMUNITION PLANT
WELL G0115-NATURAL ATTENUATION PARAMETERS

FIELD ID	G0115		
COLLECT DATE	8/11/2014		
	Result	LOQ	Qual
NATURAL ATTENUATION PARAMETERS			
Methane RSK-175 (µg/L)	18000	20	
Total Kjeldahl Nitrogen USEPA 351.2 (mg/L)	3.9	1	
Ammonia USEPA 350.1 (mg/L)	0.94	0.1	
Nitrate/Nitrite USEPA 353.2 (mg/L)	0.019	0.1	J
Alkalinity SM 2320B (mg/L)	620	5	
Carbon Dioxide SM 2320B (mg/L)[1]	11	5	
Sulfate USEPA 9056A (mg/L)	<	4	U
Sulfide SM 9034 (mg/L)	99	1	
Dissolved Organic Carbon SM 9060A (mg/L)	275.6	5	

Notes:
Analysis methods listed are accurate for most current sampling event. Previous analysis methods may be different.

[1]Carbon dioxide calculated from alkalinity results. Values for 2003 and 2004 were modified to be consistent with previous years' results.

< = less than reporting limit
µg/L = micrograms per liter
ID = identification number
J = estimated
LOQ = limit of quantification
mg/L = milligrams per liter
Qual = qualifier
RL = reporting limit
RSK = Robert S. Kerr Environmental Research Laboratory
SM = Standard Method
U = nondetect
USEPA = United States Environmental Protection Agency

TABLE E.2.1-79
CORNHUSKER ARMY AMMUNITION PLANT
WELL G0116-NATURAL ATTENUATION PARAMETERS

FIELD ID	G0116					G0116					G0116					G0116				
COLLECT DATE	3/15/2018					3/25/2017					8/5/2016					8/11/2015				
	Result	Qual	DL	LOD	LOQ	Result	Qual	DL	LOD	LOQ	Result	DL	LOD	LOQ	Qual	Result	DL	LOD	LOQ	Qual
NATURAL ATTENUATION PARAMETERS																				
Methane RSK-175 (µg/L)	30000		0.65	2.4	15	21000		0.44	1.6	10	13000	0.22	0.80	5.0		14000	0	0.8	5	
Total Kjeldahl Nitrogen USEPA 351.2 (mg/L)	26		0.6	1.7	3.3	34		0.9	2.5	5	63	1.8	5.0	10		58	0.22	5	10	
Ammonia USEPA 350.1 (mg/L)	14		0.22	0.5	1	18		0.44	1	2	42	0.44	1.0	2.0		59	0.44	1	2	
Nitrate/Nitrite USEPA 353.2 (mg/L)	<	U	0.019	0.05	0.1	<	U	0.019	0.05	0.1	<	0.019	0.050	0.10	U	<	0.019	0.05	0.1	U
Alkalinity SM 2320B (mg/L)	960		1.1	3.2	5	810		1.1	3.2	5	680	1.1	3.2	5.0		660	1.1	3.2	5	
Carbon Dioxide SM 2320B (mg/L)[1]	35		0.23	0.5	5	11		0.23	0.5	5	12	4.6	10	100	J	8.9	0.23	0.5	5	
Sulfate USEPA 9056A (mg/L)	<	U	0.79	1.9	4	0.8	J	0.79	1.9	4	<	0.79	1.9	4.0	U	<	0.79	1.9	4	U
Sulfide SM 9034 (mg/L)	47	J	0.16	0.5	1	110		0.46	1.5	2.9	560	1.9	6.0	12		1200	4	13	26	
Dissolved Organic Carbon SM 9060A (mg/L)	426.7		1.1	3.2	5	360		1.1	3.2	5	302.2	1.1	3.2	5.0		293.3	1.1	3.2	5	

Notes:
Analysis methods listed are accurate for most current sampling event. Previous analysis methods may be different.

[1]Carbon dioxide calculated from alkalinity results. Values for 2003 and 2004 were modified to be consistent with previous years' results.

< = less than reporting limit
µg/L = micrograms per liter
ID = identification number
J = estimated
LOQ = limit of quantification
mg/L = milligrams per liter
Qual = qualifier
RL = reporting limit
RSK = Robert S. Kerr Environmental Research Laboratory
SM = Standard Method
U = nondetect
USEPA = United States Environmental Protection Agency

TABLE E.2.1-79
CORNHUSKER ARMY AMMUNITION PLANT
WELL G0116-NATURAL ATTENUATION PARAMETERS

FIELD ID	G0116		
COLLECT DATE	8/13/2014		
	Result	LOQ	Qual
NATURAL ATTENUATION PARAMETERS			
Methane RSK-175 (µg/L)	9600	5	
Total Kjeldahl Nitrogen USEPA 351.2 (mg/L)	130	1	
Ammonia USEPA 350.1 (mg/L)	42	0.1	
Nitrate/Nitrite USEPA 353.2 (mg/L)	<	0.1	U
Alkalinity SM 2320B (mg/L)	930	5	
Carbon Dioxide SM 2320B (mg/L)[1]	560	100	
Sulfate USEPA 9056A (mg/L)	0.8	4	J
Sulfide SM 9034 (mg/L)	6900	180	
Dissolved Organic Carbon SM 9060A (mg/L)	413.3	5	

Notes:
Analysis methods listed are accurate for most current sampling event. Previous analysis methods may be different.

[1]Carbon dioxide calculated from alkalinity results. Values for 2003 and 2004 were modified to be consistent with previous years' results.

< = less than reporting limit
µg/L = micrograms per liter
ID = identification number
J = estimated
LOQ = limit of quantification
mg/L = milligrams per liter
Qual = qualifier
RL = reporting limit
RSK = Robert S. Kerr Environmental Research Laboratory
SM = Standard Method
U = nondetect
USEPA = United States Environmental Protection Agency

TABLE E.2.1-80
CORNHUSKER ARMY AMMUNITION PLANT
WELL G0117-NATURAL ATTENUATION PARAMETERS

FIELD ID	G0117					G0117					G0117					G0117				
COLLECT DATE	3/14/2018					3/27/2017					8/10/2016					8/11/2015				
	Result	Qual	DL	LOD	LOQ	Result	Qual	DL	LOD	LOQ	Result	DL	LOD	LOQ	Qual	Result	DL	LOD	LOQ	Qual
NATURAL ATTENUATION PARAMETERS																				
Methane RSK-175 (µg/L)	33000		0.65	2.4	15	25000		0.44	1.6	10	25000	0.44	1.6	10		10000	0.22	0.8	5	
Total Kjeldahl Nitrogen USEPA 351.2 (mg/L)	20		0.6	1.7	3.3	33		0.72	2	4	19	0.36	1.0	2.0		8.3	0.18	0.5	1	
Ammonia USEPA 350.1 (mg/L)	14		0.22	0.5	1	27		0.44	1	2	16	0.11	0.25	0.50		8.5	0.044	0.1	0.2	
Nitrate/Nitrite USEPA 353.2 (mg/L)	<	U	0.019	0.05	0.1	<	U	0.019	0.05	0.1	<	0.019	0.050	0.10	U	<	0.019	0.05	0.1	U
Alkalinity SM 2320B (mg/L)	980		1.1	3.2	5	1000		1.1	3.2	5	800	1.1	3.2	5.0		1000	1.1	3.2	5	
Carbon Dioxide SM 2320B (mg/L)[1]	280		2.3	5	50	170		0.23	0.5	5	130	0.23	0.50	5.0		11	0.23	0.5	5	
Sulfate USEPA 9056A (mg/L)	<	U	0.79	1.9	4	<	U	0.79	1.9	4	<	0.79	1.9	4.0	U	<	0.79	1.9	4	U
Sulfide SM 9034 (mg/L)	21		0.16	0.5	1	27		0.16	0.5	1	13	0.16	0.50	1.0		37	0.16	0.5	1	
Dissolved Organic Carbon SM 9060A (mg/L)	435.6		1.1	3.2	5	444.4		1.1	3.2	5	355.6	1.1	3.2	5.0		444.4	1.1	3.2	5	

Notes:
Analysis methods listed are accurate for most current sampling event. Previous analysis methods may be different.

[1]Carbon dioxide calculated from alkalinity results. Values for 2003 and 2004 were modified to be consistent with previous years' results.

< = less than reporting limit
µg/L = micrograms per liter
ID = identification number
J = estimated
LOQ = limit of quantification
mg/L = milligrams per liter
Qual = qualifier
RL = reporting limit
RSK = Robert S. Kerr Environmental Research Laboratory
SM = Standard Method
U = nondetect
USEPA = United States Environmental Protection Agency

TABLE E.2.1-80
CORNHUSKER ARMY AMMUNITION PLANT
WELL G0117-NATURAL ATTENUATION PARAMETERS

FIELD ID	G0117		
COLLECT DATE	8/12/2014		
	Result	LOQ	Qual
NATURAL ATTENUATION PARAMETERS			
Methane RSK-175 (µg/L)	19000	10	
Total Kjeldahl Nitrogen USEPA 351.2 (mg/L)	6.3	1	
Ammonia USEPA 350.1 (mg/L)	4.4	0.1	
Nitrate/Nitrite USEPA 353.2 (mg/L)	0.057	0.1	J
Alkalinity SM 2320B (mg/L)	810	5	
Carbon Dioxide SM 2320B (mg/L)[1]	20	5	
Sulfate USEPA 9056A (mg/L)	<	4	U
Sulfide SM 9034 (mg/L)	250	6	
Dissolved Organic Carbon SM 9060A (mg/L)	360	5	

Notes:
Analysis methods listed are accurate for most current sampling event. Previous analysis methods may be different.

[1]Carbon dioxide calculated from alkalinity results. Values for 2003 and 2004 were modified to be consistent with previous years' results.

< = less than reporting limit
µg/L = micrograms per liter
ID = identification number
J = estimated
LOQ = limit of quantification
mg/L = milligrams per liter
Qual = qualifier
RL = reporting limit
RSK = Robert S. Kerr Environmental Research Laboratory
SM = Standard Method
U = nondetect
USEPA = United States Environmental Protection Agency

TABLE E.2.1-81
CORNHUSKER ARMY AMMUNITION PLANT
WELL G0118-NATURAL ATTENUATION PARAMETERS

FIELD ID	G0118					G0118					G0118					G0118				
COLLECT DATE	3/22/2018					3/29/2017					8/16/2016					8/18/2015				
	Result	Qual	DL	LOD	LOQ	Result	Qual	DL	LOD	LOQ	Result	DL	LOD	LOQ	Qual	Result	DL	LOD	LOQ	Qual
NATURAL ATTENUATION PARAMETERS																				
Methane RSK-175 (µg/L)	18000		0.65	2.4	15	19000	J	0.44	1.6	10	14000	0.22	0.80	5.0		12000	0.22	0.8	5	
Total Kjeldahl Nitrogen USEPA 351.2 (mg/L)	22		0.45	1.3	2.5	19		0.9	2.5	5	7.1	0.18	0.50	1.0		1.6	0.18	0.5	1	
Ammonia USEPA 350.1 (mg/L)	11		0.11	0.25	0.5	14		0.22	0.5	1	2.8	0.11	0.25	0.50		0.19	0.022	0.1	0.1	
Nitrate/Nitrite USEPA 353.2 (mg/L)	<	U	0.019	0.05	0.1	<	U	0.019	0.05	0.1	<	0.019	0.050	0.10	U	<	0.019	0.05	0.1	U
Alkalinity SM 2320B (mg/L)	840		1.1	3.2	5	1100		1.1	3.2	5	800	1.1	3.2	5.0		550	1.1	3.2	5	
Carbon Dioxide SM 2320B (mg/L)[1]	4.4	J	0.23	0.5	5	<	U	0.46	1	10	13	0.23	0.50	5.0		8.2	0.23	0.5	5	
Sulfate USEPA 9056A (mg/L)	<	U	10	10	10	<	U	0.79	1.9	4	<	0.79	1.9	4.0	U	<	0.79	1.9	4	U
Sulfide SM 9034 (mg/L)	30		0.16	0.5	1	64		0.31	1	2	26	0.16	0.50	1.0		49	0.16	0.5	1	
Dissolved Organic Carbon SM 9060A (mg/L)	373.3		1.1	3.2	5	488.9		1.1	3.2	5	355.6	1.1	3.2	5.0		244.4	1.1	3.2	5	

Notes:
Analysis methods listed are accurate for most current sampling event. Previous analysis methods may be different.

[1]Carbon dioxide calculated from alkalinity results. Values for 2003 and 2004 were modified to be consistent with previous years' results.

< = less than reporting limit
µg/L = micrograms per liter
ID = identification number
J = estimated
LOQ = limit of quantification
mg/L = milligrams per liter
Qual = qualifier
RL = reporting limit
RSK = Robert S. Kerr Environmental Research Laboratory
SM = Standard Method
U = nondetect
USEPA = United States Environmental Protection Agency

TABLE E.2.1-81
CORNHUSKER ARMY AMMUNITION PLANT
WELL G0118-NATURAL ATTENUATION PARAMETERS

FIELD ID	G0118		
COLLECT DATE	12/9/2014		
	Result	LOQ	Qual
NATURAL ATTENUATION PARAMETERS			
Methane RSK-175 (µg/L)			
Total Kjeldahl Nitrogen USEPA 351.2 (mg/L)			
Ammonia USEPA 350.1 (mg/L)	**No Analysis**		
Nitrate/Nitrite USEPA 353.2 (mg/L)			
Alkalinity SM 2320B (mg/L)			
Carbon Dioxide SM 2320B (mg/L)[1]			
Sulfate USEPA 9056A (mg/L)			
Sulfide SM 9034 (mg/L)			
Dissolved Organic Carbon SM 9060A (mg/L)			

Notes:
Analysis methods listed are accurate for most current sampling event. Previous analysis methods may be different.

[1]Carbon dioxide calculated from alkalinity results. Values for 2003 and 2004 were modified to be consistent with previous years' results.

< = less than reporting limit
µg/L = micrograms per liter
ID = identification number
J = estimated
LOQ = limit of quantification
mg/L = milligrams per liter
Qual = qualifier
RL = reporting limit
RSK = Robert S. Kerr Environmental Research Laboratory
SM = Standard Method
U = nondetect
USEPA = United States Environmental Protection Agency

TABLE E.2.1-82
CORNHUSKER ARMY AMMUNITION PLANT
WELL G0119-NATURAL ATTENUATION PARAMETERS

FIELD ID	G0119					G0119					G0119					G0119				
COLLECT DATE	3/15/2018					3/28/2017					8/10/2016					8/7/2015				
	Result	Qual	DL	LOD	LOQ	Result	Qual	DL	LOD	LOQ	Result	DL	LOD	LOQ	Qual	Result	DL	LOD	LOQ	Qual
NATURAL ATTENUATION PARAMETERS																				
Methane RSK-175 (µg/L)	16000		0.44	1.6	10	16000		0.44	1.6	10	15000	0.44	1.6	10		9900	0.22	0.8	5	
Total Kjeldahl Nitrogen USEPA 351.2 (mg/L)	2.3		0.18	0.5	1	3.1	J	0.18	0.5	1	7.3	0.36	1.0	2.0		1.1	0.18	0.5	1	
Ammonia USEPA 350.1 (mg/L)	0.68		0.022	0.05	0.1	2.8		0.022	0.05	0.1	2.9	0.022	0.050	0.10		0.63	0.022	0.05	0.1	J
Nitrate/Nitrite USEPA 353.2 (mg/L)	<	U	0.019	0.05	0.1	<	U	0.019	0.05	0.1	<	0.019	0.050	0.10	U	<	0.019	0.05	0.1	U
Alkalinity SM 2320B (mg/L)	470		1.1	3.2	5	550		1.1	3.2	5	910	1.1	3.2	5.0		380	1.1	3.2	5	
Carbon Dioxide SM 2320B (mg/L)[1]	600		2.3	5	50	490		1.2	2.5	25	31	0.23	0.50	5.0		380	1.2	2.5	25	
Sulfate USEPA 9056A (mg/L)	<	U	0.79	1.9	4	6.4		0.79	1.9	4	<	0.79	1.9	4.0	U	<	0.79	1.9	4	U
Sulfide SM 9034 (mg/L)	5.7		0.16	0.5	1	6.3		0.16	0.5	1	250	0.93	3.0	6.0		4.7	0.16	0.5	1	
Dissolved Organic Carbon SM 9060A (mg/L)	208.9		1.1	3.2	5	244.4		1.1	3.2	5	404.4	1.1	3.2	5.0		168.9	1.1	3.2	5	

Notes:
Analysis methods listed are accurate for most current sampling event. Previous analysis methods may be different.

[1]Carbon dioxide calculated from alkalinity results. Values for 2003 and 2004 were modified to be consistent with previous years' results.

< = less than reporting limit
µg/L = micrograms per liter
ID = identification number
J = estimated
LOQ = limit of quantification
mg/L = milligrams per liter
Qual = qualifier
RL = reporting limit
RSK = Robert S. Kerr Environmental Research Laboratory
SM = Standard Method
U = nondetect
USEPA = United States Environmental Protection Agency

TABLE E.2.1-82
CORNHUSKER ARMY AMMUNITION PLANT
WELL G0119-NATURAL ATTENUATION PARAMETERS

FIELD ID	G0119		
COLLECT DATE	12/8/2014		
	Result	LOQ	Qual
NATURAL ATTENUATION PARAMETERS			
Methane RSK-175 (µg/L)			
Total Kjeldahl Nitrogen USEPA 351.2 (mg/L)			
Ammonia USEPA 350.1 (mg/L)	**No Analysis**		
Nitrate/Nitrite USEPA 353.2 (mg/L)			
Alkalinity SM 2320B (mg/L)			
Carbon Dioxide SM 2320B (mg/L)[1]			
Sulfate USEPA 9056A (mg/L)			
Sulfide SM 9034 (mg/L)			
Dissolved Organic Carbon SM 9060A (mg/L)			

Notes:
Analysis methods listed are accurate for most current sampling event. Previous analysis methods may be different.

[1]Carbon dioxide calculated from alkalinity results. Values for 2003 and 2004 were modified to be consistent with previous years' results.

< = less than reporting limit
µg/L = micrograms per liter
ID = identification number
J = estimated
LOQ = limit of quantification
mg/L = milligrams per liter
Qual = qualifier
RL = reporting limit
RSK = Robert S. Kerr Environmental Research Laboratory
SM = Standard Method
U = nondetect
USEPA = United States Environmental Protection Agency

TABLE E.2.1-83
CORNHUSKER ARMY AMMUNITION PLANT
WELL G0120-NATURAL ATTENUATION PARAMETERS

FIELD ID	G0120					G0120					G0120					G0120				
COLLECT DATE	3/14/2018					3/25/2017					8/9/2016					8/11/2015				
	Result	Qual	DL	LOD	LOQ	Result	Qual	DL	LOD	LOQ	Result	DL	LOD	LOQ	Qual	Result	DL	LOD	LOQ	Qual
NATURAL ATTENUATION PARAMETERS																				
Methane RSK-175 (µg/L)	24000	J	0.65	2.4	15	23000		0.44	1.6	10	21000	0.44	1.6	10		18000	0.44	1.6	10	
Total Kjeldahl Nitrogen USEPA 351.2 (mg/L)	26		0.6	1.7	3.3	27		0.72	2	4	23	0.90	2.5	5.0		19	0.9	2.5	5	
Ammonia USEPA 350.1 (mg/L)	16		0.22	0.5	1	20		0.44	1	2	20	0.22	0.50	1.0		21	0.22	0.5	1	
Nitrate/Nitrite USEPA 353.2 (mg/L)	<	U	0.019	0.05	0.1	<	U	0.019	0.05	0.1	<	0.019	0.050	0.10	U	<	0.019	0.05	0.1	U
Alkalinity SM 2320B (mg/L)	990		1.1	3.2	5	1000		1.1	3.2	5	1000	1.1	3.2	5.0		1100	1.1	3.2	5	
Carbon Dioxide SM 2320B (mg/L)[1]	160		0.23	0.5	5	48		0.23	0.5	5	110	0.23	0.50	5.0		36	0.23	0.5	5	
Sulfate USEPA 9056A (mg/L)	<	U	0.79	1.9	4	0.8	J	0.79	1.9	4	<	0.79	1.9	4.0	U	<	0.79	1.9	4	U
Sulfide SM 9034 (mg/L)	31		0.16	0.5	1	44		0.16	0.5	1	31	0.16	0.50	1.0		96	0.39	1.3	2.5	
Dissolved Organic Carbon SM 9060A (mg/L)	440		1.1	3.2	5	444.4		1.1	3.2	5	444.4	1.1	3.2	5.0		488.9	1.1	3.2	5	

Notes:
Analysis methods listed are accurate for most current sampling event. Previous analysis methods may be different.

[1]Carbon dioxide calculated from alkalinity results. Values for 2003 and 2004 were modified to be consistent with previous years' results.

< = less than reporting limit
µg/L = micrograms per liter
ID = identification number
J = estimated
LOQ = limit of quantification
mg/L = milligrams per liter
Qual = qualifier
RL = reporting limit
RSK = Robert S. Kerr Environmental Research Laboratory
SM = Standard Method
U = nondetect
USEPA = United States Environmental Protection Agency

TABLE E.2.1-83
CORNHUSKER ARMY AMMUNITION PLANT
WELL G0120-NATURAL ATTENUATION PARAMETERS

FIELD ID	G0120		
COLLECT DATE	12/8/2014		
	Result	LOQ	Qual
NATURAL ATTENUATION PARAMETERS			
Methane RSK-175 (µg/L)			
Total Kjeldahl Nitrogen USEPA 351.2 (mg/L)			
Ammonia USEPA 350.1 (mg/L)	**No Analysis**		
Nitrate/Nitrite USEPA 353.2 (mg/L)			
Alkalinity SM 2320B (mg/L)			
Carbon Dioxide SM 2320B (mg/L)[1]			
Sulfate USEPA 9056A (mg/L)			
Sulfide SM 9034 (mg/L)			
Dissolved Organic Carbon SM 9060A (mg/L)			

Notes:
Analysis methods listed are accurate for most current sampling event. Previous analysis methods may be different.

[1]Carbon dioxide calculated from alkalinity results. Values for 2003 and 2004 were modified to be consistent with previous years' results.

< = less than reporting limit
µg/L = micrograms per liter
ID = identification number
J = estimated
LOQ = limit of quantification
mg/L = milligrams per liter
Qual = qualifier
RL = reporting limit
RSK = Robert S. Kerr Environmental Research Laboratory
SM = Standard Method
U = nondetect
USEPA = United States Environmental Protection Agency

TABLE E.2.1-84
CORNHUSKER ARMY AMMUNITION PLANT
WELL G0121-NATURAL ATTENUATION PARAMETERS

FIELD ID	G0121					G0121					G0121				
COLLECT DATE	3/22/2018					3/30/2017					11/30/2016				
	Result	Qual	DL	LOD	LOQ	Result	Qual	DL	LOD	LOQ	Result	DL	LOD	LOQ	Qual
NATURAL ATTENUATION PARAMETERS															
Methane RSK-175 (µg/L)	20000		0.65	2.4	15	20000		0.44	1.6	10					
Total Kjeldahl Nitrogen USEPA 351.2 (mg/L)	5.8		0.45	1.3	2.5	9.1		0.36	1	2					
Ammonia USEPA 350.1 (mg/L)	2.6		0.022	0.05	0.1	4.3		0.022	0.05	0.1			**No Analysis**		
Nitrate/Nitrite USEPA 353.2 (mg/L)	0.17		0.019	0.05	0.1	0.31		0.019	0.05	0.1					
Alkalinity SM 2320B (mg/L)	630		1.1	3.2	5	860		1.1	3.2	5					
Carbon Dioxide SM 2320B (mg/L)[1]	400		1.2	2.5	25	42	J	0.23	0.5	5					
Sulfate USEPA 9056A (mg/L)	<	U	10	10	10	<	U	0.79	1.9	4					
Sulfide SM 9034 (mg/L)	12		0.16	0.5	1	59	J	0.31	1	2					
Dissolved Organic Carbon SM 9060A (mg/L)	280		1.1	3.2	5	382.2		1.1	3.2	5					

Notes:
Analysis methods listed are accurate for most current sampling event. Previous analysis methods may be different.

[1]Carbon dioxide calculated from alkalinity results. Values for 2003 and 2004 were modified to be consistent with previous years' results.

< = less than reporting limit
µg/L = micrograms per liter
ID = identification number
J = estimated
LOQ = limit of quantification
mg/L = milligrams per liter
Qual = qualifier
RL = reporting limit
RSK = Robert S. Kerr Environmental Research Laboratory
SM = Standard Method
U = nondetect
USEPA = United States Environmental Protection Agency

TABLE E.2.2-1
CORNHUSKER ARMY AMMUNITION PLANT
PIEZOMETER PZ001-NATURAL ATTENUATION PARAMETERS

FIELD ID	PZ001					PZ001					PZ001					PZ001				
COLLECT DATE	3/19/2018					3/24/2017					8/4/2016					8/5/2015				
	Result	Qual	DL	LOD	LOQ	Result	Qual	DL	LOD	LOQ	Result	DL	LOD	LOQ	Qual	Result	DL	LOD	LOQ	Qual
NATURAL ATTENUATION PARAMETERS																				
Methane RSK-175 (µg/L)	7.8	J	0.22	0.8	5	13		0.44	1.6	10	75	0.22	0.80	5.0		55	0.22	0.80	5.0	J
Total Kjeldahl Nitrogen USEPA 351.2 (mg/L)	0.61	J	0.18	0.5	1	<		0.36	1	2	0.27	0.18	0.50	1.0	J	0.33	0.18	0.50	1.0	J
Ammonia USEPA 350.1 (mg/L)	0.03	J	0.02	0.05	0.1	0.25	J	0.022	0.05	0.1	0.032	0.022	0.050	0.10	J	0.059	0.022	0.050	0.10	J
Nitrate/Nitrite USEPA 353.2 (mg/L)	1.6		0.02	0.05	0.1	1.9		0.019	0.05	0.1	2.1	0.019	0.050	0.10		6.2	0.038	0.050	0.20	
Alkalinity SM 2320B (mg/L)	530		1.1	3.2	5	560		1.1	3.2	5	560	1.1	3.2	5.0		550	1.1	3.2	5.0	
Sulfate USEPA 9056A (mg/L)	1100		4.6	10	100	1000	J	0.23	0.5	5	1100	2.3	5.0	50	J	1000	2.3	5.0	50	
Sulfide SM 9034 (mg/L)	<	U	0.79	1.9	4	<	U	0.79	1.9	4	<	0.79	1.9	4.0	U	<	0.79	1.9	4.0	U
Dissolved Organic Carbon SM 9060A (mg/L)	6.7		0.16	0.5	1	6.3		0.31	1	2	6.3	0.16	0.50	1.0		6.3	0.16	0.5	1.0	
Carbon Dioxide SM 2320B (mg/L)[1]	236		1.1	3.2	5	249		1.1	3.2	5	249	1.1	3.2	5.0		244	1.1	3.2	5.0	

Notes:
Analysis methods listed are accurate for most current sampling event. Previous analysis methods may be different.

[1]Carbon dioxide calculated from alkalinity results. Values for 2003 and 2004 were modified to be consistent with previous years' results.

< = less than reporting limit
µg/L = micrograms per liter
ID = identification number
J = estimated
LOQ = limit of quantification
mg/L = milligrams per liter
Qual = qualifier
RL = reporting limit
RSK = Robert S. Kerr Environmental Research Laboratory
SM = Standard Method
U = nondetect
USEPA = United States Environmental Protection Agency

TABLE E.2.2-1
CORNHUSKER ARMY AMMUNITION PLANT
PIEZOMETER PZ001-NATURAL ATTENUATION PARAMETERS

FIELD ID	PZ001			PZ001			PZ001			PZ001			PZ001			PZ001			PZ001		
COLLECT DATE	8/18/2014			3/11/2013			3/5/2012			3/7/2011			3/2/2010			3/9/2009			3/17/2008		
	Result	LOQ	Qual	Result	RL	Qual	Result	RL	Qual	Result	RL	Qual	Result	RL	Qual	Result	RL	Qual	Result	RL	Qual
NATURAL ATTENUATION PARAMETERS																					
Methane RSK-175 (µg/L)	150	5	J	72	5		100	5		230	5		220	5		8.7	0.31		10	1.7	
Total Kjeldahl Nitrogen USEPA 351.2 (mg/L)	0.37	1	J	0.302	1	UJ	<	1	UJ	0.475	1	J	0.44	1	J	<	1	U	1	1	
Ammonia USEPA 350.1 (mg/L)	0.084	0.1	J	0.058	0.25	UJ	<	0.25	UJ	<	0.25	UJ	0.091	0.1	J	0.093	0.05		0.26	0.05	
Nitrate/Nitrite USEPA 353.2 (mg/L)	1.2	0.1		0.3	0.1		1.4	0.1		0.081	0.1	J	1.8	0.1		0.6	0.05		1.7	0.05	
Alkalinity SM 2320B (mg/L)	500	5		510	1.25		470	1.25		455	1		470	5		470	20		600	4	
Sulfate USEPA 9056A (mg/L)	1300	250		911	25		890	25		1050	50		810	100		730	50		530	100	J
Sulfide SM 9034 (mg/L)	<	4	U	0.2	2	J	0.4	2	J	0.2	2	J	<	4	U	<	1	U	<	1	U
Dissolved Organic Carbon SM 9060A (mg/L)	7.0	1		6.1	1		5.3	1		6.4	1		5	1		5.3	1		7.2	1	
Carbon Dioxide SM 2320B (mg/L)[1]	222	5		227	1.25		209	1.25		202	0.4		210	2.2		210	0.22		264	0.88	

Notes:
Analysis methods listed are accurate for most current sampling event. Previous analysis methods may be different.

[1]Carbon dioxide calculated from alkalinity results. Values for 2003 and 2004 were modified to be consistent with previous years' results.

< = less than reporting limit
µg/L = micrograms per liter
ID = identification number
J = estimated
LOQ = limit of quantification
mg/L = milligrams per liter
Qual = qualifier
RL = reporting limit
RSK = Robert S. Kerr Environmental Research Laboratory
SM = Standard Method
U = nondetect
USEPA = United States Environmental Protection Agency

TABLE E.2.2-1
CORNHUSKER ARMY AMMUNITION PLANT
PIEZOMETER PZ001-NATURAL ATTENUATION PARAMETERS

FIELD ID	PZ001			PZ001			PZ001			PZ001			PZ001			PZ001			PZ001		
COLLECT DATE	3/14/2007			3/27/2006			3/22/2005			3/23/2004			3/20/2003			3/22/2002			3/28/2001		
	Result	RL	Qual	Result	RL	Qual	Result	RL	Qual	Result	RL	Qual	Result	RL	Qual	Result	RL	Qual	Result	RL	Qual
NATURAL ATTENUATION PARAMETERS																					
Methane RSK-175 (µg/L)	<	0.87	U	<	0.87	U	0.4	0.87	J	<	2	U	<	2	U	<	2.0	U	0.4	1	J
Total Kjeldahl Nitrogen USEPA 351.2 (mg/L)	<	1	U	<	1	U	<	1	U	<	0.68	U	<	0.31	U	0.31	0.40	J	0.332	0.1	
Ammonia USEPA 350.1 (mg/L)	0.14	0.05		<	0.05	U	<	0.05	U	<	0.2	U	<	0.2	U	0.13	0.20	J	<	0.1	U
Nitrate/Nitrite USEPA 353.2 (mg/L)	2	1	J	0.67	0.05		1.2	0.05		0.79	0.1		1.1	0.1		2.0	0.10		1.7	0.5	
Alkalinity SM 2320B (mg/L)	500	8		490	8		490	8		450	5		460	5		450	5.0		428	5	
Sulfate USEPA 9056A (mg/L)	630	50		470	50		580	50		610	40		670	25		640	25		633	50	
Sulfide SM 9034 (mg/L)	<	1	U	<	1	U	<	2	U	<	1	U	<	1	U	<	1.0	U	<	1	U
Dissolved Organic Carbon SM 9060A (mg/L)	4.5	1		4.9	1		5.3	1		5.3	1		5.1	1		5.2	1.0		10.6	10	
Carbon Dioxide SM 2320B (mg/L)[1]	220	0.88		210	0.88		220	0.1		198	1		202	1		200	1.0		188	5	

Notes:
Analysis methods listed are accurate for most current sampling event. Previous analysis methods may be different.

[1]Carbon dioxide calculated from alkalinity results. Values for 2003 and 2004 were modified to be consistent with previous years' results.

< = less than reporting limit
µg/L = micrograms per liter
ID = identification number
J = estimated
LOQ = limit of quantification
mg/L = milligrams per liter
Qual = qualifier
RL = reporting limit
RSK = Robert S. Kerr Environmental Research Laboratory
SM = Standard Method
U = nondetect
USEPA = United States Environmental Protection Agency

TABLE E.2.2-1
CORNHUSKER ARMY AMMUNITION PLANT
PIEZOMETER PZ001-NATURAL ATTENUATION PARAMETERS

FIELD ID	PZ001			PZ001		
COLLECT DATE	3/15/2000			3/31/1999		
	Result	RL	Qual	Result	RL	Qual
NATURAL ATTENUATION PARAMETERS						
Methane RSK-175 (µg/L)	<	1	U	<	1	U
Total Kjeldahl Nitrogen USEPA 351.2 (mg/L)	0.577	0.1		0.491	0.1	
Ammonia USEPA 350.1 (mg/L)	<	0.1	U	<	0.1	U
Nitrate/Nitrite USEPA 353.2 (mg/L)	1.01	1		<	1	U
Alkalinity SM 2320B (mg/L)	497	5		452	5	
Sulfate USEPA 9056A (mg/L)	626	5		703	10	
Sulfide SM 9034 (mg/L)	<	1	U	<	1	U
Dissolved Organic Carbon SM 9060A (mg/L)	6.50	5		<	5	U
Carbon Dioxide SM 2320B (mg/L)[1]	219	2.2		199	2.2	

Notes:
Analysis methods listed are accurate for most current sampling event. Previous analysis methods may be different.

[1]Carbon dioxide calculated from alkalinity results. Values for 2003 and 2004 were modified to be consistent with previous years' results.

< = less than reporting limit
µg/L = micrograms per liter
ID = identification number
J = estimated
LOQ = limit of quantification
mg/L = milligrams per liter
Qual = qualifier
RL = reporting limit
RSK = Robert S. Kerr Environmental Research Laboratory
SM = Standard Method
U = nondetect
USEPA = United States Environmental Protection Agency

TABLE E.2.2-2
CORNHUSKER ARMY AMMUNITION PLANT
PIEZOMETER PZ004-NATURAL ATTENUATION PARAMETERS

FIELD ID	PZ004					PZ004					PZ004					PZ004				
COLLECT DATE	3/19/2017					3/24/2017					8/4/2016					8/5/2015				
	Result	Qual	DL	LOD	LOQ	Result	Qual	DL	LOD	LOQ	Result	DL	LOD	LOQ	Qual	Result	DL	LOD	LOQ	Qual
NATURAL ATTENUATION PARAMETERS																				
Methane RSK-175 (µg/L)	16	J	0.22	0.8	5	94		0.22	0.8	5	160	0.22	0.80	5.0		37	0.22	0.80	5.0	J
Total Kjeldahl Nitrogen USEPA 351.2 (mg/L)	<	U	0.18	0.5	1	<	U	0.18	0.5	1	0.19	0.18	0.50	1.0	J	0.59	0.18	0.50	1.0	J
Ammonia USEPA 350.1 (mg/L)	0.07	J	0.02	0.05	0.1	0.08	J	0.022	0.05	0.1	0.076	0.022	0.050	0.10	J	0.076	0.022	0.050	0.10	J
Nitrate/Nitrite USEPA 353.2 (mg/L)	<	U	0.02	0.05	0.1	1.3		0.019	0.05	0.1	0.57	0.019	0.050	0.10		0.88	0.019	0.050	0.10	
Alkalinity SM 2320B (mg/L)	500		1.1	3.2	5	510		1.1	3.2	5	550	1.1	3.2	5.0		500	1.1	5.0	5.0	
Sulfate USEPA 9056A (mg/L)	1100		2.3	5	50	930		2.3	5	50	960	2.3	5.0	50		870	2.3	5.0	50	
Sulfide SM 9034 (mg/L)	<	U	0.79	1.9	4	<	U	0.79	1.9	4	<	0.79	1.9	4.0	U	<	0.79	1.9	4.0	U
Dissolved Organic Carbon SM 9060A (mg/L)	6.7		0.16	0.5	1	5.8		0.16	0.5	1	6.2	0.16	0.50	1.0		5.6	0.16	0.50	1.0	
Carbon Dioxide SM 2320B (mg/L)[1]	222		1.1	3.2	5	227		1.1	3.2	5	244	1.1	3.2	5.0		222	1.1	3.2	5.0	

Notes:
Analysis methods listed are accurate for most current sampling event. Previous analysis methods may be different.

[1]Carbon dioxide calculated from alkalinity results. Values for 2003 and 2004 were modified to be consistent with previous years' results.

< = less than reporting limit
µg/L = micrograms per liter
ID = identification number
J = estimated
LOQ = limit of quantification
mg/L = milligrams per liter
Qual = qualifier
RL = reporting limit
RSK = Robert S. Kerr Environmental Research Laboratory
SM = Standard Method
U = nondetect
USEPA = United States Environmental Protection Agency

TABLE E.2.2-2
CORNHUSKER ARMY AMMUNITION PLANT
PIEZOMETER PZ004-NATURAL ATTENUATION PARAMETERS

FIELD ID	PZ004			PZ004			PZ004			PZ004			PZ004			PZ004			PZ004		
COLLECT DATE	8/18/2014			3/11/2013			3/5/2012			3/7/2011			3/2/2010			3/9/2009			3/17/2008		
	Result	LOQ	Qual	Result	RL	Qual	Result	RL	Qual	Result	RL	Qual	Result	RL	Qual	Result	RL	Qual	Result	RL	Qual
NATURAL ATTENUATION PARAMETERS																					
Methane RSK-175 (µg/L)	250	5		51	5		100	5		48	5		67	5		5.4	0.31		<	1.7	U
Total Kjeldahl Nitrogen USEPA 351.2 (mg/L)	<	1	U	0.636	1	UJ	<	1	UJ	0.403	1	J	0.34	1	J	<	1	U	<	1	U
Ammonia USEPA 350.1 (mg/L)	0.15	0.1		0.663	0.25	UJ	<	0.25	UJ	<	0.25	UJ	0.071	0.1	J	<	0.05	U	0.33	0.05	
Nitrate/Nitrite USEPA 353.2 (mg/L)	1.0	0.1		1.3	0.1		1.4	0.1		0.047	0.1	J	0.069	0.1	J	<	0.05	U	<	0.05	U
Alkalinity SM 2320B (mg/L)	490	5		470	1.25		475	1.25		565	1		490	5		460	20		450	4	
Sulfate USEPA 9056A (mg/L)	970	25		778	25		879	25		826	25		820	100		420	50		760	100	
Sulfide SM 9034 (mg/L)	<	4	U	0.2	2	J	0.4	2	J	0.2	2	J	<	4	U	<	1	U	<	1	U
Dissolved Organic Carbon SM 9060A (mg/L)	5.7	1		5.5	1		5.3	1		5.6	1		5.5	1		4.9	1		5.7	1	
Carbon Dioxide SM 2320B (mg/L)[1]	218	5		209	1.25		211	1.25		251	0.4		220	2.2		200	0.22		198	0.88	

Notes:
Analysis methods listed are accurate for most current sampling event. Previous analysis methods may be different.

[1]Carbon dioxide calculated from alkalinity results. Values for 2003 and 2004 were modified to be consistent with previous years' results.

< = less than reporting limit
µg/L = micrograms per liter
ID = identification number
J = estimated
LOQ = limit of quantification
mg/L = milligrams per liter
Qual = qualifier
RL = reporting limit
RSK = Robert S. Kerr Environmental Research Laboratory
SM = Standard Method
U = nondetect
USEPA = United States Environmental Protection Agency

TABLE E.2.2-2
CORNHUSKER ARMY AMMUNITION PLANT
PIEZOMETER PZ004-NATURAL ATTENUATION PARAMETERS

FIELD ID	PZ004			PZ004			PZ004			PZ004			PZ004			PZ004			PZ004		
COLLECT DATE	3/14/2007			3/27/2006			3/22/2005			3/23/2004			3/20/2003			3/22/2002			3/30/2001		
	Result	RL	Qual	Result	RL	Qual	Result	RL	Qual	Result	RL	Qual	Result	RL	Qual	Result	RL	Qual	Result	RL	Qual
NATURAL ATTENUATION PARAMETERS																					
Methane RSK-175 (µg/L)	<	0.87	U	<	0.87	U	0.44	0.87	J	<	2	U	<	2	U	<	2.0	U	0.37	1	J
Total Kjeldahl Nitrogen USEPA 351.2 (mg/L)	<	1	U	<	1	U	<	1	U	<	0.64	U	<	0.39	U	0.45	0.20		0.425	0.1	
Ammonia USEPA 350.1 (mg/L)	0.094	0.05		0.054	0.05		0.14	0.05		<	0.22	U	0.14	0.2	J	0.19	0.20	J	0.19	0.1	
Nitrate/Nitrite USEPA 353.2 (mg/L)	0.071	0.05	J	0.19	0.05		0.58	0.05		0.75	0.1		<	0.5	U	0.50	0.10		<	0.5	U
Alkalinity SM 2320B (mg/L)	460	8		430	8		440	8		440	5		470	5		480	5.0		440	5	
Sulfate USEPA 9056A (mg/L)	630	50		550	50		540	50		530	20		650	25		660	25		644	50	
Sulfide SM 9034 (mg/L)	<	1	U	<	1	U	<	1	U	<	1	U	<	1	U	1.8	1.0		<	1	U
Dissolved Organic Carbon SM 9060A (mg/L)	4.2	1		4.2	1		4.6	1		4.5	1		4.7	1		4.8	1.0		<	5	U
Carbon Dioxide SM 2320B (mg/L)[1]	200	0.88		190	0.88		190	0.1		194	1		207	1		210	1.0		194	5	

Notes:
Analysis methods listed are accurate for most current sampling event. Previous analysis methods may be different.

[1]Carbon dioxide calculated from alkalinity results. Values for 2003 and 2004 were modified to be consistent with previous years' results.

< = less than reporting limit
µg/L = micrograms per liter
ID = identification number
J = estimated
LOQ = limit of quantification
mg/L = milligrams per liter
Qual = qualifier
RL = reporting limit
RSK = Robert S. Kerr Environmental Research Laboratory
SM = Standard Method
U = nondetect
USEPA = United States Environmental Protection Agency

TABLE E.2.2-2
CORNHUSKER ARMY AMMUNITION PLANT
PIEZOMETER PZ004-NATURAL ATTENUATION PARAMETERS

FIELD ID	PZ004			PZ004		
COLLECT DATE	3/15/2000			3/31/1999		
	Result	RL	Qual	Result	RL	Qual
NATURAL ATTENUATION PARAMETERS						
Methane RSK-175 (µg/L)	<	1	U	<	1	U
Total Kjeldahl Nitrogen USEPA 351.2 (mg/L)	0.668	0.1		0.449	0.1	
Ammonia USEPA 350.1 (mg/L)	0.113	0.1		<	0.1	U
Nitrate/Nitrite USEPA 353.2 (mg/L)	<	1	U	<	1	U
Alkalinity SM 2320B (mg/L)	442	5		528	5	
Sulfate USEPA 9056A (mg/L)	795	5		766	10	
Sulfide SM 9034 (mg/L)	<	1	U	<	1	U
Dissolved Organic Carbon SM 9060A (mg/L)	6.20	5		<	5	U
Carbon Dioxide SM 2320B (mg/L)[1]	194	2.2		232	2.2	

Notes:
Analysis methods listed are accurate for most current sampling event. Previous analysis methods may be different.

[1]Carbon dioxide calculated from alkalinity results. Values for 2003 and 2004 were modified to be consistent with previous years' results.

< = less than reporting limit
µg/L = micrograms per liter
ID = identification number
J = estimated
LOQ = limit of quantification
mg/L = milligrams per liter
Qual = qualifier
RL = reporting limit
RSK = Robert S. Kerr Environmental Research Laboratory
SM = Standard Method
U = nondetect
USEPA = United States Environmental Protection Agency

TABLE E.2.2-3
CORNHUSKER ARMY AMMUNITION PLANT
PIEZOMETER PZ005-NATURAL ATTENUATION PARAMETERS

FIELD ID	PZ005					PZ005					PZ005					PZ005				
COLLECT DATE	3/14/2018					3/23/2017					8/8/2016					8/5/2015				
	Result	Qual	DL	LOD	LOQ	Result	Qual	DL	LOD	LOQ	Result	DL	LOD	LOQ	Qual	Result	DL	LOD	LOQ	Qual
NATURAL ATTENUATION PARAMETERS																				
Methane RSK-175 (µg/L)	0.91	J	0.22	0.8	5	0.4	J	0.22	0.8	5	<	0.22	0.80	5.0	U	<	0.22	0.80	5.0	UJ
Total Kjeldahl Nitrogen USEPA 351.2 (mg/L)	<	U	0.18	0.5	1	<	U	0.18	0.5	1	<	0.18	0.50	1.0	U	0.47	0.18	0.50	1.0	J
Ammonia USEPA 350.1 (mg/L)	<	U	0.02	0.05	0.1	<	U	0.022	0.05	0.1	<	0.022	0.050	0.10	U	0.023	0.022	0.050	0.10	J
Nitrate/Nitrite USEPA 353.2 (mg/L)	6		0.02	0.05	0.1	<	U	0.019	0.05	0.1	2.7	0.019	0.050	0.10		1.4	0.019	0.050	0.10	
Alkalinity SM 2320B (mg/L)	590		1.1	3.2	5	560		1.1	3.2	5	570	1.1	3.2	5.0		530	1.1	3.2	5.0	
Sulfate USEPA 9056A (mg/L)	1200		2.3	5	50	880		2.3	5	50	1100	2.3	5.0	50		710	2.3	5.0	50	
Sulfide SM 9034 (mg/L)	<	U	0.79	1.9	4	<	U	0.79	1.9	4	<	0.79	1.9	4.0	U	<	0.79	1.9	4.0	U
Dissolved Organic Carbon SM 9060A (mg/L)	7.3		0.16	0.5	1	5.1		0.16	0.5	1	6.8	0.16	0.50	1.0		7.1	0.16	0.50	1.0	
Carbon Dioxide SM 2320B (mg/L)[1]	262		1.1	3.2	5	249		1.1	3.2	5	253	1	3.2	5		236	1.1	3.2	5.0	

Notes:
Analysis methods listed are accurate for most current sampling event. Previous analysis methods may be different.

[1]Carbon dioxide calculated from alkalinity results. Values for 2003 and 2004 were modified to be consistent with previous years' results.

< = less than reporting limit
µg/L = micrograms per liter
ID = identification number
J = estimated
LOQ = limit of quantification
mg/L = milligrams per liter
Qual = qualifier
RL = reporting limit
RSK = Robert S. Kerr Environmental Research Laboratory
SM = Standard Method
U = nondetect
USEPA = United States Environmental Protection Agency

TABLE E.2.2-3
CORNHUSKER ARMY AMMUNITION PLANT
PIEZOMETER PZ005-NATURAL ATTENUATION PARAMETERS

FIELD ID	PZ005			PZ005			PZ005			PZ005			PZ005			PZ005			PZ005		
COLLECT DATE	8/7/2014			3/8/2013			None			3/13/2008			3/13/2007			3/29/2006			3/18/2005		
	Result	LOQ	Qual	Result	RL	Qual	Result	RL	Qual	Result	RL	Qual	Result	RL	Qual	Result	RL	Qual	Result	RL	Qual
NATURAL ATTENUATION PARAMETERS																					
Methane RSK-175 (µg/L)	<	5	U	<	5	U				1	1.7	J	0.86	0.87	J	0.37	0.87	J	0.88	0.87	
Total Kjeldahl Nitrogen USEPA 351.2 (mg/L)	0.25	1	J	0.946	1	J				1.3	1		<	1	U	<	1	U	1.4	1	
Ammonia USEPA 350.1 (mg/L)	0.031	0.1	J	1.41	0.25		**Not Sampled**			0.27	0.05		<	0.05	U	<	0.05	U	0.06	0.05	
Nitrate/Nitrite USEPA 353.2 (mg/L)	0.32	0.1		0.209	0.1		**in 2009, 2010, 2011,**			0.49	0.05		0.5	0.05	J	0.52	0.05		0.31	0.05	
Alkalinity SM 2320B (mg/L)	410	5		391	1.25		**2012**			380	4		390	8		350	8		360	8	
Sulfate USEPA 9056A (mg/L)	370	25		726	25					660	100		540	50		460	50		420	50	
Sulfide SM 9034 (mg/L)	<	4	U	0.2	2	J				<	1	U	<	1	U	<	1	U	<	1	U
Dissolved Organic Carbon SM 9060A (mg/L)	2.9	1		4.26	1					5	1		3.8	1		4	1		4.5	1	
Carbon Dioxide SM 2320B (mg/L)[1]	182	5		174	10					167	1.8		170	0.88		150	NRL		160	0.1	

Notes:
Analysis methods listed are accurate for most current sampling event. Previous analysis methods may be different.

[1]Carbon dioxide calculated from alkalinity results. Values for 2003 and 2004 were modified to be consistent with previous years' results.

< = less than reporting limit
µg/L = micrograms per liter
ID = identification number
J = estimated
LOQ = limit of quantification
mg/L = milligrams per liter
Qual = qualifier
RL = reporting limit
RSK = Robert S. Kerr Environmental Research Laboratory
SM = Standard Method
U = nondetect
USEPA = United States Environmental Protection Agency

TABLE E.2.2-3
CORNHUSKER ARMY AMMUNITION PLANT
PIEZOMETER PZ005-NATURAL ATTENUATION PARAMETERS

FIELD ID	PZ005			PZ005			PZ005			PZ005			PZ005			PZ005		
COLLECT DATE	3/23/2004			3/21/2003			3/21/2002			3/28/2001			3/17/2000			3/30/1999		
	Result	RL	Qual	Result	RL	Qual	Result	RL	Qual	Result	RL	Qual	Result	RL	Qual	Result	RL	Qual
NATURAL ATTENUATION PARAMETERS																		
Methane RSK-175 (µg/L)	<	2	U	<	2	U	<	2.0	U	2.7	1		<	1.2	U	<	2.2	U
Total Kjeldahl Nitrogen USEPA 351.2 (mg/L)	<	0.56	U	<	0.24	U	<	0.54	U	0.416	0.1		0.462	0.1		0.451	0.1	
Ammonia USEPA 350.1 (mg/L)	<	0.2	U	<	0.2	U	0.18	0.20	J	<	0.1	U	<	0.1	U	<	0.1	U
Nitrate/Nitrite USEPA 353.2 (mg/L)	<	1	U	0.69	0.1		0.85	0.10		<	0.5	U	0.838	1		1.23	1	
Alkalinity SM 2320B (mg/L)	380	5		430	5		430	5.0		370	5		391	5		415	5	
Sulfate USEPA 9056A (mg/L)	390	20		460	25		470	25		690	50		549	5		568	5	
Sulfide SM 9034 (mg/L)	<	1	U	1	1		<	1.0	U	<	1	U	<	1	U	<	1	U
Dissolved Organic Carbon SM 9060A (mg/L)	3.7	1		3.9	1		4.9	1.0		<	5	U	8	5		<	5	U
Carbon Dioxide SM 2320B (mg/L)[1]	167	1		189	1		190	1.0		163	5		172	2.2		183	2.2	

Notes:
Analysis methods listed are accurate for most current sampling event. Previous analysis methods may be different.

[1]Carbon dioxide calculated from alkalinity results. Values for 2003 and 2004 were modified to be consistent with previous years' results.

< = less than reporting limit
µg/L = micrograms per liter
ID = identification number
J = estimated
LOQ = limit of quantification
mg/L = milligrams per liter
Qual = qualifier
RL = reporting limit
RSK = Robert S. Kerr Environmental Research Laboratory
SM = Standard Method
U = nondetect
USEPA = United States Environmental Protection Agency

TABLE E.2.2-4
CORNHUSKER ARMY AMMUNITION PLANT
PIEZOMETER PZ006-NATURAL ATTENUATION PARAMETERS

FIELD ID	PZ006			PZ006			PZ006			PZ006			PZ006			PZ006			PZ006		
COLLECT DATE	None			3/13/2008			3/13/2007			3/29/2006			3/18/2005			3/23/2004			3/20/2003		
	Result	RL	Qual	Result	RL	Qual	Result	RL	Qual	Result	RL	Qual	Result	RL	Qual	Result	RL	Qual	Result	RL	Qual
NATURAL ATTENUATION PARAMETERS																					
Methane RSK-175 (µg/L)				1.4	1.7	J	3.2	0.87		1.7	0.87		5.3	0.87		<	2	U	<	2	U
Total Kjeldahl Nitrogen USEPA 351.2 (mg/L)				1.9	1		<	1	U	<	1	U	1.6	1		<	0.47	U	0.62	0.2	
Ammonia USEPA 350.1 (mg/L)	**Abandoned**			0.64	0.05		0.27	0.05		0.17	0.05		0.41	0.05		<	0.35	U	0.25	0.2	
Nitrate/Nitrite USEPA 353.2 (mg/L)	**2009**			0.092	0.05		<	0.05	U	<	0.05	U	<	0.05	U	<	1	U	<	0.5	U
Alkalinity SM 2320B (mg/L)				380	4		400	8		360	8		370	8		340	5		370	5	
Sulfate USEPA 9056A (mg/L)				1000	100		870	50		780	50		700	50		660	40		740	25	
Sulfide SM 9034 (mg/L)				<	1	U	<	1	U	<	1	U	<	1	U	<	1	U	<	1	U
Dissolved Organic Carbon SM 9060A (mg/L)				<	1	U	4.6	1		4.7	1		4.8	1		4.2	1		4.2	1	
Carbon Dioxide SM 2320B (mg/L)[1]				167	1.8		180	0.88		160	NRL		160	0.1		150	1		163	1	

Notes:
Analysis methods listed are accurate for most current sampling event. Previous analysis methods may be different.

[1]Carbon dioxide calculated from alkalinity results. Values for 2003 and 2004 were modified to be consistent with previous years' results.

< = less than reporting limit
µg/L = micrograms per liter
ID = identification number
J = estimated
LOQ = limit of quantification
mg/L = milligrams per liter
Qual = qualifier
RL = reporting limit
RSK = Robert S. Kerr Environmental Research Laboratory
SM = Standard Method
U = nondetect
USEPA = United States Environmental Protection Agency

TABLE E.2.2-4
CORNHUSKER ARMY AMMUNITION PLANT
PIEZOMETER PZ006-NATURAL ATTENUATION PARAMETERS

FIELD ID	PZ006			PZ006			PZ006			PZ006		
COLLECT DATE	3/21/2002			3/28/2001			3/17/2000			3/30/1999		
	Result	RL	Qual	Result	RL	Qual	Result	RL	Qual	Result	RL	Qual
NATURAL ATTENUATION PARAMETERS												
Methane RSK-175 (µg/L)	<	2.0	U	3.4	1		<	1.5	U	7.16	1	
Total Kjeldahl Nitrogen USEPA 351.2 (mg/L)	<	0.44	U	0.483	0.1		0.451	0.1		0.791	0.1	
Ammonia USEPA 350.1 (mg/L)	0.27	0.20		0.24	0.1		0.181	0.1		0.201	0.1	
Nitrate/Nitrite USEPA 353.2 (mg/L)	0.94	0.10		<	0.5	U	<	1	U	<	1	U
Alkalinity SM 2320B (mg/L)	420	5.0		348	5		412	5		388	5	
Sulfate USEPA 9056A (mg/L)	540	25		738	50		534	5		665	5	
Sulfide SM 9034 (mg/L)	1.7	1.0		<	1	U	<	1	UJ	<	1	U
Dissolved Organic Carbon SM 9060A (mg/L)	4.5	1.0		<	5	U	<	5	U	<	5	U
Carbon Dioxide SM 2320B (mg/L)[1]	190	1.0		153	5		181	2.2		171	2.2	

Notes:
Analysis methods listed are accurate for most current sampling event. Previous analysis methods may be different.

[1]Carbon dioxide calculated from alkalinity results. Values for 2003 and 2004 were modified to be consistent with previous years' results.

< = less than reporting limit
µg/L = micrograms per liter
ID = identification number
J = estimated
LOQ = limit of quantification
mg/L = milligrams per liter
Qual = qualifier
RL = reporting limit
RSK = Robert S. Kerr Environmental Research Laboratory
SM = Standard Method
U = nondetect
USEPA = United States Environmental Protection Agency

TABLE E.2.2-5
CORNHUSKER ARMY AMMUNITION PLANT
PIEZOMETER PZ007-NATURAL ATTENUATION PARAMETERS

FIELD ID	PZ007					PZ007					PZ007					PZ007				
COLLECT DATE	3/20/2018					3/27/2017					8/4/2016					8/5/2015				
	Result	Qual	DL	LOD	LOQ	Result	Qual	DL	LOD	LOQ	Result	DL	LOD	LOQ	Qual	Result	DL	LOD	LOQ	Qual
NATURAL ATTENUATION PARAMETERS																				
Methane RSK-175 (µg/L)	1.1	J	0.22	0.8	5	0.51	J	0.22	0.8	5	0.41	0.22	0.80	5.0	J	<	0.22	0.80	5.0	UJ
Total Kjeldahl Nitrogen USEPA 351.2 (mg/L)	<	U	0.18	0.5	1	<	U	0.18	0.5	1	0.39	0.18	0.50	1.0	J	0.57	0.18	0.50	1.0	J
Ammonia USEPA 350.1 (mg/L)	0.11		0.02	0.05	0.1	0.047	J	0.022	0.05	0.1	0.028	0.022	0.050	0.10	J	0.033	0.022	0.050	0.10	J
Nitrate/Nitrite USEPA 353.2 (mg/L)	<	U	0.02	0.05	0.1	0.42		0.019	0.05	0.1	0.66	0.019	0.050	0.10		0.54	0.019	0.050	0.10	
Alkalinity SM 2320B (mg/L)	440		1.1	3.2	5	410		1.1	3.2	5	400	1.1	3.2	5.0		390	1.1	3.2	5.0	
Sulfate USEPA 9056A (mg/L)	1200	J	2.3	5	50	480		1.2	2.5	25	680	2.3	5.0	50	J	570	2.3	5.0	50	
Sulfide SM 9034 (mg/L)	0.8	J	0.79	1.9	4	<	U	0.79	1.9	4	<	0.79	1.9	4.0	U	<	0.79	1.9	4.0	U
Dissolved Organic Carbon SM 9060A (mg/L)	5.3		0.16	0.5	1	3.3		0.16	0.5	1	3.5	0.16	0.50	1.0		3.4	0.16	0.50	1.0	
Carbon Dioxide SM 2320B (mg/L)[1]	196		1.1	3.2	5	182		1.1	3.2	5	178	1.1	3.2	5.0		173	1.1	3.2	5.0	

Notes:
Analysis methods listed are accurate for most current sampling event. Previous analysis methods may be different.

[1]Carbon dioxide calculated from alkalinity results. Values for 2003 and 2004 were modified to be consistent with previous years' results.

< = less than reporting limit
µg/L = micrograms per liter
ID = identification number
J = estimated
LOQ = limit of quantification
mg/L = milligrams per liter
Qual = qualifier
RL = reporting limit
RSK = Robert S. Kerr Environmental Research Laboratory
SM = Standard Method
U = nondetect
USEPA = United States Environmental Protection Agency

TABLE E.2.2-5
CORNHUSKER ARMY AMMUNITION PLANT
PIEZOMETER PZ007-NATURAL ATTENUATION PARAMETERS

FIELD ID	PZ007			PZ007			PZ007			PZ007			PZ007			PZ007			PZ007		
COLLECT DATE	8/19/2014			3/12/2013			3/7/2012			3/9/2011			3/12/2010			3/11/2009			3/14/2008		
	Result	LOQ	Qual	Result	RL	Qual	Result	RL	Qual	Result	RL	Qual	Result	RL	Qual	Result	RL	Qual	Result	RL	Qual
NATURAL ATTENUATION PARAMETERS																					
Methane RSK-175 (µg/L)	1.5	5	J	<	5	U	0.98	5	J	<	5	UJ	<	5	U	0.64	0.31		0.88	1.7	J
Total Kjeldahl Nitrogen USEPA 351.2 (mg/L)	<	1	UJ	0.118	1	J	<	1	UJ	0.294	1	J	<	1	U	<	1	U	1.3	1	
Ammonia USEPA 350.1 (mg/L)	0.04	0.1	J	0.552	0.25	J	<	0.25	U	<	0.25	UJ	0.04	0.1	J	<	0.05	U	0.23	0.05	
Nitrate/Nitrite USEPA 353.2 (mg/L)	1.2	0.1	J	0.454	0.1		0.503	0.1		0.29	0.1		0.44	0.1	J	0.63	0.05		<	0.05	U
Alkalinity SM 2320B (mg/L)	390	5		380	1.25		500	1.25		465	1		440	5		410	20		440	4	
Sulfate USEPA 9056A (mg/L)	610	50		562	25		587	25		566	25		560	100		770	50		1000	100	
Sulfide SM 9034 (mg/L)	<	4	U	<	2	U	0.2	2	J	0.2	2	J	<	4	U	<	1	U	<	1	U
Dissolved Organic Carbon SM 9060A (mg/L)	3.1	1		3.8	1		3.3	1		4.1	1		3.1	1		4.3	1		5.5	1	
Carbon Dioxide SM 2320B (mg/L)[1]	173	5		169	10		222	1.25		207	0.4		190	2.2		180	0.22		194	0.88	

Notes:
Analysis methods listed are accurate for most current sampling event. Previous analysis methods may be different.

[1]Carbon dioxide calculated from alkalinity results. Values for 2003 and 2004 were modified to be consistent with previous years' results.

< = less than reporting limit
µg/L = micrograms per liter
ID = identification number
J = estimated
LOQ = limit of quantification
mg/L = milligrams per liter
Qual = qualifier
RL = reporting limit
RSK = Robert S. Kerr Environmental Research Laboratory
SM = Standard Method
U = nondetect
USEPA = United States Environmental Protection Agency

TABLE E.2.2-5
CORNHUSKER ARMY AMMUNITION PLANT
PIEZOMETER PZ007-NATURAL ATTENUATION PARAMETERS

FIELD ID	PZ007			PZ007			PZ007			PZ007			PZ007			PZ007			PZ007		
COLLECT DATE	3/15/2007			3/28/2006			3/17/2005			3/23/2004			3/19/2003			3/26/2002			3/27/2001		
	Result	RL	Qual	Result	RL	Qual	Result	RL	Qual	Result	RL	Qual	Result	RL	Qual	Result	RL	Qual	Result	RL	Qual
NATURAL ATTENUATION PARAMETERS																					
Methane RSK-175 (µg/L)	<	0.87	U	<	0.87	U	0.49	0.87	J	<	2	U	<	2	U	<	2.0	U	0.93	1	J
Total Kjeldahl Nitrogen USEPA 351.2 (mg/L)	<	1	U	<	1	U	1.4	1		<	0.4	U	<	0.24	U	0.41	0.40		0.923	0.1	
Ammonia USEPA 350.1 (mg/L)	<	0.05	U	<	0.05	U	0.07	0.05		<	0.2	U	<	0.2	U	<	0.20	U	<	0.1	U
Nitrate/Nitrite USEPA 353.2 (mg/L)	<	0.05	U	0.37	0.05		0.67	0.05		0.72	0.1		0.6	0.1		1.2	0.10		0.371	0.5	J
Alkalinity SM 2320B (mg/L)	420	8		390	8		370	8		310	5		330	5		370	5.0		355	5	
Sulfate USEPA 9056A (mg/L)	490	100		480	50		440	50		310	20		350	25		310	25		350	5	
Sulfide SM 9034 (mg/L)	<	1	U	<	1	U	3	1		<	1	U	1.6	1		<	1.0	U	<	1	U
Dissolved Organic Carbon SM 9060A (mg/L)	3.8	1		3.3	1		3.4	1		2.7	1		2.7	1		2.8	1.0		<	5	U
Carbon Dioxide SM 2320B (mg/L)[1]	190	0.88		170	0.88		160	0.1		136	1		145	1		160	1.0		156	5	

Notes:
Analysis methods listed are accurate for most current sampling event. Previous analysis methods may be different.

[1]Carbon dioxide calculated from alkalinity results. Values for 2003 and 2004 were modified to be consistent with previous years' results.

< = less than reporting limit
µg/L = micrograms per liter
ID = identification number
J = estimated
LOQ = limit of quantification
mg/L = milligrams per liter
Qual = qualifier
RL = reporting limit
RSK = Robert S. Kerr Environmental Research Laboratory
SM = Standard Method
U = nondetect
USEPA = United States Environmental Protection Agency

TABLE E.2.2-5
CORNHUSKER ARMY AMMUNITION PLANT
PIEZOMETER PZ007-NATURAL ATTENUATION PARAMETERS

FIELD ID	PZ007			PZ007		
COLLECT DATE	3/20/2000			3/30/1999		
	Result	RL	Qual	Result	RL	Qual
NATURAL ATTENUATION PARAMETERS						
Methane RSK-175 (µg/L)	<	1	U	<	1	U
Total Kjeldahl Nitrogen USEPA 351.2 (mg/L)	0.385	0.1		0.382	0.1	
Ammonia USEPA 350.1 (mg/L)	<	0.1	U	<	0.1	U
Nitrate/Nitrite USEPA 353.2 (mg/L)	<	1	U	1.01	1	
Alkalinity SM 2320B (mg/L)	366	5		384	5	
Sulfate USEPA 9056A (mg/L)	323	2		288	5	
Sulfide SM 9034 (mg/L)	<	1	U	<	1	U
Dissolved Organic Carbon SM 9060A (mg/L)	<	5	U	5.00	5	
Carbon Dioxide SM 2320B (mg/L)[1]	161	2.2		169	2.2	

Notes:
Analysis methods listed are accurate for most current sampling event. Previous analysis methods may be different.

[1]Carbon dioxide calculated from alkalinity results. Values for 2003 and 2004 were modified to be consistent with previous years' results.

< = less than reporting limit
µg/L = micrograms per liter
ID = identification number
J = estimated
LOQ = limit of quantification
mg/L = milligrams per liter
Qual = qualifier
RL = reporting limit
RSK = Robert S. Kerr Environmental Research Laboratory
SM = Standard Method
U = nondetect
USEPA = United States Environmental Protection Agency

TABLE E.2.2-6
CORNHUSKER ARMY AMMUNITION PLANT
PIEZOMETER PZ008-NATURAL ATTENUATION PARAMETERS

FIELD ID	PZ008			PZ008			PZ008			PZ008			PZ008			PZ008			PZ008		
COLLECT DATE	None			3/14/2008			3/15/2007			3/28/2006			3/17/2005			3/23/2004			3/19/2003		
	Result	RL	Qual	Result	RL	Qual	Result	RL	Qual	Result	RL	Qual	Result	RL	Qual	Result	RL	Qual	Result	RL	Qual
NATURAL ATTENUATION PARAMETERS																					
Methane RSK-175 (µg/L)				<	1.7	U	<	0.87	U	<	0.87	U	0.45	0.87	J	<	2	U	<	2	U
Total Kjeldahl Nitrogen USEPA 351.2 (mg/L)				<	1	U	<	1	U	<	1	U	1.2	1		<	0.4	U	<	0.2	U
Ammonia USEPA 350.1 (mg/L)	**Abandoned**			0.22	0.05		<	0.05	U	<	0.05	U	0.06	0.05		<	0.2	U	<	0.2	U
Nitrate/Nitrite USEPA 353.2 (mg/L)	**2009**			0.2	0.05		0.2	0.05		0.66	0.05		0.57	0.05		1.2	0.1		0.61	0.1	
Alkalinity SM 2320B (mg/L)				410	4		400	8		340	8		320	8		310	5		350	5	
Sulfate USEPA 9056A (mg/L)				430	100		470	50		240	50		280	50		240	20		270	10	
Sulfide SM 9034 (mg/L)				<	1	U	<	1	U	<	1	U	<	1	U	<	1	U	1.7	1	
Dissolved Organic Carbon SM 9060A (mg/L)				3.7	1		3.3	1		2.6	1		2.5	1		2.2	1		2.4	1	
Carbon Dioxide SM 2320B (mg/L)[1]				180	0.88		180	0.88		150	0.88		140	0.1		136	1		154	1	

Notes:
Analysis methods listed are accurate for most current sampling event. Previous analysis methods may be different.

[1]Carbon dioxide calculated from alkalinity results. Values for 2003 and 2004 were modified to be consistent with previous years' results.

< = less than reporting limit
µg/L = micrograms per liter
ID = identification number
J = estimated
LOQ = limit of quantification
mg/L = milligrams per liter
Qual = qualifier
RL = reporting limit
RSK = Robert S. Kerr Environmental Research Laboratory
SM = Standard Method
U = nondetect
USEPA = United States Environmental Protection Agency

TABLE E.2.2-6
CORNHUSKER ARMY AMMUNITION PLANT
PIEZOMETER PZ008-NATURAL ATTENUATION PARAMETERS

FIELD ID	PZ008			PZ008			PZ008			PZ008		
COLLECT DATE	3/25/2002			3/27/2001			3/20/2000			3/30/1999		
	Result	RL	Qual	Result	RL	Qual	Result	RL	Qual	Result	RL	Qual
NATURAL ATTENUATION PARAMETERS												
Methane RSK-175 (µg/L)	<	2.0	U	0.82	1	J	<	1	U	<	1	U
Total Kjeldahl Nitrogen USEPA 351.2 (mg/L)	1.1	0.40		0.627	0.1		0.367	0.01		0.822	0.1	
Ammonia USEPA 350.1 (mg/L)	<	0.20	U	<	0.1	U	<	0.1	U	<	0.1	U
Nitrate/Nitrite USEPA 353.2 (mg/L)	1.3	0.10		0.397	0.5	J	<	1	U	<	1	U
Alkalinity SM 2320B (mg/L)	350	5.0		342	5		379	5		404	5	
Sulfate USEPA 9056A (mg/L)	250	10		276	5		229	2		335	5	
Sulfide SM 9034 (mg/L)	<	1.0	U	<	1	U	<	1	U	<	1	U
Dissolved Organic Carbon SM 9060A (mg/L)	2.8	1.0		5	5		<	5	U	5.90	5	
Carbon Dioxide SM 2320B (mg/L)[1]	150	1.0		150	5		167	2.2		178	2.2	

Notes:
Analysis methods listed are accurate for most current sampling event. Previous analysis methods may be different.

[1]Carbon dioxide calculated from alkalinity results. Values for 2003 and 2004 were modified to be consistent with previous years' results.

< = less than reporting limit
µg/L = micrograms per liter
ID = identification number
J = estimated
LOQ = limit of quantification
mg/L = milligrams per liter
Qual = qualifier
RL = reporting limit
RSK = Robert S. Kerr Environmental Research Laboratory
SM = Standard Method
U = nondetect
USEPA = United States Environmental Protection Agency

TABLE E.2.2-7
CORNHUSKER ARMY AMMUNITION PLANT
PIEZOMETER PZ009-NATURAL ATTENUATION PARAMETERS

FIELD ID	PZ009					PZ009					PZ009					PZ009				
COLLECT DATE	3/15/2018					3/24/2017					8/8/2016					8/6/2015				
	Result	Qual	DL	LOD	LOQ	Result	Qual	DL	LOD	LOQ	Result	DL	LOD	LOQ	Qual	Result	DL	LOD	LOQ	Qual
NATURAL ATTENUATION PARAMETERS																				
Methane RSK-175 (µg/L)	<	U	0.22	0.8	5	0.42	J	0.22	0.8	5	2.1	0.22	0.80	5.0	J	0.71	0.22	0.80	5.0	J
Total Kjeldahl Nitrogen USEPA 351.2 (mg/L)	<	U	0.18	0.5	1	<	U	0.18	0.5	1	<	0.18	0.50	1.0	U	<	0.18	0.50	1.0	U
Ammonia USEPA 350.1 (mg/L)	<	U	0.02	0.05	0.1	<	U	0.022	0.05	0.1	0.039	0.022	0.050	0.10	J	<	0.022	0.050	0.10	U
Nitrate/Nitrite USEPA 353.2 (mg/L)	3.6	J	0.02	0.05	0.1	0.8		0.019	0.05	0.1	0.43	0.019	0.050	0.10		1.8	0.019	0.050	0.10	
Alkalinity SM 2320B (mg/L)	490		1.1	3.2	5	510		1.1	3.2	5	470	1.1	3.2	5.0		430	1.1	3.2	5.0	
Sulfate USEPA 9056A (mg/L)	460		1.2	2.5	25	370		1.2	2.5	25	350	1.2	2.5	25		260	1.2	2.5	25	
Sulfide SM 9034 (mg/L)	<	U	0.79	1.9	4	<	U	0.79	1.9	4	<	0.79	1.9	4.0	U	<	0.79	1.9	4.0	U
Dissolved Organic Carbon SM 9060A (mg/L)	4.8		0.16	0.5	1	4.5		0.16	0.5	1	4.1	0.16	0.50	1.0		2.9	0.16	0.50	1.0	
Carbon Dioxide SM 2320B (mg/L)[1]	218		1.1	3.2	5	227		1.1	3.2	5	209	1.1	3.2	5.0		191	1.1	3.2	5.0	

Notes:
Analysis methods listed are accurate for most current sampling event. Previous analysis methods may be different.

[1]Carbon dioxide calculated from alkalinity results. Values for 2003 and 2004 were modified to be consistent with previous years' results.

< = less than reporting limit
µg/L = micrograms per liter
ID = identification number
J = estimated
LOQ = limit of quantification
mg/L = milligrams per liter
Qual = qualifier
RL = reporting limit
RSK = Robert S. Kerr Environmental Research Laboratory
SM = Standard Method
U = nondetect
USEPA = United States Environmental Protection Agency

TABLE E.2.2-7
CORNHUSKER ARMY AMMUNITION PLANT
PIEZOMETER PZ009-NATURAL ATTENUATION PARAMETERS

FIELD ID	PZ009			PZ009			PZ009			PZ009			PZ009			PZ009			PZ009		
COLLECT DATE	8/13/2014			3/14/2013			3/9/2012			3/10/2011			3/16/2010			3/12/2009			3/17/2008		
	Result	LOQ	Qual	Result	RL	Qual	Result	RL	Qual	Result	RL	Qual	Result	RL	Qual	Result	RL	Qual	Result	RL	Qual
NATURAL ATTENUATION PARAMETERS																					
Methane RSK-175 (µg/L)	1.8	5	J	<	5	UJ	<	5	U	<	5	UJ	0.29	5	J	2.9	0.31		2.8	1.7	
Total Kjeldahl Nitrogen USEPA 351.2 (mg/L)	<	1	U	0.861	1	J	<	1	UJ	0.497	1	J	0.38	1	J	<	1	U	<	1	U
Ammonia USEPA 350.1 (mg/L)	0.1	0.1		0.477	0.25		<	0.25	UJ	0.334	0.25		0.2	0.1		<	0.05	U	0.16	0.05	
Nitrate/Nitrite USEPA 353.2 (mg/L)	0.069	0.1	J	0.651	0.1		0.037	0.1	J	0.057	0.1	J	0.34	0.1		0.5	0.05		0.63	0.05	
Alkalinity SM 2320B (mg/L)	370	5		366	1.25		370	1.25		465	1		380	5		420	20		420	4	
Sulfate USEPA 9056A (mg/L)	250	25		27.1	1		498	25		476	25		340	50		220	50		170	10	J
Sulfide SM 9034 (mg/L)	<	4	U	0.2	2	J	1.2	2	J	<	2	U	<	1	U	<	1	U	<	1	U
Dissolved Organic Carbon SM 9060A (mg/L)	3.0	1		3.2	1		4.1	1		3.9	1		2.7	1		3.5	1		3.9	1	
Carbon Dioxide SM 2320B (mg/L)[1]	164	5		163	10		164	1.25		207	0.4		170	2.2		180	0.22		185	0.88	

Notes:
Analysis methods listed are accurate for most current sampling event. Previous analysis methods may be different.

[1]Carbon dioxide calculated from alkalinity results. Values for 2003 and 2004 were modified to be consistent with previous years' results.

< = less than reporting limit
µg/L = micrograms per liter
ID = identification number
J = estimated
LOQ = limit of quantification
mg/L = milligrams per liter
Qual = qualifier
RL = reporting limit
RSK = Robert S. Kerr Environmental Research Laboratory
SM = Standard Method
U = nondetect
USEPA = United States Environmental Protection Agency

TABLE E.2.2-7
CORNHUSKER ARMY AMMUNITION PLANT
PIEZOMETER PZ009-NATURAL ATTENUATION PARAMETERS

FIELD ID	PZ009			PZ009			PZ009			PZ009			PZ009			PZ009			PZ009		
COLLECT DATE	3/16/2007			3/28/2006			3/16/2005			3/18/2004			3/20/2003			3/25/2002			3/26/2001		
	Result	RL	Qual	Result	RL	Qual	Result	RL	Qual	Result	RL	Qual	Result	RL	Qual	Result	RL	Qual	Result	RL	Qual
NATURAL ATTENUATION PARAMETERS																					
Methane RSK-175 (µg/L)	<	0.87	U	<	0.87	U	<	0.87	U	<	2	U	<	2	U	<	2	U	<	1	U
Total Kjeldahl Nitrogen USEPA 351.2 (mg/L)	<	1	U	<	1	U	1.5	1		0.36	0.2		0.25	0.2		0.52	0.4		<	0.1	U
Ammonia USEPA 350.1 (mg/L)	<	0.05	U	<	0.05	U	0.09	0.05		<	0.2	U	<	0.2	U	<	0.4	U	<	0.1	U
Nitrate/Nitrite USEPA 353.2 (mg/L)	4.8	1	J	3.3	0.1		3.1	0.1		1.3	0.1		<	0.1	U	0.44	0.1		0.43	0.5	J
Alkalinity SM 2320B (mg/L)	390	8		380	8		400	8		380	5		400	5		400	5		351	5	
Sulfate USEPA 9056A (mg/L)	320	50		210	50		250	50		210	10		180	10		170	10		197	2.5	
Sulfide SM 9034 (mg/L)	<	1	U	<	1	U	<	1	U	<	1	U	<	1	U	<	1	U	<	1	U
Dissolved Organic Carbon SM 9060A (mg/L)	3.1	1		3.3	1		3.1	1		3.1	1		3	1		3	1		<	5	U
Carbon Dioxide SM 2320B (mg/L)[1]	170	0.88		170	0.88		180	0.1		167	1		176	1		180	1		154	5	

Notes:
Analysis methods listed are accurate for most current sampling event. Previous analysis methods may be different.

[1]Carbon dioxide calculated from alkalinity results. Values for 2003 and 2004 were modified to be consistent with previous years' results.

< = less than reporting limit
µg/L = micrograms per liter
ID = identification number
J = estimated
LOQ = limit of quantification
mg/L = milligrams per liter
Qual = qualifier
RL = reporting limit
RSK = Robert S. Kerr Environmental Research Laboratory
SM = Standard Method
U = nondetect
USEPA = United States Environmental Protection Agency

TABLE E.2.2-7
CORNHUSKER ARMY AMMUNITION PLANT
PIEZOMETER PZ009-NATURAL ATTENUATION PARAMETERS

FIELD ID	PZ009			PZ009		
COLLECT DATE	3/20/2000			3/31/1999		
	Result	RL	Qual	Result	RL	Qual
NATURAL ATTENUATION PARAMETERS						
Methane RSK-175 (µg/L)	<	1	U	<	1	U
Total Kjeldahl Nitrogen USEPA 351.2 (mg/L)	0.367	0.1		0.439	0.1	
Ammonia USEPA 350.1 (mg/L)	<	0.1	U	<	0.1	U
Nitrate/Nitrite USEPA 353.2 (mg/L)	1.05	1		<	1	U
Alkalinity SM 2320B (mg/L)	338	5		411	5	
Sulfate USEPA 9056A (mg/L)	123	2		108	5	
Sulfide SM 9034 (mg/L)	<	1	U	<	1	U
Dissolved Organic Carbon SM 9060A (mg/L)	5.40	5		11.8	5	
Carbon Dioxide SM 2320B (mg/L)[1]	149	2.2		181	2.2	

Notes:
Analysis methods listed are accurate for most current sampling event. Previous analysis methods may be different.

[1]Carbon dioxide calculated from alkalinity results. Values for 2003 and 2004 were modified to be consistent with previous years' results.

< = less than reporting limit
µg/L = micrograms per liter
ID = identification number
J = estimated
LOQ = limit of quantification
mg/L = milligrams per liter
Qual = qualifier
RL = reporting limit
RSK = Robert S. Kerr Environmental Research Laboratory
SM = Standard Method
U = nondetect
USEPA = United States Environmental Protection Agency

TABLE E.2.2-8
CORNHUSKER ARMY AMMUNITION PLANT
PIEZOMETER PZ010-NATURAL ATTENUATION PARAMETERS

FIELD ID	PZ010					PZ010					PZ010					PZ010				
COLLECT DATE	3/14/2018					3/24/2017					8/5/2016					8/6/2015				
	Result	Qual	DL	LOD	LOQ	Result	Qual	DL	LOD	LOQ	Result	DL	LOD	LOQ	Qual	Result	DL	LOD	LOQ	Qual
NATURAL ATTENUATION PARAMETERS																				
Methane RSK-175 (µg/L)	6000	J	0.22	0.8	5	10000		0.22	0.8	5	5500	0.22	0.80	5.0		7700	0.22	0.80	5.0	J
Total Kjeldahl Nitrogen USEPA 351.2 (mg/L)	9.6		0.18	0.5	1	2.9		0.18	0.5	1	0.79	0.18	0.50	1.0	J	2.7	0.18	0.50	1.0	
Ammonia USEPA 350.1 (mg/L)	0.63		0.02	0.05	0.1	1.2		0.022	0.05	0.1	0.40	0.022	0.050	0.10		1.9	0.022	0.050	0.10	
Nitrate/Nitrite USEPA 353.2 (mg/L)	9.7		0.02	0.05	0.1	0.74		0.019	0.05	0.1	6.7	0.019	0.050	0.10		2.2	0.019	0.050	0.10	
Alkalinity SM 2320B (mg/L)	630		1.1	3.2	5	520		1.1	3.2	5	470	1.1	3.2	5.0		540	1.1	3.2	5.0	
Sulfate USEPA 9056A (mg/L)	290		1.2	2.5	25	320		1.2	2.5	25	140	0.23	0.50	5.0		190	0.23	0.50	5.0	
Sulfide SM 9034 (mg/L)	<	U	0.79	1.9	4	2	J	0.79	1.9	4	<	0.79	1.9	4.0	U	<	0.79	1.9	4.0	U
Dissolved Organic Carbon SM 9060A (mg/L)	4.1		0.16	0.5	1	4.4		0.16	0.5	1	3.5	0.16	0.50	1.0		3.6	0.16	0.50	1.0	
Carbon Dioxide SM 2320B (mg/L)[1]	280		1.1	3.2	5	231		1.1	3.2	5	209	1.1	3.2	5.0		240	1.1	3.2	5.0	

Notes:
Analysis methods listed are accurate for most current sampling event. Previous analysis methods may be different.

[1]Carbon dioxide calculated from alkalinity results. Values for 2003 and 2004 were modified to be consistent with previous years' results.

< = less than reporting limit
µg/L = micrograms per liter
ID = identification number
J = estimated
LOQ = limit of quantification
mg/L = milligrams per liter
Qual = qualifier
RL = reporting limit
RSK = Robert S. Kerr Environmental Research Laboratory
SM = Standard Method
U = nondetect
USEPA = United States Environmental Protection Agency

TABLE E.2.2-8
CORNHUSKER ARMY AMMUNITION PLANT
PIEZOMETER PZ010-NATURAL ATTENUATION PARAMETERS

FIELD ID	PZ010			PZ010			PZ010			PZ010			PZ010			PZ010			PZ010		
COLLECT DATE	8/13/2014			3/19/2013			3/9/2012			3/10/2011			3/16/2010			3/12/2009			3/17/2008		
	Result	LOQ	Qual	Result	RL	Qual	Result	RL	Qual	Result	RL	Qual	Result	RL	Qual	Result	RL	Qual	Result	RL	Qual
NATURAL ATTENUATION PARAMETERS																					
Methane RSK-175 (µg/L)	17000	10		6300	39		6700	500		7300	500		9500	100		0.26	0.31	J	2.2	1.7	
Total Kjeldahl Nitrogen USEPA 351.2 (mg/L)	6.8	1		19	1		23	1		15	1		30	20		<	1	U	<	1	U
Ammonia USEPA 350.1 (mg/L)	4.7	0.1		6.1	0.25		9.9	0.25		8.7	0.25		15	1		<	0.05	U	0.15	0.05	
Nitrate/Nitrite USEPA 353.2 (mg/L)	<	0.1	U	0.062	0.1	J	0.177	0.1		0.277	0.1		0.09	0.1	J	0.39	0.05		0.6	0.05	
Alkalinity SM 2320B (mg/L)	540	5		525	1.25		480	1.25		435	1		530	5		360	20		440	4	
Sulfate USEPA 9056A (mg/L)	200	5		199	10		79	1		61	1		11	5		330	20		230	20	
Sulfide SM 9034 (mg/L)	8.2	4		7.01	2		2	2		0.2	2	J	13	1		<	1	U	<	1	U
Dissolved Organic Carbon SM 9060A (mg/L)	10	1		9	1		30	1		73	1		420	11		3.7	1		5	1	
Carbon Dioxide SM 2320B (mg/L)[1]	240	5		233	10		213	1.25		193	0.4		230	2.2		160	0.22		194	0.88	

Notes:
Analysis methods listed are accurate for most current sampling event. Previous analysis methods may be different.

[1]Carbon dioxide calculated from alkalinity results. Values for 2003 and 2004 were modified to be consistent with previous years' results.

< = less than reporting limit
µg/L = micrograms per liter
ID = identification number
J = estimated
LOQ = limit of quantification
mg/L = milligrams per liter
Qual = qualifier
RL = reporting limit
RSK = Robert S. Kerr Environmental Research Laboratory
SM = Standard Method
U = nondetect
USEPA = United States Environmental Protection Agency

TABLE E.2.2-8
CORNHUSKER ARMY AMMUNITION PLANT
PIEZOMETER PZ010-NATURAL ATTENUATION PARAMETERS

FIELD ID	PZ010			PZ010			PZ010			PZ010			PZ010			PZ010			PZ010		
COLLECT DATE	3/16/2007			3/16/2006			3/16/2005			3/18/2004			3/19/2003			3/25/2002			3/26/2001		
	Result	RL	Qual	Result	RL	Qual	Result	RL	Qual	Result	RL	Qual	Result	RL	Qual	Result	RL	Qual	Result	RL	Qual
NATURAL ATTENUATION PARAMETERS																					
Methane RSK-175 (µg/L)	<	0.87	U	<	0.87	U	<	0.87	U	<	2	U	<	2	U	<	2.0	U	<	1	U
Total Kjeldahl Nitrogen USEPA 351.2 (mg/L)	<	1	U	<	1	U	1.3	1		0.23	0.2		<	0.2	U	0.32	0.40	J	0.211	0.1	
Ammonia USEPA 350.1 (mg/L)	<	0.05	U	<	0.05	U	<	0.05	U	<	0.2	U	<	0.2	U	<	0.40	U	<	0.1	U
Nitrate/Nitrite USEPA 353.2 (mg/L)	3.3	1		1.8	0.05		0.74	0.05		0.44	0.1		0.36	0.1		0.28	0.10		0.189	0.5	J
Alkalinity SM 2320B (mg/L)	400	8		360	8		370	8		340	5		380	5		380	5.0		393	5	
Sulfate USEPA 9056A (mg/L)	310	50		180	100		190	50		170	10		160	10		150	5.0		194	5	
Sulfide SM 9034 (mg/L)	2	1		<	1	U	<	1	U	<	1	U	1.4	1		<	1.0	U	<	1	U
Dissolved Organic Carbon SM 9060A (mg/L)	3.3	1		2.5	1		3	1		2.8	1		2.6	1		2.8	1.0		5.6	5	
Carbon Dioxide SM 2320B (mg/L)[1]	180	0.88		160	0.88		160	0.1		150	1		167	1		170	1.0		173	5	

Notes:
Analysis methods listed are accurate for most current sampling event. Previous analysis methods may be different.

[1]Carbon dioxide calculated from alkalinity results. Values for 2003 and 2004 were modified to be consistent with previous years' results.

< = less than reporting limit
µg/L = micrograms per liter
ID = identification number
J = estimated
LOQ = limit of quantification
mg/L = milligrams per liter
Qual = qualifier
RL = reporting limit
RSK = Robert S. Kerr Environmental Research Laboratory
SM = Standard Method
U = nondetect
USEPA = United States Environmental Protection Agency

TABLE E.2.2-8
CORNHUSKER ARMY AMMUNITION PLANT
PIEZOMETER PZ010-NATURAL ATTENUATION PARAMETERS

FIELD ID	PZ010			PZ010		
COLLECT DATE	3/20/2000			4/2/1999		
	Result	RL	Qual	Result	RL	Qual
NATURAL ATTENUATION PARAMETERS						
Methane RSK-175 (µg/L)	<	1	U	<	1	U
Total Kjeldahl Nitrogen USEPA 351.2 (mg/L)	0.437	0.1		0.634	0.1	
Ammonia USEPA 350.1 (mg/L)	0.116	0.1		0.284	0.1	
Nitrate/Nitrite USEPA 353.2 (mg/L)	<	1	U	1.5	1	
Alkalinity SM 2320B (mg/L)	391	5		360	5	
Sulfate USEPA 9056A (mg/L)	125	2		153	5	
Sulfide SM 9034 (mg/L)	<	1	U	<	1	U
Dissolved Organic Carbon SM 9060A (mg/L)	14.6	5		14.2	5	
Carbon Dioxide SM 2320B (mg/L)[1]	172	2.2		158	2.2	

Notes:
Analysis methods listed are accurate for most current sampling event. Previous analysis methods may be different.

[1]Carbon dioxide calculated from alkalinity results. Values for 2003 and 2004 were modified to be consistent with previous years' results.

< = less than reporting limit
µg/L = micrograms per liter
ID = identification number
J = estimated
LOQ = limit of quantification
mg/L = milligrams per liter
Qual = qualifier
RL = reporting limit
RSK = Robert S. Kerr Environmental Research Laboratory
SM = Standard Method
U = nondetect
USEPA = United States Environmental Protection Agency

TABLE E.2.2-9
CORNHUSKER ARMY AMMUNITION PLANT
PIEZOMETER PZ011-NATURAL ATTENUATION PARAMETERS

FIELD ID	PZ011					PZ011					PZ011					PZ011				
COLLECT DATE	3/19/2018					3/24/2017					8/8/2016					8/10/2015				
	Result	Qual	DL	LOD	LOQ	Result	Qual	DL	LOD	LOQ	Result	DL	LOD	LOQ	Qual	Result	DL	LOD	LOQ	Qual
NATURAL ATTENUATION PARAMETERS																				
Methane RSK-175 (µg/L)	####		0.65	2.4	15	19000		0.44	1.6	10	17000	0.65	2.4	15		12000	0.22	0.80	5.0	
Total Kjeldahl Nitrogen USEPA 351.2 (mg/L)	15	J	4.5	13	25	12		0.36	1	2	5.8	0.18	0.50	1.0		5.0	0.18	0.50	1.0	
Ammonia USEPA 350.1 (mg/L)	12		0.22	0.5	1	8.3		0.11	0.25	0.5	5.5	0.044	0.10	0.20		3.2	0.044	0.10	0.20	
Nitrate/Nitrite USEPA 353.2 (mg/L)	<	U	0.02	0.05	0.1	<	U	0.019	0.05	0.1	<	0.019	0.050	0.10	U	<	0.019	0.050	0.10	U
Alkalinity SM 2320B (mg/L)	780		1.1	3.2	5	900		1.1	3.2	5	930	1.1	3.2	5.0		910	1.1	3.2	5.0	
Sulfate USEPA 9056A (mg/L)	230		1.2	2.5	25	120		0.23	0.5	5	98	0.23	0.50	5.0		80	1.2	2.5	25	
Sulfide SM 9034 (mg/L)	<	U	0.79	1.9	4	<	U	0.79	1.9	4	<	0.79	1.9	4.0	U	<	0.79	1.9	4.0	U
Dissolved Organic Carbon SM 9060A (mg/L)	5.1		0.16	0.5	1	24		0.16	0.5	1	12	0.16	0.50	1.0		140	0.65	2.1	4.2	
Carbon Dioxide SM 2320B (mg/L)[1]	347		1.1	3.2	5	400		1.1	3.2	5	413	1	3.2	5		404	1.1	3.2	5.0	

Notes:
Analysis methods listed are accurate for most current sampling event. Previous analysis methods may be different.

[1]Carbon dioxide calculated from alkalinity results. Values for 2003 and 2004 were modified to be consistent with previous years' results.

< = less than reporting limit
µg/L = micrograms per liter
ID = identification number
J = estimated
LOQ = limit of quantification
mg/L = milligrams per liter
Qual = qualifier
RL = reporting limit
RSK = Robert S. Kerr Environmental Research Laboratory
SM = Standard Method
U = nondetect
USEPA = United States Environmental Protection Agency

TABLE E.2.2-9
CORNHUSKER ARMY AMMUNITION PLANT
PIEZOMETER PZ011-NATURAL ATTENUATION PARAMETERS

FIELD ID	PZ011			PZ011			PZ011			PZ011			PZ011			PZ011			PZ011		
COLLECT DATE	8/19/2014			3/19/2013			3/15/2012			3/10/2011			3/16/2010			3/12/2009			3/20/2008		
	Result	LOQ	Qual	Result	RL	Qual	Result	RL	Qual	Result	RL	Qual	Result	RL	Qual	Result	RL	Qual	Result	RL	Qual
NATURAL ATTENUATION PARAMETERS																					
Methane RSK-175 (µg/L)	20000	10		18000	97		9700	1000		4200	500		11000	100		1100	5.1		1.4	1.7	J
Total Kjeldahl Nitrogen USEPA 351.2 (mg/L)	1.8	1		4.8	1		3.7	1		3.1	1		5.5	1		3	1		2.4	1	
Ammonia USEPA 350.1 (mg/L)	1.8	0.1		1.8	0.25		2.1	0.25		2.5	0.25		3.9	0.1		2	0.05		2	0.1	
Nitrate/Nitrite USEPA 353.2 (mg/L)	<	0.1	U	0.432	0.1		0.251	0.1		0.204	0.1		<	0.1	U	0.48	0.05		2.2	0.05	
Alkalinity SM 2320B (mg/L)	720	5		540	1.25		430	1.25		430	1		510	5		450	20		330	4	
Sulfate USEPA 9056A (mg/L)	45	5		124	5	J	179	5		232	10		180	25		130	20		280	50	
Sulfide SM 9034 (mg/L)	<	4	U	0.601	2	J	0.8	2	J	0.2	2	J	2.1	1		2	1		<	1	U
Dissolved Organic Carbon SM 9060A (mg/L)	12	1		6.72	1		6.9	1		5.6	1		6	1		4.9	1		4.2	1	
Carbon Dioxide SM 2320B (mg/L)[1]	320	5		240	10		191	1.25		191	0.4		220	2.2		200	0.22		145	0.88	

Notes:
Analysis methods listed are accurate for most current sampling event. Previous analysis methods may be different.

[1]Carbon dioxide calculated from alkalinity results. Values for 2003 and 2004 were modified to be consistent with previous years' results.

< = less than reporting limit
µg/L = micrograms per liter
ID = identification number
J = estimated
LOQ = limit of quantification
mg/L = milligrams per liter
Qual = qualifier
RL = reporting limit
RSK = Robert S. Kerr Environmental Research Laboratory
SM = Standard Method
U = nondetect
USEPA = United States Environmental Protection Agency

TABLE E.2.2-9
CORNHUSKER ARMY AMMUNITION PLANT
PIEZOMETER PZ011-NATURAL ATTENUATION PARAMETERS

FIELD ID	PZ011			PZ011			PZ011			PZ011			PZ011			PZ011			PZ011		
COLLECT DATE	3/16/2007			3/16/2006			3/16/2005			3/18/2004			3/19/2003			3/25/2002			3/26/2001		
	Result	RL	Qual	Result	RL	Qual	Result	RL	Qual	Result	RL	Qual	Result	RL	Qual	Result	RL	Qual	Result	RL	Qual
NATURAL ATTENUATION PARAMETERS																					
Methane RSK-175 (µg/L)	<	0.87	U	<	0.87	U	0.44	0.87	J	<	2	U	<	2	U	<	2.0	U	0.63	1	J
Total Kjeldahl Nitrogen USEPA 351.2 (mg/L)	<	1	U	<	1	UJ	2.7	1		2.3	0.2		5	0.4		3.3	0.40		9.71	1	
Ammonia USEPA 350.1 (mg/L)	0.46	0.05		0.36	0.05		2.2	0.1		1.8	0.2		4.6	0.4		4.8	0.40		5.47	1	
Nitrate/Nitrite USEPA 353.2 (mg/L)	0.46	0.05		0.37	0.05		5.3	0.25		1.1	0.1		0.98	0.1		0.74	0.10		0.877	0.5	
Alkalinity SM 2320B (mg/L)	300	8		290	8		360	8		280	5		340	5		310	5.0		333	5	
Sulfate USEPA 9056A (mg/L)	260	50		260	100		190	50		150	10		150	10		130	5.0		108	2.5	
Sulfide SM 9034 (mg/L)	<	1	U	<	1	U	<	1	U	<	1	U	1.2	1		<	1.0	U	<	1	U
Dissolved Organic Carbon SM 9060A (mg/L)	2.7	1		2.6	1		2.8	1		2.5	1		2.9	1		2.6	1.0		<	5	U
Carbon Dioxide SM 2320B (mg/L)[1]	130	0.88		130	0.88		160	0.1		123	1		150	1		140	1.0		147	5	

Notes:
Analysis methods listed are accurate for most current sampling event. Previous analysis methods may be different.

[1]Carbon dioxide calculated from alkalinity results. Values for 2003 and 2004 were modified to be consistent with previous years' results.

< = less than reporting limit
µg/L = micrograms per liter
ID = identification number
J = estimated
LOQ = limit of quantification
mg/L = milligrams per liter
Qual = qualifier
RL = reporting limit
RSK = Robert S. Kerr Environmental Research Laboratory
SM = Standard Method
U = nondetect
USEPA = United States Environmental Protection Agency

TABLE E.2.2-9
CORNHUSKER ARMY AMMUNITION PLANT
PIEZOMETER PZ011-NATURAL ATTENUATION PARAMETERS

FIELD ID	PZ011			PZ011		
COLLECT DATE	3/20/2000			4/2/1999		
	Result	RL	Qual	Result	RL	Qual
NATURAL ATTENUATION PARAMETERS						
Methane RSK-175 (µg/L)	<	1.1	U	35.5	5	
Total Kjeldahl Nitrogen USEPA 351.2 (mg/L)	10.3	1		9.04	0.5	
Ammonia USEPA 350.1 (mg/L)	9.31	1		8.05	0.5	
Nitrate/Nitrite USEPA 353.2 (mg/L)	1.30	1		3.34	1	
Alkalinity SM 2320B (mg/L)	336	5		337	5	
Sulfate USEPA 9056A (mg/L)	100	2		86	5	
Sulfide SM 9034 (mg/L)	<	1	U	<	1	U
Dissolved Organic Carbon SM 9060A (mg/L)	<	5	U	13.0	5	
Carbon Dioxide SM 2320B (mg/L)[1]	148	2.2		148	2.2	

Notes:
Analysis methods listed are accurate for most current sampling event. Previous analysis methods may be different.

[1]Carbon dioxide calculated from alkalinity results. Values for 2003 and 2004 were modified to be consistent with previous years' results.

< = less than reporting limit
µg/L = micrograms per liter
ID = identification number
J = estimated
LOQ = limit of quantification
mg/L = milligrams per liter
Qual = qualifier
RL = reporting limit
RSK = Robert S. Kerr Environmental Research Laboratory
SM = Standard Method
U = nondetect
USEPA = United States Environmental Protection Agency

TABLE E.2.2-10
CORNHUSKER ARMY AMMUNITION PLANT
PIEZOMETER PZ012-NATURAL ATTENUATION PARAMETERS

FIELD ID	PZ012					PZ012					PZ012					PZ012				
COLLECT DATE	3/19/2018					3/25/2017					8/8/2016					8/10/2015				
	Result	Qual	DL	LOD	LOQ	Result	Qual	DL	LOD	LOQ	Result	DL	LOD	LOQ	Qual	Result	DL	LOD	LOQ	Qual
NATURAL ATTENUATION PARAMETERS																				
Methane RSK-175 (µg/L)	22000	J	0.65	2.4	15	23000		0.44	1.6	10	22000	0.65	2.4	15		16000	0.44	1.6	10	
Total Kjeldahl Nitrogen USEPA 351.2 (mg/L)	11	J	0.3	0.83	1.7	12		0.36	1	2	12	0.36	1.0	2.0		15	0.90	2.50	5.0	
Ammonia USEPA 350.1 (mg/L)	9		0.04	0.1	0.2	9.7		0.11	0.25	0.5	9.9	0.11	0.25	0.50		12	0.11	0.25	0.50	
Nitrate/Nitrite USEPA 353.2 (mg/L)	0.02	J	0.02	0.05	0.1	<	U	0.019	0.05	0.1	<	0.019	0.050	0.10	U	<	0.019	0.050	0.10	U
Alkalinity SM 2320B (mg/L)	720		1.1	3.2	5	920		1.1	3.2	5	1100	1.1	3.2	5.0		920	1.1	3.2	5.0	
Sulfate USEPA 9056A (mg/L)	230		1.2	2.5	25	230		1.2	2.5	25	130	0.23	0.50	5.0		160	1.2	2.5	25	
Sulfide SM 9034 (mg/L)	<	U	0.79	1.9	4	1.2	J	0.79	1.9	4	<	0.79	1.9	4.0	U	1.4	0.79	1.9	4.0	J
Dissolved Organic Carbon SM 9060A (mg/L)	13		0.16	0.5	1	18		0.16	0.5	1	24	0.16	0.50	1.0		260	0.93	3.0	6.0	
Carbon Dioxide SM 2320B (mg/L)[1]	320		1.1	3.2	5	409		1.1	3.2	5	489	1.1	3.2	5.0		409	1.1	3.2	5.0	

Notes:
Analysis methods listed are accurate for most current sampling event. Previous analysis methods may be different.

[1]Carbon dioxide calculated from alkalinity results. Values for 2003 and 2004 were modified to be consistent with previous years' results.

< = less than reporting limit
µg/L = micrograms per liter
ID = identification number
J = estimated
LOQ = limit of quantification
mg/L = milligrams per liter
Qual = qualifier
RL = reporting limit
RSK = Robert S. Kerr Environmental Research Laboratory
SM = Standard Method
U = nondetect
USEPA = United States Environmental Protection Agency

TABLE E.2.2-10
CORNHUSKER ARMY AMMUNITION PLANT
PIEZOMETER PZ012-NATURAL ATTENUATION PARAMETERS

FIELD ID	PZ012			PZ012			PZ012			PZ012			PZ012			PZ012			PZ012		
COLLECT DATE	8/12/2014			3/19/2013			3/15/2012			3/10/2011			3/16/2010			3/12/2009			3/20/2008		
	Result	LOQ	Qual	Result	RL	Qual	Result	RL	Qual	Result	RL	Qual	Result	RL	Qual	Result	RL	Qual	Result	RL	Qual
NATURAL ATTENUATION PARAMETERS																					
Methane RSK-175 (µg/L)	17000	10		10000	100		8700	1000		4100	250		12000	100		6.1	0.31		1.4	1.7	J
Total Kjeldahl Nitrogen USEPA 351.2 (mg/L)	2.6	1		5.6	1		3.1	1		3.2	1		2.2	1		3.3	1		1.8	1	
Ammonia USEPA 350.1 (mg/L)	3.1	0.1		2.1	0.25		1.6	0.25		1.8	0.25		1	0.1		1.6	0.05		1.8	0.1	
Nitrate/Nitrite USEPA 353.2 (mg/L)	0.78	0.1		2.9	0.1		4.9	0.1		3.1	0.1		6.4	0.1		0.84	0.5		4.3	0.1	
Alkalinity SM 2320B (mg/L)	670	5		533	1.25		400	1.25		345	1		460	5		480	20		300	2	
Sulfate USEPA 9056A (mg/L)	95	5		56	1		143	5		176	5		130	25		160	20		230	20	
Sulfide SM 9034 (mg/L)	1.4	4	J	1.4	2	J	3.2	2		0.2	2	J	9.4	1		12	1		<	1	U
Dissolved Organic Carbon SM 9060A (mg/L)	21.0	1		3.8	1		5.2	1		5.6	1		24	1		3.9	1		3.4	1	
Carbon Dioxide SM 2320B (mg/L)[1]	298	5		237	10		178	1.25		153	0.4		200	2.2		210	0.22		132	0.88	

Notes:
Analysis methods listed are accurate for most current sampling event. Previous analysis methods may be different.

[1]Carbon dioxide calculated from alkalinity results. Values for 2003 and 2004 were modified to be consistent with previous years' results.

< = less than reporting limit
µg/L = micrograms per liter
ID = identification number
J = estimated
LOQ = limit of quantification
mg/L = milligrams per liter
Qual = qualifier
RL = reporting limit
RSK = Robert S. Kerr Environmental Research Laboratory
SM = Standard Method
U = nondetect
USEPA = United States Environmental Protection Agency

TABLE E.2.2-10
CORNHUSKER ARMY AMMUNITION PLANT
PIEZOMETER PZ012-NATURAL ATTENUATION PARAMETERS

FIELD ID	PZ012			PZ012			PZ012			PZ012			PZ012			PZ012			PZ012		
COLLECT DATE	3/16/2007			3/16/2006			3/16/2005			3/18/2004			3/19/2003			3/25/2002			3/26/2001		
	Result	RL	Qual	Result	RL	Qual	Result	RL	Qual	Result	RL	Qual	Result	RL	Qual	Result	RL	Qual	Result	RL	Qual
NATURAL ATTENUATION PARAMETERS																					
Methane RSK-175 (µg/L)	<	0.87	U	<	0.87	U	<	0.87	U	<	2	U	<	2	U	<	2.0	U	0.53	1	J
Total Kjeldahl Nitrogen USEPA 351.2 (mg/L)	<	1	U	1.1	1	J	2.9	1		2.2	0.2		3.8	0.2		3.8	0.40		12.8	1	
Ammonia USEPA 350.1 (mg/L)	0.87	0.05		0.93	0.05		2.3	0.1		1.1	0.2		3.1	0.2		4.9	0.40		6.99	1	
Nitrate/Nitrite USEPA 353.2 (mg/L)	2.1	1		1.7	0.05		3.1	0.1		1.6	0.1		1.2	0.1		1.7	0.10		1.44	0.5	
Alkalinity SM 2320B (mg/L)	300	8		300	8		300	8		290	5		320	5		360	5.0		308	5	
Sulfate USEPA 9056A (mg/L)	140	20		130	10		120	10		83	2		110	5		55	5.0		71.5	2.5	
Sulfide SM 9034 (mg/L)	<	1	U	<	1	U	<	1	U	<	1	U	1	1		0.70	1.0	J	<	1	U
Dissolved Organic Carbon SM 9060A (mg/L)	2.6	1		2.3	1		2.6	1		2.5	1		2.7	1		3.1	1.0		<	5	U
Carbon Dioxide SM 2320B (mg/L)[1]	130	0.88		130	0.88		130	0.1		128	1		141	1		160	1.0		136	5	

Notes:
Analysis methods listed are accurate for most current sampling event. Previous analysis methods may be different.

[1]Carbon dioxide calculated from alkalinity results. Values for 2003 and 2004 were modified to be consistent with previous years' results.

< = less than reporting limit
µg/L = micrograms per liter
ID = identification number
J = estimated
LOQ = limit of quantification
mg/L = milligrams per liter
Qual = qualifier
RL = reporting limit
RSK = Robert S. Kerr Environmental Research Laboratory
SM = Standard Method
U = nondetect
USEPA = United States Environmental Protection Agency

TABLE E.2.2-10
CORNHUSKER ARMY AMMUNITION PLANT
PIEZOMETER PZ012-NATURAL ATTENUATION PARAMETERS

FIELD ID	PZ012			PZ012		
COLLECT DATE	3/20/2000			4/2/1999		
	Result	RL	Qual	Result	RL	Qual
NATURAL ATTENUATION PARAMETERS						
Methane RSK-175 (µg/L)	<	1	U	23.2	2	
Total Kjeldahl Nitrogen USEPA 351.2 (mg/L)	11.6	1		9.42	1	
Ammonia USEPA 350.1 (mg/L)	10.3	1		3.50	0.5	
Nitrate/Nitrite USEPA 353.2 (mg/L)	1.89	1		5.44	1	
Alkalinity SM 2320B (mg/L)	369	5		391	5	
Sulfate USEPA 9056A (mg/L)	64.8	2		74	5	
Sulfide SM 9034 (mg/L)	<	1	U	<	1	U
Dissolved Organic Carbon SM 9060A (mg/L)	<	5	U	15.3	5	
Carbon Dioxide SM 2320B (mg/L)[1]	162	2.2		172	2.2	

Notes:
Analysis methods listed are accurate for most current sampling event. Previous analysis methods may be different.

[1]Carbon dioxide calculated from alkalinity results. Values for 2003 and 2004 were modified to be consistent with previous years' results.

< = less than reporting limit
µg/L = micrograms per liter
ID = identification number
J = estimated
LOQ = limit of quantification
mg/L = milligrams per liter
Qual = qualifier
RL = reporting limit
RSK = Robert S. Kerr Environmental Research Laboratory
SM = Standard Method
U = nondetect
USEPA = United States Environmental Protection Agency

TABLE E.2.2-11
CORNHUSKER ARMY AMMUNITION PLANT
PIEZOMETER PZ013-NATURAL ATTENUATION PARAMETERS

FIELD ID	PZ013					PZ013					PZ013					PZ013				
COLLECT DATE	3/14/2018					3/25/2017					8/9/2016					8/10/2015				
	Result	Qual	DL	LOD	LOQ	Result	Qual	DL	LOD	LOQ	Result	DL	LOD	LOQ	Qual	Result	DL	LOD	LOQ	Qual
NATURAL ATTENUATION PARAMETERS																				
Methane RSK-175 (µg/L)	20000		0.65	2.4	15	17000		0.44	1.6	10	14000	0.22	0.80	5.0		15000	0.44	1.6	10	
Total Kjeldahl Nitrogen USEPA 351.2 (mg/L)	7.4		0.3	0.83	1.7	4.2		0.18	0.5	1	3.8	0.18	0.50	1.0		3.1	0.18	0.50	1.0	
Ammonia USEPA 350.1 (mg/L)	3.3		0.02	0.05	0.1	2		0.022	0.05	0.1	1.3	0.022	0.050	0.10		1.4	0.022	0.050	0.10	
Nitrate/Nitrite USEPA 353.2 (mg/L)	3.6		0.02	0.05	0.1	0.089	J	0.019	0.05	0.1	<	0.019	0.050	0.10	U	<	0.019	0.050	0.10	U
Alkalinity SM 2320B (mg/L)	1000		1.1	3.2	5	1100		1.1	3.2	5	1000	1.1	3.2	5.0		820	1.1	3.2	5.0	
Sulfate USEPA 9056A (mg/L)	210		2.3	5	50	280		1.2	2.5	25	170	0.23	0.50	5.0		220	1.2	2.50	25	
Sulfide SM 9034 (mg/L)	<	U	0.79	1.9	4	0.8	J	0.79	1.9	4	<	0.79	1.9	4.0	U	0.96	0.79	1.9	4.0	J
Dissolved Organic Carbon SM 9060A (mg/L)	12		0.16	0.5	1	13		0.16	0.5	1	13	0.16	0.50	1.0		8.2	0.16	0.50	1.0	
Carbon Dioxide SM 2320B (mg/L)[1]	444			1.1	3	489		1.1	3.2	5	444	1.1	3.2	5.0		364	1.1	3.2	5.0	

Notes:
Analysis methods listed are accurate for most current sampling event. Previous analysis methods may be different.

[1]Carbon dioxide calculated from alkalinity results. Values for 2003 and 2004 were modified to be consistent with previous years' results.

< = less than reporting limit
µg/L = micrograms per liter
ID = identification number
J = estimated
LOQ = limit of quantification
mg/L = milligrams per liter
Qual = qualifier
RL = reporting limit
RSK = Robert S. Kerr Environmental Research Laboratory
SM = Standard Method
U = nondetect
USEPA = United States Environmental Protection Agency

TABLE E.2.2-11
CORNHUSKER ARMY AMMUNITION PLANT
PIEZOMETER PZ013-NATURAL ATTENUATION PARAMETERS

FIELD ID	PZ013			PZ013			PZ013			PZ013			PZ013			PZ013			PZ013		
COLLECT DATE	8/12/2014			3/19/2013			3/14/2012			3/10/2011			3/17/2010			3/12/2009			3/19/2008		
	Result	LOQ	Qual	Result	RL	Qual	Result	RL	Qual	Result	RL	Qual	Result	RL	Qual	Result	RL	Qual	Result	RL	Qual
NATURAL ATTENUATION PARAMETERS																					
Methane RSK-175 (µg/L)	19000	10		14000	97		7700	1000		6100	500		18000	250		6000	5.1		2500	17	
Total Kjeldahl Nitrogen USEPA 351.2 (mg/L)	3.3	1		17.6	1		7.0	1		4.5	1		4.7	1		4.6	1		6.5	1	
Ammonia USEPA 350.1 (mg/L)	2.1	0.1		5.31	0.25		2.1	0.25		1.3	0.25		3.5	0.1		3.4	0.1		5.1	0.25	
Nitrate/Nitrite USEPA 353.2 (mg/L)	0.07	0.1	J	0.197	0.1		1.6	0.1		0.242	0.1		1.7	0.1		1.1	0.05		0.071	0.05	
Alkalinity SM 2320B (mg/L)	630	5		500	1.25		410	1.25		485	1		500	5		470	20		340	4	
Sulfate USEPA 9056A (mg/L)	250	25		191	10		221	10		104	5		160	25		150	20		18	10	
Sulfide SM 9034 (mg/L)	5.9	4		3.41	2		1.4	2	J	0.4	2	J	6.5	1		3	1		<	1	U
Dissolved Organic Carbon SM 9060A (mg/L)	5.8	1		9.5	1		7.7	1		73	1		5.8	1		4.2	1		54	2	
Carbon Dioxide SM 2320B (mg/L)[1]	280	5		222	10		182	1.25		216	0.4		220	2.2		210	0.22		150	0.88	

Notes:
Analysis methods listed are accurate for most current sampling event. Previous analysis methods may be different.

[1]Carbon dioxide calculated from alkalinity results. Values for 2003 and 2004 were modified to be consistent with previous years' results.

< = less than reporting limit
µg/L = micrograms per liter
ID = identification number
J = estimated
LOQ = limit of quantification
mg/L = milligrams per liter
Qual = qualifier
RL = reporting limit
RSK = Robert S. Kerr Environmental Research Laboratory
SM = Standard Method
U = nondetect
USEPA = United States Environmental Protection Agency

TABLE E.2.2-11
CORNHUSKER ARMY AMMUNITION PLANT
PIEZOMETER PZ013-NATURAL ATTENUATION PARAMETERS

FIELD ID	PZ013			PZ013			PZ013			PZ013			PZ013			PZ013			PZ013		
COLLECT DATE	3/16/2007			3/16/2006			3/17/2005			3/17/2004			3/24/2003			3/25/2002			3/26/2001		
	Result	RL	Qual	Result	RL	Qual	Result	RL	Qual	Result	RL	Qual	Result	RL	Qual	Result	RL	Qual	Result	RL	Qual
NATURAL ATTENUATION PARAMETERS																					
Methane RSK-175 (µg/L)	<	0.87	U	<	0.87	U	<	0.87	U	<	2	U	<	2	U	<	2.0	U	1.1	1	
Total Kjeldahl Nitrogen USEPA 351.2 (mg/L)	10	1		13	1	J	14	1		11	1		11	2		8.0	0.40		15.6	1	
Ammonia USEPA 350.1 (mg/L)	11	0.5		12	0.5		14	0.5		12	5		12	1		8.0	1.0		10.1	1	
Nitrate/Nitrite USEPA 353.2 (mg/L)	2.6	1		2.6	0.1		3.9	0.1		9.7	1		6.1	0.2		8.2	0.20		4.92	0.5	
Alkalinity SM 2320B (mg/L)	340	8		350	8		390	8		350	5		240	5		360	5.0		38	5	
Sulfate USEPA 9056A (mg/L)	76	20		74	10		77	10		120	4		140	5		340	10		165	2.5	
Sulfide SM 9034 (mg/L)	5	1		<	1	U	<	1	U	<	1	U	<	1	U	<	1.0	U	<	1	U
Dissolved Organic Carbon SM 9060A (mg/L)	3.2	1		2.7	1		3.3	1		4	1		4.7	1		5.2	1.0		10.2	5	
Carbon Dioxide SM 2320B (mg/L)[1]	150	0.88		150	0.88		170	0.1		154	1		106	1		160	1.0		149	5	

Notes:
Analysis methods listed are accurate for most current sampling event. Previous analysis methods may be different.

[1]Carbon dioxide calculated from alkalinity results. Values for 2003 and 2004 were modified to be consistent with previous years' results.

< = less than reporting limit
µg/L = micrograms per liter
ID = identification number
J = estimated
LOQ = limit of quantification
mg/L = milligrams per liter
Qual = qualifier
RL = reporting limit
RSK = Robert S. Kerr Environmental Research Laboratory
SM = Standard Method
U = nondetect
USEPA = United States Environmental Protection Agency

TABLE E.2.2-11
CORNHUSKER ARMY AMMUNITION PLANT
PIEZOMETER PZ013-NATURAL ATTENUATION PARAMETERS

FIELD ID	PZ013			PZ013		
COLLECT DATE	3/21/2000			4/2/1999		
	Result	RL	Qual	Result	RL	Qual
NATURAL ATTENUATION PARAMETERS						
Methane RSK-175 (µg/L)	6.9	1		<	2.24	U
Total Kjeldahl Nitrogen USEPA 351.2 (mg/L)	14.5	1		16.9	1	
Ammonia USEPA 350.1 (mg/L)	13.6	1		16.5	2	
Nitrate/Nitrite USEPA 353.2 (mg/L)	4.6	1		9.45	1	
Alkalinity SM 2320B (mg/L)	336	5		407	5	
Sulfate USEPA 9056A (mg/L)	106	2		140	5	
Sulfide SM 9034 (mg/L)	<	1	U	<	1	U
Dissolved Organic Carbon SM 9060A (mg/L)	18.7	5		11.3	5	
Carbon Dioxide SM 2320B (mg/L)[1]	148	2.2		179	2.2	

Notes:
Analysis methods listed are accurate for most current sampling event. Previous analysis methods may be different.

[1]Carbon dioxide calculated from alkalinity results. Values for 2003 and 2004 were modified to be consistent with previous years' results.

< = less than reporting limit
µg/L = micrograms per liter
ID = identification number
J = estimated
LOQ = limit of quantification
mg/L = milligrams per liter
Qual = qualifier
RL = reporting limit
RSK = Robert S. Kerr Environmental Research Laboratory
SM = Standard Method
U = nondetect
USEPA = United States Environmental Protection Agency

TABLE E.2.2-12
CORNHUSKER ARMY AMMUNITION PLANT
PIEZOMETER PZ014-NATURAL ATTENUATION PARAMETERS

FIELD ID	PZ014					PZ014					PZ014					PZ014				
COLLECT DATE	3/15/2018					3/25/2017					8/9/2016					8/11/2015				
	Result	Qual	DL	LOD	LOQ	Result	Qual	DL	LOD	LOQ	Result	DL	LOD	LOQ	Qual	Result	DL	LOD	LOQ	Qual
NATURAL ATTENUATION PARAMETERS																				
Methane RSK-175 (µg/L)	870		0.22	0.8	5	1500		0.22	0.8	5	1300	0.22	0.80	5.0		1500	0.22	0.80	5.0	
Total Kjeldahl Nitrogen USEPA 351.2 (mg/L)	1.6		0.18	0.5	1	<	U	0.18	0.5	1	0.77	0.18	0.50	1.0	J	0.47	0.18	0.50	1.0	J
Ammonia USEPA 350.1 (mg/L)	0.1	J	0.02	0.05	0.1	<	U	0.022	0.05	0.1	0.055	0.022	0.050	0.10	J	0.30	0.022	0.050	0.10	
Nitrate/Nitrite USEPA 353.2 (mg/L)	<	U	0.02	0.05	0.1	1.1		0.019	0.05	0.1	1.8	0.019	0.050	0.10		<	0.019	0.050	0.10	U
Alkalinity SM 2320B (mg/L)	440		1.1	3.2	5	680		1.1	3.2	5	760	1.1	3.2	5.0		520	1.1	3.2	5.0	
Sulfate USEPA 9056A (mg/L)	380		1.2	2.5	25	350		1.2	2.5	25	580	1.2	2.5	25		310	1.2	2.5	25	
Sulfide SM 9034 (mg/L)	<	U	0.79	1.9	4	<	U	0.79	1.9	4	<	0.79	1.9	4.0	U	<	0.79	1.9	4.0	U
Dissolved Organic Carbon SM 9060A (mg/L)	4.2		0.16	0.5	1	5.7		0.16	0.5	1	6.4	0.16	0.50	1.0		4.3	0.16	0.50	1.0	
Carbon Dioxide SM 2320B (mg/L)[1]	196		1.1	3.2	5	302		1.1	3.2	5	338	1.1	3.2	5.0		231	1.1	3.2	5.0	

Notes:
Analysis methods listed are accurate for most current sampling event. Previous analysis methods may be different.

[1]Carbon dioxide calculated from alkalinity results. Values for 2003 and 2004 were modified to be consistent with previous years' results.

< = less than reporting limit
µg/L = micrograms per liter
ID = identification number
J = estimated
LOQ = limit of quantification
mg/L = milligrams per liter
Qual = qualifier
RL = reporting limit
RSK = Robert S. Kerr Environmental Research Laboratory
SM = Standard Method
U = nondetect
USEPA = United States Environmental Protection Agency

TABLE E.2.2-12
CORNHUSKER ARMY AMMUNITION PLANT
PIEZOMETER PZ014-NATURAL ATTENUATION PARAMETERS

FIELD ID	PZ014			PZ014			PZ014			PZ014			PZ014			PZ014			PZ014		
COLLECT DATE	8/12/2014			3/19/2013			3/14/2012			3/10/2011			3/17/2010			3/12/2009			3/19/2008		
	Result	LOQ	Qual	Result	RL	Qual	Result	RL	Qual	Result	RL	Qual	Result	RL	Qual	Result	RL	Qual	Result	RL	Qual
NATURAL ATTENUATION PARAMETERS																					
Methane RSK-175 (µg/L)	3500	5		3400	19		1900	500		8000	500		980	10		1000	0.31		640	17	
Total Kjeldahl Nitrogen USEPA 351.2 (mg/L)	0.71	1	J	1.19	1		<	1	U	0.921	1	J	0.34	1	J	<	1	U	<	1	U
Ammonia USEPA 350.1 (mg/L)	0.41	0.1		1.16	0.25		<	0.25	UJ	<	0.25	UJ	0.071	0.1	J	0.055	0.05		0.25	0.05	
Nitrate/Nitrite USEPA 353.2 (mg/L)	<	0.1	U	0.019	0.1	J	<	0.1	U	0.027	0.1	J	<	0.1	U	<	0.05	U	<	0.05	U
Alkalinity SM 2320B (mg/L)	510	5		530	1.25		550	1.25		585	1		440	5		430	20		470	4	
Sulfate USEPA 9056A (mg/L)	200	5		136	10		150	10		96	5		230	25		110	50		79	10	
Sulfide SM 9034 (mg/L)	<	4	U	<	2	U	0.6	2	J	0.4	2	J	6	1		11	1		22	1	
Dissolved Organic Carbon SM 9060A (mg/L)	3.30	1		4.59	1		5.3	1		7.5	1		2.6	1		2.7	1		11	1	
Carbon Dioxide SM 2320B (mg/L)[1]	227	5		236	10		244	1.25		260	0.4		190	2.2		190	0.22		207	0.88	

Notes:
Analysis methods listed are accurate for most current sampling event. Previous analysis methods may be different.

[1]Carbon dioxide calculated from alkalinity results. Values for 2003 and 2004 were modified to be consistent with previous years' results.

< = less than reporting limit
µg/L = micrograms per liter
ID = identification number
J = estimated
LOQ = limit of quantification
mg/L = milligrams per liter
Qual = qualifier
RL = reporting limit
RSK = Robert S. Kerr Environmental Research Laboratory
SM = Standard Method
U = nondetect
USEPA = United States Environmental Protection Agency

TABLE E.2.2-12
CORNHUSKER ARMY AMMUNITION PLANT
PIEZOMETER PZ014-NATURAL ATTENUATION PARAMETERS

FIELD ID	PZ014			PZ014			PZ014			PZ014			PZ014			PZ014			PZ014		
COLLECT DATE	3/16/2007			3/17/2006			3/17/2005			3/17/2004			3/25/2003			3/25/2002			3/26/2001		
	Result	RL	Qual	Result	RL	Qual	Result	RL	Qual	Result	RL	Qual	Result	RL	Qual	Result	RL	Qual	Result	RL	Qual
NATURAL ATTENUATION PARAMETERS																					
Methane RSK-175 (µg/L)	<	0.87	U	<	0.87	U	<	0.87	U	<	2	U	<	2	U	<	2.0	U	0.93	1	J
Total Kjeldahl Nitrogen USEPA 351.2 (mg/L)	<	1	U	<	1	U	<	1	U	<	0.26	U	<	0.2	U	0.43	0.40		0.211	0.1	
Ammonia USEPA 350.1 (mg/L)	<	0.05	U	<	0.05	U	<	0.05	U	<	0.2	U	0.26	0.2		<	0.40	U	<	0.1	U
Nitrate/Nitrite USEPA 353.2 (mg/L)	0.66	0.05		0.66	0.05		0.85	0.05		0.74	0.1		0.33	0.1		0.38	0.10		<	0.5	U
Alkalinity SM 2320B (mg/L)	370	8		370	8		380	8		350	5		400	5		360	5.0		363	5	
Sulfate USEPA 9056A (mg/L)	130	20		160	50		120	50		110	4		120	5		110	5.0		114	2.5	
Sulfide SM 9034 (mg/L)	<	1	U	<	1	U	<	1	U	<	1	U	<	1	U	<	1.0	U	<	1	U
Dissolved Organic Carbon SM 9060A (mg/L)	2.2	1		2	1		2.3	1		<	2	U	2	1		1.9	1.0		<	5	U
Carbon Dioxide SM 2320B (mg/L)[1]	160	0.88		160	0.88		170	0.1		154	1		176	1		160	1.0		160	5	

Notes:
Analysis methods listed are accurate for most current sampling event. Previous analysis methods may be different.

[1]Carbon dioxide calculated from alkalinity results. Values for 2003 and 2004 were modified to be consistent with previous years' results.

< = less than reporting limit
µg/L = micrograms per liter
ID = identification number
J = estimated
LOQ = limit of quantification
mg/L = milligrams per liter
Qual = qualifier
RL = reporting limit
RSK = Robert S. Kerr Environmental Research Laboratory
SM = Standard Method
U = nondetect
USEPA = United States Environmental Protection Agency

TABLE E.2.2-12
CORNHUSKER ARMY AMMUNITION PLANT
PIEZOMETER PZ014-NATURAL ATTENUATION PARAMETERS

FIELD ID	PZ014			PZ014		
COLLECT DATE	3/21/2000			4/2/1999		
	Result	RL	Qual	Result	RL	Qual
NATURAL ATTENUATION PARAMETERS						
Methane RSK-175 (µg/L)	<	1	U	<	1	U
Total Kjeldahl Nitrogen USEPA 351.2 (mg/L)	0.198	0.1		0.283	0.1	
Ammonia USEPA 350.1 (mg/L)	0.119	0.1		<	0.1	U
Nitrate/Nitrite USEPA 353.2 (mg/L)	<	1	U	<	1	U
Alkalinity SM 2320B (mg/L)	358	5		403	5	
Sulfate USEPA 9056A (mg/L)	93.8	2		88	5	
Sulfide SM 9034 (mg/L)	<	1	U	<	1	U
Dissolved Organic Carbon SM 9060A (mg/L)	7.90	5		12.3	5	
Carbon Dioxide SM 2320B (mg/L)[1]	158	2.2		177	2.2	

Notes:
Analysis methods listed are accurate for most current sampling event. Previous analysis methods may be different.

[1]Carbon dioxide calculated from alkalinity results. Values for 2003 and 2004 were modified to be consistent with previous years' results.

< = less than reporting limit
µg/L = micrograms per liter
ID = identification number
J = estimated
LOQ = limit of quantification
mg/L = milligrams per liter
Qual = qualifier
RL = reporting limit
RSK = Robert S. Kerr Environmental Research Laboratory
SM = Standard Method
U = nondetect
USEPA = United States Environmental Protection Agency

TABLE E.2.2-13
CORNHUSKER ARMY AMMUNITION PLANT
PIEZOMETER PZ015-NATURAL ATTENUATION PARAMETERS

FIELD ID	PZ015					PZ015					PZ015					PZ015				
COLLECT DATE	3/22/2018					3/30/2017					8/12/2016					8/13/2015				
	Result	Qual	DL	LOD	LOQ	Result	Qual	DL	LOD	LOQ	Result	DL	LOD	LOQ	Qual	Result	DL	LOD	LOQ	Qual
NATURAL ATTENUATION PARAMETERS																				
Methane RSK-175 (µg/L)	5500	J	0.22	0.8	5	7600		0.22	0.8	5	6300	0.22	0.80	5.0		7600	0.22	0.80	5.0	
Total Kjeldahl Nitrogen USEPA 351.2 (mg/L)	1.5		0.18	0.5	1	1.6		0.18	0.5	1	<	0.18	0.50	1.0	U	<	0.18	0.50	1.0	U
Ammonia USEPA 350.1 (mg/L)	0.97		0.02	0.05	0.1	0.87		0.022	0.05	0.1	0.43	0.022	0.050	0.10		0.64	0.022	0.050	0.10	
Nitrate/Nitrite USEPA 353.2 (mg/L)	3.2		0.02	0.05	0.1	0.95		0.019	0.05	0.1	20	0.19	0.50	1.0		18	0.19	0.50	1.0	
Alkalinity SM 2320B (mg/L)	240		1.1	3.2	5	250		1.1	3.2	5	180	1.1	3.2	5.0		210	1.1	3.2	5.0	
Sulfate USEPA 9056A (mg/L)	72		0.23	0.5	5	65		0.23	0.5	5	82	0.23	0.50	5.0		82	0.23	0.50	5.0	
Sulfide SM 9034 (mg/L)	<	U	10	10	10	<	U	0.79	1.9	4	<	0.79	1.9	4.0	U	<	0.79	1.9	4.0	U
Dissolved Organic Carbon SM 9060A (mg/L)	4		0.16	0.5	1	3.9		0.16	0.5	1	4.8	0.16	0.50	1.0		5.3	0.16	0.50	1.0	
Carbon Dioxide SM 2320B (mg/L)[1]	107		1.1	3.2	5	111		1.1	3.2	5	80	1.1	3.2	5.0		93	1.1	3.2	5.0	

Notes:
Analysis methods listed are accurate for most current sampling event. Previous analysis methods may be different.

[1]Carbon dioxide calculated from alkalinity results. Values for 2003 and 2004 were modified to be consistent with previous years' results.

< = less than reporting limit
µg/L = micrograms per liter
ID = identification number
J = estimated
LOQ = limit of quantification
mg/L = milligrams per liter
Qual = qualifier
RL = reporting limit
RSK = Robert S. Kerr Environmental Research Laboratory
SM = Standard Method
U = nondetect
USEPA = United States Environmental Protection Agency

TABLE E.2.2-13
CORNHUSKER ARMY AMMUNITION PLANT
PIEZOMETER PZ015-NATURAL ATTENUATION PARAMETERS

FIELD ID	PZ015			PZ015			PZ015			PZ015		
COLLECT DATE	8/14/2014			3/18/2013			3/13/2012			3/15/2011		
	Result	LOQ	Qual	Result	RL	Qual	Result	RL	Qual	Result	RL	Qual
NATURAL ATTENUATION PARAMETERS												
Methane RSK-175 (µg/L)	14000	5		3200	100	J	4400	250		9400	500	
Total Kjeldahl Nitrogen USEPA 351.2 (mg/L)	1.4	1		6.55	1	J	6.2	1		9.9	1	
Ammonia USEPA 350.1 (mg/L)	1.3	0.1	J	3.32	0.25	J	3.0	0.25		5.7	0.25	
Nitrate/Nitrite USEPA 353.2 (mg/L)	<	0.1	U	<	0.1	UJ	0.141	0.1		0.092	0.1	J
Alkalinity SM 2320B (mg/L)	370	5		298	1.25		220	1.25		298	1	
Sulfate USEPA 9056A (mg/L)	28	5		27.50	1	J	21	1		13	1	
Sulfide SM 9034 (mg/L)	<	4	U	<	2	UJ	1	2	J	0.2	2	J
Dissolved Organic Carbon SM 9060A (mg/L)	7.6	1		8.19	1	J	7.2	1		237	1	
Carbon Dioxide SM 2320B (mg/L)[1]	164	5		132	10	J	98	1.25		132	0.4	

Notes:
Analysis methods listed are accurate for most current sampling event. Previous analysis methods may be different.

[1]Carbon dioxide calculated from alkalinity results. Values for 2003 and 2004 were modified to be consistent with previous years' results.

< = less than reporting limit
µg/L = micrograms per liter
ID = identification number
J = estimated
LOQ = limit of quantification
mg/L = milligrams per liter
Qual = qualifier
RL = reporting limit
RSK = Robert S. Kerr Environmental Research Laboratory
SM = Standard Method
U = nondetect
USEPA = United States Environmental Protection Agency

TABLE E.2.2-13
CORNHUSKER ARMY AMMUNITION PLANT
PIEZOMETER PZ015-NATURAL ATTENUATION PARAMETERS

FIELD ID	PZ015			PZ015			PZ015			PZ015			PZ015			PZ015			PZ015		
COLLECT DATE	3/18/2010			3/16/2009			3/18/2008			3/15/2007			3/16/2006			3/16/2005			3/18/2004		
	Result	RL	Qual	Result	RL	Qual	Result	RL	Qual	Result	RL	Qual	Result	RL	Qual	Result	RL	Qual	Result	RL	Qual
NATURAL ATTENUATION PARAMETERS																					
Methane RSK-175 (µg/L)	<	5	U	48	0.31		<	1.7	U	<	0.87	U	<	0.87	U	<	0.87	U	<	2	U
Total Kjeldahl Nitrogen USEPA 351.2 (mg/L)	0.32	1	J	<	1	U	1.1	1		<	1	U	1.4	1	J	2.2	1		1.8	0.2	
Ammonia USEPA 350.1 (mg/L)	0.096	0.1	J	0.28	0.05		0.66	0.05		1	0.05		1.5	0.05		1.2	0.05		1	0.2	
Nitrate/Nitrite USEPA 353.2 (mg/L)	2.5	0.1		4	0.5		3	0.1		8.8	1		9.2	0.25		6.8	0.25		4.8	1	
Alkalinity SM 2320B (mg/L)	180	5		210	13		190	2		160	8		150	8		180	8		180	5	
Sulfate USEPA 9056A (mg/L)	18	5		47	20		62	10		45	10		38	10		30	10		28	2	
Sulfide SM 9034 (mg/L)	<	4	U	<	1	U	<	1	U	<	1	U	<	1	U	<	1	U	<	1	U
Dissolved Organic Carbon SM 9060A (mg/L)	<	1	U	2.5	1		2.8	1		1.9	1		1.7	1		2.3	1		2.3	1	
Carbon Dioxide SM 2320B (mg/L)[1]	77	2.2		94	0.22		84	0.88		72	0.88		66	0.88		79	0.1		79	1	

Notes:
Analysis methods listed are accurate for most current sampling event. Previous analysis methods may be different.

[1]Carbon dioxide calculated from alkalinity results. Values for 2003 and 2004 were modified to be consistent with previous years' results.

< = less than reporting limit
µg/L = micrograms per liter
ID = identification number
J = estimated
LOQ = limit of quantification
mg/L = milligrams per liter
Qual = qualifier
RL = reporting limit
RSK = Robert S. Kerr Environmental Research Laboratory
SM = Standard Method
U = nondetect
USEPA = United States Environmental Protection Agency

TABLE E.2.2-13
CORNHUSKER ARMY AMMUNITION PLANT
PIEZOMETER PZ015-NATURAL ATTENUATION PARAMETERS

FIELD ID	PZ015			PZ015			PZ015			PZ015			PZ015		
COLLECT DATE	3/18/2003			3/22/2002			3/23/2001			3/21/2000			4/2/1999		
	Result	RL	Qual	Result	RL	Qual	Result	RL	Qual	Result	RL	Qual	Result	RL	Qual
NATURAL ATTENUATION PARAMETERS															
Methane RSK-175 (µg/L)	<	2	U	<	2.0	U	<	1	U	<	1	U	<	1	U
Total Kjeldahl Nitrogen USEPA 351.2 (mg/L)	1.4	0.2		0.72	0.20		0.383	0.1		0.160	0.1		0.207	0.1	
Ammonia USEPA 350.1 (mg/L)	0.91	0.2		0.48	0.20		0.247	0.1		<	0.1	U	<	0.1	U
Nitrate/Nitrite USEPA 353.2 (mg/L)	5.6	0.2	J	5.9	0.50		8.17	0.5		2.05	1		3.87	1	
Alkalinity SM 2320B (mg/L)	180	5		180	5.0		155	5		249	5		116	5	
Sulfate USEPA 9056A (mg/L)	30	5		30	5.0		27.3	5		27.0	2		28	5	
Sulfide SM 9034 (mg/L)	<	1	U	<	1.0	U	<	1	U	<	1	U	<	1	U
Dissolved Organic Carbon SM 9060A (mg/L)	2.3	1		2.5	1.0		<	5	U	9.00	5		13.8	5	
Carbon Dioxide SM 2320B (mg/L)[1]	79	1		79	1.0		68.2	5		110	2.2		51.0	2.2	

Notes:
Analysis methods listed are accurate for most current sampling event. Previous analysis methods may be different.

[1]Carbon dioxide calculated from alkalinity results. Values for 2003 and 2004 were modified to be consistent with previous years' results.

< = less than reporting limit
µg/L = micrograms per liter
ID = identification number
J = estimated
LOQ = limit of quantification
mg/L = milligrams per liter
Qual = qualifier
RL = reporting limit
RSK = Robert S. Kerr Environmental Research Laboratory
SM = Standard Method
U = nondetect
USEPA = United States Environmental Protection Agency

TABLE E.2.2-14
CORNHUSKER ARMY AMMUNITION PLANT
PIEZOMETER PZ016-NATURAL ATTENUATION PARAMETERS

FIELD ID	PZ016					PZ016					PZ016					PZ016				
COLLECT DATE	3/22/2018					3/30/2017					8/12/2016					8/13/2015				
	Result	Qual	DL	LOD	LOQ	Result	Qual	DL	LOD	LOQ	Result	DL	LOD	LOQ	Qual	Result	DL	LOD	LOQ	Qual
NATURAL ATTENUATION PARAMETERS																				
Methane RSK-175 (µg/L)	NS					2800		0.22	0.8	5	4500	0.22	0.80	5.0		5200	0.22	0.80	5.0	
Total Kjeldahl Nitrogen USEPA 351.2 (mg/L)	0.73	J	0.18	0.5	1	1		0.18	0.5	1	0.91	0.18	0.50	1.0	J	0.63	0.18	0.50	1.0	J
Ammonia USEPA 350.1 (mg/L)	0.36		0.02	0.05	0.1	0.47		0.022	0.05	0.1	0.59	0.022	0.050	0.10		0.46	0.022	0.050	0.10	J
Nitrate/Nitrite USEPA 353.2 (mg/L)	0.81		0.02	0.05	0.1	0.91		0.019	0.05	0.1	0.30	0.019	0.050	0.10		<	0.019	0.050	1.0	U
Alkalinity SM 2320B (mg/L)	300		1.1	3.2	5	310		1.1	3.2	5	280	1.1	3.2	5.0		270	1.1	3.2	5.0	
Sulfate USEPA 9056A (mg/L)	74		0.23	0.5	5	80		0.23	0.5	5	110	0.23	0.50	5.0		81	0.23	0.50	5.0	
Sulfide SM 9034 (mg/L)	24		10	10	10	<	U	0.79	1.9	4	<	0.79	1.9	4.0	U	<	0.79	1.9	4.0	U
Dissolved Organic Carbon SM 9060A (mg/L)	2.8		0.16	0.5	1	3.5		0.16	0.5	1	5.1	0.16	0.50	1.0		4.8	0.16	0.50	1.0	
Carbon Dioxide SM 2320B (mg/L)[1]	133		1.1	3.2	5	138		1.1	3.2	5	124	1.1	3.2	5.0		120	1.1	3.2	5.0	

Notes:
Analysis methods listed are accurate for most current sampling event. Previous analysis methods may be different.

[1]Carbon dioxide calculated from alkalinity results. Values for 2003 and 2004 were modified to be consistent with previous years' results.

< = less than reporting limit
µg/L = micrograms per liter
ID = identification number
J = estimated
LOQ = limit of quantification
mg/L = milligrams per liter
Qual = qualifier
RL = reporting limit
RSK = Robert S. Kerr Environmental Research Laboratory
SM = Standard Method
U = nondetect
USEPA = United States Environmental Protection Agency

TABLE E.2.2-14
CORNHUSKER ARMY AMMUNITION PLANT
PIEZOMETER PZ016-NATURAL ATTENUATION PARAMETERS

FIELD ID	PZ016			PZ016			PZ016			PZ016			PZ016			PZ016			PZ016		
COLLECT DATE	8/14/2014			3/18/2013			3/14/2012			3/15/2011			3/18/2010			3/18/2009			3/18/2008		
	Result	LOQ	Qual	Result	RL	Qual	Result	RL	Qual	Result	RL	Qual	Result	RL	Qual	Result	RL	Qual	Result	RL	Qual
NATURAL ATTENUATION PARAMETERS																					
Methane RSK-175 (µg/L)	5100	5		220	4.9		5200	250		3900	250		2800	50	J	<	0.31	U	<	1.7	U
Total Kjeldahl Nitrogen USEPA 351.2 (mg/L)	0.57	1	J	5.22	1		<	1	U	1.2	1		2.4	1		<	1	U	<	1	U
Ammonia USEPA 350.1 (mg/L)	0.45	0.1		1.7	0.25		0.811	0.25		0.964	0.25		1	0.1		<	0.05	U	0.19	0.05	
Nitrate/Nitrite USEPA 353.2 (mg/L)	<	0.1	U	0.144	0.1		2.3	0.1		3.0	0.1		2.1	0.1		5.2	0.5		1.3	0.05	
Alkalinity SM 2320B (mg/L)	300	5		265	1.25		235	1.25		245	1		250	5		220	20		170	2	
Sulfate USEPA 9056A (mg/L)	24	5		47.8	1		53	1		57	1		52	25		83	20		80	10	
Sulfide SM 9034 (mg/L)	0.8	4	J	0.401	2	J	0.8	2	J	0.4	2	J	<	4	U	<	1	U	<	1	U
Dissolved Organic Carbon SM 9060A (mg/L)	5.3	1		3.79	1		4.0	1		4.0	1		5.5	1		2.3	1		2	1	
Carbon Dioxide SM 2320B (mg/L)[1]	133	5		118	10		104	1.25		109	0.4		110	2.2		96	0.22		75	0.88	

Notes:
Analysis methods listed are accurate for most current sampling event. Previous analysis methods may be different.

[1]Carbon dioxide calculated from alkalinity results. Values for 2003 and 2004 were modified to be consistent with previous years' results.

< = less than reporting limit
µg/L = micrograms per liter
ID = identification number
J = estimated
LOQ = limit of quantification
mg/L = milligrams per liter
Qual = qualifier
RL = reporting limit
RSK = Robert S. Kerr Environmental Research Laboratory
SM = Standard Method
U = nondetect
USEPA = United States Environmental Protection Agency

TABLE E.2.2-14
CORNHUSKER ARMY AMMUNITION PLANT
PIEZOMETER PZ016-NATURAL ATTENUATION PARAMETERS

FIELD ID	PZ016			PZ016			PZ016			PZ016			PZ016			PZ016			PZ016		
COLLECT DATE	3/15/2007			3/16/2006			3/16/2005			3/18/2004			3/18/2003			3/22/2002			3/23/2001		
	Result	RL	Qual	Result	RL	Qual	Result	RL	Qual	Result	RL	Qual	Result	RL	Qual	Result	RL	Qual	Result	RL	Qual
NATURAL ATTENUATION PARAMETERS																					
Methane RSK-175 (µg/L)	<	0.87	U	<	0.87	U	<	0.87	U	<	2	U	<	2	U	<	2.0	U	<	1	U
Total Kjeldahl Nitrogen USEPA 351.2 (mg/L)	<	1	UJ	<	1	UJ	1.2	1		0.82	0.2		<	0.49	U	0.37	0.20		<	0.1	U
Ammonia USEPA 350.1 (mg/L)	<	0.05	U	<	0.05	U	<	0.05	U	<	0.2	U	0.12	0.2	J	0.12	0.20	J	<	0.1	U
Nitrate/Nitrite USEPA 353.2 (mg/L)	8.3	1		9.7	0.25		7.8	0.25		6.5	1		6.6	0.2	J	3.6	0.10		4.1	0.5	
Alkalinity SM 2320B (mg/L)	190	8		180	8		190	8		180	5		200	5		180	5.0		163	5	
Sulfate USEPA 9056A (mg/L)	70	10		60	10		40	10		38	2		39	5		24	5.0		30.3	5	
Sulfide SM 9034 (mg/L)	<	1	U	<	1	U	<	1	U	<	1	U	<	1	U	<	1.0	U	<	1	U
Dissolved Organic Carbon SM 9060A (mg/L)	1.7	1		1.6	1		2.1	1		2.1	1		1.9	1		2.9	1.0		<	5	U
Carbon Dioxide SM 2320B (mg/L)[1]	84	0.88		79	0.88		84	0.1		79	1		88	1		79	1.0		71.7	5	

Notes:
Analysis methods listed are accurate for most current sampling event. Previous analysis methods may be different.

[1]Carbon dioxide calculated from alkalinity results. Values for 2003 and 2004 were modified to be consistent with previous years' results.

< = less than reporting limit
µg/L = micrograms per liter
ID = identification number
J = estimated
LOQ = limit of quantification
mg/L = milligrams per liter
Qual = qualifier
RL = reporting limit
RSK = Robert S. Kerr Environmental Research Laboratory
SM = Standard Method
U = nondetect
USEPA = United States Environmental Protection Agency

TABLE E.2.2-14
CORNHUSKER ARMY AMMUNITION PLANT
PIEZOMETER PZ016-NATURAL ATTENUATION PARAMETERS

FIELD ID	PZ016			PZ016		
COLLECT DATE	3/21/2000			4/2/1999		
	Result	RL	Qual	Result	RL	Qual
NATURAL ATTENUATION PARAMETERS						
Methane RSK-175 (µg/L)	<	1	U	<	1	U
Total Kjeldahl Nitrogen USEPA 351.2 (mg/L)	<	0.1	U	0.346	0.1	
Ammonia USEPA 350.1 (mg/L)	<	0.1	U	<	0.1	U
Nitrate/Nitrite USEPA 353.2 (mg/L)	2.89	1		2.88	1	
Alkalinity SM 2320B (mg/L)	156	5		183	5	
Sulfate USEPA 9056A (mg/L)	22.3	2		28	5	
Sulfide SM 9034 (mg/L)	<	1	U	<	1	U
Dissolved Organic Carbon SM 9060A (mg/L)	9.20	5		12.2	5	
Carbon Dioxide SM 2320B (mg/L)[1]	68.6	2.2		80.5	2.2	

Notes:
Analysis methods listed are accurate for most current sampling event. Previous analysis methods may be different.

[1]Carbon dioxide calculated from alkalinity results. Values for 2003 and 2004 were modified to be consistent with previous years' results.

< = less than reporting limit
µg/L = micrograms per liter
ID = identification number
J = estimated
LOQ = limit of quantification
mg/L = milligrams per liter
Qual = qualifier
RL = reporting limit
RSK = Robert S. Kerr Environmental Research Laboratory
SM = Standard Method
U = nondetect
USEPA = United States Environmental Protection Agency

TABLE E.2.2-15
CORNHUSKER ARMY AMMUNITION PLANT
PIEZOMETER PZ017R-NATURAL ATTENUATION PARAMETERS

FIELD ID	PZ017R					PZ017R					PZ017R					PZ017R				
COLLECT DATE	3/20/2018					4/1/2017					8/9/2016					8/13/2015				
	Result	Qual	DL	LOD	LOQ	Result	Qual	DL	LOD	LOQ	Result	DL	LOD	LOQ	Qual	Result	DL	LOD	LOQ	Qual
NATURAL ATTENUATION PARAMETERS																				
Methane RSK-175 (µg/L)	370		0.22	0.8	5	300		0.22	0.8	5	410	0.22	0.80	5.0		260	0.22	0.80	5.0	
Total Kjeldahl Nitrogen USEPA 351.2 (mg/L)	<	U	0.18	0.5	1	<	U	0.18	0.5	1	<	0.18	0.50	1.0	U	<	0.18	0.50	1.0	U
Ammonia USEPA 350.1 (mg/L)	0.02	J	0.02	0.05	0.1	0.031	J	0.022	0.05	0.1	0.024	0.022	0.050	0.10	J	0.037	0.022	0.050	0.10	J
Nitrate/Nitrite USEPA 353.2 (mg/L)	48		0.19	0.5	1	49		0.19	0.5	1	36	0.19	0.50	1.0		19	0.19	0.50	1.0	
Alkalinity SM 2320B (mg/L)	150		1.1	3.2	5	130		1.1	3.2	5	150	1.1	3.2	5.0		160	1.1	3.2	5.0	
Sulfate USEPA 9056A (mg/L)	69		0.23	0.5	5	55		0.23	0.5	5	53	0.23	0.50	5.0		52	0.23	0.50	5.0	
Sulfide SM 9034 (mg/L)	<	U	0.79	1.9	4	<	U	0.79	1.9	4	<	0.79	1.9	4.0	U	<	0.79	1.9	4.0	U
Dissolved Organic Carbon SM 9060A (mg/L)	3.3		0.16	0.5	1	3		0.16	0.5	1	2.6	0.16	0.50	1.0		2.4	0.16	0.50	1.0	
Carbon Dioxide SM 2320B (mg/L)[1]	67		1.1	3.2	5	58		1.1	3.2	5	67	1.1	3.2	5.0		71	1.1	3.2	5.0	

Notes:
Analysis methods listed are accurate for most current sampling event. Previous analysis methods may be different.

[1]Carbon dioxide calculated from alkalinity results. Values for 2003 and 2004 were modified to be consistent with previous years' results.

< = less than reporting limit
µg/L = micrograms per liter
ID = identification number
J = estimated
LOQ = limit of quantification
mg/L = milligrams per liter
Qual = qualifier
RL = reporting limit
RSK = Robert S. Kerr Environmental Research Laboratory
SM = Standard Method
U = nondetect
USEPA = United States Environmental Protection Agency

TABLE E.2.2-15
CORNHUSKER ARMY AMMUNITION PLANT
PIEZOMETER PZ017R-NATURAL ATTENUATION PARAMETERS

FIELD ID	PZ017R			PZ017R			PZ017R			PZ017R			PZ017R			PZ017			PZ017		
COLLECT DATE	8/15/2014			3/13/2013			3/12/2012			3/14/2011			3/16/2010			None			3/12/2008		
	Result	LOQ	Qual	Result	RL	Qual	Result	RL	Qual	Result	RL	Qual	Result	RL	Qual	Result	RL	Qual	Result	RL	Qual
NATURAL ATTENUATION PARAMETERS																					
Methane RSK-175 (µg/L)	590	5		9.5	5		<	5	UJ	<	5	UJ	0.26	5	J				<	1.7	U
Total Kjeldahl Nitrogen USEPA 351.2 (mg/L)	<	1	U	<	1	U	<	1	UJ	<	1	U	<	1	U				<	1	U
Ammonia USEPA 350.1 (mg/L)	0.14	0.1		0.606	0.25		<	0.25	UJ	0.194	0.25	J	0.17	0.1		**Not Sampled**			1.5	0.05	
Nitrate/Nitrite USEPA 353.2 (mg/L)	17	0.2		18.9	0.1		22	0.1		23	0.1		59	1		**in 2009**			9.6	0.5	
Alkalinity SM 2320B (mg/L)	170	5		180	1.25		100	1.25		145	1		100	5					210	2	
Sulfate USEPA 9056A (mg/L)	56	5		53	1		43	1		46	1		36	5					77	10	
Sulfide SM 9034 (mg/L)	<	4	U	0.2	2	J	0.4	2	J	0.2	2	J	<	1	U				<	1	U
Dissolved Organic Carbon SM 9060A (mg/L)	2.7	1		2.27	1		<	1	U	2.8	1		2.3	1					2.8	1	
Carbon Dioxide SM 2320B (mg/L)[1]	76	5		80	10		44	1.25		64	0.4		44	2.2					92	0.88	

Notes:
Analysis methods listed are accurate for most current sampling event. Previous analysis methods may be different.

[1]Carbon dioxide calculated from alkalinity results. Values for 2003 and 2004 were modified to be consistent with previous years' results.

< = less than reporting limit
µg/L = micrograms per liter
ID = identification number
J = estimated
LOQ = limit of quantification
mg/L = milligrams per liter
Qual = qualifier
RL = reporting limit
RSK = Robert S. Kerr Environmental Research Laboratory
SM = Standard Method
U = nondetect
USEPA = United States Environmental Protection Agency

TABLE E.2.2-15
CORNHUSKER ARMY AMMUNITION PLANT
PIEZOMETER PZ017R-NATURAL ATTENUATION PARAMETERS

FIELD ID	PZ017			PZ017			PZ017			PZ017			PZ017			PZ017			PZ017		
COLLECT DATE	3/12/2007			3/14/2006			3/15/2005			3/16/2004			3/19/2003			3/19/2002			3/22/2001		
	Result	RL	Qual	Result	RL	Qual	Result	RL	Qual	Result	RL	Qual	Result	RL	Qual	Result	RL	Qual	Result	RL	Qual
NATURAL ATTENUATION PARAMETERS																					
Methane RSK-175 (µg/L)	<	0.87	U	<	0.87	U	<	0.87	U	<	2	U	<	2	U	<	2.0	U	9.3	1	
Total Kjeldahl Nitrogen USEPA 351.2 (mg/L)	1.7	1		1.3	1		2.1	1		2.6	0.2		2	0.2		0.77	0.40		1.1	0.1	
Ammonia USEPA 350.1 (mg/L)	1.6	0.05		<	0.05	U	2.4	0.1		1.6	0.2		1.8	0.2	J	0.65	0.20		0.6	0.1	
Nitrate/Nitrite USEPA 353.2 (mg/L)	11	1	J	10	0.25		10	0.5		9.2	1		9.6	0.5	J	6.7	0.20		7.1	0.5	
Alkalinity SM 2320B (mg/L)	220	8		230	8		240	8		220	5		190	5	J	230	5.0		208	5	
Sulfate USEPA 9056A (mg/L)	64	10		47	10		42	10		37	2		41	5		31	5.0		33.7	5	
Sulfide SM 9034 (mg/L)	<	1	U	<	1	U	<	1	U	<	1	U	1.1	1		<	1.0	U	<	1	U
Dissolved Organic Carbon SM 9060A (mg/L)	2.1	1		2.2	1		5.1	1	J	2.5	1		2.1	1		3.9	1.0		<	1	U
Carbon Dioxide SM 2320B (mg/L)[1]	99	0.88		100	0.88		110	0.1		97	0.5		84	1		100	1.0		91.5	5.0	

Notes:
Analysis methods listed are accurate for most current sampling event. Previous analysis methods may be different.

[1]Carbon dioxide calculated from alkalinity results. Values for 2003 and 2004 were modified to be consistent with previous years' results.

< = less than reporting limit
µg/L = micrograms per liter
ID = identification number
J = estimated
LOQ = limit of quantification
mg/L = milligrams per liter
Qual = qualifier
RL = reporting limit
RSK = Robert S. Kerr Environmental Research Laboratory
SM = Standard Method
U = nondetect
USEPA = United States Environmental Protection Agency

TABLE E.2.2-16
CORNHUSKER ARMY AMMUNITION PLANT
PIEZOMETER PZ018-NATURAL ATTENUATION PARAMETERS

FIELD ID	PZ018					PZ018					PZ018					PZ018				
COLLECT DATE	3/20/2018					3/30/2017					8/9/2016					8/12/2015				
	Result	Qual	DL	LOD	LOQ	Result	Qual	DL	LOD	LOQ	Result	DL	LOD	LOQ	Qual	Result	DL	LOD	LOQ	Qual
NATURAL ATTENUATION PARAMETERS																				
Methane RSK-175 (µg/L)	1100		0.22	0.8	5	1800		0.22	0.8	5	2100	0.22	0.80	5.0		910	0.22	0.80	5.0	
Total Kjeldahl Nitrogen USEPA 351.2 (mg/L)	<	U	0.18	0.5	1	<	U	0.18	0.5	1	<	0.18	0.50	1.0	U	<	0.18	0.50	1.0	U
Ammonia USEPA 350.1 (mg/L)	0.09	J	0.02	0.05	0.1	0.025	J	0.022	0.05	0.1	<	0.022	0.050	0.10	U	0.023	0.022	0.050	0.10	J
Nitrate/Nitrite USEPA 353.2 (mg/L)	25		0.1	0.25	0.5	21		0.095	0.25	0.5	27	0.19	0.50	1.0		25	0.19	0.50	1.0	
Alkalinity SM 2320B (mg/L)	200		1.1	3.2	5	220		1.1	3.2	5	210	1.1	3.2	5.0		170	1.1	3.2	5.0	
Sulfate USEPA 9056A (mg/L)	93		0.23	0.5	5	76		0.23	0.5	5	64	0.23	0.50	5.0		62	0.23	0.50	5.0	
Sulfide SM 9034 (mg/L)	<	U	0.79	1.9	4	<	U	0.79	1.9	4	<	0.79	1.9	4.0	U	<	0.79	1.9	4.0	U
Dissolved Organic Carbon SM 9060A (mg/L)	3.1		0.16	0.5	1	3		0.16	0.5	1	3.3	0.16	0.50	1.0		2.3	0.16	0.50	1.0	
Carbon Dioxide SM 2320B (mg/L)[1]	89		1.1	3.2	5	98		1.1	3.2	5	93	1.1	3.2	5.0		76	1.1	3.2	5.0	

Notes:
Analysis methods listed are accurate for most current sampling event. Previous analysis methods may be different.

[1]Carbon dioxide calculated from alkalinity results. Values for 2003 and 2004 were modified to be consistent with previous years' results.

< = less than reporting limit
µg/L = micrograms per liter
ID = identification number
J = estimated
LOQ = limit of quantification
mg/L = milligrams per liter
Qual = qualifier
RL = reporting limit
RSK = Robert S. Kerr Environmental Research Laboratory
SM = Standard Method
U = nondetect
USEPA = United States Environmental Protection Agency

TABLE E.2.2-16
CORNHUSKER ARMY AMMUNITION PLANT
PIEZOMETER PZ018-NATURAL ATTENUATION PARAMETERS

FIELD ID	PZ018			PZ018			PZ018			PZ018			PZ018			PZ018			PZ018		
COLLECT DATE	8/15/2014			3/13/2013			3/12/2012			3/14/2011			3/16/2010			3/17/2009			3/11/2008		
	Result	LOQ	Qual	Result	RL	Qual	Result	RL	Qual	Result	RL	Qual	Result	RL	Qual	Result	RL	Qual	Result	RL	Qual
NATURAL ATTENUATION PARAMETERS																					
Methane RSK-175 (µg/L)	<	5	U	62	5		<	5	U	<	5	UJ	<	5	U	0.27	0.31	J	<	1.7	U
Total Kjeldahl Nitrogen USEPA 351.2 (mg/L)	<	1	U	<	1	U	<	1	UJ	<	1	UJ	<	1	U	<	1	U	<	1	U
Ammonia USEPA 350.1 (mg/L)	0.025	0.1	J	0.612	0.25		<	0.25	UJ	<	0.25	UJ	0.15	0.1		0.67	0.05		1.1	0.05	
Nitrate/Nitrite USEPA 353.2 (mg/L)	10	0.1		9.04	0.1		9.3	0.1		12	0.1		18	0.5		14	0.5		9.8	0.5	
Alkalinity SM 2320B (mg/L)	200	5		200	1.25		172	1.25		195	1		170	5		210	20		190	2	
Sulfate USEPA 9056A (mg/L)	66	5		63	1		69	1	J	71	1		51	25		53	20		48	10	
Sulfide SM 9034 (mg/L)	<	4	U	0.2	2	J	0.6	2	J	<	2	U	<	1	U	<	1	U	<	1	U
Dissolved Organic Carbon SM 9060A (mg/L)	2.3	1		2.23	1		2.3	1		2.4	1		2	1		2.5	1		2.5	1	
Carbon Dioxide SM 2320B (mg/L)[1]	89	5		89	10		76	1.25		87	0.4		77	2.2		92	0.22		84	0.88	

Notes:
Analysis methods listed are accurate for most current sampling event. Previous analysis methods may be different.

[1]Carbon dioxide calculated from alkalinity results. Values for 2003 and 2004 were modified to be consistent with previous years' results.

< = less than reporting limit
µg/L = micrograms per liter
ID = identification number
J = estimated
LOQ = limit of quantification
mg/L = milligrams per liter
Qual = qualifier
RL = reporting limit
RSK = Robert S. Kerr Environmental Research Laboratory
SM = Standard Method
U = nondetect
USEPA = United States Environmental Protection Agency

TABLE E.2.2-16
CORNHUSKER ARMY AMMUNITION PLANT
PIEZOMETER PZ018-NATURAL ATTENUATION PARAMETERS

FIELD ID	PZ018			PZ018			PZ018			PZ018			PZ018			PZ018			PZ018		
COLLECT DATE	3/12/2007			3/14/2006			3/15/2005			3/15/2004			3/19/2003			3/19/2002			3/22/2001		
	Result	RL	Qual	Result	RL	Qual	Result	RL	Qual	Result	RL	Qual	Result	RL	Qual	Result	RL	Qual	Result	RL	Qual
NATURAL ATTENUATION PARAMETERS																					
Methane RSK-175 (µg/L)	<	0.87	U	<	0.87	U	0.47	0.87	J	<	2	U	2.9	2		<	2.0	U	<	1	U
Total Kjeldahl Nitrogen USEPA 351.2 (mg/L)	<	1	U	<	1	U	1.2	1		1.8	0.2		1.2	0.2		1.3	0.40		1.7	0.1	
Ammonia USEPA 350.1 (mg/L)	0.68	0.05		0.84	0.05		1.3	0.05		1.1	0.2		1	0.2		1.2	0.40		1.1	0.1	
Nitrate/Nitrite USEPA 353.2 (mg/L)	11	1	J	9.7	0.25		8.7	0.25		8.2	1		7.5	0.5	J	6.9	0.20		6.3	0.5	
Alkalinity SM 2320B (mg/L)	220	8		220	8		220	8		220	5		180	5		200	5.0		193	5	
Sulfate USEPA 9056A (mg/L)	45	10		43	10		35	10		35	2		32	5		33	5.0		36.3	5	
Sulfide SM 9034 (mg/L)	<	1	U	<	1	U	<	1	U	<	1	U	1.3	1		<	1.0	U	<	1	U
Dissolved Organic Carbon SM 9060A (mg/L)	1.8	1		2.1	1		2.3	1		2.2	1		2.4	1		2.7	1.0		<	1	U
Carbon Dioxide SM 2320B (mg/L)[1]	99	0.88		97	0.88		97	0.1		97	0.4		79	1		88	1.0		84.9	5.0	

Notes:
Analysis methods listed are accurate for most current sampling event. Previous analysis methods may be different.

[1]Carbon dioxide calculated from alkalinity results. Values for 2003 and 2004 were modified to be consistent with previous years' results.

< = less than reporting limit
µg/L = micrograms per liter
ID = identification number
J = estimated
LOQ = limit of quantification
mg/L = milligrams per liter
Qual = qualifier
RL = reporting limit
RSK = Robert S. Kerr Environmental Research Laboratory
SM = Standard Method
U = nondetect
USEPA = United States Environmental Protection Agency

TABLE E.2.2-17
CORNHUSKER ARMY AMMUNITION PLANT
PIEZOMETER PZ019-NATURAL ATTENUATION PARAMETERS

FIELD ID	PZ019					PZ019					PZ019					PZ019				
COLLECT DATE	3/20/2018					3/28/2017					8/10/2016					8/11/2015				
	Result	Qual	DL	LOD	LOQ	Result	Qual	DL	LOD	LOQ	Result	DL	LOD	LOQ	Qual	Result	DL	LOD	LOQ	Qual
NATURAL ATTENUATION PARAMETERS																				
Methane RSK-175 (µg/L)	<	U	0.22	0.8	5	<	U	0.22	0.8	5	<	0.22	0.80	5.0	U	<	0.22	0.80	5.0	U
Total Kjeldahl Nitrogen USEPA 351.2 (mg/L)	<	U	0.18	0.5	4	<	U	0.18	0.5	1	<	0.18	0.50	1.0	U	<	0.18	0.50	1.0	U
Ammonia USEPA 350.1 (mg/L)	<	U	0.022	0.05	1	<	U	0.022	0.05	0.1	<	0.022	0.050	0.10	U	<	0.022	0.050	0.10	U
Nitrate/Nitrite USEPA 353.2 (mg/L)	43		0.19	0.5	1	48		0.38	1	2	74	0.19	0.50	1.0		93	0.95	2.5	5.0	
Alkalinity SM 2320B (mg/L)	61		1.1	3.2	0	64		1.1	3.2	5	43	1.1	3.2	5.0		51	1.1	3.2	5.0	
Sulfate USEPA 9056A (mg/L)	61		0.23	0.5	5	53		0.23	0.5	5	46	0.23	0.50	5.0		29	0.23	0.50	5.0	
Sulfide SM 9034 (mg/L)	<	U	0.79	1.9	5	0.8	J	0.79	1.9	4	<	0.79	1.9	4.0	U	<	0.79	1.9	4.0	U
Dissolved Organic Carbon SM 9060A (mg/L)	2.1		0.16	0.5	1	2.5		0.16	0.5	1	2.2	0.16	0.50	1.0		1.7	0.16	0.50	1.0	
Carbon Dioxide SM 2320B (mg/L)[1]	27		1.1	3.2	5	28		1.1	3.2	5	19	1.1	3.2	5.0		23	1.1	3.2	5.0	

Notes:
Analysis methods listed are accurate for most current sampling event. Previous analysis methods may be different.

[1]Carbon dioxide calculated from alkalinity results. Values for 2003 and 2004 were modified to be consistent with previous years' results.

< = less than reporting limit
µg/L = micrograms per liter
ID = identification number
J = estimated
LOQ = limit of quantification
mg/L = milligrams per liter
Qual = qualifier
RL = reporting limit
RSK = Robert S. Kerr Environmental Research Laboratory
SM = Standard Method
U = nondetect
USEPA = United States Environmental Protection Agency

TABLE E.2.2-17
CORNHUSKER ARMY AMMUNITION PLANT
PIEZOMETER PZ019-NATURAL ATTENUATION PARAMETERS

FIELD ID	PZ019			PZ019			PZ019			PZ019			PZ019			PZ019			PZ019		
COLLECT DATE	8/15/2014			3/13/2013			3/7/2012			3/14/2011			3/11/2010			3/19/2009			3/11/2008		
	Result	LOQ	Qual	Result	RL	Qual	Result	RL	Qual	Result	RL	Qual	Result	RL	Qual	Result	RL	Qual	Result	RL	Qual
NATURAL ATTENUATION PARAMETERS																					
Methane RSK-175 (µg/L)	<	5	U	<	5	U	<	5	U	<	5	UJ	<	5	U	<	0.31	U	<	1.7	U
Total Kjeldahl Nitrogen USEPA 351.2 (mg/L)	<	1	U	<	1	U	<	1	U	<	1	U	<	1	U	<	1	U	<	1	U
Ammonia USEPA 350.1 (mg/L)	<	0.1	U	0.55	0.25		<	0.25	U	<	0.25	UJ	0.071	0.1	J	<	0.05	U	0.33	0.05	
Nitrate/Nitrite USEPA 353.2 (mg/L)	30	0.5		26	0.1		19	0.1		19	0.1		25	0.5		29	1		31	1	
Alkalinity SM 2320B (mg/L)	98	5		120	1.25		80	1.25		75	1		79	5		110	20		96	2	
Sulfate USEPA 9056A (mg/L)	48.0	5	J	35.2	1		33	1		39	1		29	5		32	2		27	10	
Sulfide SM 9034 (mg/L)	1.3	4	J	0.2	2	J	0.2	2	J	0.2	2	J	<	4	U	<	1	U	<	1	U
Dissolved Organic Carbon SM 9060A (mg/L)	1.90	1		1.84	1		<	1	U	1.8	1		1.3	1		2.2	1		2.7	1	
Carbon Dioxide SM 2320B (mg/L)[1]	44	5		53	10		36	1.25		33	0.4		35	2.2		48	0.22		42	0.88	

Notes:
Analysis methods listed are accurate for most current sampling event. Previous analysis methods may be different.

[1]Carbon dioxide calculated from alkalinity results. Values for 2003 and 2004 were modified to be consistent with previous years' results.

< = less than reporting limit
µg/L = micrograms per liter
ID = identification number
J = estimated
LOQ = limit of quantification
mg/L = milligrams per liter
Qual = qualifier
RL = reporting limit
RSK = Robert S. Kerr Environmental Research Laboratory
SM = Standard Method
U = nondetect
USEPA = United States Environmental Protection Agency

TABLE E.2.2-17
CORNHUSKER ARMY AMMUNITION PLANT
PIEZOMETER PZ019-NATURAL ATTENUATION PARAMETERS

FIELD ID	PZ019			PZ019			PZ019			PZ019			PZ019			PZ019			PZ019		
COLLECT DATE	3/12/2007			3/15/2006			3/15/2005			3/15/2004			3/17/2003			3/20/2002			3/22/2001		
	Result	RL	Qual	Result	RL	Qual	Result	RL	Qual	Result	RL	Qual	Result	RL	Qual	Result	RL	Qual	Result	RL	Qual
NATURAL ATTENUATION PARAMETERS																					
Methane RSK-175 (µg/L)	<	0.87	U	<	0.87	U	<	0.87	U	<	2	U	<	2	U	<	2.0	U	<	1	U
Total Kjeldahl Nitrogen USEPA 351.2 (mg/L)	<	1	U	<	1	U	<	1	U	0.51	0.2		0.54	0.2		0.40	0.40		0.1	0.1	
Ammonia USEPA 350.1 (mg/L)	<	0.05	U	<	0.05	U	<	0.05	U	<	0.2	U	<	0.2	U	0.17	0.40	J	1.1	0.1	
Nitrate/Nitrite USEPA 353.2 (mg/L)	15	1	J	6.8	0.25		4.6	0.25		4.7	1		4.8	0.2		5.3	0.50		4.3	0.5	
Alkalinity SM 2320B (mg/L)	100	8		110	8		130	8		120	5		110	5		120	5.0		123	5	
Sulfate USEPA 9056A (mg/L)	45	10		39	10		30	10		26	2		25	5		26	1.0		26	5	
Sulfide SM 9034 (mg/L)	<	1	U	<	1	U	<	1	U	<	1	U	<	1	U	<	1.0	U	<	1	U
Dissolved Organic Carbon SM 9060A (mg/L)	1.5	1		1.3	1		1.6	1		<	1.4	U	<	1.6	U	2.3	1.0		<	1	U
Carbon Dioxide SM 2320B (mg/L)[1]	44	0.88		48	0.88		57	0.1		53	0.7		48	1		53	1.0		54.1	5.0	

Notes:
Analysis methods listed are accurate for most current sampling event. Previous analysis methods may be different.

[1]Carbon dioxide calculated from alkalinity results. Values for 2003 and 2004 were modified to be consistent with previous years' results.

< = less than reporting limit
µg/L = micrograms per liter
ID = identification number
J = estimated
LOQ = limit of quantification
mg/L = milligrams per liter
Qual = qualifier
RL = reporting limit
RSK = Robert S. Kerr Environmental Research Laboratory
SM = Standard Method
U = nondetect
USEPA = United States Environmental Protection Agency

TABLE E.2.2-18
CORNHUSKER ARMY AMMUNITION PLANT
PIEZOMETER PZ020-NATURAL ATTENUATION PARAMETERS

FIELD ID	PZ020					PZ020					PZ020					PZ020				
COLLECT DATE	3/20/2018					3/31/2017					8/12/2016					8/17/2015				
	Result	Qual	DL	LOD	LOQ	Result	Qual	DL	LOD	LOQ	Result	DL	LOD	LOQ	Qual	Result	DL	LOD	LOQ	Qual
NATURAL ATTENUATION PARAMETERS																				
Methane RSK-175 (µg/L)	<	U	0.22	0.8	5	1.3	J	0.22	0.8	5	0.52	0.22	0.80	5.0	J	4.6	0.22	0.80	5.0	J
Total Kjeldahl Nitrogen USEPA 351.2 (mg/L)	<	U	0.18	0.5	1	<	U	0.18	0.5	1	<	0.18	0.50	1.0	U	<	0.18	0.50	1.0	UJ
Ammonia USEPA 350.1 (mg/L)	<	U	0.02	0.05	0.1	<	U	0.022	0.05	0.1	<	0.022	0.050	0.10	U	<	0.022	0.050	0.10	U
Nitrate/Nitrite USEPA 353.2 (mg/L)	29		0.1	0.25	0.5	28		0.095	0.25	0.5	35	0.38	1.0	2.0		18	0.19	0.50	1.0	
Alkalinity SM 2320B (mg/L)	310		1.1	3.2	5	300		1.1	3.2	5	310	1.1	3.2	5.0		290	1.1	3.2	5.0	
Sulfate USEPA 9056A (mg/L)	150		0.23	0.5	5	130		0.23	0.5	5	150	0.23	0.50	5.0		100	0.23	0.50	5.0	
Sulfide SM 9034 (mg/L)	<	U	0.79	1.9	4	<	U	0.79	1.9	4	<	0.79	1.9	4.0	U	<	0.79	1.9	4.0	U
Dissolved Organic Carbon SM 9060A (mg/L)	3.5		0.16	0.5	1	4		0.16	0.5	1	4.8	0.16	0.50	1.0		3.5	0.16	0.50	1.0	
Carbon Dioxide SM 2320B (mg/L)[1]	138		1.1	3.2	5	133		1.1	3.2	5	138	1.1	3.2	5.0		129	1.1	3.2	5.0	

Notes:
Analysis methods listed are accurate for most current sampling event. Previous analysis methods may be different.

[1]Carbon dioxide calculated from alkalinity results. Values for 2003 and 2004 were modified to be consistent with previous years' results.

< = less than reporting limit
µg/L = micrograms per liter
ID = identification number
J = estimated
LOQ = limit of quantification
mg/L = milligrams per liter
Qual = qualifier
RL = reporting limit
RSK = Robert S. Kerr Environmental Research Laboratory
SM = Standard Method
U = nondetect
USEPA = United States Environmental Protection Agency

TABLE E.2.2-18
CORNHUSKER ARMY AMMUNITION PLANT
PIEZOMETER PZ020-NATURAL ATTENUATION PARAMETERS

FIELD ID	PZ020			PZ020			PZ020			PZ020			PZ020			PZ020			PZ020		
COLLECT DATE	8/8/2014			3/13/2013			3/12/2012			3/15/2011			3/16/2010			3/13/2009			3/13/2008		
	Result	LOQ	Qual	Result	RL	Qual	Result	RL	Qual	Result	RL	Qual	Result	RL	Qual	Result	RL	Qual	Result	RL	Qual
NATURAL ATTENUATION PARAMETERS																					
Methane RSK-175 (µg/L)	4.1	5	J	<	5	U	<	5	UJ	<	5	UJ	<	5	U	0.25	0.31	J	<	1.7	U
Total Kjeldahl Nitrogen USEPA 351.2 (mg/L)	<	1	U	<	1	U	<	1	UJ	<	1	U	<	1	U	<	1	U	<	1	U
Ammonia USEPA 350.1 (mg/L)	<	0.1	U	0.3	0.25		<	0.25	U	<	0.25	UJ	<	0.1	U	<	0.05	U	0.21	0.05	
Nitrate/Nitrite USEPA 353.2 (mg/L)	12	0.2		20.8	0.1		17	0.1		23	0.1		22	0.5		1.4	1		24	0.5	
Alkalinity SM 2320B (mg/L)	310	5		355	1.25		500	1.25		325	1		350	5		320	20		250	4	
Sulfate USEPA 9056A (mg/L)	88	5		82	5		80	1		79	5		85	25		78	50		72	10	J
Sulfide SM 9034 (mg/L)	<	4	U	<	2	U	0.4	2	J	0.2	2	J	4.3	1		<	1	U	<	1	U
Dissolved Organic Carbon SM 9060A (mg/L)	3.4	1		3.37	1		<	1	U	4.8	1		3.8	1		4.5	1		4	1	
Carbon Dioxide SM 2320B (mg/L)[1]	138	5		158	10		222	10		144	0.4		150	2.2		140	0.22		110	1.8	

Notes:
Analysis methods listed are accurate for most current sampling event. Previous analysis methods may be different.

[1]Carbon dioxide calculated from alkalinity results. Values for 2003 and 2004 were modified to be consistent with previous years' results.

< = less than reporting limit
µg/L = micrograms per liter
ID = identification number
J = estimated
LOQ = limit of quantification
mg/L = milligrams per liter
Qual = qualifier
RL = reporting limit
RSK = Robert S. Kerr Environmental Research Laboratory
SM = Standard Method
U = nondetect
USEPA = United States Environmental Protection Agency

TABLE E.2.2-18
CORNHUSKER ARMY AMMUNITION PLANT
PIEZOMETER PZ020-NATURAL ATTENUATION PARAMETERS

FIELD ID	PZ020			PZ020			PZ020			PZ020			PZ020			PZ020			PZ020		
COLLECT DATE	3/12/2007			3/14/2006			3/15/2005			3/16/2004			3/18/2003			3/20/2002			3/22/2001		
	Result	RL	Qual	Result	RL	Qual	Result	RL	Qual	Result	RL	Qual	Result	RL	Qual	Result	RL	Qual	Result	RL	Qual
NATURAL ATTENUATION PARAMETERS																					
Methane RSK-175 (µg/L)	<	0.87	U	<	0.87	U	<	0.87	U	<	2	U	<	2	U	<	2.0	U	<	1	U
Total Kjeldahl Nitrogen USEPA 351.2 (mg/L)	<	1	U	<	1	U	<	1	U	<	0.56	U	<	0.37	U	0.57	0.40		0.2	0.1	
Ammonia USEPA 350.1 (mg/L)	<	0.05	U	<	0.05	U	<	0.05	U	<	0.2	U	0.15	0.2	J	<	0.20	U	0.2	0.1	
Nitrate/Nitrite USEPA 353.2 (mg/L)	22	1	J	9.5	0.5		9	0.5		12	1		13	0.5	J	16	0.50		16.6	0.5	
Alkalinity SM 2320B (mg/L)	230	8		220	8		230	8		220	5		290	5		300	5.0		285	5	
Sulfate USEPA 9056A (mg/L)	64	10		64	10		52	10		45	2		41	5		46	1.0		48.2	5	
Sulfide SM 9034 (mg/L)	<	1	U	<	1	U	<	1	U	<	1	U	<	1	U	<	1.0	U	<	1	U
Dissolved Organic Carbon SM 9060A (mg/L)	2.6	1		2.6	1		2.4	1		2.5	1		2.9	1		4.5	1.0		<	1	U
Carbon Dioxide SM 2320B (mg/L)[1]	100	0.88		97	0.88		100	0.1		97	0.3		128	1		130	1.0		125.0	5.0	

Notes:
Analysis methods listed are accurate for most current sampling event. Previous analysis methods may be different.

[1]Carbon dioxide calculated from alkalinity results. Values for 2003 and 2004 were modified to be consistent with previous years' results.

< = less than reporting limit
µg/L = micrograms per liter
ID = identification number
J = estimated
LOQ = limit of quantification
mg/L = milligrams per liter
Qual = qualifier
RL = reporting limit
RSK = Robert S. Kerr Environmental Research Laboratory
SM = Standard Method
U = nondetect
USEPA = United States Environmental Protection Agency

TABLE E.2.3-1
CORNHUSKER ARMY AMMUNITION PLANT
WELL CA210-NATURAL ATTENUATION PARAMETERS

FIELD ID	CA210			CA210			CA210			CA210			CA210			CA210			CA210		
COLLECT DATE	None			None			3/9/2012			3/4/2011			3/11/2010			3/5/2009			3/7/2008		
	Result	RL	Qual	Result	RL	Qual	Result	RL	Qual	Result	RL	Qual	Result	RL	Qual	Result	RL	Qual	Result	RL	Qual
NATURAL ATTENUATION PARAMETERS																					
Methane RSK-175 (µg/L)							5.5	5		4.9	5	J	3.8	5	J	4.1	0.31		1.3	1.7	J
Total Kjeldahl Nitrogen USEPA 351.2 (mg/L)							<	1	UJ	2.7	1		<	1	U	<	1	U	1.3	1	
Ammonia USEPA 350.1 (mg/L)	**Not Sampled**			**No 2013 Sample**			<	0.25	U	0.745	0.25		0.13	0.1		<	0.05	U	0.22	0.05	
Nitrate/Nitrite USEPA 353.2 (mg/L)	**in 2014, 2015, 2016,**			**Well Dry**			22	0.1		19	0.1		25	0.5		25	0.5		14	0.5	
Alkalinity SM 2320B (mg/L)	**2017, 2018**						310	1.25		318	1		320	5		280	8		240	2	
Carbon Dioxide SM 2320B (mg/L)[1]							138	1.25		141	0.4		140	2.2		120	0.22		106	0.88	
Sulfate USEPA 9056A (mg/L)							144	10		107	5		110	25		97	20		80	10	
Sulfide SM 9034 (mg/L)							0.8	2	J	0.2	2	J	<	4	U	<	1	U	<	1	U
Dissolved Organic Carbon SM 9060A (mg/L)							12	1		15	1		8.9	1		8.8	1		15	1	

Notes:
Analysis methods listed are accurate for most current sampling event. Previous analysis methods may be different.

[1]Carbon dioxide calculated from alkalinity results. Values for 2003 and 2004 were modified to be consistent with previous years' results.

< = less than reporting limit
µg/L = micrograms per liter
ID = identification number
J = estimated
LOQ = limit of quantification
mg/L = milligrams per liter
Qual = qualifier
RL = reporting limit
RSK = Robert S. Kerr Environmental Research Laboratory
SM = Standard Method
U = nondetect
USEPA = United States Environmental Protection Agency

TABLE E.2.3-1
CORNHUSKER ARMY AMMUNITION PLANT
WELL CA210-NATURAL ATTENUATION PARAMETERS

FIELD ID	CA210			CA210			CA210			CA210			CA210			CA210			CA210		
COLLECT DATE	None			None			None			None			3/14/2003			3/19/2002			3/19/2001		
	Result	RL	Qual	Result	RL	Qual	Result	RL	Qual	Result	RL	Qual	Result	RL	Qual	Result	RL	Qual	Result	RL	Qual
NATURAL ATTENUATION PARAMETERS																					
Methane RSK-175 (µg/L)													<	2	U	<	2.0	U	<	1	U
Total Kjeldahl Nitrogen USEPA 351.2 (mg/L)													5.8	0.4		1.0	0.40		0.110	0.1	
Ammonia USEPA 350.1 (mg/L)	**No 2007 Sample**			**No 2006 Sample**			**No 2005 Sample**			**No 2004 Sample**			0.33	0.20		0.46	0.40		<	0.1	U
Nitrate/Nitrite USEPA 353.2 (mg/L)	**Well Dry**			**Well Dry**			**Well Dry**			**Well Dry**			62	3	J	64	2.5		73.2	2.5	
Alkalinity SM 2320B (mg/L)													180	5		180	5.0		178	5	
Carbon Dioxide SM 2320B (mg/L)[1]													79	1		79	1.0		78.3	5	
Sulfate USEPA 9056A (mg/L)													110	5		93	5.0		103	5	
Sulfide SM 9034 (mg/L)													<	1.0	U	1.0	1.0		<	1	U
Dissolved Organic Carbon SM 9060A (mg/L)													9	1		10	1.0		5.40	5	

Notes:
Analysis methods listed are accurate for most current sampling event. Previous analysis methods may be different.

[1]Carbon dioxide calculated from alkalinity results. Values for 2003 and 2004 were modified to be consistent with previous years' results.

< = less than reporting limit
µg/L = micrograms per liter
ID = identification number
J = estimated
LOQ = limit of quantification
mg/L = milligrams per liter
Qual = qualifier
RL = reporting limit
RSK = Robert S. Kerr Environmental Research Laboratory
SM = Standard Method
U = nondetect
USEPA = United States Environmental Protection Agency

TABLE E.2.3-1
CORNHUSKER ARMY AMMUNITION PLANT
WELL CA210-NATURAL ATTENUATION PARAMETERS

FIELD ID	CA210			CA210			CA210		
COLLECT DATE	3/10/2000			3/24/1999			6/16/1998		
	Result	RL	Qual	Result	RL	Qual	Result	RL	Qual
NATURAL ATTENUATION PARAMETERS									
Methane RSK-175 (µg/L)	<	1	U	<	1	UJ	<	1	U
Total Kjeldahl Nitrogen USEPA 351.2 (mg/L)	<	0.1	U	<	0.1	U	<	0.1	U
Ammonia USEPA 350.1 (mg/L)	<	0.1	U	<	0.1	U	0.024	0.1	J
Nitrate/Nitrite USEPA 353.2 (mg/L)	47.6	2		60.4	4		67.0	4	
Alkalinity SM 2320B (mg/L)	231	5		214	5		160	5	
Carbon Dioxide SM 2320B (mg/L)[1]	102	2.2		94.2	2.2		70.4	2.2	
Sulfate USEPA 9056A (mg/L)	72.2	2		107	2		116	2	
Sulfide SM 9034 (mg/L)	<	1	U	<	1	U	<	1	U
Dissolved Organic Carbon SM 9060A (mg/L)	15.2	5		9.90	5		13.9	5	

Notes:
Analysis methods listed are accurate for most current sampling event. Previous analysis methods may be different.

[1]Carbon dioxide calculated from alkalinity results. Values for 2003 and 2004 were modified to be consistent with previous years' results.

< = less than reporting limit
µg/L = micrograms per liter
ID = identification number
J = estimated
LOQ = limit of quantification
mg/L = milligrams per liter
Qual = qualifier
RL = reporting limit
RSK = Robert S. Kerr Environmental Research Laboratory
SM = Standard Method
U = nondetect
USEPA = United States Environmental Protection Agency

TABLE E.2.3-2
CORNHUSKER ARMY AMMUNITION PLANT
WELL CA211-NATURAL ATTENUATION PARAMETERS

FIELD ID	CA211			CA211			CA211			CA211			CA211			CA211			CA211		
COLLECT DATE	None			3/7/2013			3/1/2012			3/4/2011			3/11/2010			3/5/2009			3/7/2008		
	Result	RL	Qual	Result	RL	Qual	Result	RL	Qual	Result	RL	Qual	Result	RL	Qual	Result	RL	Qual	Result	RL	Qual
NATURAL ATTENUATION PARAMETERS																					
Methane RSK-175 (µg/L)				<	5	U	<	5	UJ	<	5	UJ	<	5	U	<	0.31	U	<	1.7	U
Total Kjeldahl Nitrogen USEPA 351.2 (mg/L)				<	1	U	<	1	U	<	1	U	<	1	U	<	1	U	<	1	U
Ammonia USEPA 350.1 (mg/L)	**Not Sampled**			0.313	0.25	J	<	0.25	U	<	0.25	UJ	0.059	0.1	J	0.15	0.05		0.52	0.05	
Nitrate/Nitrite USEPA 353.2 (mg/L)	**in 2014, 2015, 2016,**			32.7	0.1		37	0.1		42	0.1		37	0.5		29	1		33	1	
Alkalinity SM 2320B (mg/L)	**2017, 2018**			240	1.25		219	1.25		262	1		200	5		210	8		190	2	
Carbon Dioxide SM 2320B (mg/L)[1]				107	10		97	1.25		116	0.4		88	2.2		92	0.22		84	0.88	
Sulfate USEPA 9056A (mg/L)				109	5		107	5		116	5		100	25		77	20		100	10	
Sulfide SM 9034 (mg/L)				0.2	2	J	0.2	2	J	0.2	2	J	<	4	U	<	1	U	<	1	U
Dissolved Organic Carbon SM 9060A (mg/L)				6.56	1		5.5	1		7.2	1		5.2	1		4.7	1		6.7	1	

Notes:
Analysis methods listed are accurate for most current sampling event. Previous analysis methods may be different.

[1]Carbon dioxide calculated from alkalinity results. Values for 2003 and 2004 were modified to be consistent with previous years' results.

< = less than reporting limit
µg/L = micrograms per liter
ID = identification number
J = estimated
LOQ = limit of quantification
mg/L = milligrams per liter
Qual = qualifier
RL = reporting limit
RSK = Robert S. Kerr Environmental Research Laboratory
SM = Standard Method
U = nondetect
USEPA = United States Environmental Protection Agency

TABLE E.2.3-2
CORNHUSKER ARMY AMMUNITION PLANT
WELL CA211-NATURAL ATTENUATION PARAMETERS

FIELD ID	CA211			CA211			CA211			CA211			CA211			CA211			CA211		
COLLECT DATE	3/9/2007			3/10/2006			3/10/2005			3/12/2004			3/14/2003			3/19/2002			3/19/2001		
	Result	RL	Qual	Result	RL	Qual	Result	RL	Qual	Result	RL	Qual	Result	RL	Qual	Result	RL	Qual	Result	RL	Qual
NATURAL ATTENUATION PARAMETERS																					
Methane RSK-175 (µg/L)	<	0.87	U	<	0.87	U	<	0.87	U	<	2	U	<	2	U	<	2.0	U	<	1	U
Total Kjeldahl Nitrogen USEPA 351.2 (mg/L)	<	1	UJ	<	1	U	<	1	U	2.2	0.2		<	0.20	U	0.59	0.40		0.122	0.1	
Ammonia USEPA 350.1 (mg/L)	0.47	0.05		0.46	0.05		0.63	0.05		0.56	0.2		0.23	0.2		1.2	0.40		<	0.1	U
Nitrate/Nitrite USEPA 353.2 (mg/L)	31	1		30	2.5		22	2.5		52	1	J	44	2	J	25	1.0		37.1	1	
Alkalinity SM 2320B (mg/L)	200	8		200	8		180	8		170	5		180	5		170	5.0		175	5	
Carbon Dioxide SM 2320B (mg/L)[1]	86	0.88		88	0.88		79	0.1		75	0.7		79	1		75	1.0		77.0	5	
Sulfate USEPA 9056A (mg/L)	83	20		96	20		94	10		87	4		83	5		63	2.0		71	5	
Sulfide SM 9034 (mg/L)	1	1	U	<	1	U	<	1	U	<	1	U	2.50	1.00		0.90	1.0	J	<	1	U
Dissolved Organic Carbon SM 9060A (mg/L)	5	1		6.3	1		6.2	1		6.6	1		5.3	1.0		4.4	1.0		<	5	U

Notes:
Analysis methods listed are accurate for most current sampling event. Previous analysis methods may be different.

[1]Carbon dioxide calculated from alkalinity results. Values for 2003 and 2004 were modified to be consistent with previous years' results.

< = less than reporting limit
µg/L = micrograms per liter
ID = identification number
J = estimated
LOQ = limit of quantification
mg/L = milligrams per liter
Qual = qualifier
RL = reporting limit
RSK = Robert S. Kerr Environmental Research Laboratory
SM = Standard Method
U = nondetect
USEPA = United States Environmental Protection Agency

TABLE E.2.3-2
CORNHUSKER ARMY AMMUNITION PLANT
WELL CA211-NATURAL ATTENUATION PARAMETERS

FIELD ID	CA211			CA211			CA211		
COLLECT DATE	3/10/2000			3/24/1999			6/16/1998		
	Result	RL	Qual	Result	RL	Qual	Result	RL	Qual
NATURAL ATTENUATION PARAMETERS									
Methane RSK-175 (µg/L)	<	1	U	<	1	UJ	<	1	U
Total Kjeldahl Nitrogen USEPA 351.2 (mg/L)	<	0.1	U	<	0.1	U	<	0.1	U
Ammonia USEPA 350.1 (mg/L)	<	0.1	U	<	0.1	U	<	0.1	U
Nitrate/Nitrite USEPA 353.2 (mg/L)	37.6	2		31.4	2		30.5	2	
Alkalinity SM 2320B (mg/L)	188	5		198	5		187	5	
Carbon Dioxide SM 2320B (mg/L)[1]	82.7	2.2		87.1	2.2		82.3	2.2	
Sulfate USEPA 9056A (mg/L)	63.7	2		69.2	2		58.5	2	
Sulfide SM 9034 (mg/L)	<	1	U	<	1	U	<	1	U
Dissolved Organic Carbon SM 9060A (mg/L)	<	5	U	8.30	5		7.9	5	

Notes:
Analysis methods listed are accurate for most current sampling event. Previous analysis methods may be different.

[1]Carbon dioxide calculated from alkalinity results. Values for 2003 and 2004 were modified to be consistent with previous years' results.

< = less than reporting limit
µg/L = micrograms per liter
ID = identification number
J = estimated
LOQ = limit of quantification
mg/L = milligrams per liter
Qual = qualifier
RL = reporting limit
RSK = Robert S. Kerr Environmental Research Laboratory
SM = Standard Method
U = nondetect
USEPA = United States Environmental Protection Agency

TABLE E.2.3-3
CORNHUSKER ARMY AMMUNITION PLANT
WELL CA212-NATURAL ATTENUATION PARAMETERS

FIELD ID	CA212			CA212			CA212			CA212			CA212			CA212			CA212		
COLLECT DATE	None			3/7/2013			3/1/2012			3/4/2011			3/11/2010			3/5/2009			3/7/2008		
	Result	RL	Qual	Result	RL	Qual	Result	RL	Qual	Result	RL	Qual	Result	RL	Qual	Result	RL	Qual	Result	RL	Qual
NATURAL ATTENUATION PARAMETERS																					
Methane RSK-175 (µg/L)				<	5	U	<	5	UJ	<	5	UJ	<	5	U	<	0.31	U	<	1.7	U
Total Kjeldahl Nitrogen USEPA 351.2 (mg/L)				0.059	1	J	<	1	U	<	1	UJ	<	1	U	<	1	U	<	1	U
Ammonia USEPA 350.1 (mg/L)	**Not Sampled**			<	0.25	U	<	0.25	UJ	<	0.25	UJ	0.075	0.1	J	0.1	0.05		0.5	0.05	
Nitrate/Nitrite USEPA 353.2 (mg/L)	**in 2014, 2015, 2016,**			17.3	0.1		32	0.1		23	0.1		12	0.2		11	0.25		10	0.5	
Alkalinity SM 2320B (mg/L)	**2017, 2018**			210	1.25		246	1.25		188	1		200	5		230	8		200	2	
Carbon Dioxide SM 2320B (mg/L)[1]				93	10		109	1.25		84	0.4		86	2.2		100	0.22		88	0.88	
Sulfate USEPA 9056A (mg/L)				96	5		88	2		74	2		64	25		57	20		60	10	
Sulfide SM 9034 (mg/L)				0.2	2	J	0.2	2	J	0.2	2	J	<	4	U	<	1	U	<	1	U
Dissolved Organic Carbon SM 9060A (mg/L)				5.05	1		3.2	1		3.4	1		2	1		2.8	1		3.5	1	

Notes:
Analysis methods listed are accurate for most current sampling event. Previous analysis methods may be different.

[1]Carbon dioxide calculated from alkalinity results. Values for 2003 and 2004 were modified to be consistent with previous years' results.

< = less than reporting limit
µg/L = micrograms per liter
ID = identification number
J = estimated
LOQ = limit of quantification
mg/L = milligrams per liter
Qual = qualifier
RL = reporting limit
RSK = Robert S. Kerr Environmental Research Laboratory
SM = Standard Method
U = nondetect
USEPA = United States Environmental Protection Agency

TABLE E.2.3-3
CORNHUSKER ARMY AMMUNITION PLANT
WELL CA212-NATURAL ATTENUATION PARAMETERS

FIELD ID	CA212			CA212			CA212			CA212			CA212			CA212			CA212		
COLLECT DATE	3/9/2007			3/10/2006			3/10/2005			3/12/2004			3/14/2003			3/19/2002			3/19/2001		
	Result	RL	Qual	Result	RL	Qual	Result	RL	Qual	Result	RL	Qual	Result	RL	Qual	Result	RL	Qual	Result	RL	Qual
NATURAL ATTENUATION PARAMETERS																					
Methane RSK-175 (µg/L)	<	0.87	U	<	0.87	U	<	0.87	U	<	2	U	<	2	U	<	2.0	U	<	1	U
Total Kjeldahl Nitrogen USEPA 351.2 (mg/L)	<	1	U	<	1	U	<	1	U	1.3	0.2		0.5	0.2		0.41	0.40		<	0.1	U
Ammonia USEPA 350.1 (mg/L)	0.2	0.05		0.31	0.05		0.23	0.05		0.35	0.2		0.21	0.2		<	0.40	U	<	0.1	U
Nitrate/Nitrite USEPA 353.2 (mg/L)	7.7	1		4.8	0.25		1.6	0.25		8	1	J	8.9	0.5	J	8.6	1.0		12.5	0.5	
Alkalinity SM 2320B (mg/L)	220	8		200	8		210	8		190	5		210	5		210	5.0		185	5	
Carbon Dioxide SM 2320B (mg/L)[1]	95	0.88		90	0.88		92	0.1		84	0.2		92	1		92	1.0		81.4	5	
Sulfate USEPA 9056A (mg/L)	56	10		50	20		51	10		52	2		58	5		61	2.0		56.9	5	
Sulfide SM 9034 (mg/L)	<	1	U	<	1	U	<	1	U	<	1	U	2.2	1		<	1.0	U	<	1	U
Dissolved Organic Carbon SM 9060A (mg/L)	2.1	1		2	1		2.1	1		2.4	1		2.2	1.0		2.8	1.0		<	5	U

Notes:
Analysis methods listed are accurate for most current sampling event. Previous analysis methods may be different.

[1]Carbon dioxide calculated from alkalinity results. Values for 2003 and 2004 were modified to be consistent with previous years' results.

< = less than reporting limit
µg/L = micrograms per liter
ID = identification number
J = estimated
LOQ = limit of quantification
mg/L = milligrams per liter
Qual = qualifier
RL = reporting limit
RSK = Robert S. Kerr Environmental Research Laboratory
SM = Standard Method
U = nondetect
USEPA = United States Environmental Protection Agency

TABLE E.2.3-3
CORNHUSKER ARMY AMMUNITION PLANT
WELL CA212-NATURAL ATTENUATION PARAMETERS

FIELD ID	CA212			CA212			CA212		
COLLECT DATE	3/10/2000			3/24/1999			6/16/1998		
	Result	RL	Qual	Result	RL	Qual	Result	RL	Qual
NATURAL ATTENUATION PARAMETERS									
Methane RSK-175 (µg/L)	<	1	U	<	1	U	<	1	U
Total Kjeldahl Nitrogen USEPA 351.2 (mg/L)	0.161	0.1	J	<	0.1	U	<	0.1	U
Ammonia USEPA 350.1 (mg/L)	<	0.1	U	<	0.1	U	<	0.1	U
Nitrate/Nitrite USEPA 353.2 (mg/L)	13.3	1		8.85	2		13.0	1	
Alkalinity SM 2320B (mg/L)	206	5		222	5		238	5	
Carbon Dioxide SM 2320B (mg/L)[1]	90.6	2.2		97.7	2.2		105	2.2	
Sulfate USEPA 9056A (mg/L)	56.4	2		62	2		64.6	2	
Sulfide SM 9034 (mg/L)	<	1	U	<	1	U	<	1	U
Dissolved Organic Carbon SM 9060A (mg/L)	<	5	U	8.00	5		8.1	5	

Notes:
Analysis methods listed are accurate for most current sampling event. Previous analysis methods may be different.

[1]Carbon dioxide calculated from alkalinity results. Values for 2003 and 2004 were modified to be consistent with previous years' results.

< = less than reporting limit
µg/L = micrograms per liter
ID = identification number
J = estimated
LOQ = limit of quantification
mg/L = milligrams per liter
Qual = qualifier
RL = reporting limit
RSK = Robert S. Kerr Environmental Research Laboratory
SM = Standard Method
U = nondetect
USEPA = United States Environmental Protection Agency

TABLE E.2.3-4
CORNHUSKER ARMY AMMUNITION PLANT
WELL CA213-NATURAL ATTENUATION PARAMETERS

FIELD ID	CA213			CA213			CA213			CA213			CA213			CA213			CA213		
COLLECT DATE	None			3/7/2013			3/1/2012			3/4/2011			3/11/2010			3/5/2009			3/7/2008		
	Result	RL	Qual	Result	RL	Qual	Result	RL	Qual	Result	RL	Qual	Result	RL	Qual	Result	RL	Qual	Result	RL	Qual
NATURAL ATTENUATION PARAMETERS																					
Methane RSK-175 (µg/L)				<	5	U	0.65	5	J	<	5	UJ	2.2	5	J	1.1	0.31		<	1.7	U
Total Kjeldahl Nitrogen USEPA 351.2 (mg/L)				0.302	1	J	<	1	UJ	<	1	UJ	<	1	U	<	1	U	<	1	U
Ammonia USEPA 350.1 (mg/L)	**Not Sampled**			0.898	0.25		<	0.25	UJ	<	0.25	UJ	0.052	0.1	J	<	0.05	U	0.21	0.05	
Nitrate/Nitrite USEPA 353.2 (mg/L)	**in 2014, 2015, 2016,**			1.93	0.1		0.78	0.1		0.999	0.1		0.9	0.1		0.89	0.05		1.1	0.05	
Alkalinity SM 2320B (mg/L)	**2017, 2018**			136	1.25		146	1.25		125	1		140	5		140	8		120	2	
Carbon Dioxide SM 2320B (mg/L)[1]				60	10		65	1.25		56	0.4		60	2.2		63	0.22		53	0.88	
Sulfate USEPA 9056A (mg/L)				54.4	1		53	1		54	1		49	25		47	20		57	10	
Sulfide SM 9034 (mg/L)				<	2	U	0.2	2	J	0.2	2	J	<	4	U	<	1	U	<	1	U
Dissolved Organic Carbon SM 9060A (mg/L)				2.56	1		<	1	U	1.9	1		1.1	1		2	1		2	1	

Notes:
Analysis methods listed are accurate for most current sampling event. Previous analysis methods may be different.

[1]Carbon dioxide calculated from alkalinity results. Values for 2003 and 2004 were modified to be consistent with previous years' results.

< = less than reporting limit
µg/L = micrograms per liter
ID = identification number
J = estimated
LOQ = limit of quantification
mg/L = milligrams per liter
Qual = qualifier
RL = reporting limit
RSK = Robert S. Kerr Environmental Research Laboratory
SM = Standard Method
U = nondetect
USEPA = United States Environmental Protection Agency

TABLE E.2.3-4
CORNHUSKER ARMY AMMUNITION PLANT
WELL CA213-NATURAL ATTENUATION PARAMETERS

FIELD ID	CA213			CA213			CA213			CA213			CA213			CA213			CA213		
COLLECT DATE	3/9/2007			3/10/2006			3/10/2005			3/12/2004			3/14/2003			3/19/2002			3/19/2001		
	Result	RL	Qual	Result	RL	Qual	Result	RL	Qual	Result	RL	Qual	Result	RL	Qual	Result	RL	Qual	Result	RL	Qual
NATURAL ATTENUATION PARAMETERS																					
Methane RSK-175 (µg/L)	1.5	0.87		1	0.87		0.56	0.87	J	<	2	U	<	2	U	<	2.0	U	<	1.9	U
Total Kjeldahl Nitrogen USEPA 351.2 (mg/L)	<	1	U	<	1	U	<	1	U	<	0.27	U	0.18	0.2	J	0.34	0.40	J	<	0.1	U
Ammonia USEPA 350.1 (mg/L)	<	0.05	U	<	0.05	U	<	0.05	U	<	0.2	U	<	0.2	U	0.58	0.40		<	0.1	U
Nitrate/Nitrite USEPA 353.2 (mg/L)	2	1		0.46	0.05		0.65	0.05		0.63	0.1	J	0.28	0.1		0.25	0.10		<	0.5	U
Alkalinity SM 2320B (mg/L)	130	8		140	8		130	8		120	5		150	5		150	5.0		150	5	
Carbon Dioxide SM 2320B (mg/L)[1]	56	0.88		60	0.88		57	0.1		53	0.1		66	1		66	1.0		66.0	5	
Sulfate USEPA 9056A (mg/L)	48	10		52	20		46	10		49	2		46	5		48	1.0		49.1	5	
Sulfide SM 9034 (mg/L)	<	1	U	<	1	U	<	1	U	<	1	U	1.5	1		<	1.0	U	<	1	U
Dissolved Organic Carbon SM 9060A (mg/L)	1.5	1		1.5	1		1.8	1		1.6	1		<	1.3	U	2.1	1.0		<	5	U

Notes:
Analysis methods listed are accurate for most current sampling event. Previous analysis methods may be different.

[1]Carbon dioxide calculated from alkalinity results. Values for 2003 and 2004 were modified to be consistent with previous years' results.

< = less than reporting limit
µg/L = micrograms per liter
ID = identification number
J = estimated
LOQ = limit of quantification
mg/L = milligrams per liter
Qual = qualifier
RL = reporting limit
RSK = Robert S. Kerr Environmental Research Laboratory
SM = Standard Method
U = nondetect
USEPA = United States Environmental Protection Agency

TABLE E.2.3-4
CORNHUSKER ARMY AMMUNITION PLANT
WELL CA213-NATURAL ATTENUATION PARAMETERS

FIELD ID	CA213			CA213			CA213		
COLLECT DATE	3/10/2000			3/24/1999			6/16/1998		
	Result	RL	Qual	Result	RL	Qual	Result	RL	Qual
NATURAL ATTENUATION PARAMETERS									
Methane RSK-175 (µg/L)	<	1.1	U	2.98	1		2.45	1	
Total Kjeldahl Nitrogen USEPA 351.2 (mg/L)	0.557	0.1		<	0.1	U	<	0.1	U
Ammonia USEPA 350.1 (mg/L)	<	0.1	U	<	0.1	U	<	0.1	U
Nitrate/Nitrite USEPA 353.2 (mg/L)	<	1	U	<	1	U	<	0.2	U
Alkalinity SM 2320B (mg/L)	156	5		157	5		148	5	
Carbon Dioxide SM 2320B (mg/L)[1]	68.6	2.2		69.1	2.2		65.1	2.2	
Sulfate USEPA 9056A (mg/L)	48.7	2		46.9	2		38.9	2	
Sulfide SM 9034 (mg/L)	<	1	U	<	1	U	<	1	U
Dissolved Organic Carbon SM 9060A (mg/L)	<	5	U	9.90	5		3.9	5	J

Notes:
Analysis methods listed are accurate for most current sampling event. Previous analysis methods may be different.

[1]Carbon dioxide calculated from alkalinity results. Values for 2003 and 2004 were modified to be consistent with previous years' results.

< = less than reporting limit
µg/L = micrograms per liter
ID = identification number
J = estimated
LOQ = limit of quantification
mg/L = milligrams per liter
Qual = qualifier
RL = reporting limit
RSK = Robert S. Kerr Environmental Research Laboratory
SM = Standard Method
U = nondetect
USEPA = United States Environmental Protection Agency

TABLE E.2.3-5
CORNHUSKER ARMY AMMUNITION PLANT
WELL CA220-NATURAL ATTENUATION PARAMETERS

FIELD ID	CA220			CA220			CA220			CA220			CA220			CA220			CA220		
COLLECT DATE	None			None			None			None			None			None			3/18/2002		
	Result	RL	Qual	Result	RL	Qual	Result	RL	Qual	Result	RL	Qual	Result	RL	Qual	Result	RL	Qual	Result	RL	Qual
NATURAL ATTENUATION PARAMETERS																					
Methane RSK-175 (µg/L)																			<	2.0	U
Total Kjeldahl Nitrogen USEPA 351.2 (mg/L)																			0.39	0.40	J
Ammonia USEPA 350.1 (mg/L)	**Abandoned**			**No 2007 Sample**			**No 2006 Sample**			**No 2005 Sample**			**No 2004 Sample**			**No 2003 Sample**			0.46	0.40	
Nitrate/Nitrite USEPA 353.2 (mg/L)	**2008**			**Well Dry**			**Well Dry**			**Well Dry**			**Well Dry**			**Well Dry**			6.8	0.50	
Alkalinity SM 2320B (mg/L)																			160	5.0	
Carbon Dioxide SM 2320B (mg/L)[1]																			70	1.0	
Sulfate USEPA 9056A (mg/L)																			11	1.0	
Sulfide SM 9034 (mg/L)																			0.70	1.0	J
Dissolved Organic Carbon SM 9060A (mg/L)																			1.8	1.0	

Notes:
Analysis methods listed are accurate for most current sampling event. Previous analysis methods may be different.

[1]Carbon dioxide calculated from alkalinity results. Values for 2003 and 2004 were modified to be consistent with previous years' results.

< = less than reporting limit
µg/L = micrograms per liter
ID = identification number
J = estimated
LOQ = limit of quantification
mg/L = milligrams per liter
Qual = qualifier
RL = reporting limit
RSK = Robert S. Kerr Environmental Research Laboratory
SM = Standard Method
U = nondetect
USEPA = United States Environmental Protection Agency

TABLE E.2.3-5
CORNHUSKER ARMY AMMUNITION PLANT
WELL CA220-NATURAL ATTENUATION PARAMETERS

FIELD ID	CA220			CA220			CA220			CA220		
COLLECT DATE	3/20/2001			3/10/2000			3/23/1999			6/13/1998		
	Result	RL	Qual	Result	RL	Qual	Result	RL	Qual	Result	RL	Qual
NATURAL ATTENUATION PARAMETERS												
Methane RSK-175 (µg/L)	<	1	U	<	1	U	2.91	1		3.6	1	
Total Kjeldahl Nitrogen USEPA 351.2 (mg/L)	0.482	0.1		<	0.1	U	<	0.1	U	0.036	0.1	J
Ammonia USEPA 350.1 (mg/L)	<	0.1	U	<	0.1	U	<	0.1	U	0.026	0.1	J
Nitrate/Nitrite USEPA 353.2 (mg/L)	9.35	0.5		7.45	1		6.89	1		7.76	1	
Alkalinity SM 2320B (mg/L)	173	5		208	5		472	5		384	5	
Carbon Dioxide SM 2320B (mg/L)[1]	76.1	5		91.5	2.2		208	2.2		169	2.2	
Sulfate USEPA 9056A (mg/L)	15	5		11.8	2		18.8	5		8.25	1	
Sulfide SM 9034 (mg/L)	<	1	U	<	1	U	<	1	U	<	1	U
Dissolved Organic Carbon SM 9060A (mg/L)	<	5	U	<	5	U	12.0	5		6.5	5	

Notes:
Analysis methods listed are accurate for most current sampling event. Previous analysis methods may be different.

[1]Carbon dioxide calculated from alkalinity results. Values for 2003 and 2004 were modified to be consistent with previous years' results.

< = less than reporting limit
µg/L = micrograms per liter
ID = identification number
J = estimated
LOQ = limit of quantification
mg/L = milligrams per liter
Qual = qualifier
RL = reporting limit
RSK = Robert S. Kerr Environmental Research Laboratory
SM = Standard Method
U = nondetect
USEPA = United States Environmental Protection Agency

TABLE E.2.3-6
CORNHUSKER ARMY AMMUNITION PLANT
WELL CA221-NATURAL ATTENUATION PARAMETERS

FIELD ID	CA221			CA221			CA221			CA221			CA221			CA221			CA221		
COLLECT DATE	None			None			3/13/2006			3/14/2005			3/11/2004			3/14/2003			3/18/2002		
	Result	RL	Qual	Result	RL	Qual	Result	RL	Qual	Result	RL	Qual	Result	RL	Qual	Result	RL	Qual	Result	RL	Qual
NATURAL ATTENUATION PARAMETERS																					
Methane RSK-175 (µg/L)							10	0.87		21	0.87		<	2	U	<	2	U	<	2.0	U
Total Kjeldahl Nitrogen USEPA 351.2 (mg/L)							1.3	1		1.2	1		<	0.46	U	0.24	0.2		0.58	0.40	
Ammonia USEPA 350.1 (mg/L)	**Abandoned**			**Not Sampled**			0.22	0.05		<	0.05	U	0.24	0.2		<	0.2	U	<	0.40	U
Nitrate/Nitrite USEPA 353.2 (mg/L)	**2008**			**in 2007**			0.18	0.05		1.4	1		3.1	0.1		3.3	0.1		4.0	0.50	
Alkalinity SM 2320B (mg/L)							210	8		200	8		180	5		170	5		200	5.0	
Carbon Dioxide SM 2320B (mg/L)[1]							92	0.88		88	0.1		79	0.3		75	1		88	1.0	
Sulfate USEPA 9056A (mg/L)							47	10		40	10		39	2		37	5		40	1.0	
Sulfide SM 9034 (mg/L)							<	1	U	<	1	U	0.7	1	J	2.00	1.00		0.50	1.0	J
Dissolved Organic Carbon SM 9060A (mg/L)							1.8	1		1.9	1		2	1		1.9	1.0		2.7	1.0	

Notes:
Analysis methods listed are accurate for most current sampling event. Previous analysis methods may be different.

[1]Carbon dioxide calculated from alkalinity results. Values for 2003 and 2004 were modified to be consistent with previous years' results.

< = less than reporting limit
µg/L = micrograms per liter
ID = identification number
J = estimated
LOQ = limit of quantification
mg/L = milligrams per liter
Qual = qualifier
RL = reporting limit
RSK = Robert S. Kerr Environmental Research Laboratory
SM = Standard Method
U = nondetect
USEPA = United States Environmental Protection Agency

TABLE E.2.3-6
CORNHUSKER ARMY AMMUNITION PLANT
WELL CA221-NATURAL ATTENUATION PARAMETERS

FIELD ID	CA221			CA221			CA221			CA221		
COLLECT DATE	3/20/2001			3/10/2000			3/23/1999			6/13/1998		
	Result	RL	Qual	Result	RL	Qual	Result	RL	Qual	Result	RL	Qual
NATURAL ATTENUATION PARAMETERS												
Methane RSK-175 (µg/L)	41	2		24	1		46.2	5		45.5	2	
Total Kjeldahl Nitrogen USEPA 351.2 (mg/L)	0.131	0.1		0.268	0.1		<	0.1	U	0.20	0.1	
Ammonia USEPA 350.1 (mg/L)	<	0.1	U	<	0.1	U	<	0.1	U	<	0.1	U
Nitrate/Nitrite USEPA 353.2 (mg/L)	1.18	0.5		1.98	1	<	2.36	1		1.46	1	
Alkalinity SM 2320B (mg/L)	176	5		183	5		184	5		176	5	
Carbon Dioxide SM 2320B (mg/L)[1]	77.4	5		80.5	2.2		81.0	2.2		77.4	2.2	
Sulfate USEPA 9056A (mg/L)	38	5		32.7	2		39.8	5		31.8	1	
Sulfide SM 9034 (mg/L)	<	1	U	<	1	U	<	1	U	<	1	U
Dissolved Organic Carbon SM 9060A (mg/L)	5.50	5		<	5	U	16.3	5		6.2	5	

Notes:
Analysis methods listed are accurate for most current sampling event. Previous analysis methods may be different.

[1]Carbon dioxide calculated from alkalinity results. Values for 2003 and 2004 were modified to be consistent with previous years' results.

< = less than reporting limit
µg/L = micrograms per liter
ID = identification number
J = estimated
LOQ = limit of quantification
mg/L = milligrams per liter
Qual = qualifier
RL = reporting limit
RSK = Robert S. Kerr Environmental Research Laboratory
SM = Standard Method
U = nondetect
USEPA = United States Environmental Protection Agency

TABLE E.2.3-7
CORNHUSKER ARMY AMMUNITION PLANT
WELL CA222-NATURAL ATTENUATION PARAMETERS

FIELD ID	CA222			CA222			CA222			CA222			CA222			CA222			CA222		
COLLECT DATE	None			None			3/13/2006			3/14/2005			3/11/2004			3/14/2003			3/18/2002		
	Result	RL	Qual	Result	RL	Qual	Result	RL	Qual	Result	RL	Qual	Result	RL	Qual	Result	RL	Qual	Result	RL	Qual
NATURAL ATTENUATION PARAMETERS																					
Methane RSK-175 (µg/L)							35	0.87		67	0.87		52	2		81	2		29	2.0	
Total Kjeldahl Nitrogen USEPA 351.2 (mg/L)							<	1	U	1.2	1		<	0.21	U	0.19	0.2	J	0.53	0.40	
Ammonia USEPA 350.1 (mg/L)	**Abandoned**			**Not Sampled**			0.088	0.05		<	0.05	U	0.15	0.2	J	<	0.2	U	<	0.40	U
Nitrate/Nitrite USEPA 353.2 (mg/L)	**2008**			**in 2007**			<	0.05	U	<	0.05	U	0.088	0.1	J	<	0.1	U	0.09	0.10	J
Alkalinity SM 2320B (mg/L)							260	8		260	8		240	5		220	5		240	5.0	
Carbon Dioxide SM 2320B (mg/L)[1]							110	0.88		110	0.1		106	0.2		97	1		110	1.0	
Sulfate USEPA 9056A (mg/L)							69	10		63	10		61	2		55	5		50	5.0	
Sulfide SM 9034 (mg/L)							<	1	U	<	1	U	0.7	1	J	1.80	1.00		0.50	1.0	
Dissolved Organic Carbon SM 9060A (mg/L)							1.6	1		1.9	1		1.8	1		<	1.7	U	2.5	1.0	

Notes:
Analysis methods listed are accurate for most current sampling event. Previous analysis methods may be different.

[1]Carbon dioxide calculated from alkalinity results. Values for 2003 and 2004 were modified to be consistent with previous years' results.

< = less than reporting limit
µg/L = micrograms per liter
ID = identification number
J = estimated
LOQ = limit of quantification
mg/L = milligrams per liter
Qual = qualifier
RL = reporting limit
RSK = Robert S. Kerr Environmental Research Laboratory
SM = Standard Method
U = nondetect
USEPA = United States Environmental Protection Agency

TABLE E.2.3-7
CORNHUSKER ARMY AMMUNITION PLANT
WELL CA222-NATURAL ATTENUATION PARAMETERS

FIELD ID	CA222			CA222			CA222			CA222		
COLLECT DATE	3/20/2001			3/10/2000			3/23/1999			6/13/1998		
	Result	RL	Qual	Result	RL	Qual	Result	RL	Qual	Result	RL	Qual
NATURAL ATTENUATION PARAMETERS												
Methane RSK-175 (µg/L)	53	5		82	5		95	10		87.5	4	
Total Kjeldahl Nitrogen USEPA 351.2 (mg/L)	0.163	0.1		0.658	0.1		<	0.1	U	0.036	0.1	J
Ammonia USEPA 350.1 (mg/L)	<	0.1	U	<	0.1	U	<	0.1	U	<	0.1	U
Nitrate/Nitrite USEPA 353.2 (mg/L)	0.54	0.5		1	U		<	1	U	<	1	U
Alkalinity SM 2320B (mg/L)	198	5		211	5		221	5		214	5	
Carbon Dioxide SM 2320B (mg/L)[1]	87.1	5		92.8	2.2		97.2	2.2		94.2	2.2	
Sulfate USEPA 9056A (mg/L)	48.7	5		46.6	2		53.7	5		49.7	1	
Sulfide SM 9034 (mg/L)	<	1	U	<	1	U	<	1	U	<	1	U
Dissolved Organic Carbon SM 9060A (mg/L)	<	5	U	<	5	U	11.0	5		7.2	5	

Notes:
Analysis methods listed are accurate for most current sampling event. Previous analysis methods may be different.

[1]Carbon dioxide calculated from alkalinity results. Values for 2003 and 2004 were modified to be consistent with previous years' results.

< = less than reporting limit
µg/L = micrograms per liter
ID = identification number
J = estimated
LOQ = limit of quantification
mg/L = milligrams per liter
Qual = qualifier
RL = reporting limit
RSK = Robert S. Kerr Environmental Research Laboratory
SM = Standard Method
U = nondetect
USEPA = United States Environmental Protection Agency

TABLE E.2.3-8
CORNHUSKER ARMY AMMUNITION PLANT
WELL CA230-NATURAL ATTENUATION PARAMETERS

FIELD ID	CA230			CA230			CA230			CA230			CA230			CA230			CA230		
COLLECT DATE	None			None			None			3/13/2003			3/15/2002			3/19/2001			3/9/2000		
	Result	RL	Qual	Result	RL	Qual	Result	RL	Qual	Result	RL	Qual	Result	RL	Qual	Result	RL	Qual	Result	RL	Qual
NATURAL ATTENUATION PARAMETERS																					
Methane RSK-175 (µg/L)										<	2	U	<	2.0	U	<	1	U	<	1	U
Total Kjeldahl Nitrogen USEPA 351.2 (mg/L)										0.79	0.2		2.2	0.44		<	0.1	U	0.155	0.1	
Ammonia USEPA 350.1 (mg/L)	**Abandoned**			**No 2005 Sample**			**No 2004 Sample**			<	0.2	U	0.18	0.20	J	<	0.1	U	<	0.1	U
Nitrate/Nitrite USEPA 353.2 (mg/L)	**2005**			**Well Dry**			**Well Dry**			21	0.5		18	1.0		20.3	0.5		12.2	1	
Alkalinity SM 2320B (mg/L)										82	5		90	5.0		73.6	5		91.0	5	
Carbon Dioxide SM 2320B (mg/L)[1]										36	1		40	1.0		32.4	5		40.0	2.2	
Sulfate USEPA 9056A (mg/L)										68	25		51	2.0		39.2	5		31.6	2	
Sulfide SM 9034 (mg/L)										2	1		<	1.0	U	<	1	U	<	1	U
Dissolved Organic Carbon SM 9060A (mg/L)										4.4	1.0		5.5	1.0		7.40	5		6.40	5	

Notes:
Analysis methods listed are accurate for most current sampling event. Previous analysis methods may be different.

[1]Carbon dioxide calculated from alkalinity results. Values for 2003 and 2004 were modified to be consistent with previous years' results.

< = less than reporting limit
µg/L = micrograms per liter
ID = identification number
J = estimated
LOQ = limit of quantification
mg/L = milligrams per liter
Qual = qualifier
RL = reporting limit
RSK = Robert S. Kerr Environmental Research Laboratory
SM = Standard Method
U = nondetect
USEPA = United States Environmental Protection Agency

TABLE E.2.3-8
CORNHUSKER ARMY AMMUNITION PLANT
WELL CA230-NATURAL ATTENUATION PARAMETERS

FIELD ID	CA230			CA230		
COLLECT DATE	3/19/1999			6/12/1998		
	Result	RL	Qual	Result	RL	Qual
NATURAL ATTENUATION PARAMETERS						
Methane RSK-175 (µg/L)	<	1	U	<	1	U
Total Kjeldahl Nitrogen USEPA 351.2 (mg/L)	<	0.1	U	<	0.1	U
Ammonia USEPA 350.1 (mg/L)	<	0.1	U	0.053	0.1	J
Nitrate/Nitrite USEPA 353.2 (mg/L)	24.1	1		21.9	1	
Alkalinity SM 2320B (mg/L)	65	5		97.4	5	
Carbon Dioxide SM 2320B (mg/L)[1]	28.6	2.2		42.9	2.2	
Sulfate USEPA 9056A (mg/L)	41.2	5		61.8	1	
Sulfide SM 9034 (mg/L)	<	1	U	<	1	U
Dissolved Organic Carbon SM 9060A (mg/L)	15.1	5		13.8	5	

Notes:
Analysis methods listed are accurate for most current sampling event. Previous analysis methods may be different.

[1]Carbon dioxide calculated from alkalinity results. Values for 2003 and 2004 were modified to be consistent with previous years' results.

< = less than reporting limit
µg/L = micrograms per liter
ID = identification number
J = estimated
LOQ = limit of quantification
mg/L = milligrams per liter
Qual = qualifier
RL = reporting limit
RSK = Robert S. Kerr Environmental Research Laboratory
SM = Standard Method
U = nondetect
USEPA = United States Environmental Protection Agency

TABLE E.2.3-9
CORNHUSKER ARMY AMMUNITION PLANT
WELL CA231-NATURAL ATTENUATION PARAMETERS

FIELD ID	CA231			CA231			CA231			CA231			CA231			CA231			CA231		
COLLECT DATE	None			3/10/2005			3/12/2004			3/13/2003			3/15/2002			3/19/2001			3/9/2000		
	Result	RL	Qual	Result	RL	Qual	Result	RL	Qual	Result	RL	Qual	Result	RL	Qual	Result	RL	Qual	Result	RL	Qual
NATURAL ATTENUATION PARAMETERS																					
Methane RSK-175 (µg/L)				<	0.87	U	<	2	U	<	2	U	<	2.0	U	<	1	U	<	1	U
Total Kjeldahl Nitrogen USEPA 351.2 (mg/L)				<	1	U	1.9	0.2		0.51	0.2		0.51	0.45		0.158	0.1		0.107	0.1	
Ammonia USEPA 350.1 (mg/L)	**Abandoned**			<	0.05	U	0.13	0.2	J	<	0.20	U	0.20	0.20		<	0.1	U	<	0.1	U
Nitrate/Nitrite USEPA 353.2 (mg/L)	**2005**			15	0.5		22	1	J	24	1	J	5.9	1.0		19.3	0.5		19.3	1	
Alkalinity SM 2320B (mg/L)				72	8		68	5		67	5		78	5.0		71.1	5		73.3	5	
Carbon Dioxide SM 2320B (mg/L)[1]				32	0.1		30	0.7		29	1		34	1.0		31.3	5		32.3	2.2	
Sulfate USEPA 9056A (mg/L)				35	10		40	2	J	37	5		14	2.0		33.6	5		33.0	2	
Sulfide SM 9034 (mg/L)				<	1	U	0.6	1	J	1.60	1.00		0.50	1.0	J	<	1	U	<	1	U
Dissolved Organic Carbon SM 9060A (mg/L)				4.1	1		3.7	1		3.2	1.0		3.3	1.0		7.30	5		5.60	5	

Notes:
Analysis methods listed are accurate for most current sampling event. Previous analysis methods may be different.

[1]Carbon dioxide calculated from alkalinity results. Values for 2003 and 2004 were modified to be consistent with previous years' results.

< = less than reporting limit
µg/L = micrograms per liter
ID = identification number
J = estimated
LOQ = limit of quantification
mg/L = milligrams per liter
Qual = qualifier
RL = reporting limit
RSK = Robert S. Kerr Environmental Research Laboratory
SM = Standard Method
U = nondetect
USEPA = United States Environmental Protection Agency

TABLE E.2.3-9
CORNHUSKER ARMY AMMUNITION PLANT
WELL CA231-NATURAL ATTENUATION PARAMETERS

FIELD ID	CA231			CA231		
COLLECT DATE	3/19/1999			6/12/1998		
	Result	RL	Qual	Result	RL	Qual
NATURAL ATTENUATION PARAMETERS						
Methane RSK-175 (µg/L)	<	1	U	<	1	U
Total Kjeldahl Nitrogen USEPA 351.2 (mg/L)	<	0.1	U	<	0.1	U
Ammonia USEPA 350.1 (mg/L)	<	0.1	U	0.053	0.1	J
Nitrate/Nitrite USEPA 353.2 (mg/L)	23.3	1		26.1	1	
Alkalinity SM 2320B (mg/L)	82	5		85.5	5	
Carbon Dioxide SM 2320B (mg/L)[1]	36.1	2.2		37.6	2.2	
Sulfate USEPA 9056A (mg/L)	46	5		36.3	1	
Sulfide SM 9034 (mg/L)	<	1	U	<	1	U
Dissolved Organic Carbon SM 9060A (mg/L)	18.5	5		12.0	5	

Notes:
Analysis methods listed are accurate for most current sampling event. Previous analysis methods may be different.

[1]Carbon dioxide calculated from alkalinity results. Values for 2003 and 2004 were modified to be consistent with previous years' results.

< = less than reporting limit
µg/L = micrograms per liter
ID = identification number
J = estimated
LOQ = limit of quantification
mg/L = milligrams per liter
Qual = qualifier
RL = reporting limit
RSK = Robert S. Kerr Environmental Research Laboratory
SM = Standard Method
U = nondetect
USEPA = United States Environmental Protection Agency

TABLE E.2.3-10
CORNHUSKER ARMY AMMUNITION PLANT
WELL CA232-NATURAL ATTENUATION PARAMETERS

FIELD ID	CA232			CA232			CA232			CA232			CA232			CA232			CA232		
COLLECT DATE	None			3/10/2005			3/12/2004			3/13/2003			3/15/2002			3/19/2001			3/9/2000		
	Result	RL	Qual	Result	RL	Qual	Result	RL	Qual	Result	RL	Qual	Result	RL	Qual	Result	RL	Qual	Result	RL	Qual
NATURAL ATTENUATION PARAMETERS																					
Methane RSK-175 (µg/L)				<	0.87	U	<	2	U	<	2	U	<	2.0	U	<	1	U	0.29	1	J
Total Kjeldahl Nitrogen USEPA 351.2 (mg/L)				<	1	U	1.3	0.2		0.47	0.2		0.54	0.50		<	0.1	U	<	0.1	U
Ammonia USEPA 350.1 (mg/L)	**Abandoned**			<	0.05	U	0.11	0.2	J	0.12	0.20	J	0.08	0.20	J	<	0.1	U	<	0.1	U
Nitrate/Nitrite USEPA 353.2 (mg/L)	**2005**			6.1	0.25		7.9	1	J	7.5	0.5	J	8.7	1.0		10.2	0.5		9.13	1	
Alkalinity SM 2320B (mg/L)				100	8		99	5		130	5		110	5.0		107	5		116	5	
Carbon Dioxide SM 2320B (mg/L)[1]				44	0.1		44	0.4		57	1		48	1.0		47.1	5		51.0	2.2	
Sulfate USEPA 9056A (mg/L)				33	10		34	2		34	5		42	2.0		37.7	5		36.2	2	
Sulfide SM 9034 (mg/L)				<	1	U	<	1	U	1.40	1.00		0.70	1.0	J	<	1	U	<	1	U
Dissolved Organic Carbon SM 9060A (mg/L)				1.3	1		<	1.4	U	<	1.2	U	1.8	1.0		<	5	U	5.40	5	

Notes:
Analysis methods listed are accurate for most current sampling event. Previous analysis methods may be different.

[1]Carbon dioxide calculated from alkalinity results. Values for 2003 and 2004 were modified to be consistent with previous years' results.

< = less than reporting limit
µg/L = micrograms per liter
ID = identification number
J = estimated
LOQ = limit of quantification
mg/L = milligrams per liter
Qual = qualifier
RL = reporting limit
RSK = Robert S. Kerr Environmental Research Laboratory
SM = Standard Method
U = nondetect
USEPA = United States Environmental Protection Agency

TABLE E.2.3-10
CORNHUSKER ARMY AMMUNITION PLANT
WELL CA232-NATURAL ATTENUATION PARAMETERS

FIELD ID	CA232			CA232		
COLLECT DATE	3/19/1999			6/12/1998		
	Result	RL	Qual	Result	RL	Qual
NATURAL ATTENUATION PARAMETERS						
Methane RSK-175 (µg/L)	<	1	U	<	1	U
Total Kjeldahl Nitrogen USEPA 351.2 (mg/L)	<	0.1	U	<	0.1	U
Ammonia USEPA 350.1 (mg/L)	<	0.1	U	<	0.1	U
Nitrate/Nitrite USEPA 353.2 (mg/L)	8.27	1		8.59	1	
Alkalinity SM 2320B (mg/L)	117	5		114	5	
Carbon Dioxide SM 2320B (mg/L)[1]	51.5	2.2		50.2	2.2	
Sulfate USEPA 9056A (mg/L)	37.3	5		30.0	0.2	
Sulfide SM 9034 (mg/L)	<	1	U	<	1	U
Dissolved Organic Carbon SM 9060A (mg/L)	25.4	5		10.9	5	

Notes:
Analysis methods listed are accurate for most current sampling event. Previous analysis methods may be different.

[1]Carbon dioxide calculated from alkalinity results. Values for 2003 and 2004 were modified to be consistent with previous years' results.

< = less than reporting limit
µg/L = micrograms per liter
ID = identification number
J = estimated
LOQ = limit of quantification
mg/L = milligrams per liter
Qual = qualifier
RL = reporting limit
RSK = Robert S. Kerr Environmental Research Laboratory
SM = Standard Method
U = nondetect
USEPA = United States Environmental Protection Agency

TABLE E.2.3-11
CORNHUSKER ARMY AMMUNITION PLANT
WELL CA240-NATURAL ATTENUATION PARAMETERS

FIELD ID	CA240			CA240			CA240			CA240			CA240			CA240			CA240		
COLLECT DATE	None			None			2/29/2012			3/3/2011			3/12/2010			3/5/2009			3/6/2008		
	Result	RL	Qual	Result	RL	Qual	Result	RL	Qual	Result	RL	Qual	Result	RL	Qual	Result	RL	Qual	Result	RL	Qual
NATURAL ATTENUATION PARAMETERS																					
Methane RSK-175 (µg/L)							<	5	U	<	5	UJ	<	5	U	<	0.31	U	<	1.7	U
Total Kjeldahl Nitrogen USEPA 351.2 (mg/L)							<	1	U	<	1	U	<	1	U	<	1	U	<	1	U
Ammonia USEPA 350.1 (mg/L)	**Not Sampled**			**No 2013 Sample**			0.093	0.25	J	<	0.25	UJ	0.038	0.1	J	<	0.05	U	<	0.05	U
Nitrate/Nitrite USEPA 353.2 (mg/L)	**in 2014, 2015, 2016,**			**Well Dry**			67	0.1		78	0.1		69	1		58	2.5		90	2.5	
Alkalinity SM 2320B (mg/L)	**2017, 2018**						22	1.25		28	1		27	5		25	2		26	2	
Carbon Dioxide SM 2320B (mg/L)[1]							10	1.25		12	0.4		12	2.2		11	0.22		11	0.88	
Sulfate USEPA 9056A (mg/L)							79	1		76	1		77	25		73	20		58	20	
Sulfide SM 9034 (mg/L)							0.2	2	J	0.2	2	J	<	4	U	<	1	U	<	1	U
Dissolved Organic Carbon SM 9060A (mg/L)							1.6	1		2.2	1		1.3	1		2.6	1		3.1	1	

Notes:
Analysis methods listed are accurate for most current sampling event. Previous analysis methods may be different.

[1]Carbon dioxide calculated from alkalinity results. Values for 2003 and 2004 were modified to be consistent with previous years' results.

< = less than reporting limit
µg/L = micrograms per liter
ID = identification number
J = estimated
LOQ = limit of quantification
mg/L = milligrams per liter
Qual = qualifier
RL = reporting limit
RSK = Robert S. Kerr Environmental Research Laboratory
SM = Standard Method
U = nondetect
USEPA = United States Environmental Protection Agency

TABLE E.2.3-11
CORNHUSKER ARMY AMMUNITION PLANT
WELL CA240-NATURAL ATTENUATION PARAMETERS

FIELD ID	CA240			CA240			CA240			CA240			CA240			CA240			CA240		
COLLECT DATE	None			None			None			None			None			3/18/2002			3/28/2001		
	Result	RL	Qual	Result	RL	Qual	Result	RL	Qual	Result	RL	Qual	Result	RL	Qual	Result	RL	Qual	Result	RL	Qual
NATURAL ATTENUATION PARAMETERS																					
Methane RSK-175 (µg/L)																<	2.0	U	<	1	U
Total Kjeldahl Nitrogen USEPA 351.2 (mg/L)																0.39	0.40	J	0.253	0.1	
Ammonia USEPA 350.1 (mg/L)	**No 2007 Sample**			**No 2006 Sample**			**No 2005 Sample**			**No 2004 Sample**			**No 2003 Sample**			<	0.40	U	<	0.1	U
Nitrate/Nitrite USEPA 353.2 (mg/L)	**Well Dry**			**Well Dry**			**Well Dry**			**Well Dry**			**Well Dry**			40	2.0		38.2	1	
Alkalinity SM 2320B (mg/L)																32	5.0		40.3	5	
Carbon Dioxide SM 2320B (mg/L)[1]																14	1.0		44.4	5	
Sulfate USEPA 9056A (mg/L)																44	1.0		49.3	5	
Sulfide SM 9034 (mg/L)																0.70	1.0	J	<	1	U
Dissolved Organic Carbon SM 9060A (mg/L)																2.3	1.0		<	5	U

Notes:
Analysis methods listed are accurate for most current sampling event. Previous analysis methods may be different.

[1]Carbon dioxide calculated from alkalinity results. Values for 2003 and 2004 were modified to be consistent with previous years' results.

< = less than reporting limit
µg/L = micrograms per liter
ID = identification number
J = estimated
LOQ = limit of quantification
mg/L = milligrams per liter
Qual = qualifier
RL = reporting limit
RSK = Robert S. Kerr Environmental Research Laboratory
SM = Standard Method
U = nondetect
USEPA = United States Environmental Protection Agency

TABLE E.2.3-11
CORNHUSKER ARMY AMMUNITION PLANT
WELL CA240-NATURAL ATTENUATION PARAMETERS

FIELD ID	CA240			CA240			CA240		
COLLECT DATE	3/13/2000			3/24/1999			6/13/1998		
	Result	RL	Qual	Result	RL	Qual	Result	RL	Qual
NATURAL ATTENUATION PARAMETERS									
Methane RSK-175 (µg/L)	<	1	U	<	1	U	<	1	U
Total Kjeldahl Nitrogen USEPA 351.2 (mg/L)	<	0.1	U	<	0.1	U	<	0.1	U
Ammonia USEPA 350.1 (mg/L)	<	0.1	U	<	0.1	U	0.052	0.1	J
Nitrate/Nitrite USEPA 353.2 (mg/L)	40.4	2		48	2		71.9	4	
Alkalinity SM 2320B (mg/L)	85.9	5		66	5		30.2	5	
Carbon Dioxide SM 2320B (mg/L)[1]	37.8	2.2		29.0	2.2		13.3	2.2	
Sulfate USEPA 9056A (mg/L)	72.8	2		61.5	2		41.6	5	
Sulfide SM 9034 (mg/L)	<	1	U	<	1	U	<	1	U
Dissolved Organic Carbon SM 9060A (mg/L)	<	5	U	9.50	5		7.0	5	

Notes:
Analysis methods listed are accurate for most current sampling event. Previous analysis methods may be different.

[1]Carbon dioxide calculated from alkalinity results. Values for 2003 and 2004 were modified to be consistent with previous years' results.

< = less than reporting limit
µg/L = micrograms per liter
ID = identification number
J = estimated
LOQ = limit of quantification
mg/L = milligrams per liter
Qual = qualifier
RL = reporting limit
RSK = Robert S. Kerr Environmental Research Laboratory
SM = Standard Method
U = nondetect
USEPA = United States Environmental Protection Agency

TABLE E.2.3-12
CORNHUSKER ARMY AMMUNITION PLANT
WELL CA241-NATURAL ATTENUATION PARAMETERS

FIELD ID	CA241			CA241			CA241			CA241			CA241			CA241			CA241		
COLLECT DATE	None			3/6/2013			2/29/2012			3/3/2011			3/12/2010			3/5/2009			3/6/2008		
	Result	RL	Qual	Result	RL	Qual	Result	RL	Qual	Result	RL	Qual	Result	RL	Qual	Result	RL	Qual	Result	RL	Qual
NATURAL ATTENUATION PARAMETERS																					
Methane RSK-175 (µg/L)				<	5	UJ	<	5	UJ	<	5	UJ	<	5	U	<	0.31	U	<	1.7	U
Total Kjeldahl Nitrogen USEPA 351.2 (mg/L)				0.172	1	J	<	1	U	<	1	U	<	1	U	<	1	U	<	1	U
Ammonia USEPA 350.1 (mg/L)	**Not Sampled**			<	0.25	U	0.733	0.25		<	0.25	UJ	0.087	0.1	J	<	0.05	U	<	0.05	U
Nitrate/Nitrite USEPA 353.2 (mg/L)	**in 2014, 2015, 2016,**			22.5	0.1		24	0.1		21	0.1		24	0.5		28	1		23	1	
Alkalinity SM 2320B (mg/L)	**2017, 2018**			115	1.25		122	1.25		112	1		120	5		100	8		110	2	
Carbon Dioxide SM 2320B (mg/L)[1]				51	10		54	1.25		50	0.4		52	2.2		45	0.22		48	0.88	
Sulfate USEPA 9056A (mg/L)				60.4	1		58	1		55	1		54	25		47	20		42	10	
Sulfide SM 9034 (mg/L)				<	2	U	0.2	2	J	0.2	2	J	<	4	U	<	1	U	<	1	U
Dissolved Organic Carbon SM 9060A (mg/L)				2.3	1		1.6	1		2.1	1		1.3	1		2.3	1		1.9	1	

Notes:
Analysis methods listed are accurate for most current sampling event. Previous analysis methods may be different.

[1]Carbon dioxide calculated from alkalinity results. Values for 2003 and 2004 were modified to be consistent with previous years' results.

< = less than reporting limit
µg/L = micrograms per liter
ID = identification number
J = estimated
LOQ = limit of quantification
mg/L = milligrams per liter
Qual = qualifier
RL = reporting limit
RSK = Robert S. Kerr Environmental Research Laboratory
SM = Standard Method
U = nondetect
USEPA = United States Environmental Protection Agency

TABLE E.2.3-12
CORNHUSKER ARMY AMMUNITION PLANT
WELL CA241-NATURAL ATTENUATION PARAMETERS

FIELD ID	CA241			CA241			CA241			CA241			CA241			CA241			CA241		
COLLECT DATE	3/9/2007			3/9/2006			3/11/2005			3/11/2004			3/13/2003			3/18/2002			3/28/2001		
	Result	RL	Qual	Result	RL	Qual	Result	RL	Qual	Result	RL	Qual	Result	RL	Qual	Result	RL	Qual	Result	RL	Qual
NATURAL ATTENUATION PARAMETERS																					
Methane RSK-175 (µg/L)	<	0.87	U	<	0.87	U	<	0.87	U	<	2	U	<	2	U	<	2.0	U	<	1	U
Total Kjeldahl Nitrogen USEPA 351.2 (mg/L)	<	1	U	<	1	U	<	1	U	1.1	0.2		0.27	0.20		0.20	0.20		0.109	0.1	
Ammonia USEPA 350.1 (mg/L)	<	0.05	U	<	0.05	U	<	0.05	U	0.16	0.2	J	0.15	0.2	J	<	0.20	U	<	0.1	U
Nitrate/Nitrite USEPA 353.2 (mg/L)	26	1		17	0.5		18	0.5		21	1		22	1	J	25	1.0		20.8	0.5	
Alkalinity SM 2320B (mg/L)	96	8		92	8		94	8		88	5		79	5		90	5.0		93.2	5	
Carbon Dioxide SM 2320B (mg/L)[1]	42	0.88		40	0.88		41	0.1		39	0.8		35	1		40	1.0		41	5	
Sulfate USEPA 9056A (mg/L)	40	10		38	10		30	10		33	2		37	1		45	2.0		34.1	5	
Sulfide SM 9034 (mg/L)	<	1	U	<	1	U	<	1	U	<	1	U	1.4	1		<	1.0	U	<	1	U
Dissolved Organic Carbon SM 9060A (mg/L)	1.7	1		1.8	1		2.6	1		2.6	1		2.1	1		2.4	1.0		<	5	U

Notes:
Analysis methods listed are accurate for most current sampling event. Previous analysis methods may be different.

[1]Carbon dioxide calculated from alkalinity results. Values for 2003 and 2004 were modified to be consistent with previous years' results.

< = less than reporting limit
µg/L = micrograms per liter
ID = identification number
J = estimated
LOQ = limit of quantification
mg/L = milligrams per liter
Qual = qualifier
RL = reporting limit
RSK = Robert S. Kerr Environmental Research Laboratory
SM = Standard Method
U = nondetect
USEPA = United States Environmental Protection Agency

TABLE E.2.3-12
CORNHUSKER ARMY AMMUNITION PLANT
WELL CA241-NATURAL ATTENUATION PARAMETERS

FIELD ID	CA241			CA241			CA241		
COLLECT DATE	3/13/2000			3/24/1999			6/13/1998		
	Result	RL	Qual	Result	RL	Qual	Result	RL	Qual
NATURAL ATTENUATION PARAMETERS									
Methane RSK-175 (µg/L)	<	1	U	<	1	U	<	1	U
Total Kjeldahl Nitrogen USEPA 351.2 (mg/L)	0.297	0.1		<	0.1	U	0.03	0.1	J
Ammonia USEPA 350.1 (mg/L)	<	0.1	U	<	0.1	U	<	0.1	U
Nitrate/Nitrite USEPA 353.2 (mg/L)	26.7	2		23	2		24.0	2	
Alkalinity SM 2320B (mg/L)	85.9	5		93	5		104	5	
Carbon Dioxide SM 2320B (mg/L)[1]	37.8	2.2		40.9	2.2		45.8	2.2	
Sulfate USEPA 9056A (mg/L)	44.0	2		39.8	2		32.4	1	
Sulfide SM 9034 (mg/L)	<	1	U	<	1	U	<	1	U
Dissolved Organic Carbon SM 9060A (mg/L)	<	5	U	7.30	5		7.4	5	

Notes:
Analysis methods listed are accurate for most current sampling event. Previous analysis methods may be different.

[1]Carbon dioxide calculated from alkalinity results. Values for 2003 and 2004 were modified to be consistent with previous years' results.

< = less than reporting limit
µg/L = micrograms per liter
ID = identification number
J = estimated
LOQ = limit of quantification
mg/L = milligrams per liter
Qual = qualifier
RL = reporting limit
RSK = Robert S. Kerr Environmental Research Laboratory
SM = Standard Method
U = nondetect
USEPA = United States Environmental Protection Agency

TABLE E.2.3-13
CORNHUSKER ARMY AMMUNITION PLANT
WELL CA242-NATURAL ATTENUATION PARAMETERS

FIELD ID	CA242			CA242			CA242			CA242			CA242			CA242			CA242		
COLLECT DATE	None			3/6/2013			3/29/2012			3/3/2011			3/12/2010			3/5/2009			3/6/2008		
	Result	RL	Qual	Result	RL	Qual	Result	RL	Qual	Result	RL	Qual	Result	RL	Qual	Result	RL	Qual	Result	RL	Qual
NATURAL ATTENUATION PARAMETERS																					
Methane RSK-175 (µg/L)				<	5	U	<	5	UJ	<	5	UJ	<	5	U	0.25	0.31	J	<	1.7	U
Total Kjeldahl Nitrogen USEPA 351.2 (mg/L)				0.235	1	J	<	1	U	<	1	UJ	<	1	U	<	1	U	<	1	U
Ammonia USEPA 350.1 (mg/L)	**Not Sampled**			<	0.25	U	<	0.25	UJ	<	0.25	UJ	0.037	0.1	J	<	0.05	U	<	0.05	U
Nitrate/Nitrite USEPA 353.2 (mg/L)	**in 2014, 2015, 2016,**			3.0	0.1		1.5	0.1		2.0	0.1		0.48	0.1		0.68	0.05		1.2	0.5	
Alkalinity SM 2320B (mg/L)	**2017, 2018**			220	1.25		222	1.25		252	1		240	5		250	8		200	2	
Carbon Dioxide SM 2320B (mg/L)[1]				98	10		99	1.25		112	0.4		110	2.2		110	0.22		88	0.88	
Sulfate USEPA 9056A (mg/L)				72.6	1		73	1		66	1		58	25		100	20		54	10	
Sulfide SM 9034 (mg/L)				0.2	2	J	0.4	2	J	0.4	2	J	<	4	U	<	1	U	<	1	U
Dissolved Organic Carbon SM 9060A (mg/L)				3.27	1		1.3	1		1.9	1		1.2	1		2.2	1		1.8	1	

Notes:
Analysis methods listed are accurate for most current sampling event. Previous analysis methods may be different.

[1]Carbon dioxide calculated from alkalinity results. Values for 2003 and 2004 were modified to be consistent with previous years' results.

< = less than reporting limit
µg/L = micrograms per liter
ID = identification number
J = estimated
LOQ = limit of quantification
mg/L = milligrams per liter
Qual = qualifier
RL = reporting limit
RSK = Robert S. Kerr Environmental Research Laboratory
SM = Standard Method
U = nondetect
USEPA = United States Environmental Protection Agency

TABLE E.2.3-13
CORNHUSKER ARMY AMMUNITION PLANT
WELL CA242-NATURAL ATTENUATION PARAMETERS

FIELD ID	CA242			CA242			CA242			CA242			CA242			CA242			CA242		
COLLECT DATE	3/9/2007			3/9/2006			3/11/2005			3/10/2004			3/13/2003			3/18/2002			3/28/2001		
	Result	RL	Qual	Result	RL	Qual	Result	RL	Qual	Result	RL	Qual	Result	RL	Qual	Result	RL	Qual	Result	RL	Qual
NATURAL ATTENUATION PARAMETERS																					
Methane RSK-175 (µg/L)	<	0.87	U	<	0.87	U	<	0.87	U	<	2	U	<	2	U	<	2.0	U	<	1	U
Total Kjeldahl Nitrogen USEPA 351.2 (mg/L)	<	1	U	<	1	U	1.1	1		0.78	0.2		0.51	0.2		0.26	0.20		0.368	0.1	
Ammonia USEPA 350.1 (mg/L)	<	0.05	U	<	0.05	U	<	0.05	U	0.15	0.2	J	0.14	0.2	J	<	0.20	U	<	0.1	U
Nitrate/Nitrite USEPA 353.2 (mg/L)	2.3	1		1.5	0.05		1.3	0.05		4.7	1		4.7	0.5		2.6	0.10		1.94	0.5	
Alkalinity SM 2320B (mg/L)	210	8		200	8		200	8		180	5		190	5		200	5.0		169	5	
Carbon Dioxide SM 2320B (mg/L)[1]	92	0.88		86	0.88		88	0.1		79	0.3		84	1		88	1.0		74.4	5	
Sulfate USEPA 9056A (mg/L)	39	10		41	20		38	10		38	2		41	5		48	2.0		33.4	5	
Sulfide SM 9034 (mg/L)	<	1	U	<	1	U	<	1	U	<	1	U	1.5	1		<	1.0	U	<	1	U
Dissolved Organic Carbon SM 9060A (mg/L)	1.5	1		1.5	1		2.3	1		2.3	1		1.7	1		2.6	1.0		<	5	U

Notes:
Analysis methods listed are accurate for most current sampling event. Previous analysis methods may be different.

[1]Carbon dioxide calculated from alkalinity results. Values for 2003 and 2004 were modified to be consistent with previous years' results.

< = less than reporting limit
µg/L = micrograms per liter
ID = identification number
J = estimated
LOQ = limit of quantification
mg/L = milligrams per liter
Qual = qualifier
RL = reporting limit
RSK = Robert S. Kerr Environmental Research Laboratory
SM = Standard Method
U = nondetect
USEPA = United States Environmental Protection Agency

TABLE E.2.3-13
CORNHUSKER ARMY AMMUNITION PLANT
WELL CA242-NATURAL ATTENUATION PARAMETERS

FIELD ID	CA242			CA242			CA242		
COLLECT DATE	3/13/2000			3/24/1999			6/13/1998		
	Result	RL	Qual	Result	RL	Qual	Result	RL	Qual
NATURAL ATTENUATION PARAMETERS									
Methane RSK-175 (µg/L)	<	1	U	<	1	U	1.16	1	
Total Kjeldahl Nitrogen USEPA 351.2 (mg/L)	0.106	0.1		<	0.1	U	<	0.1	U
Ammonia USEPA 350.1 (mg/L)	<	0.1	U	<	0.1	U	<	0.1	U
Nitrate/Nitrite USEPA 353.2 (mg/L)	2.43	1		2.06	2		1.22	1	
Alkalinity SM 2320B (mg/L)	179	5		183	5		186	5	
Carbon Dioxide SM 2320B (mg/L)[1]	78.8	2.2		80.5	2.2		81.8	2.2	
Sulfate USEPA 9056A (mg/L)	37.9	2		35.9	2		35.2	1	
Sulfide SM 9034 (mg/L)	<	1	U	<	1	U	<	1	U
Dissolved Organic Carbon SM 9060A (mg/L)	<	5	U	<	5	U	7.1	5	

Notes:
Analysis methods listed are accurate for most current sampling event. Previous analysis methods may be different.

[1]Carbon dioxide calculated from alkalinity results. Values for 2003 and 2004 were modified to be consistent with previous years' results.

< = less than reporting limit
µg/L = micrograms per liter
ID = identification number
J = estimated
LOQ = limit of quantification
mg/L = milligrams per liter
Qual = qualifier
RL = reporting limit
RSK = Robert S. Kerr Environmental Research Laboratory
SM = Standard Method
U = nondetect
USEPA = United States Environmental Protection Agency

TABLE E.2.3-14
CORNHUSKER ARMY AMMUNITION PLANT
WELL CA250-NATURAL ATTENUATION PARAMETERS

FIELD ID	CA250			CA250			CA250			CA250			CA250			CA250			CA250		
COLLECT DATE	None			None			3/5/2013			2/28/2012			3/2/2011			3/10/2010			3/4/2009		
	Result	RL	Qual	Result	RL	Qual	Result	RL	Qual	Result	RL	Qual	Result	RL	Qual	Result	RL	Qual	Result	RL	Qual
NATURAL ATTENUATION PARAMETERS																					
Methane RSK-175 (µg/L)							<	5	U	<	5	U	<	5	UJ	<	5	U	<	0.31	U
Total Kjeldahl Nitrogen USEPA 351.2 (mg/L)							0.648	1	J	1.6	1		<	1	UJ	<	1	U	<	1	U
Ammonia USEPA 350.1 (mg/L)	**Abandoned**			**Not Sampled**			<	0.25	U	<	0.25	U	<	0.25	UJ	<	0.1	U	<	0.05	U
Nitrate/Nitrite USEPA 353.2 (mg/L)	**2016**			**in 2014, 2015, 2016**			6.62	0.1		11	0.1		7.6	0.1		6.9	0.1		9.4	0.5	
Alkalinity SM 2320B (mg/L)							160	1.25		161	1.25		148	1		150	5		190	8	
Carbon Dioxide SM 2320B (mg/L)[1]							71	10		72	1.25		66	0.4		65	2.2		84	0.22	
Sulfate USEPA 9056A (mg/L)							16	1		89	2		51	1		42	5		51	20	
Sulfide SM 9034 (mg/L)							0.2	2	J	0.4	2	J	0.4	2	J	<	4	U	<	1	U
Dissolved Organic Carbon SM 9060A (mg/L)							2.93	1		2.6	1		3.0	1		2.1	1		4.6	1	

Notes:
Analysis methods listed are accurate for most current sampling event. Previous analysis methods may be different.

[1]Carbon dioxide calculated from alkalinity results. Values for 2003 and 2004 were modified to be consistent with previous years' results.

< = less than reporting limit
µg/L = micrograms per liter
ID = identification number
J = estimated
LOQ = limit of quantification
mg/L = milligrams per liter
Qual = qualifier
RL = reporting limit
RSK = Robert S. Kerr Environmental Research Laboratory
SM = Standard Method
U = nondetect
USEPA = United States Environmental Protection Agency

TABLE E.2.3-14
CORNHUSKER ARMY AMMUNITION PLANT
WELL CA250-NATURAL ATTENUATION PARAMETERS

FIELD ID	CA250			CA250			CA250			CA250			CA250			CA250			CA250		
COLLECT DATE	3/5/2008			3/8/2007			3/9/2006			3/9/2005			3/16/2004			3/12/2003			3/14/2002		
	Result	RL	Qual	Result	RL	Qual	Result	RL	Qual	Result	RL	Qual	Result	RL	Qual	Result	RL	Qual	Result	RL	Qual
NATURAL ATTENUATION PARAMETERS																					
Methane RSK-175 (µg/L)	<	1.7	U	<	0.87	U	<	0.87	U	<	0.87	U	<	2	U	<	2	U	<	2.0	U
Total Kjeldahl Nitrogen USEPA 351.2 (mg/L)	<	1	U	<	1	U	<	1	U	<	1	U	1.3	0.2		1.50	0.20		0.31	0.20	
Ammonia USEPA 350.1 (mg/L)	<	0.05	U	<	0.05	U	<	0.05	U	<	0.05	U	0.34	0.2		<	0.2	U	<	0.20	U
Nitrate/Nitrite USEPA 353.2 (mg/L)	17	0.5		17	1		12	0.25		6	0.25		12	1		11	0.5		18	1.0	
Alkalinity SM 2320B (mg/L)	120	2		150	8		130	8		160	8		130	5		150	5		160	5.0	
Carbon Dioxide SM 2320B (mg/L)[1]	53	0.88		67	0.88		58	0.88		70	0.1		57	0.7		66	1		70	1.0	
Sulfate USEPA 9056A (mg/L)	55	20		47	20		74	20		38	10		98	2		140	25	H	110	2.0	
Sulfide SM 9034 (mg/L)	<	1	U	<	1	U	<	1	U	<	1	U	0.8	1	J	<	1.00	U	0.90	1.0	J
Dissolved Organic Carbon SM 9060A (mg/L)	2.7	1		2.3	1		2	1		1.3	1		2.2	1		2.8	1.0		3.5	1.0	

Notes:
Analysis methods listed are accurate for most current sampling event. Previous analysis methods may be different.

[1]Carbon dioxide calculated from alkalinity results. Values for 2003 and 2004 were modified to be consistent with previous years' results.

< = less than reporting limit
µg/L = micrograms per liter
ID = identification number
J = estimated
LOQ = limit of quantification
mg/L = milligrams per liter
Qual = qualifier
RL = reporting limit
RSK = Robert S. Kerr Environmental Research Laboratory
SM = Standard Method
U = nondetect
USEPA = United States Environmental Protection Agency

TABLE E.2.3-14
CORNHUSKER ARMY AMMUNITION PLANT
WELL CA250-NATURAL ATTENUATION PARAMETERS

FIELD ID	CA250			CA250			CA250			CA250		
COLLECT DATE	3/15/2001			3/15/2000			3/22/1999			6/15/1998		
	Result	RL	Qual	Result	RL	Qual	Result	RL	Qual	Result	RL	Qual
NATURAL ATTENUATION PARAMETERS												
Methane RSK-175 (µg/L)	<	1	U	<	1	U	<	1	U	<	1	U
Total Kjeldahl Nitrogen USEPA 351.2 (mg/L)	0.149	0.1		0.113	0.1		<	0.1	U	<	0.1	U
Ammonia USEPA 350.1 (mg/L)	<	0.1	U	<	0.1	U	<	0.1	U	<	0.1	U
Nitrate/Nitrite USEPA 353.2 (mg/L)	18.3	0.5		16.2	1		18.5	1		15.2	1	
Alkalinity SM 2320B (mg/L)	132	5		162	5		156	5		125	5	
Carbon Dioxide SM 2320B (mg/L)[1]	58.1	5		71.3	2.2		68.6	2.2		55.0	2.2	
Sulfate USEPA 9056A (mg/L)	55.2	5		44.7	2		56.4	5		38.4	1	
Sulfide SM 9034 (mg/L)	<	1	U	<	1	U	<	1	U	<	1	U
Dissolved Organic Carbon SM 9060A (mg/L)	6.20	5		<	5	U	<	5	U	7.6	5	

Notes:
Analysis methods listed are accurate for most current sampling event. Previous analysis methods may be different.

[1]Carbon dioxide calculated from alkalinity results. Values for 2003 and 2004 were modified to be consistent with previous years' results.

< = less than reporting limit
µg/L = micrograms per liter
ID = identification number
J = estimated
LOQ = limit of quantification
mg/L = milligrams per liter
Qual = qualifier
RL = reporting limit
RSK = Robert S. Kerr Environmental Research Laboratory
SM = Standard Method
U = nondetect
USEPA = United States Environmental Protection Agency

TABLE E.2.3-15
CORNHUSKER ARMY AMMUNITION PLANT
WELL CA251-NATURAL ATTENUATION PARAMETERS

FIELD ID	CA251			CA251			CA251			CA251			CA251			CA251			CA251		
COLLECT DATE	None			None			3/5/2013			2/28/2012			3/2/2011			3/10/2010			3/4/2009		
	Result	RL	Qual	Result	RL	Qual	Result	RL	Qual	Result	RL	Qual	Result	RL	Qual	Result	RL	Qual	Result	RL	Qual
NATURAL ATTENUATION PARAMETERS																					
Methane RSK-175 (µg/L)							<	5	U	<	5	U	<	5	UJ	<	5	U	<	0.31	U
Total Kjeldahl Nitrogen USEPA 351.2 (mg/L)							0.847	1	J	<	1	U	<	1	U	<	1	U	<	1	U
Ammonia USEPA 350.1 (mg/L)	**Abandoned**			**Not Sampled**			<	0.25	U	<	0.25	U	<	0.25	UJ	0.088	0.1	J	<	0.05	U
Nitrate/Nitrite USEPA 353.2 (mg/L)	**2016**			**in 2014, 2015, 2016**			22	0.1		24	0.1		24	0.1		35	0.5		28	1	
Alkalinity SM 2320B (mg/L)							170	1.25		168	1.25		168	1		150	5		160	8	
Carbon Dioxide SM 2320B (mg/L)[1]							76	10		75	1.25		75	0.4		68	2.2		72	0.22	
Sulfate USEPA 9056A (mg/L)							70	1		65	1		61	1		75	25		64	20	
Sulfide SM 9034 (mg/L)							0.2	2	J	0.4	2	J	0.2	2	J	<	4	U	<	1	U
Dissolved Organic Carbon SM 9060A (mg/L)							3.27	1		2.5	1		3.3	1		2.5	1		4.7	1	

Notes:
Analysis methods listed are accurate for most current sampling event. Previous analysis methods may be different.

[1]Carbon dioxide calculated from alkalinity results. Values for 2003 and 2004 were modified to be consistent with previous years' results.

< = less than reporting limit
µg/L = micrograms per liter
ID = identification number
J = estimated
LOQ = limit of quantification
mg/L = milligrams per liter
Qual = qualifier
RL = reporting limit
RSK = Robert S. Kerr Environmental Research Laboratory
SM = Standard Method
U = nondetect
USEPA = United States Environmental Protection Agency

TABLE E.2.3-15
CORNHUSKER ARMY AMMUNITION PLANT
WELL CA251-NATURAL ATTENUATION PARAMETERS

FIELD ID	CA251			CA251			CA251			CA251			CA251			CA251			CA251		
COLLECT DATE	3/6/2008			3/8/2007			3/9/2006			3/9/2005			3/10/2004			3/12/2003			3/14/2002		
	Result	RL	Qual	Result	RL	Qual	Result	RL	Qual	Result	RL	Qual	Result	RL	Qual	Result	RL	Qual	Result	RL	Qual
NATURAL ATTENUATION PARAMETERS																					
Methane RSK-175 (µg/L)	<	1.7	U	<	0.87	U	<	0.87	U	<	0.87	U	<	2	U	<	2	U	<	2.0	U
Total Kjeldahl Nitrogen USEPA 351.2 (mg/L)	<	1	U	<	1	U	<	1	U	<	1	U	1.5	0.2		0.12	0.2	J	0.29	0.20	
Ammonia USEPA 350.1 (mg/L)	<	0.05	U	<	0.05	U	<	0.05	U	<	0.05	U	0.16	0.2	J	<	0.2	U	<	0.20	U
Nitrate/Nitrite USEPA 353.2 (mg/L)	38	1		40	1		35	1		29	1		34	1		27	1		24	1.0	
Alkalinity SM 2320B (mg/L)	140	2		120	8		100	8		100	8		89	5		110	5		120	5.0	
Carbon Dioxide SM 2320B (mg/L)[1]	62	0.88		53	0.88		46	0.88		44	0.1		39	1.4		48	1		53	1.0	
Sulfate USEPA 9056A (mg/L)	59	20		58	20		61	20		46	10		42	2		39	1		42	2.0	
Sulfide SM 9034 (mg/L)	<	1	U	<	1	U	<	1	U	<	1	U	<	1	U	1.10	1.00		0.60	1.0	J
Dissolved Organic Carbon SM 9060A (mg/L)	3.4	1		2.4	1		2.2	1		1.8	1		1.9	1		1.5	1.0		2.3	1.0	

Notes:
Analysis methods listed are accurate for most current sampling event. Previous analysis methods may be different.

[1]Carbon dioxide calculated from alkalinity results. Values for 2003 and 2004 were modified to be consistent with previous years' results.

< = less than reporting limit
µg/L = micrograms per liter
ID = identification number
J = estimated
LOQ = limit of quantification
mg/L = milligrams per liter
Qual = qualifier
RL = reporting limit
RSK = Robert S. Kerr Environmental Research Laboratory
SM = Standard Method
U = nondetect
USEPA = United States Environmental Protection Agency

TABLE E.2.3-15
CORNHUSKER ARMY AMMUNITION PLANT
WELL CA251-NATURAL ATTENUATION PARAMETERS

FIELD ID	CA251			CA251			CA251			CA251		
COLLECT DATE	3/15/2001			3/15/2000			3/22/1999			6/15/1998		
	Result	RL	Qual	Result	RL	Qual	Result	RL	Qual	Result	RL	Qual
NATURAL ATTENUATION PARAMETERS												
Methane RSK-175 (µg/L)	<	1	U	<	1	U	<	1	U	<	1	U
Total Kjeldahl Nitrogen USEPA 351.2 (mg/L)	<	0.1	U	0.113	0.1		<	0.1	U	<	0.1	U
Ammonia USEPA 350.1 (mg/L)	<	0.1	U	<	0.1	U	<	0.1	U	<	0.1	U
Nitrate/Nitrite USEPA 353.2 (mg/L)	24	0.5		20.8	1		20.4	1		21.2	1	
Alkalinity SM 2320B (mg/L)	104	5		138	5		156	5		141	5	
Carbon Dioxide SM 2320B (mg/L)[1]	45.8	5		60.7	2.2		68.6	2.2		62.0	2.2	
Sulfate USEPA 9056A (mg/L)	37.6	5		36.6	2		45.6	5		33.6	1	
Sulfide SM 9034 (mg/L)	<	1	U	<	1	UJ	<	1	U	<	1	U
Dissolved Organic Carbon SM 9060A (mg/L)	6.20	5		<	5	U	<	5	U	6.9	5	

Notes:
Analysis methods listed are accurate for most current sampling event. Previous analysis methods may be different.

[1]Carbon dioxide calculated from alkalinity results. Values for 2003 and 2004 were modified to be consistent with previous years' results.

< = less than reporting limit
µg/L = micrograms per liter
ID = identification number
J = estimated
LOQ = limit of quantification
mg/L = milligrams per liter
Qual = qualifier
RL = reporting limit
RSK = Robert S. Kerr Environmental Research Laboratory
SM = Standard Method
U = nondetect
USEPA = United States Environmental Protection Agency

TABLE E.2.3-16
CORNHUSKER ARMY AMMUNITION PLANT
WELL CA252-NATURAL ATTENUATION PARAMETERS

FIELD ID	CA252			CA252			CA252			CA252			CA252			CA252			CA252		
COLLECT DATE	None			None			3/5/2013			2/28/2012			3/2/2011			3/10/2010			3/4/2009		
	Result	RL	Qual	Result	RL	Qual	Result	RL	Qual	Result	RL	Qual	Result	RL	Qual	Result	RL	Qual	Result	RL	Qual
NATURAL ATTENUATION PARAMETERS																					
Methane RSK-175 (µg/L)							<	5	U	<	5	U	<	5	UJ	<	5	U	<	0.31	U
Total Kjeldahl Nitrogen USEPA 351.2 (mg/L)							0.119	1	J	<	1	U	0.42	1	J	<	1	U	<	1	U
Ammonia USEPA 350.1 (mg/L)	**Abandoned**			**Not Sampled**			<	0.25	U	<	0.25	U	<	0.25	UJ	0.07	0.1	J	<	0.05	U
Nitrate/Nitrite USEPA 353.2 (mg/L)	**2016**			**in 2014, 2015, 2016**			14.90	0.1		13	0.1		8.4	0.1		13	0.2		14	0.5	
Alkalinity SM 2320B (mg/L)							225	1.25		215	1.25		218	1		200	5		220	8	
Carbon Dioxide SM 2320B (mg/L)[1]							100	10		96	1.25		97	0.4		87	2.2		96	0.22	
Sulfate USEPA 9056A (mg/L)							71	1		77	1		62	1		76	25		77	20	
Sulfide SM 9034 (mg/L)							0.401	2	J	0.2	2	J	0.2	2	J	<	4	U	<	1	U
Dissolved Organic Carbon SM 9060A (mg/L)							3.68	1		3.2	1		3.3	1		2.6	1		3.1	1	

Notes:
Analysis methods listed are accurate for most current sampling event. Previous analysis methods may be different.

[1]Carbon dioxide calculated from alkalinity results. Values for 2003 and 2004 were modified to be consistent with previous years' results.

< = less than reporting limit
µg/L = micrograms per liter
ID = identification number
J = estimated
LOQ = limit of quantification
mg/L = milligrams per liter
Qual = qualifier
RL = reporting limit
RSK = Robert S. Kerr Environmental Research Laboratory
SM = Standard Method
U = nondetect
USEPA = United States Environmental Protection Agency

TABLE E.2.3-16
CORNHUSKER ARMY AMMUNITION PLANT
WELL CA252-NATURAL ATTENUATION PARAMETERS

FIELD ID	CA252			CA252			CA252			CA252			CA252			CA252			CA252		
COLLECT DATE	3/6/2008			3/8/2007			3/9/2006			3/9/2005			3/10/2004			3/12/2003			3/14/2002		
	Result	RL	Qual	Result	RL	Qual	Result	RL	Qual	Result	RL	Qual	Result	RL	Qual	Result	RL	Qual	Result	RL	Qual
NATURAL ATTENUATION PARAMETERS																					
Methane RSK-175 (µg/L)	<	1.7	U	<	0.87	U	<	0.87	U	<	0.87	U	<	2	U	<	2	U	<	2.0	U
Total Kjeldahl Nitrogen USEPA 351.2 (mg/L)	<	1	U	<	1	U	<	1	U	<	1	U	1.6	0.2		0.32	0.2		0.18	0.20	J
Ammonia USEPA 350.1 (mg/L)	<	0.05	U	0.051	0.05		<	0.05	U	<	0.05	U	0.11	0.2	J	<	0.2	U	<	0.20	U
Nitrate/Nitrite USEPA 353.2 (mg/L)	20	0.5		33	1		23	1.3		12	1		25	1		29	1		23	1.0	
Alkalinity SM 2320B (mg/L)	180	2		160	8		160	8		170	8		160	5		190	5		180	5.0	
Carbon Dioxide SM 2320B (mg/L)[1]	79	0.88		69	0.88		70	0.88		75	0.1		70	0.6		84	1		79	1.0	
Sulfate USEPA 9056A (mg/L)	88	20		52	20		55	20		51	10		52	2		49	1		51	2.0	
Sulfide SM 9034 (mg/L)	<	1	U	<	1	U	<	1	U	<	1	U	<	1	U	1.1	1		1.3	1.0	
Dissolved Organic Carbon SM 9060A (mg/L)	3.2	1		2.2	1		2.2	1		2.3	1		2.5	1		2.1	1.0		3.0	1.0	

Notes:
Analysis methods listed are accurate for most current sampling event. Previous analysis methods may be different.

[1]Carbon dioxide calculated from alkalinity results. Values for 2003 and 2004 were modified to be consistent with previous years' results.

< = less than reporting limit
µg/L = micrograms per liter
ID = identification number
J = estimated
LOQ = limit of quantification
mg/L = milligrams per liter
Qual = qualifier
RL = reporting limit
RSK = Robert S. Kerr Environmental Research Laboratory
SM = Standard Method
U = nondetect
USEPA = United States Environmental Protection Agency

TABLE E.2.3-16
CORNHUSKER ARMY AMMUNITION PLANT
WELL CA252-NATURAL ATTENUATION PARAMETERS

FIELD ID	CA252			CA252			CA252			CA252		
COLLECT DATE	3/15/2001			3/15/2000			3/22/1999			6/15/1998		
	Result	RL	Qual	Result	RL	Qual	Result	RL	Qual	Result	RL	Qual
NATURAL ATTENUATION PARAMETERS												
Methane RSK-175 (µg/L)	<	1	U	<	1	U	<	1	U	<	1	U
Total Kjeldahl Nitrogen USEPA 351.2 (mg/L)	0.115	0.1		0.102	0.1		<	0.1	U	0.03	0.1	J
Ammonia USEPA 350.1 (mg/L)	<	0.1	U	<	0.1	U	<	0.1	U	<	0.1	U
Nitrate/Nitrite USEPA 353.2 (mg/L)	22.8	0.5		20.1	1		19.2	1		21.3	1	
Alkalinity SM 2320B (mg/L)	183	5		207	5		218	5		212	5	
Carbon Dioxide SM 2320B (mg/L)[1]	80.5	5		91.1	2.2		95.9	2.2		93.3	2.2	
Sulfate USEPA 9056A (mg/L)	47.8	5		48.4	2		54.7	5		43.2	1	
Sulfide SM 9034 (mg/L)	<	1	U	<	1	U	<	1	U	<	1	U
Dissolved Organic Carbon SM 9060A (mg/L)	10.90	5		5.90	5		11.7	5		7.2	5	

Notes:
Analysis methods listed are accurate for most current sampling event. Previous analysis methods may be different.

[1]Carbon dioxide calculated from alkalinity results. Values for 2003 and 2004 were modified to be consistent with previous years' results.

< = less than reporting limit
µg/L = micrograms per liter
ID = identification number
J = estimated
LOQ = limit of quantification
mg/L = milligrams per liter
Qual = qualifier
RL = reporting limit
RSK = Robert S. Kerr Environmental Research Laboratory
SM = Standard Method
U = nondetect
USEPA = United States Environmental Protection Agency

TABLE E.2.3-17
CORNHUSKER ARMY AMMUNITION PLANT
WELL CA253-NATURAL ATTENUATION PARAMETERS

FIELD ID	CA253			CA253			CA253			CA253			CA253			CA253			CA253		
COLLECT DATE	None			None			3/6/2013			2/28/2012			3/2/2011			3/8/2010			3/4/2009		
	Result	RL	Qual	Result	RL	Qual	Result	RL	Qual	Result	RL	Qual	Result	RL	Qual	Result	RL	Qual	Result	RL	Qual
NATURAL ATTENUATION PARAMETERS																					
Methane RSK-175 (µg/L)							5.8	5		9.4	5		10	5		19	5		4.7	0.31	
Total Kjeldahl Nitrogen USEPA 351.2 (mg/L)							0.615	1	J	<	1	UJ	0.374	1	J	0.34	1	J	<	1	U
Ammonia USEPA 350.1 (mg/L)	**Abandoned**			**Not Sampled**			0.338	0.25		0.293	0.25		<	0.25	UJ	0.086	0.1	J	0.07	0.05	
Nitrate/Nitrite USEPA 353.2 (mg/L)	**2016**			**in 2014, 2015, 2016**			<	0.1	U	<	0.1	U	<	0.1	UJ	<	0.1	U	<	0.05	U
Alkalinity SM 2320B (mg/L)							190	1.25		181	1.25		182	1		190	5		200	8	
Carbon Dioxide SM 2320B (mg/L)[1]							84	10		80	1.25		81	0.4		84	2.2		88	0.22	
Sulfate USEPA 9056A (mg/L)							52.5	1		50	1		47	1		41	5		35	20	
Sulfide SM 9034 (mg/L)							<	2	U	0.4	2	J	0.2	2	J	<	4	U	<	1	U
Dissolved Organic Carbon SM 9060A (mg/L)							2.71	1		1.7	1		2.1	1		1.1	1		1.9	1	

Notes:
Analysis methods listed are accurate for most current sampling event. Previous analysis methods may be different.

[1]Carbon dioxide calculated from alkalinity results. Values for 2003 and 2004 were modified to be consistent with previous years' results.

< = less than reporting limit
µg/L = micrograms per liter
ID = identification number
J = estimated
LOQ = limit of quantification
mg/L = milligrams per liter
Qual = qualifier
RL = reporting limit
RSK = Robert S. Kerr Environmental Research Laboratory
SM = Standard Method
U = nondetect
USEPA = United States Environmental Protection Agency

TABLE E.2.3-17
CORNHUSKER ARMY AMMUNITION PLANT
WELL CA253-NATURAL ATTENUATION PARAMETERS

FIELD ID	CA253			CA253			CA253			CA253			CA253			CA253			CA253		
COLLECT DATE	3/5/2008			3/8/2007			3/9/2006			3/10/2005			3/10/2004			3/12/2003			3/13/2002		
	Result	RL	Qual	Result	RL	Qual	Result	RL	Qual	Result	RL	Qual	Result	RL	Qual	Result	RL	Qual	Result	RL	Qual
NATURAL ATTENUATION PARAMETERS																					
Methane RSK-175 (µg/L)	2	1.7		1.3	0.87		0.57	0.87	J	0.94	0.87		<	2	U	<	2	U	<	2.0	U
Total Kjeldahl Nitrogen USEPA 351.2 (mg/L)	<	1	U	<	1	U	<	1	U	1.4	1		<	0.25	U	0.26	0.2		0.28	0.20	
Ammonia USEPA 350.1 (mg/L)	0.097	0.05		0.081	0.05		0.079	0.05		0.08	0.05		0.21	0.2		0.14	0.2	J	0.1	0.20	J
Nitrate/Nitrite USEPA 353.2 (mg/L)	<	0.05	U	<	0.05	U	<	0.05	U	<	0.05	U	<	0.1	UJ	<	0.1	U	0.084	0.10	J
Alkalinity SM 2320B (mg/L)	180	2		180	8		180	8		180	8		170	5		180	5		190	5.0	
Carbon Dioxide SM 2320B (mg/L)[1]	79	0.88		79	0.88		77	0.88		79	0.1		75	0.2		79	1		84	1.0	
Sulfate USEPA 9056A (mg/L)	32	20		30	10		30	10		29	10		31	2		31	5		32	1.0	
Sulfide SM 9034 (mg/L)	<	1	U	<	1	U	<	1	U	<	1	U	<	1	U	0.9	1	J	<	1.0	U
Dissolved Organic Carbon SM 9060A (mg/L)	1.5	1		<	1	U	<	1	U	<	1	U	<	1.2	U	<	1	U	1.7	1.0	

Notes:
Analysis methods listed are accurate for most current sampling event. Previous analysis methods may be different.

[1]Carbon dioxide calculated from alkalinity results. Values for 2003 and 2004 were modified to be consistent with previous years' results.

< = less than reporting limit
µg/L = micrograms per liter
ID = identification number
J = estimated
LOQ = limit of quantification
mg/L = milligrams per liter
Qual = qualifier
RL = reporting limit
RSK = Robert S. Kerr Environmental Research Laboratory
SM = Standard Method
U = nondetect
USEPA = United States Environmental Protection Agency

TABLE E.2.3-17
CORNHUSKER ARMY AMMUNITION PLANT
WELL CA253-NATURAL ATTENUATION PARAMETERS

FIELD ID	CA253			CA253			CA253			CA253		
COLLECT DATE	3/20/2001			3/7/2000			3/17/1999			6/12/1998		
	Result	RL	Qual	Result	RL	Qual	Result	RL	Qual	Result	RL	Qual
NATURAL ATTENUATION PARAMETERS												
Methane RSK-175 (µg/L)	<	1.3	U	0.91	1	J	<	1.95	U	1.61	1	
Total Kjeldahl Nitrogen USEPA 351.2 (mg/L)	0.244	0.1		0.635	0.1		<	0.1	U	<	0.1	U
Ammonia USEPA 350.1 (mg/L)	<	0.1	U	<	0.1	U	<	0.1	U	0.11	0.1	
Nitrate/Nitrite USEPA 353.2 (mg/L)	<	0.5	U	<	1	U	<	1	U	<	1	U
Alkalinity SM 2320B (mg/L)	168	5		175	5		183	5		178	5	
Carbon Dioxide SM 2320B (mg/L)[1]	73.9	5		77.0	2.2		80.5	2.2		78.3	2.2	
Sulfate USEPA 9056A (mg/L)	32.9	5		30.1	2		30.6	5		26.9	1	
Sulfide SM 9034 (mg/L)	<	1	U	<	1	U	<	1	U	<	1	U
Dissolved Organic Carbon SM 9060A (mg/L)	<	5	U	<	5	U	10.5	5		6.8	5	

Notes:
Analysis methods listed are accurate for most current sampling event. Previous analysis methods may be different.

[1]Carbon dioxide calculated from alkalinity results. Values for 2003 and 2004 were modified to be consistent with previous years' results.

< = less than reporting limit
µg/L = micrograms per liter
ID = identification number
J = estimated
LOQ = limit of quantification
mg/L = milligrams per liter
Qual = qualifier
RL = reporting limit
RSK = Robert S. Kerr Environmental Research Laboratory
SM = Standard Method
U = nondetect
USEPA = United States Environmental Protection Agency

TABLE E.2.3-18
CORNHUSKER ARMY AMMUNITION PLANT
WELL CA260-NATURAL ATTENUATION PARAMETERS

FIELD ID	CA260			CA260			CA260			CA260			CA260			CA260			CA260		
COLLECT DATE	None			3/5/2013			2/28/2012			None			3/7/2007			3/9/2006			3/9/2005		
	Result	RL	Qual	Result	RL	Qual	Result	RL	Qual	Result	RL	Qual	Result	RL	Qual	Result	RL	Qual	Result	RL	Qual
NATURAL ATTENUATION PARAMETERS																					
Methane RSK-175 (µg/L)				<	5	U	<	5	U				<	0.87	U	<	0.87	U	<	0.87	U
Total Kjeldahl Nitrogen USEPA 351.2 (mg/L)				<	1	UJ	<	1	U				<	1	U	<	1	U	<	1	U
Ammonia USEPA 350.1 (mg/L)	**Abandoned**			<	0.25	U	<	0.25	U	**Not Sampled**			<	0.05	U	<	0.05	U	0.06	0.05	
Nitrate/Nitrite USEPA 353.2 (mg/L)	**2013**			1.72	0.1		12	0.1		**in 2008, 2009, 2010,**			9.8	1		13	0.5	J	16	0.5	
Alkalinity SM 2320B (mg/L)				215	1.25		107	1.25		**2011**			120	8		170	8		190	8	
Carbon Dioxide SM 2320B (mg/L)[1]				96	10		48	10					53	0.88		74	0.88		84	0.1	
Sulfate USEPA 9056A (mg/L)				132	10		132	5					24	10		79	20		89	20	
Sulfide SM 9034 (mg/L)				0.2	2	J	0.2	2	J				<	1	U	<	1	U	<	1	U
Dissolved Organic Carbon SM 9060A (mg/L)				3.47	1		3.1	1					4.2	1		2.8	1		3.3	1	

Notes:
Analysis methods listed are accurate for most current sampling event. Previous analysis methods may be different.

[1]Carbon dioxide calculated from alkalinity results. Values for 2003 and 2004 were modified to be consistent with previous years' results.

< = less than reporting limit
µg/L = micrograms per liter
ID = identification number
J = estimated
LOQ = limit of quantification
mg/L = milligrams per liter
Qual = qualifier
RL = reporting limit
RSK = Robert S. Kerr Environmental Research Laboratory
SM = Standard Method
U = nondetect
USEPA = United States Environmental Protection Agency

TABLE E.2.3-18
CORNHUSKER ARMY AMMUNITION PLANT
WELL CA260-NATURAL ATTENUATION PARAMETERS

FIELD ID	CA260			CA260			CA260			CA260			CA260			CA260			CA260		
COLLECT DATE	3/10/2004			3/12/2003			3/13/2002			3/15/2001			3/8/2000			3/18/1999			6/11/1998		
	Result	RL	Qual	Result	RL	Qual	Result	RL	Qual	Result	RL	Qual	Result	RL	Qual	Result	RL	Qual	Result	RL	Qual
NATURAL ATTENUATION PARAMETERS																					
Methane RSK-175 (µg/L)	<	2	U	<	2	U	<	2.0	U	<	1	U	<	1	U	<	1	U	1.03	1	
Total Kjeldahl Nitrogen USEPA 351.2 (mg/L)	1.7	0.2		0.56	0.2		0.29	0.20		0.154	0.1		<	0.1	U	<	0.1	U	<	0.1	U
Ammonia USEPA 350.1 (mg/L)	0.17	0.2	J	0.13	0.2	J	<	0.20	U	<	0.1	U	<	0.1	U	<	0.1	U	0.071	0.1	J
Nitrate/Nitrite USEPA 353.2 (mg/L)	26	1		15	0.5		17	0.50		9.02	0.5		12.1	1		15	1		23.9	1	
Alkalinity SM 2320B (mg/L)	120	5		150	5		160	5.0		32.6	5		139	5		101	5		62.5	5	
Carbon Dioxide SM 2320B (mg/L)[1]	53	0.4		66	1		70	1.0		14.3	5		61.2	2.2		44.4	2.2		27.5	2.2	
Sulfate USEPA 9056A (mg/L)	71	2		94	25		96	2.0		15.4	5		74.7	2		77.7	5		51.8	1	
Sulfide SM 9034 (mg/L)	<	1	U	1.2	1		<	1.0	U	<	1	U	<	1	U	<	1	U	<	1	U
Dissolved Organic Carbon SM 9060A (mg/L)	4	1		3.4	1		3.5	1.0		10.1	5		<	5	U	16.4	5		5.1	5	

Notes:
Analysis methods listed are accurate for most current sampling event. Previous analysis methods may be different.

[1]Carbon dioxide calculated from alkalinity results. Values for 2003 and 2004 were modified to be consistent with previous years' results.

< = less than reporting limit
µg/L = micrograms per liter
ID = identification number
J = estimated
LOQ = limit of quantification
mg/L = milligrams per liter
Qual = qualifier
RL = reporting limit
RSK = Robert S. Kerr Environmental Research Laboratory
SM = Standard Method
U = nondetect
USEPA = United States Environmental Protection Agency

TABLE E.2.3-19
CORNHUSKER ARMY AMMUNITION PLANT
WELL CA261-NATURAL ATTENUATION PARAMETERS

FIELD ID	CA261			CA261			CA261			CA261			CA261			CA261			CA261		
COLLECT DATE	None			3/5/2013			2/28/2012			None			3/7/2007			3/9/2006			3/9/2005		
	Result	RL	Qual	Result	RL	Qual	Result	RL	Qual	Result	RL	Qual	Result	RL	Qual	Result	RL	Qual	Result	RL	Qual
NATURAL ATTENUATION PARAMETERS																					
Methane RSK-175 (µg/L)				<	5	U	<	5	U				<	0.87	U	<	0.87	U	<	0.87	U
Total Kjeldahl Nitrogen USEPA 351.2 (mg/L)				0.046	1	J	<	1	U				<	1	U	<	1	U	<	1	U
Ammonia USEPA 350.1 (mg/L)	**Abandoned**			<	0.25	U	<	0.25	U	**Not Sampled**			<	0.05	U	<	0.05	U	0.05	0.05	
Nitrate/Nitrite USEPA 353.2 (mg/L)	**2013**			23.3	0.1		27	0.1		**in 2008, 2009, 2010,**			21	1		14	0.5		22	0.5	
Alkalinity SM 2320B (mg/L)				110	1.25		91	1.25		**2011**			140	8		120	8		110	8	U
Carbon Dioxide SM 2320B (mg/L)[1]				49	10		40	10					60	0.88		51	0.88		48	0.1	
Sulfate USEPA 9056A (mg/L)				76.3	1		57	1					71	10		65	20		53	20	
Sulfide SM 9034 (mg/L)				0.2	2	J	0.2	2	J				<	1	U	<	1	U	<	1	U
Dissolved Organic Carbon SM 9060A (mg/L)				3.07	1		2.1	1					2.2	1		2.3	1		2.5	1	

Notes:
Analysis methods listed are accurate for most current sampling event. Previous analysis methods may be different.

[1]Carbon dioxide calculated from alkalinity results. Values for 2003 and 2004 were modified to be consistent with previous years' results.

< = less than reporting limit
µg/L = micrograms per liter
ID = identification number
J = estimated
LOQ = limit of quantification
mg/L = milligrams per liter
Qual = qualifier
RL = reporting limit
RSK = Robert S. Kerr Environmental Research Laboratory
SM = Standard Method
U = nondetect
USEPA = United States Environmental Protection Agency

TABLE E.2.3-19
CORNHUSKER ARMY AMMUNITION PLANT
WELL CA261-NATURAL ATTENUATION PARAMETERS

FIELD ID	CA261			CA261			CA261			CA261			CA261			CA261			CA261		
COLLECT DATE	3/10/2004			3/11/2003			3/13/2002			3/15/2001			3/8/2000			3/18/1999			6/11/1998		
	Result	RL	Qual	Result	RL	Qual	Result	RL	Qual	Result	RL	Qual	Result	RL	Qual	Result	RL	Qual	Result	RL	Qual
NATURAL ATTENUATION PARAMETERS																					
Methane RSK-175 (µg/L)	<	2	U	<	2	U	<	2.0	U	<	1	U	<	1	U	<	1	U	<	1	U
Total Kjeldahl Nitrogen USEPA 351.2 (mg/L)	1.4	0.2		<	0.200	U	<	0.20	U	0.100	0.1		<	0.1	U	<	0.1	U	<	0.1	U
Ammonia USEPA 350.1 (mg/L)	0.16	0.2	J	<	0.2	U	<	0.20	U	<	0.1	U	<	0.1	U	<	0.1	U	<	0.1	U
Nitrate/Nitrite USEPA 353.2 (mg/L)	25	1		26	1	J	27	1.0		28.1	0.5		31.0	1		26.7	4		57.1	4	
Alkalinity SM 2320B (mg/L)	83	5		100	5		92	5.0		91.6	5		98.4	5		109	5		113	5	
Carbon Dioxide SM 2320B (mg/L)[1]	37	1.5		44	1		40	1.0		40.3	5		43.3	2.2		48.0	2.2		49.7	2.2	
Sulfate USEPA 9056A (mg/L)	58	2		50	1		44	1.0		43.8	5		39.9	2		50.7	5		40.2	1	
Sulfide SM 9034 (mg/L)	<	1	U	0.7	1	J	<	1.0	U	<	1	U	<	1	U	<	1	U	<	1	U
Dissolved Organic Carbon SM 9060A (mg/L)	2.5	1		2.2	1.0		2.6	1.0		5.20	5		<	5	U	15.8	5		2.9	5	J

Notes:
Analysis methods listed are accurate for most current sampling event. Previous analysis methods may be different.

[1]Carbon dioxide calculated from alkalinity results. Values for 2003 and 2004 were modified to be consistent with previous years' results.

< = less than reporting limit
µg/L = micrograms per liter
ID = identification number
J = estimated
LOQ = limit of quantification
mg/L = milligrams per liter
Qual = qualifier
RL = reporting limit
RSK = Robert S. Kerr Environmental Research Laboratory
SM = Standard Method
U = nondetect
USEPA = United States Environmental Protection Agency

TABLE E.2.3-20
CORNHUSKER ARMY AMMUNITION PLANT
WELL CA262-NATURAL ATTENUATION PARAMETERS

FIELD ID	CA262			CA262			CA262			CA262			CA262			CA262			CA262		
COLLECT DATE	None			3/6/2013			2/28/2012			None			3/7/2007			3/9/2006			3/9/2005		
	Result	RL	Qual	Result	RL	Qual	Result	RL	Qual	Result	RL	Qual	Result	RL	Qual	Result	RL	Qual	Result	RL	Qual
NATURAL ATTENUATION PARAMETERS																					
Methane RSK-175 (µg/L)				<	5	U	<	5	U				<	0.87	U	<	0.87	U	<	0.87	U
Total Kjeldahl Nitrogen USEPA 351.2 (mg/L)				<	1	U	<	1	U				<	1.0	U	<	1	U	<	1	U
Ammonia USEPA 350.1 (mg/L)	**Abandoned**			0.304	0.25		<	0.25	U	**Not Sampled**			<	0.050	U	<	0.05	U	<	0.05	U
Nitrate/Nitrite USEPA 353.2 (mg/L)	**2013**			13.4	0.1		13	0.1		**in 2008, 2009, 2010,**			11	1.0		6.5	0.25		9.8	0.25	
Alkalinity SM 2320B (mg/L)				205	1.25		189	1.25		**2011**			160	8		150	8		130	8	
Carbon Dioxide SM 2320B (mg/L)[1]				91	10		84	10					72	0.88		68	0.88		57	0.1	
Sulfate USEPA 9056A (mg/L)				74.7	1		70	1					40	10		43	20		62	10	
Sulfide SM 9034 (mg/L)				0.2	2	J	0.2	2	J				<	1	U	<	1	U	<	1	U
Dissolved Organic Carbon SM 9060A (mg/L)				2.04	1		<	1	U				1.1	1.0		1.1	1		1.9	1	

Notes:
Analysis methods listed are accurate for most current sampling event. Previous analysis methods may be different.

[1]Carbon dioxide calculated from alkalinity results. Values for 2003 and 2004 were modified to be consistent with previous years' results.

< = less than reporting limit
µg/L = micrograms per liter
ID = identification number
J = estimated
LOQ = limit of quantification
mg/L = milligrams per liter
Qual = qualifier
RL = reporting limit
RSK = Robert S. Kerr Environmental Research Laboratory
SM = Standard Method
U = nondetect
USEPA = United States Environmental Protection Agency

TABLE E.2.3-20
CORNHUSKER ARMY AMMUNITION PLANT
WELL CA262-NATURAL ATTENUATION PARAMETERS

FIELD ID	CA262			CA262			CA262			CA262			CA262			CA262			CA262		
COLLECT DATE	3/10/2004			3/11/2003			3/13/2002			3/15/2001			3/8/2000			3/18/1999			6/11/1998		
	Result	RL	Qual	Result	RL	Qual	Result	RL	Qual	Result	RL	Qual	Result	RL	Qual	Result	RL	Qual	Result	RL	Qual
NATURAL ATTENUATION PARAMETERS																					
Methane RSK-175 (µg/L)	<	2	U	<	2	U	<	2.0	U	<	1	U	<	1	U	<	1	U	1.13	1	
Total Kjeldahl Nitrogen USEPA 351.2 (mg/L)	0.8	0.2		0.34	0.2		0.21	0.20		<	0.1	U	<	0.1	U	<	0.1	U	<	0.1	U
Ammonia USEPA 350.1 (mg/L)	0.15	0.2	J	<	0.2	U	<	0.20	U	<	0.1	U	<	0.1	U	<	0.1	U	0.032	0.1	J
Nitrate/Nitrite USEPA 353.2 (mg/L)	9	1		15.0	0.5		9.9	0.50		12.6	0.5		10.5	2		12.8	1		9.05	1	
Alkalinity SM 2320B (mg/L)	150	5		180	5		190	5.0		191	5		215	5		231	5		218	5	
Carbon Dioxide SM 2320B (mg/L)[1]	66	0.3		79	1		84	1.0		84.0	5		94.6	2.2		102	2.2		95.9	2.2	
Sulfate USEPA 9056A (mg/L)	39	2		52	1		52	1.0		54.5	5		56.9	2		61.7	5		54.0	1	
Sulfide SM 9034 (mg/L)	<	1	U	<	1	U	<	1.0	U	<	1	U	<	1	U	<	1	U	<	1	U
Dissolved Organic Carbon SM 9060A (mg/L)	<	1.3	U	<	1.1	U	1.9	1.0		6.70	5		<	5	U	14.3	5		4.7	5	J

Notes:
Analysis methods listed are accurate for most current sampling event. Previous analysis methods may be different.

[1]Carbon dioxide calculated from alkalinity results. Values for 2003 and 2004 were modified to be consistent with previous years' results.

< = less than reporting limit
µg/L = micrograms per liter
ID = identification number
J = estimated
LOQ = limit of quantification
mg/L = milligrams per liter
Qual = qualifier
RL = reporting limit
RSK = Robert S. Kerr Environmental Research Laboratory
SM = Standard Method
U = nondetect
USEPA = United States Environmental Protection Agency

TABLE E.2.3-21
CORNHUSKER ARMY AMMUNITION PLANT
WELL CA270-NATURAL ATTENUATION PARAMETERS

FIELD ID	CA270					CA270					CA270			CA270			CA270		
COLLECT DATE	None					8/10/2015					8/7/2014			None			2/29/2012		
	Result	Qual	DL	LOD	LOQ	Result	Qual	DL	LOD	LOQ	Result	LOQ	Qual	Result	RL	Qual	Result	RL	Qual
NATURAL ATTENUATION PARAMETERS																			
Methane RSK-175 (µg/L)						<	U	0.22	0.80	5.0	<	5	U				<	5	U
Total Kjeldahl Nitrogen USEPA 351.2 (mg/L)						<	U	0.18	0.50	1.0	0.25	1	J				<	1	UJ
Ammonia USEPA 350.1 (mg/L)						<	U	0.022	0.050	0.10	0.059	0.1	J				0.187	0.25	J
Nitrate/Nitrite USEPA 353.2 (mg/L)	**No Analysis in 2016, 2017, 2018**					11		0.038	0.10	0.20	9.3	0.1		**No 2013 Sample**			9.1	0.1	
Alkalinity SM 2320B (mg/L)						180		1.1	3.2	5.0	130	5		**Well Dry**			167	1.25	
Carbon Dioxide SM 2320B (mg/L)[1]						80		1.1	3.2	5.0	58	5					74	1.25	
Sulfate USEPA 9056A (mg/L)						120		0.23	0.50	5.0	230	25					76	1	
Sulfide SM 9034 (mg/L)						<	U	0.79	1.9	4.0	<	4	UJ				0.4	2	J
Dissolved Organic Carbon SM 9060A (mg/L)						4.3		0.16	0.50	1.0	6.4	1					4.5	1	

Notes:
Analysis methods listed are accurate for most current sampling event. Previous analysis methods may be different.

[1]Carbon dioxide calculated from alkalinity results. Values for 2003 and 2004 were modified to be consistent with previous years' results.

< = less than reporting limit
µg/L = micrograms per liter
ID = identification number
J = estimated
LOQ = limit of quantification
mg/L = milligrams per liter
Qual = qualifier
RL = reporting limit
RSK = Robert S. Kerr Environmental Research Laboratory
SM = Standard Method
U = nondetect
USEPA = United States Environmental Protection Agency

TABLE E.2.3-21
CORNHUSKER ARMY AMMUNITION PLANT
WELL CA270-NATURAL ATTENUATION PARAMETERS

FIELD ID	CA270			CA270			CA270			CA270			CA270			CA270			CA270		
COLLECT DATE	3/2/2011			3/10/2010			3/3/2009			3/5/2008			3/7/2007			3/8/2006			3/8/2005		
	Result	RL	Qual	Result	RL	Qual	Result	RL	Qual	Result	RL	Qual	Result	RL	Qual	Result	RL	Qual	Result	RL	Qual
NATURAL ATTENUATION PARAMETERS																					
Methane RSK-175 (µg/L)	<	5	UJ	<	5	U	<	0.31	U	<	1.7	U	<	0.87	U	<	0.87	U	<	0.87	U
Total Kjeldahl Nitrogen USEPA 351.2 (mg/L)	<	1	U	<	1	U	<	1	U	<	1	UJ	<	1.0	U	<	1	U	<	1	U
Ammonia USEPA 350.1 (mg/L)	<	0.25	UJ	<	0.1	U	<	0.05	U	<	0.05	U	<	0.050	U	<	0.05	U	<	0.05	U
Nitrate/Nitrite USEPA 353.2 (mg/L)	10	0.1		6.5	0.1		5.9	0.5		16	0.5		19	1.0		14	0.5		6.4	0.25	
Alkalinity SM 2320B (mg/L)	168	1		160	5		140	8		160	2		160	8		140	8		200	8	
Carbon Dioxide SM 2320B (mg/L)[1]	75	0.4		70	2.2		63	0.22		70	0.88		70	0.88		63	0.88		88	0.1	
Sulfate USEPA 9056A (mg/L)	76	1		65	25		41	20		95	50		130	20		120	50		190	20	
Sulfide SM 9034 (mg/L)	0.2	2	J	<	4	U	<	1	U	<	1	U	<	1	U	<	1	U	<	1	U
Dissolved Organic Carbon SM 9060A (mg/L)	4.9	1		2.7	1		4.9	1		5	1		7.0	1.0		5.4	1		5.9	1	

Notes:
Analysis methods listed are accurate for most current sampling event. Previous analysis methods may be different.

[1]Carbon dioxide calculated from alkalinity results. Values for 2003 and 2004 were modified to be consistent with previous years' results.

< = less than reporting limit
µg/L = micrograms per liter
ID = identification number
J = estimated
LOQ = limit of quantification
mg/L = milligrams per liter
Qual = qualifier
RL = reporting limit
RSK = Robert S. Kerr Environmental Research Laboratory
SM = Standard Method
U = nondetect
USEPA = United States Environmental Protection Agency

TABLE E.2.3-21
CORNHUSKER ARMY AMMUNITION PLANT
WELL CA270-NATURAL ATTENUATION PARAMETERS

FIELD ID	CA270			CA270			CA270			CA270			CA270			CA270			CA270		
COLLECT DATE	3/16/2004			3/12/2003			3/14/2002			3/14/2001			3/15/2000			3/17/1999			6/10/1998		
	Result	RL	Qual	Result	RL	Qual	Result	RL	Qual	Result	RL	Qual	Result	RL	Qual	Result	RL	Qual	Result	RL	Qual
NATURAL ATTENUATION PARAMETERS																					
Methane RSK-175 (µg/L)	<	2	U	<	2	U	<	2.0	U	<	2.8	U	<	1	U	<	1	U	<	1	U
Total Kjeldahl Nitrogen USEPA 351.2 (mg/L)	3	0.2		0.55	0.2	J	0.67	0.20		0.139	0.1		0.221	0.1		<	0.1	U	<	0.1	U
Ammonia USEPA 350.1 (mg/L)	0.37	0.2		0.12	0.2	J	<	0.20	U	0.113	0.1		<	0.1	U	<	0.1	U	<	0.1	U
Nitrate/Nitrite USEPA 353.2 (mg/L)	11	1		11	0.5		8.9	1.0		7.09	0.5		5.63	1		4.39	1		6.78	1	
Alkalinity SM 2320B (mg/L)	140	5		180	5		170	5.0		146	5		149	5		132	5		178	5	
Carbon Dioxide SM 2320B (mg/L)[1]	62	0.9		79	1		75	1.0		64.2	5		65.6	2.2		58.1	2.2		78.3	2.2	
Sulfate USEPA 9056A (mg/L)	100	4		86	25		110	5.0		62.1	5		50.0	2		41.1	5		40.8	2	
Sulfide SM 9034 (mg/L)	0.7	1	J	1.2	1	J	<	1.0	U	<	1	U	<	1	U	<	1	U	<	1	U
Dissolved Organic Carbon SM 9060A (mg/L)	4.3	1		3.3	1		5.6	1.0		8.30	5		6.20	5		12.3	5		7.5	5	

Notes:
Analysis methods listed are accurate for most current sampling event. Previous analysis methods may be different.

[1]Carbon dioxide calculated from alkalinity results. Values for 2003 and 2004 were modified to be consistent with previous years' results.

< = less than reporting limit
µg/L = micrograms per liter
ID = identification number
J = estimated
LOQ = limit of quantification
mg/L = milligrams per liter
Qual = qualifier
RL = reporting limit
RSK = Robert S. Kerr Environmental Research Laboratory
SM = Standard Method
U = nondetect
USEPA = United States Environmental Protection Agency

TABLE E.2.3-22
CORNHUSKER ARMY AMMUNITION PLANT
WELL CA271-NATURAL ATTENUATION PARAMETERS

FIELD ID	CA271					CA271					CA271			CA271			CA271		
COLLECT DATE	None					8/10/2015					8/7/2014			3/5/2013			2/29/2012		
	Result	Qual	DL	LOD	LOQ	Result	DL	LOD	LOQ	Qual	Result	LOQ	Qual	Result	RL	Qual	Result	RL	Qual
NATURAL ATTENUATION PARAMETERS																			
Methane RSK-175 (µg/L)						<	0.22	0.80	5.0	U	<	5	U	<	5	U	<	5	U
Total Kjeldahl Nitrogen USEPA 351.2 (mg/L)						<	0.18	0.50	1.0	U	<	1	U	<	1	UJ	<	1	U
Ammonia USEPA 350.1 (mg/L)						<	0.022	0.050	0.10	U	0.039	0.1	J	<	0.25	UJ	0.11	0.25	J
Nitrate/Nitrite USEPA 353.2 (mg/L)	**No Analysis in 2016, 2017, 2018**					18	0.095	0.25	0.50		12.0	0.1		12.7	0.1		17	0.1	
Alkalinity SM 2320B (mg/L)						110	1.1	3.2	5.0		140	5		120	1.25		319	1.25	
Carbon Dioxide SM 2320B (mg/L)[1]						49	1.1	3.2	5.0		62	5		53	10		142	1.25	
Sulfate USEPA 9056A (mg/L)						91	0.23	0.50	5.0		84	5		96.1	5		97	5	
Sulfide SM 9034 (mg/L)						<	0.79	1.9	4.0	U	<	4	UJ	0.2	2	J	0.4	2	J
Dissolved Organic Carbon SM 9060A (mg/L)						2.0	0.16	0.50	1.0		2.1	1		2.5	1		1.9	1	

Notes:
Analysis methods listed are accurate for most current sampling event. Previous analysis methods may be different.

[1]Carbon dioxide calculated from alkalinity results. Values for 2003 and 2004 were modified to be consistent with previous years' results.

< = less than reporting limit
µg/L = micrograms per liter
ID = identification number
J = estimated
LOQ = limit of quantification
mg/L = milligrams per liter
Qual = qualifier
RL = reporting limit
RSK = Robert S. Kerr Environmental Research Laboratory
SM = Standard Method
U = nondetect
USEPA = United States Environmental Protection Agency

TABLE E.2.3-22
CORNHUSKER ARMY AMMUNITION PLANT
WELL CA271-NATURAL ATTENUATION PARAMETERS

FIELD ID	CA271			CA271			CA271			CA271			CA271			CA271			CA271		
COLLECT DATE	3/2/2011			3/10/2010			3/3/2009			3/5/2008			3/7/2007			3/8/2006			3/8/2005		
	Result	RL	Qual	Result	RL	Qual	Result	RL	Qual	Result	RL	Qual	Result	RL	Qual	Result	RL	Qual	Result	RL	Qual
NATURAL ATTENUATION PARAMETERS																					
Methane RSK-175 (µg/L)	<	5	UJ	<	5	U	<	0.31	U	<	1.7	U	<	0.87	U	<	0.87	U	<	0.87	U
Total Kjeldahl Nitrogen USEPA 351.2 (mg/L)	<	1	UJ	<	1	U	<	1	U	<	1	U	<	1.0	U	<	1	U	<	1	U
Ammonia USEPA 350.1 (mg/L)	<	0.25	UJ	<	0.1	U	<	0.05	U	<	0.05	U	<	0.050	U	<	0.05	U	<	0.05	U
Nitrate/Nitrite USEPA 353.2 (mg/L)	18	0.1		16	0.5		11	0.5		81	2.5		15	1.0		12	0.25		3	0.25	
Alkalinity SM 2320B (mg/L)	132	1		110	5		120	8		110	2		100	8		100	8		100	8	
Carbon Dioxide SM 2320B (mg/L)[1]	59	0.4		50	2.2		52	0.22		48	0.88		46	0.88		46	0.88		44	0.1	
Sulfate USEPA 9056A (mg/L)	98	5		86	25		84	20		100	50		83	10		81	20		65	10	
Sulfide SM 9034 (mg/L)	0.2	2	J	<	4	U	<	1	U	<	1	U	<	1	U	<	1	U	<	1	U
Dissolved Organic Carbon SM 9060A (mg/L)	2.7	1		1.8	1		5.1	1		3.7	1		1.9	1.0		2.2	1		2.1	1	

Notes:
Analysis methods listed are accurate for most current sampling event. Previous analysis methods may be different.

[1]Carbon dioxide calculated from alkalinity results. Values for 2003 and 2004 were modified to be consistent with previous years' results.

< = less than reporting limit
µg/L = micrograms per liter
ID = identification number
J = estimated
LOQ = limit of quantification
mg/L = milligrams per liter
Qual = qualifier
RL = reporting limit
RSK = Robert S. Kerr Environmental Research Laboratory
SM = Standard Method
U = nondetect
USEPA = United States Environmental Protection Agency

TABLE E.2.3-22
CORNHUSKER ARMY AMMUNITION PLANT
WELL CA271-NATURAL ATTENUATION PARAMETERS

FIELD ID	CA271			CA271			CA271			CA271			CA271			CA271			CA271		
COLLECT DATE	3/9/2004			3/12/2003			3/13/2002			3/14/2001			3/15/2000			3/17/1999			6/10/1998		
	Result	RL	Qual	Result	RL	Qual	Result	RL	Qual	Result	RL	Qual	Result	RL	Qual	Result	RL	Qual	Result	RL	Qual
NATURAL ATTENUATION PARAMETERS																					
Methane RSK-175 (µg/L)	<	2	U	<	2	U	<	2.0	U	<	1	U	<	1	U	<	1	U	1.2	1	
Total Kjeldahl Nitrogen USEPA 351.2 (mg/L)	0.79	0.2		0.3	0.2		0.29	0.20		0.279	0.1		0.373	0.1		<	0.1	U	<	0.1	U
Ammonia USEPA 350.1 (mg/L)	0.13	0.2	J	<	0.2	U	<	0.20	U	<	0.1	U	<	0.1	U	<	0.1	U	<	0.1	U
Nitrate/Nitrite USEPA 353.2 (mg/L)	9.6	1		11	0.5		12	1.0		9.79	0.5		12.0	1		9.2	1		10.9	1	
Alkalinity SM 2320B (mg/L)	100	5		150	5		130	5.0		116	5		111	5		132	5		162	5	
Carbon Dioxide SM 2320B (mg/L)[1]	44	1.5		66	1		57	1.0		51	5		48.8	2.2		58.1	2.2		71.3	2.2	
Sulfate USEPA 9056A (mg/L)	66	2		88	25		72	2.0		58.8	5		55.6	2		51	5		53.1	2	
Sulfide SM 9034 (mg/L)	<	1	U	1.1	1		1.1	1.0		<	1	U	<	1	UJ	<	1	U	<	1	U
Dissolved Organic Carbon SM 9060A (mg/L)	1.9	1		2	1		2.7	1.0		8.40	5		<	5	U	16.5	5		5.4	5	

Notes:
Analysis methods listed are accurate for most current sampling event. Previous analysis methods may be different.

[1]Carbon dioxide calculated from alkalinity results. Values for 2003 and 2004 were modified to be consistent with previous years' results.

< = less than reporting limit
µg/L = micrograms per liter
ID = identification number
J = estimated
LOQ = limit of quantification
mg/L = milligrams per liter
Qual = qualifier
RL = reporting limit
RSK = Robert S. Kerr Environmental Research Laboratory
SM = Standard Method
U = nondetect
USEPA = United States Environmental Protection Agency

TABLE E.2.3-23
CORNHUSKER ARMY AMMUNITION PLANT
WELL CA272-NATURAL ATTENUATION PARAMETERS

FIELD ID	CA272					CA272					CA272			CA272			CA272		
COLLECT DATE	None					8/10/2015					8/7/2014			3/5/2013			2/29/2012		
	Result	Qual	DL	LOD	LOQ	Result	DL	LOD	LOQ	Qual	Result	LOQ	Qual	Result	RL	Qual	Result	RL	Qual
NATURAL ATTENUATION PARAMETERS																			
Methane RSK-175 (µg/L)						<	0.22	0.22	5.0	U	<	5	U	<	5	U	<	5	U
Total Kjeldahl Nitrogen USEPA 351.2 (mg/L)						<	0.18	0.50	1.0	U	<	1	UJ	<	1	U	<	1	U
Ammonia USEPA 350.1 (mg/L)						<	0.022	0.050	0.10	U	0.025	0.1	J	<	0.25	U	0.098	0.25	J
Nitrate/Nitrite USEPA 353.2 (mg/L)	**No Analysis in 2016, 2017, 2018**					23	0.095	0.25	0.50		27	1		1.01	0.1	J	24	0.1	
Alkalinity SM 2320B (mg/L)						130	1.1	3.2	5.0		110	5		110	1.25		151	1.25	J
Carbon Dioxide SM 2320B (mg/L)[1]						58	1.1	3.2	5.0		49	5		49	10		67	1.25	J
Sulfate USEPA 9056A (mg/L)						73	0.23	0.50	5.0		72	5		68.6	1		70	1	
Sulfide SM 9034 (mg/L)						<	0.79	1.9	4.0	U	<	4	U	0.401	2	J	0.4	2	J
Dissolved Organic Carbon SM 9060A (mg/L)						2	0.16	0.50	1.0		2.1	1		2.45	1		1.6	1	

Notes:
Analysis methods listed are accurate for most current sampling event. Previous analysis methods may be different.

[1]Carbon dioxide calculated from alkalinity results. Values for 2003 and 2004 were modified to be consistent with previous years' results.

< = less than reporting limit
µg/L = micrograms per liter
ID = identification number
J = estimated
LOQ = limit of quantification
mg/L = milligrams per liter
Qual = qualifier
RL = reporting limit
RSK = Robert S. Kerr Environmental Research Laboratory
SM = Standard Method
U = nondetect
USEPA = United States Environmental Protection Agency

TABLE E.2.3-23
CORNHUSKER ARMY AMMUNITION PLANT
WELL CA272-NATURAL ATTENUATION PARAMETERS

FIELD ID	CA272			CA272			CA272			CA272			CA272			CA272			CA272		
COLLECT DATE	3/2/2011			3/10/2010			3/3/2009			3/5/2008			3/7/2007			3/8/2006			3/8/2005		
	Result	RL	Qual	Result	RL	Qual	Result	RL	Qual	Result	RL	Qual	Result	RL	Qual	Result	RL	Qual	Result	RL	Qual
NATURAL ATTENUATION PARAMETERS																					
Methane RSK-175 (µg/L)	<	5	UJ	<	5	U	<	0.31	U	<	1.7	U	<	0.87	U	<	0.87	U	<	0.87	U
Total Kjeldahl Nitrogen USEPA 351.2 (mg/L)	<	1	U	<	1	U	<	1	U	<	1	U	<	1	U	<	1	U	<	1	U
Ammonia USEPA 350.1 (mg/L)	<	0.25	UJ	<	0.1	U	<	0.05	U	<	0.05	U	<	0.05	U	<	0.05	U	<	0.05	U
Nitrate/Nitrite USEPA 353.2 (mg/L)	23	0.1		23	0.5		20	0.5		18.0	0.5		25	1		18	0.5		16.0	0.5	
Alkalinity SM 2320B (mg/L)	112	1		120	5		130	8		120	2		120	8		130	8		140	8	
Carbon Dioxide SM 2320B (mg/L)[1]	50	0.4		54	2.2		58	0.22		53	0.88		55	0.88		57	0.88		62	0.1	
Sulfate USEPA 9056A (mg/L)	67	1		55	25		49	20		61	5		69	20		55	20		48	10	
Sulfide SM 9034 (mg/L)	0.2	2	J	<	4	U	<	1	U	<	1	U	<	1	U	<	1	U	<	1	U
Dissolved Organic Carbon SM 9060A (mg/L)	2.3	1		1.3	1		3.3	1		2.2	1		1.6	1		1.7	1		1.9	1	

Notes:
Analysis methods listed are accurate for most current sampling event. Previous analysis methods may be different.

[1]Carbon dioxide calculated from alkalinity results. Values for 2003 and 2004 were modified to be consistent with previous years' results.

< = less than reporting limit
µg/L = micrograms per liter
ID = identification number
J = estimated
LOQ = limit of quantification
mg/L = milligrams per liter
Qual = qualifier
RL = reporting limit
RSK = Robert S. Kerr Environmental Research Laboratory
SM = Standard Method
U = nondetect
USEPA = United States Environmental Protection Agency

TABLE E.2.3-23
CORNHUSKER ARMY AMMUNITION PLANT
WELL CA272-NATURAL ATTENUATION PARAMETERS

FIELD ID	CA272			CA272			CA272			CA272			CA272			CA272			CA272		
COLLECT DATE	3/9/2004			3/12/2003			3/13/2002			3/14/2001			3/15/2000			3/17/1999			6/10/1998		
	Result	RL	Qual	Result	RL	Qual	Result	RL	Qual	Result	RL	Qual	Result	RL	Qual	Result	RL	Qual	Result	RL	Qual
NATURAL ATTENUATION PARAMETERS																					
Methane RSK-175 (µg/L)	<	2	U	<	2	U	<	2	U	<	1	U	<	1	U	<	1	U	<	1	U
Total Kjeldahl Nitrogen USEPA 351.2 (mg/L)	0.67	0.2		0.18	0.2	J	0.34	0.2		<	0.1	U	0.198	0.1		<	0.1	U	<	0.1	U
Ammonia USEPA 350.1 (mg/L)	0.17	0.2	J	<	0.2	U	<	0.2	U	<	0.1	U	<	0.1	U	<	0.1	U	<	0.1	U
Nitrate/Nitrite USEPA 353.2 (mg/L)	18	1		16.0	0.5		13.0	0.5		10.7	0.5		8.79	1		6.32	1		6.60	1	
Alkalinity SM 2320B (mg/L)	140	5		170	5		190	5		159	5		172	5		169	5		171	5	
Carbon Dioxide SM 2320B (mg/L)[1]	62	0.8		75	1		84	1		70	5		75.7	2.2		74.4	2.2		75.2	2.2	
Sulfate USEPA 9056A (mg/L)	42	2		44	1		50	1		54.6	5		51.7	2		53.3	5		48.6	2	
Sulfide SM 9034 (mg/L)	<	1	U	<	1	U	<	1	U	<	1	U	<	1	U	<	1	U	0.23	1	J
Dissolved Organic Carbon SM 9060A (mg/L)	<	1.7	U	1.4	1		2	1		<	5	U	7.20	5		16.1	5		5.1	5	

Notes:
Analysis methods listed are accurate for most current sampling event. Previous analysis methods may be different.

[1]Carbon dioxide calculated from alkalinity results. Values for 2003 and 2004 were modified to be consistent with previous years' results.

< = less than reporting limit
µg/L = micrograms per liter
ID = identification number
J = estimated
LOQ = limit of quantification
mg/L = milligrams per liter
Qual = qualifier
RL = reporting limit
RSK = Robert S. Kerr Environmental Research Laboratory
SM = Standard Method
U = nondetect
USEPA = United States Environmental Protection Agency

TABLE E.2.3-24
CORNHUSKER ARMY AMMUNITION PLANT
WELL CA273-NATURAL ATTENUATION PARAMETERS

FIELD ID	CA273					CA273					CA273			CA273			CA273		
COLLECT DATE	None					8/10/2015					8/8/2014			3/5/2013			2/29/2012		
	Result	Qual	DL	LOD	LOQ	Result	DL	LOD	LOQ	Qual	Result	LOQ	Qual	Result	RL	Qual	Result	RL	Qual
NATURAL ATTENUATION PARAMETERS																			
Methane RSK-175 (µg/L)						<	0.22	0.80	5.0	U	1.1	5	J	<	5	U	<	5	UJ
Total Kjeldahl Nitrogen USEPA 351.2 (mg/L)						0.24	0.18	0.50	1.0	J	<	1	U	<	1	UJ	<	1	UJ
Ammonia USEPA 350.1 (mg/L)						0.11	0.022	0.050	0.10		0.087	0.1	J	<	0.25	U	<	0.25	UJ
Nitrate/Nitrite USEPA 353.2 (mg/L)	**No Analysis in 2016, 2017, 2018**					<	0.019	0.050	0.10	U	<	0.1	U	<	0.1	U	0.153	0.1	
Alkalinity SM 2320B (mg/L)						180	1.1	3.2	5.0		170	5		175	1.25		158	1.25	
Carbon Dioxide SM 2320B (mg/L)[1]						80	1.1	3.2	5.0		76	5		78	1.25		70	1.25	
Sulfate USEPA 9056A (mg/L)						27	0.23	0.50	5.0		28	5		28.9	1		31	1	
Sulfide SM 9034 (mg/L)						<	0.79	1.9	4.0	U	<	4	U	0.2	2	J	0.4	2	J
Dissolved Organic Carbon SM 9060A (mg/L)						0.87	0.16	0.50	1.0	J	0.86	1	J	1.41	1		<	1	UJ

Notes:
Analysis methods listed are accurate for most current sampling event. Previous analysis methods may be different.

[1]Carbon dioxide calculated from alkalinity results. Values for 2003 and 2004 were modified to be consistent with previous years' results.

< = less than reporting limit
µg/L = micrograms per liter
ID = identification number
J = estimated
LOQ = limit of quantification
mg/L = milligrams per liter
Qual = qualifier
RL = reporting limit
RSK = Robert S. Kerr Environmental Research Laboratory
SM = Standard Method
U = nondetect
USEPA = United States Environmental Protection Agency

TABLE E.2.3-24
CORNHUSKER ARMY AMMUNITION PLANT
WELL CA273-NATURAL ATTENUATION PARAMETERS

FIELD ID	CA273			CA273			CA273			CA273			CA273			CA273			CA273		
COLLECT DATE	3/2/2011			3/10/2010			3/3/2009			3/5/2008			3/8/2007			3/8/2006			3/8/2005		
	Result	RL	Qual	Result	RL	Qual	Result	RL	Qual	Result	RL	Qual	Result	RL	Qual	Result	RL	Qual	Result	RL	Qual
NATURAL ATTENUATION PARAMETERS																					
Methane RSK-175 (µg/L)	<	5	UJ	<	5	U	0.3	0.31	J	<	1.7	U	<	0.87	U	<	0.87	U	0.29	0.87	J
Total Kjeldahl Nitrogen USEPA 351.2 (mg/L)	0.443	1	J	0.15	1	J	<	1	U	<	1	U	<	1	U	<	1	U	<	1	U
Ammonia USEPA 350.1 (mg/L)	0.283	0.25		0.11	0.1		0.064	0.05		0.18	0.05		0.097	0.05		0.065	0.05		0.07	0.05	
Nitrate/Nitrite USEPA 353.2 (mg/L)	0.005	0.1	J	<	0.1	U	<	0.05	U	<	0.05	U	0.065	0.05		<	0.05	U	<	0.05	U
Alkalinity SM 2320B (mg/L)	182	1		180	5		180	8		170	2		190	8		180	8		190	8	
Carbon Dioxide SM 2320B (mg/L)[1]	81	0.4		80	2.2		77	0.22		75	0.88		83	0.88		81	0.88		84	0.1	
Sulfate USEPA 9056A (mg/L)	27	1		25	5		28	20		27	20		25	10		24	10		23	10	
Sulfide SM 9034 (mg/L)	0.4	2	J	<	4	U	<	1	U	<	1	U	4	1		<	1	U	<	1	U
Dissolved Organic Carbon SM 9060A (mg/L)	1.4	1		0.48	1	J	2.6	1		1.5	1		<	1	U	1.1	1		1.2	1	

Notes:
Analysis methods listed are accurate for most current sampling event. Previous analysis methods may be different.

[1]Carbon dioxide calculated from alkalinity results. Values for 2003 and 2004 were modified to be consistent with previous years' results.

< = less than reporting limit
µg/L = micrograms per liter
ID = identification number
J = estimated
LOQ = limit of quantification
mg/L = milligrams per liter
Qual = qualifier
RL = reporting limit
RSK = Robert S. Kerr Environmental Research Laboratory
SM = Standard Method
U = nondetect
USEPA = United States Environmental Protection Agency

TABLE E.2.3-24
CORNHUSKER ARMY AMMUNITION PLANT
WELL CA273-NATURAL ATTENUATION PARAMETERS

FIELD ID	CA273			CA273			CA273			CA273			CA273			CA273			CA273		
COLLECT DATE	3/9/2004			3/12/2003			3/13/2002			3/14/2001			3/15/2000			3/17/1999			6/10/1998		
	Result	RL	Qual	Result	RL	Qual	Result	RL	Qual	Result	RL	Qual	Result	RL	Qual	Result	RL	Qual	Result	RL	Qual
NATURAL ATTENUATION PARAMETERS																					
Methane RSK-175 (µg/L)	<	2	U	<	2	U	<	2.0	U	<	1.2	U	<	1	U	0.651	1	J	1.22	1	
Total Kjeldahl Nitrogen USEPA 351.2 (mg/L)	<	0.21	U	0.21	0.2		0.29	0.20		0.229	0.1		0.322	0.1		1.00	0.1		0.08	0.1	
Ammonia USEPA 350.1 (mg/L)	0.13	0.2	J	0.11	0.2	J	0.07	0.20	J	0.203	0.1		<	0.1	U	<	0.1	U	0.071	0.1	J
Nitrate/Nitrite USEPA 353.2 (mg/L)	<	0.1	U	<	0.1	U	0.073	0.10	J	<	0.5	U	<	1	U	<	1	U	<	1	U
Alkalinity SM 2320B (mg/L)	170	5		180	5		210	5.0		172	5		189	5		202	5		198	5	
Carbon Dioxide SM 2320B (mg/L)[1]	75	0.2		79	1		92	1.0		75.7	5		83.2	2.2		88.9	2.2		87.1	2.2	
Sulfate USEPA 9056A (mg/L)	24	2		23	5		23	1.0		24.2	5		27.1	0.2		28.8	5		23.2	2	
Sulfide SM 9034 (mg/L)	<	1	U	0.6	1	J	<	1.0	U	<	1	U	<	1	U	<	1	U	0.23	1	J
Dissolved Organic Carbon SM 9060A (mg/L)	<	1.1	U	<	1	U	1.5	1.0		<	5	U	8.10	5		12.4	5		5.3	5	

Notes:
Analysis methods listed are accurate for most current sampling event. Previous analysis methods may be different.

[1]Carbon dioxide calculated from alkalinity results. Values for 2003 and 2004 were modified to be consistent with previous years' results.

< = less than reporting limit
µg/L = micrograms per liter
ID = identification number
J = estimated
LOQ = limit of quantification
mg/L = milligrams per liter
Qual = qualifier
RL = reporting limit
RSK = Robert S. Kerr Environmental Research Laboratory
SM = Standard Method
U = nondetect
USEPA = United States Environmental Protection Agency

TABLE E.2.3-25
CORNHUSKER ARMY AMMUNITION PLANT
WELL CA280-NATURAL ATTENUATION PARAMETERS

FIELD ID	CA280			CA280			CA280			CA280			CA280			CA280			CA280		
COLLECT DATE	None			None			3/9/2012			3/2/2011			3/8/2010			3/3/2009			3/4/2008		
	Result	RL	Qual	Result	RL	Qual	Result	RL	Qual	Result	RL	Qual	Result	RL	Qual	Result	RL	Qual	Result	RL	Qual
NATURAL ATTENUATION PARAMETERS																					
Methane RSK-175 (µg/L)							0.5	5	J	<	5	UJ	<	5	U	<	0.31	U	<	1.7	U
Total Kjeldahl Nitrogen USEPA 351.2 (mg/L)							<	1	U	<	1	U	<	1	U	<	1	U	<	1	U
Ammonia USEPA 350.1 (mg/L)	**Not Sampled**			**No 2013 Sample**			<	0.25	UJ	<	0.25	UJ	<	0.1	U	<	0.05	U	<	0.05	U
Nitrate/Nitrite USEPA 353.2 (mg/L)	**in 2014, 2015, 2016,**			**Well Dry**			4.8	0.1		3.3	0.1		6.9	0.1		13	0.5		3.9	0.25	
Alkalinity SM 2320B (mg/L)	**2017, 2018**						100	1.25		65	1		110	5		110	8		48	2	
Carbon Dioxide SM 2320B (mg/L)[1]							44	1.25		29	0.4		50	2.2		50	0.22		21	0.88	
Sulfate USEPA 9056A (mg/L)							46	1		19	1		52	25		51	20		19	1	
Sulfide SM 9034 (mg/L)							0.4	2	J	0.2	2	J	<	4	U	<	1	U	<	1	U
Dissolved Organic Carbon SM 9060A (mg/L)							1.9	1		1.9	1		1.4	1		3.1	1		2	1	

Notes:
Analysis methods listed are accurate for most current sampling event. Previous analysis methods may be different.

[1]Carbon dioxide calculated from alkalinity results. Values for 2003 and 2004 were modified to be consistent with previous years' results.

< = less than reporting limit
µg/L = micrograms per liter
ID = identification number
J = estimated
LOQ = limit of quantification
mg/L = milligrams per liter
Qual = qualifier
RL = reporting limit
RSK = Robert S. Kerr Environmental Research Laboratory
SM = Standard Method
U = nondetect
USEPA = United States Environmental Protection Agency

TABLE E.2.3-25
CORNHUSKER ARMY AMMUNITION PLANT
WELL CA280-NATURAL ATTENUATION PARAMETERS

FIELD ID	CA280			CA280			CA280			CA280			CA280			CA280			CA280		
COLLECT DATE	3/6/2007			3/7/2006			None			None			3/11/2003			3/13/2002			3/13/2001		
	Result	RL	Qual	Result	RL	Qual	Result	RL	Qual	Result	RL	Qual	Result	RL	Qual	Result	RL	Qual	Result	RL	Qual
NATURAL ATTENUATION PARAMETERS																					
Methane RSK-175 (µg/L)	<	0.87	U	<	0.87	U							<	2	U	<	2.0	U	<	1	U
Total Kjeldahl Nitrogen USEPA 351.2 (mg/L)	<	1	U	<	1	U							3.2	1		0.81	0.20		0.10	0.1	
Ammonia USEPA 350.1 (mg/L)	<	0.05	U	<	0.05	U	**No 2005 Sample**			**No 2004 Sample**			<	0.2	U	<	0.20	U	<	0.1	U
Nitrate/Nitrite USEPA 353.2 (mg/L)	9.9	1		16	0.5		**Well Dry**			**Well Dry**			8.3	0.5		11	1.0		11.5	1	
Alkalinity SM 2320B (mg/L)	64	8		84	8								48	5		59	5.0		68.2	5	
Carbon Dioxide SM 2320B (mg/L)[1]	28	0.88		37	0.88								21	1		26	1.0		30	5	
Sulfate USEPA 9056A (mg/L)	24	10		40	20								18	1		30	2.0		39.7	5	
Sulfide SM 9034 (mg/L)	<	1	U	<	1	U							1.1	1		<	1.0	U	<	1	UJ
Dissolved Organic Carbon SM 9060A (mg/L)	1.8	1		1.4	1								<	1.2	U	2.1	1.0		<	5	U

Notes:
Analysis methods listed are accurate for most current sampling event. Previous analysis methods may be different.

[1]Carbon dioxide calculated from alkalinity results. Values for 2003 and 2004 were modified to be consistent with previous years' results.

< = less than reporting limit
µg/L = micrograms per liter
ID = identification number
J = estimated
LOQ = limit of quantification
mg/L = milligrams per liter
Qual = qualifier
RL = reporting limit
RSK = Robert S. Kerr Environmental Research Laboratory
SM = Standard Method
U = nondetect
USEPA = United States Environmental Protection Agency

TABLE E.2.3-25
CORNHUSKER ARMY AMMUNITION PLANT
WELL CA280-NATURAL ATTENUATION PARAMETERS

FIELD ID	CA280			CA280			CA280		
COLLECT DATE	3/8/2000			3/18/1999			6/11/1998		
	Result	RL	Qual	Result	RL	Qual	Result	RL	Qual
NATURAL ATTENUATION PARAMETERS									
Methane RSK-175 (µg/L)	<	1	U	<	1	U	<	1	U
Total Kjeldahl Nitrogen USEPA 351.2 (mg/L)	0.235	0.1		<	0.1	U	<	0.1	U
Ammonia USEPA 350.1 (mg/L)	<	0.1	U	<	0.1	U	<	0.1	U
Nitrate/Nitrite USEPA 353.2 (mg/L)	2.35	1		1.9	1		7.24	1	
Alkalinity SM 2320B (mg/L)	40.4	5		51	5		50.5	5	
Carbon Dioxide SM 2320B (mg/L)[1]	17.8	2.2		22.4	2.2		22.2	2.2	
Sulfate USEPA 9056A (mg/L)	9.68	2		16.2	5		11.8	1	
Sulfide SM 9034 (mg/L)	<	1	U	<	1	U	<	1	U
Dissolved Organic Carbon SM 9060A (mg/L)	<	5	U	14.7	5		6.4	5	

Notes:
Analysis methods listed are accurate for most current sampling event. Previous analysis methods may be different.

[1]Carbon dioxide calculated from alkalinity results. Values for 2003 and 2004 were modified to be consistent with previous years' results.

< = less than reporting limit
µg/L = micrograms per liter
ID = identification number
J = estimated
LOQ = limit of quantification
mg/L = milligrams per liter
Qual = qualifier
RL = reporting limit
RSK = Robert S. Kerr Environmental Research Laboratory
SM = Standard Method
U = nondetect
USEPA = United States Environmental Protection Agency

TABLE E.2.3-26
CORNHUSKER ARMY AMMUNITION PLANT
WELL CA281-NATURAL ATTENUATION PARAMETERS

FIELD ID	CA281			CA281			CA281			CA281			CA281			CA281			CA281		
COLLECT DATE	None			3/5/2013			2/27/2012			3/2/2011			3/8/2010			3/3/2009			3/4/2008		
	Result	RL	Qual	Result	RL	Qual	Result	RL	Qual	Result	RL	Qual	Result	RL	Qual	Result	RL	Qual	Result	RL	Qual
NATURAL ATTENUATION PARAMETERS																					
Methane RSK-175 (µg/L)				<	5	U	<	5	U	<	5	UJ	<	5	U	<	0.31	U	<	1.7	U
Total Kjeldahl Nitrogen USEPA 351.2 (mg/L)				<	1	UJ	<	1	U	<	1	U	<	1	U	<	1	U	<	1	U
Ammonia USEPA 350.1 (mg/L)	**Not Sampled**			<	0.25	U	<	0.25	U	<	0.25	UJ	0.076	0.1	J	<	0.05	U	0.35	0.05	
Nitrate/Nitrite USEPA 353.2 (mg/L)	**in 2014, 2015, 2016,**			14	0.1		14	0.1		15	0.1		17	0.5		19	0.5		25	1	
Alkalinity SM 2320B (mg/L)	**2017, 2018**			70	1.25		79	1.25		73	1		74	5		73	8		56	2	
Carbon Dioxide SM 2320B (mg/L)[1]				31	1.25		35	1.25		32	0.4		32	2.2		32	0.22		25	0.88	
Sulfate USEPA 9056A (mg/L)				71.5	1		61	1		64	1		62	25		54	20		65	10	
Sulfide SM 9034 (mg/L)				0.2	2	J	0.2	2	J	0.2	2	J	<	4	U	<	1	U	<	1	U
Dissolved Organic Carbon SM 9060A (mg/L)				2.11	1		4.5	1		2.1	1		1.6	1		3.2	1		2.4	1	

Notes:
Analysis methods listed are accurate for most current sampling event. Previous analysis methods may be different.

[1]Carbon dioxide calculated from alkalinity results. Values for 2003 and 2004 were modified to be consistent with previous years' results.

< = less than reporting limit
µg/L = micrograms per liter
ID = identification number
J = estimated
LOQ = limit of quantification
mg/L = milligrams per liter
Qual = qualifier
RL = reporting limit
RSK = Robert S. Kerr Environmental Research Laboratory
SM = Standard Method
U = nondetect
USEPA = United States Environmental Protection Agency

TABLE E.2.3-26
CORNHUSKER ARMY AMMUNITION PLANT
WELL CA281-NATURAL ATTENUATION PARAMETERS

FIELD ID	CA281			CA281			CA281			CA281			CA281			CA281			CA281		
COLLECT DATE	3/6/2007			3/7/2006			3/8/2005			3/9/2004			3/11/2003			3/13/2002			3/13/2001		
	Result	RL	Qual	Result	RL	Qual	Result	RL	Qual	Result	RL	Qual	Result	RL	Qual	Result	RL	Qual	Result	RL	Qual
NATURAL ATTENUATION PARAMETERS																					
Methane RSK-175 (µg/L)	<	0.87	U	<	0.87	U	<	0.87	U	<	2	U	<	2	U	<	2.0	U	<	1	U
Total Kjeldahl Nitrogen USEPA 351.2 (mg/L)	<	1	U	<	1	U	<	1	U	1.2	0.2		0.52	0.2		0.92	0.20		<	0.1	U
Ammonia USEPA 350.1 (mg/L)	0.091	0.05		0.42	0.05		0.62	0.05		0.37	0.2		<	0.2	U	0.19	0.20	J	<	0.1	U
Nitrate/Nitrite USEPA 353.2 (mg/L)	25	1		10	0.5		18	0.5		16	1		16	0.5		14	1.0		12.6	0.5	
Alkalinity SM 2320B (mg/L)	56	8		58	8		56	8		58	5		81	5		100	5.0		75.8	5	
Carbon Dioxide SM 2320B (mg/L)[1]	25	0.88		26	0.88		25	0.1		26	1.9		36	1		44	1.0		33.4	5	
Sulfate USEPA 9056A (mg/L)	47	10		45	20		40	10		39	2		44	1		53	2.0		42.9	5	
Sulfide SM 9034 (mg/L)	<	1	U	<	1	U	<	1	U	<	1	U	<	1	U	<	1.0	U	<	1	U
Dissolved Organic Carbon SM 9060A (mg/L)	1.6	1		1.6	1		1.5	1		<	1.7	U	1.6	1		2.5	1.0		6.40	5	

Notes:
Analysis methods listed are accurate for most current sampling event. Previous analysis methods may be different.

[1]Carbon dioxide calculated from alkalinity results. Values for 2003 and 2004 were modified to be consistent with previous years' results.

< = less than reporting limit
µg/L = micrograms per liter
ID = identification number
J = estimated
LOQ = limit of quantification
mg/L = milligrams per liter
Qual = qualifier
RL = reporting limit
RSK = Robert S. Kerr Environmental Research Laboratory
SM = Standard Method
U = nondetect
USEPA = United States Environmental Protection Agency

TABLE E.2.3-26
CORNHUSKER ARMY AMMUNITION PLANT
WELL CA281-NATURAL ATTENUATION PARAMETERS

FIELD ID	CA281			CA281			CA281		
COLLECT DATE	3/8/2000			3/18/1999			6/11/1998		
	Result	RL	Qual	Result	RL	Qual	Result	RL	Qual
NATURAL ATTENUATION PARAMETERS									
Methane RSK-175 (µg/L)	<	1	U	<	1	U	<	1	U
Total Kjeldahl Nitrogen USEPA 351.2 (mg/L)	0.165	0.1		<	0.1	U	<	0.1	U
Ammonia USEPA 350.1 (mg/L)	<	0.1	U	<	0.1	U	<	0.1	U
Nitrate/Nitrite USEPA 353.2 (mg/L)	12.5	1		11.5	1		11.7	2	
Alkalinity SM 2320B (mg/L)	90.9	5		109	5		118	5	
Carbon Dioxide SM 2320B (mg/L)[1]	40.0	2.2		48.0	2.2		51.9	2.2	
Sulfate USEPA 9056A (mg/L)	41.9	2		48	5		40.9	1	
Sulfide SM 9034 (mg/L)	<	1	U	<	1	U	<	1	U
Dissolved Organic Carbon SM 9060A (mg/L)	<	5	U	14.5	5		7.5	5	

Notes:
Analysis methods listed are accurate for most current sampling event. Previous analysis methods may be different.

[1]Carbon dioxide calculated from alkalinity results. Values for 2003 and 2004 were modified to be consistent with previous years' results.

< = less than reporting limit
µg/L = micrograms per liter
ID = identification number
J = estimated
LOQ = limit of quantification
mg/L = milligrams per liter
Qual = qualifier
RL = reporting limit
RSK = Robert S. Kerr Environmental Research Laboratory
SM = Standard Method
U = nondetect
USEPA = United States Environmental Protection Agency

TABLE E.2.3-27
CORNHUSKER ARMY AMMUNITION PLANT
WELL CA282-NATURAL ATTENUATION PARAMETERS

FIELD ID	CA282			CA282			CA282			CA282			CA282			CA282			CA282		
COLLECT DATE	None			3/5/2013			2/27/2012			3/2/2011			3/8/2010			3/3/2009			3/4/2008		
	Result	RL	Qual	Result	RL	Qual	Result	RL	Qual	Result	RL	Qual	Result	RL	Qual	Result	RL	Qual	Result	RL	Qual
NATURAL ATTENUATION PARAMETERS																					
Methane RSK-175 (µg/L)				<	5	U	<	5	U	<	5	UJ	<	5	U	<	0.31	U	<	1.7	U
Total Kjeldahl Nitrogen USEPA 351.2 (mg/L)				<	1	U	<	1	U	<	1	U	<	1	U	<	1	U	<	1	U
Ammonia USEPA 350.1 (mg/L)	**Not Sampled**			0.458	0.25		<	0.25	U	<	0.25	UJ	0.03	0.1	J	<	0.05	U	<	0.05	U
Nitrate/Nitrite USEPA 353.2 (mg/L)	**in 2014, 2015, 2016,**			0.721	0.1		11	0.1		14	0.1		15	0.5		16	0.5		17	0.5	
Alkalinity SM 2320B (mg/L)	**2017, 2018**			115	1.25		125	1.25		132	1		120	5		120	8		110	2	
Carbon Dioxide SM 2320B (mg/L)[1]				51	10		56	1.25		59	0.4		54	2.2		53	0.22		48	0.88	
Sulfate USEPA 9056A (mg/L)				54.4	1		43	1		45	1		45	5		41	20		50	10	
Sulfide SM 9034 (mg/L)				0.2	2	J	0.2	2	J	0.2	2	J	<	4	U	<	1	U	<	1	U
Dissolved Organic Carbon SM 9060A (mg/L)				2.07	1		1.1	1		1.9	1		1.1	1		3	1		2.3	1	

Notes:
Analysis methods listed are accurate for most current sampling event. Previous analysis methods may be different.

[1]Carbon dioxide calculated from alkalinity results. Values for 2003 and 2004 were modified to be consistent with previous years' results.

< = less than reporting limit
µg/L = micrograms per liter
ID = identification number
J = estimated
LOQ = limit of quantification
mg/L = milligrams per liter
Qual = qualifier
RL = reporting limit
RSK = Robert S. Kerr Environmental Research Laboratory
SM = Standard Method
U = nondetect
USEPA = United States Environmental Protection Agency

TABLE E.2.3-27
CORNHUSKER ARMY AMMUNITION PLANT
WELL CA282-NATURAL ATTENUATION PARAMETERS

FIELD ID	CA282			CA282			CA282			CA282			CA282			CA282			CA282		
COLLECT DATE	3/7/2007			3/7/2006			3/8/2005			3/9/2004			3/11/2003			3/13/2002			3/13/2001		
	Result	RL	Qual	Result	RL	Qual	Result	RL	Qual	Result	RL	Qual	Result	RL	Qual	Result	RL	Qual	Result	RL	Qual
NATURAL ATTENUATION PARAMETERS																					
Methane RSK-175 (µg/L)	<	0.87	U	<	0.87	U	<	0.87	U	<	2	U	<	2	U	<	2.0	U	<	1	U
Total Kjeldahl Nitrogen USEPA 351.2 (mg/L)	<	1	U	<	1	U	<	1	U	0.92	0.2		1.1	0.2		0.70	0.40		0.11	0.1	
Ammonia USEPA 350.1 (mg/L)	<	0.05	U	<	0.05	U	<	0.05	U	0.11	0.2	J	<	0.2	U	0.11	0.20	J	<	0.1	U
Nitrate/Nitrite USEPA 353.2 (mg/L)	15	1		7.7	0.5		4.3	0.25		13	1		13	0.5		14	1.0		17.3	0.5	
Alkalinity SM 2320B (mg/L)	130	8		120	8		120	8		110	5		150	5		140	5.0		111	5	
Carbon Dioxide SM 2320B (mg/L)[1]	56	0.88		53	0.88		53	0.1		48	0.8		66	1		62	1.0		48.8	5	
Sulfate USEPA 9056A (mg/L)	41	10		42	20		37	10		43	2		42	1		45	2.0		42.5	5	
Sulfide SM 9034 (mg/L)	<	1	U	<	1	U	<	1	U	<	1	U	0.6	1	J	<	1.0	U	<	1	U
Dissolved Organic Carbon SM 9060A (mg/L)	1.3	1		1.4	1		1.6	1		<	1.6	U	<	1.4	U	2.1	1.0		<	5	U

Notes:
Analysis methods listed are accurate for most current sampling event. Previous analysis methods may be different.

[1]Carbon dioxide calculated from alkalinity results. Values for 2003 and 2004 were modified to be consistent with previous years' results.

< = less than reporting limit
µg/L = micrograms per liter
ID = identification number
J = estimated
LOQ = limit of quantification
mg/L = milligrams per liter
Qual = qualifier
RL = reporting limit
RSK = Robert S. Kerr Environmental Research Laboratory
SM = Standard Method
U = nondetect
USEPA = United States Environmental Protection Agency

TABLE E.2.3-27
CORNHUSKER ARMY AMMUNITION PLANT
WELL CA282-NATURAL ATTENUATION PARAMETERS

FIELD ID	CA282			CA282			CA282		
COLLECT DATE	3/8/2000			3/18/1999			6/11/1998		
	Result	RL	Qual	Result	RL	Qual	Result	RL	Qual
NATURAL ATTENUATION PARAMETERS									
Methane RSK-175 (µg/L)	<	1	U	<	1	U	<	1	U
Total Kjeldahl Nitrogen USEPA 351.2 (mg/L)	0.176	0.1		<	0.1	U	<	0.1	U
Ammonia USEPA 350.1 (mg/L)	<	0.1	U	<	0.1	U	<	0.1	U
Nitrate/Nitrite USEPA 353.2 (mg/L)	14.9	1		14.9	1		16.9	2	
Alkalinity SM 2320B (mg/L)	121	5		127	5		129	5	
Carbon Dioxide SM 2320B (mg/L)[1]	53.2	2.2		55.9	2.2		56.8	2.2	
Sulfate USEPA 9056A (mg/L)	41.7	2		47.3	5		40.2	2	
Sulfide SM 9034 (mg/L)	<	1	U	<	1	U	<	1	U
Dissolved Organic Carbon SM 9060A (mg/L)	<	5	U	17.7	5		5.7	5	

Notes:
Analysis methods listed are accurate for most current sampling event. Previous analysis methods may be different.

[1]Carbon dioxide calculated from alkalinity results. Values for 2003 and 2004 were modified to be consistent with previous years' results.

< = less than reporting limit
µg/L = micrograms per liter
ID = identification number
J = estimated
LOQ = limit of quantification
mg/L = milligrams per liter
Qual = qualifier
RL = reporting limit
RSK = Robert S. Kerr Environmental Research Laboratory
SM = Standard Method
U = nondetect
USEPA = United States Environmental Protection Agency

TABLE E.2.3-28
CORNHUSKER ARMY AMMUNITION PLANT
WELL CA290R-NATURAL ATTENUATION PARAMETERS

FIELD ID	CA290R					CA290R					CA290R			CA290R			CA290R		
COLLECT DATE	None					8/6/2015					8/8/2014			3/4/2013			2/28/2012		
	Result	Qual	DL	LOD	LOQ	Result	DL	LOD	LOQ	Qual	Result	LOQ	Qual	Result	RL	Qual	Result	RL	Qual
NATURAL ATTENUATION PARAMETERS																			
Methane RSK-175 (µg/L)						<	0.22	0.8	5	UJ	0.44	5	J	<	5	U	<	5	U
Total Kjeldahl Nitrogen USEPA 351.2 (mg/L)						<	0.18	0.5	1	U	<	1	U	<	1	U	<	1	UJ
Ammonia USEPA 350.1 (mg/L)						0.04	0.022	0.05	0.1	J	0.17	0.1		<	0.25	J	0.13	0.25	J
Nitrate/Nitrite USEPA 353.2 (mg/L)	**No Analysis in 2016, 2017, 2018**					8.3	0.0	0.1	0.2		7.1	0.1		7.69	0.1		4.6	0.1	
Alkalinity SM 2320B (mg/L)						320	1.1	3.2	5		370	5	J	300	1.25		417	1.25	
Carbon Dioxide SM 2320B (mg/L)[1]						142	1	3.2	5		164	5		133	10		185	1.25	
Sulfate USEPA 9056A (mg/L)						56	0.23	0.5	5		75	5		54.2	1		59	1	
Sulfide SM 9034 (mg/L)						<	0.79	1.9	4	U	8	4	U	0.2	2	J	0.4	2	J
Dissolved Organic Carbon SM 9060A (mg/L)						2.8	0.2	0.5	1		3.3	1		3.12	1		3.2	1	

Notes:
*CA290 was abandoned and replaced by CA290R in 2004.
Analysis methods listed are accurate for most current

sampling event. Previous analysis methods may be different.

[1]Carbon dioxide calculated from alkalinity results. Values

previous years' results.

< = less than reporting limit
µg/L = micrograms per liter
ID = identification number
J = estimated
LOQ = limit of quantification
mg/L = milligrams per liter
Qual = qualifier
RL = reporting limit
RSK = Robert S. Kerr Environmental Research Laboratory
USEPA = United States Environmental Protection Agency
UJ = estimated nondetect
USEPA = U.S. Environmental Protection Agency

TABLE E.2.3-28
CORNHUSKER ARMY AMMUNITION PLANT
WELL CA290R-NATURAL ATTENUATION PARAMETERS

FIELD ID	CA290R			CA290R			CA290R			CA290R			CA290R			CA290R			CA290R		
COLLECT DATE	3/1/2011			3/8/2010			3/2/2009			3/3/2008			3/5/2007			3/7/2006			3/7/2005		
	Result	RL	Qual	Result	RL	Qual	Result	RL	Qual	Result	RL	Qual	Result	RL	Qual	Result	RL	Qual	Result	RL	Qual
NATURAL ATTENUATION PARAMETERS																					
Methane RSK-175 (µg/L)	<	5	UJ	<	5	U	<	0.31	U	<	1.7	U	<	0.87	U	<	0.87	U	<	0.87	U
Total Kjeldahl Nitrogen USEPA 351.2 (mg/L)	<	1	UJ	<	1	U	<	1	U	<	1	U	<	1	U	<	1	U	<	1	U
Ammonia USEPA 350.1 (mg/L)	<	0.25	UJ	0.051	0.1	J	<	0.05	U	<	0.05	U	<	0.05	U	<	0.05	U	<	0.05	U
Nitrate/Nitrite USEPA 353.2 (mg/L)	6.6	0.1		7.3	0.1		5.8	0.5		8.8	0.25		6	1		6.5	0.25		6.6	0.25	
Alkalinity SM 2320B (mg/L)	392	1		330	5		320	8		240	2		350	8		350	8		370	8	
Carbon Dioxide SM 2320B (mg/L)[1]	174	0.4		150	2.2		140	0.22		106	0.88		160	0.88		150	0.88		160	0.1	
Sulfate USEPA 9056A (mg/L)	46	1		50	25		46	20		42	10		36	10		38	20		40	10	
Sulfide SM 9034 (mg/L)	0.2	2	J	<	4	U	<	1	U	<	1	U	<	1	U	<	1	U	<	1	U
Dissolved Organic Carbon SM 9060A (mg/L)	3.2	1		2.2	1		3.2	1		3.1	1		2.9	1		3.4	1		4.2	1	

Notes:
*CA290 was abandoned and replaced by CA290R in 2004.
Analysis methods listed are accurate for most current

sampling event. Previous analysis methods may be different.

[1]Carbon dioxide calculated from alkalinity results. Values

previous years' results.

< = less than reporting limit
µg/L = micrograms per liter
ID = identification number
J = estimated
LOQ = limit of quantification
mg/L = milligrams per liter
Qual = qualifier
RL = reporting limit
RSK = Robert S. Kerr Environmental Research Laboratory
USEPA = United States Environmental Protection Agency
UJ = estimated nondetect
USEPA = U.S. Environmental Protection Agency

TABLE E.2.3-28
CORNHUSKER ARMY AMMUNITION PLANT
WELL CA290R-NATURAL ATTENUATION PARAMETERS

FIELD ID	CA290R			CA290			CA290			CA290			CA290			CA290			CA290		
COLLECT DATE	3/9/2004			3/11/2003			3/12/2002			3/14/2001			3/8/2000			3/17/1999			6/10/1998		
	Result	RL	Qual	Result	RL	Qual	Result	RL	Qual	Result	RL	Qual	Result	RL	Qual	Result	RL	Qual	Result	RL	Qual
NATURAL ATTENUATION PARAMETERS																					
Methane RSK-175 (µg/L)	<	2	U	<	2	U	<	2.0	U	<	1	U	<	1	U	<	1	U	<	1	U
Total Kjeldahl Nitrogen USEPA 351.2 (mg/L)	<	0.48	U	0.71	0.2		<	0.20	U	<	0.1	U	0.118	0.1		<	0.1	U	<	0.1	U
Ammonia USEPA 350.1 (mg/L)	0.12	0.2	J	<	0.2	U	<	0.20	U	<	0.1	U	<	0.1	U	<	0.1	U	0.19	0.1	U
Nitrate/Nitrite USEPA 353.2 (mg/L)	2.9	0.1		17	0.5		34	1.0		30.1	1		36.9	2		26.6	2		30.1	2	
Alkalinity SM 2320B (mg/L)	200	5		270	5		140	5.0		199	5		156	5		205	5		232	5	
Carbon Dioxide SM 2320B (mg/L)[1]	88	0.4		119	1		62	1.0		87.6	5		68.6	2.2		90.2	2.2		102	2.2	
Sulfate USEPA 9056A (mg/L)	33	2		53	1		50	1.0		46.6	5		38.0	2		41.3	5		44.4	2	
Sulfide SM 9034 (mg/L)	<	1	U	1.6	1		<	1.0	U	<	1	U	<	1	U	<	1	U	<	1	U
Dissolved Organic Carbon SM 9060A (mg/L)	3.5	1		2.3	1		2.4	1.0		<	5	U	<	5	U	18.1	5		7.4	5	

Notes:
*CA290 was abandoned and replaced by CA290R in 2004.
Analysis methods listed are accurate for most current

sampling event. Previous analysis methods may be different.

[1]Carbon dioxide calculated from alkalinity results. Values

previous years' results.

< = less than reporting limit
µg/L = micrograms per liter
ID = identification number
J = estimated
LOQ = limit of quantification
mg/L = milligrams per liter
Qual = qualifier
RL = reporting limit
RSK = Robert S. Kerr Environmental Research Laboratory
USEPA = United States Environmental Protection Agency
UJ = estimated nondetect
USEPA = U.S. Environmental Protection Agency

TABLE E.2.3-29
CORNHUSKER ARMY AMMUNITION PLANT
WELL CA291R-NATURAL ATTENUATION PARAMETERS

FIELD ID	CA291R					CA291R					CA291R			CA291R			CA291R		
COLLECT DATE	8/6/2015					8/6/2015					8/8/2014			3/4/2013			2/28/2012		
	Result	Qual	DL	LOD	LOQ	Result	DL	LOD	LOQ	Qual	Result	LOQ	Qual	Result	RL	Qual	Result	RL	Qual
NATURAL ATTENUATION PARAMETERS																			
Methane RSK-175 (µg/L)						<	0.22	0.80	5.0	UJ	<	5	U	<	5	U	<	5	U
Total Kjeldahl Nitrogen USEPA 351.2 (mg/L)						<	0.18	0.50	1.0	U	<	1	UJ	<	1	U	<	1	UJ
Ammonia USEPA 350.1 (mg/L)						0.044	0.022	0.050	0.10	J	0.054	0.1	J	<	0.25	U	0.152	0.25	J
Nitrate/Nitrite USEPA 353.2 (mg/L)	**No Analysis in 2016, 2017, 2018**					13	0.038	0.050	0.20		13	0.1		13.5	0.1		11	0.1	
Alkalinity SM 2320B (mg/L)						130	1.1	3.2	5.0		150	5		190	1.25		169	1.25	
Carbon Dioxide SM 2320B (mg/L)[1]						58	1.1	3.2	5.0		67	5		84	10		75	1.25	
Sulfate USEPA 9056A (mg/L)						57	0.23	0.50	5.0		69	5		68.5	1		55	1	
Sulfide SM 9034 (mg/L)						0.8	0.79	1.9	4.0	J	<	4	U	0.2	2	J	0.4	2	J
Dissolved Organic Carbon SM 9060A (mg/L)						2.1	0.16	0.50	1.0		2.1	1		2.38	1		1.7	1	

Notes:
*CA291 was abandoned and replaced by CA291R in 2004.
Analysis methods listed are accurate for most current

sampling event. Previous analysis methods may be different.

[1]Carbon dioxide calculated from alkalinity results. Values

previous years' results.

< = less than reporting limit
µg/L = micrograms per liter
ID = identification number
J = estimated
LOQ = limit of quantification
mg/L = milligrams per liter
Qual = qualifier
RL = reporting limit
RSK = Robert S. Kerr Environmental Research Laboratory
USEPA = United States Environmental Protection Agency
UJ = estimated nondetect
USEPA = U.S. Environmental Protection Agency

TABLE E.2.3-29
CORNHUSKER ARMY AMMUNITION PLANT
WELL CA291R-NATURAL ATTENUATION PARAMETERS

FIELD ID	CA291R			CA291R			CA291R			CA291R			CA291R			CA291R			CA291R		
COLLECT DATE	3/2/2011			3/8/2010			3/2/2009			3/3/2008			3/5/2007			3/7/2006			3/8/2005		
	Result	RL	Qual	Result	RL	Qual	Result	RL	Qual	Result	RL	Qual	Result	RL	Qual	Result	RL	Qual	Result	RL	Qual
NATURAL ATTENUATION PARAMETERS																					
Methane RSK-175 (µg/L)	<	5	UJ	<	5	U	<	0.31	U	<	1.7	U	<	0.87	U	<	0.87	U	<	0.87	U
Total Kjeldahl Nitrogen USEPA 351.2 (mg/L)	<	1	U	<	1	U	<	1	U	<	1	U	<	1	U	<	1	U	<	1	U
Ammonia USEPA 350.1 (mg/L)	<	0.25	UJ	0.089	0.1	J	<	0.05	U	<	0.05	U	<	0.05	U	<	0.05	U	<	0.05	U
Nitrate/Nitrite USEPA 353.2 (mg/L)	12	0.1		16	0.5		15	0.5		14	0.5		10	1		11	0.5		10	0.25	
Alkalinity SM 2320B (mg/L)	162	1		150	5		170	8		170	2		160	8		160	8		150	8	
Carbon Dioxide SM 2320B (mg/L)[1]	72	0.4		64	2.2		76	0.22		75	0.88		70	0.88		70	0.88		66	0.1	
Sulfate USEPA 9056A (mg/L)	59	1		56	25		53	20		47	10		30	10		40	20		36	20	
Sulfide SM 9034 (mg/L)	0.2	2	J	<	4	U	<	1	U	<	1	U	<	1	U	<	1	U	<	1	U
Dissolved Organic Carbon SM 9060A (mg/L)	2.1	1		1.4	1		2.4	1		2.7	1		2.4	1		2.2	1		2.8	1	

Notes:
*CA291 was abandoned and replaced by CA291R in 2004.
Analysis methods listed are accurate for most current

sampling event. Previous analysis methods may be different.

[1]Carbon dioxide calculated from alkalinity results. Values

previous years' results.

< = less than reporting limit
µg/L = micrograms per liter
ID = identification number
J = estimated
LOQ = limit of quantification
mg/L = milligrams per liter
Qual = qualifier
RL = reporting limit
RSK = Robert S. Kerr Environmental Research Laboratory
USEPA = United States Environmental Protection Agency
UJ = estimated nondetect
USEPA = U.S. Environmental Protection Agency

TABLE E.2.3-29
CORNHUSKER ARMY AMMUNITION PLANT
WELL CA291R-NATURAL ATTENUATION PARAMETERS

FIELD ID	CA291R			CA291			CA291			CA291			CA291			CA291			CA291		
COLLECT DATE	3/9/2004			3/11/2003			3/12/2002			3/14/2001			3/8/2000			3/17/1999			6/10/1998		
	Result	RL	Qual	Result	RL	Qual	Result	RL	Qual	Result	RL	Qual	Result	RL	Qual	Result	RL	Qual	Result	RL	Qual
NATURAL ATTENUATION PARAMETERS																					
Methane RSK-175 (µg/L)	<	2	U	<	2	U	<	2.0	U	<	1	U	<	1	U	<	1	U	<	1	U
Total Kjeldahl Nitrogen USEPA 351.2 (mg/L)	0.7	0.2		0.48	0.2		0.14	0.20	J	<	0.1	U	0.347	0.1		<	0.1	U	0.037	0.1	J
Ammonia USEPA 350.1 (mg/L)	0.12	0.2	J	<	0.2	U	<	0.20	U	<	0.1	U	<	0.1	U	<	0.1	U	0.026	0.1	
Nitrate/Nitrite USEPA 353.2 (mg/L)	9.3	1		22	1		27	1.0		27.6	1		24.7	1		27.6	1		19.4	1	
Alkalinity SM 2320B (mg/L)	200	5		170	5		130	5.0		109	5		93.4	5		110	5		87.9	5	
Carbon Dioxide SM 2320B (mg/L)[1]	88	0.5		75	1		57	1.0		48	5		41.1	2.2		48.4	2.2		39.7	2.2	
Sulfate USEPA 9056A (mg/L)	44	2		49	1		45	1.0		44	5		37.8	2		46.1	5		39	2	
Sulfide SM 9034 (mg/L)	<	1	U	1.1	1		<	1.0	U	<	1	U	<	1	U	<	1	U	<	1	U
Dissolved Organic Carbon SM 9060A (mg/L)	3.1	1		1.9	1		2.2	1.0		<	5	U	<	5	U	14.4	5		3.8	5	J

Notes:
*CA291 was abandoned and replaced by CA291R in 2004.
Analysis methods listed are accurate for most current

sampling event. Previous analysis methods may be different.

[1]Carbon dioxide calculated from alkalinity results. Values

previous years' results.

< = less than reporting limit
µg/L = micrograms per liter
ID = identification number
J = estimated
LOQ = limit of quantification
mg/L = milligrams per liter
Qual = qualifier
RL = reporting limit
RSK = Robert S. Kerr Environmental Research Laboratory
USEPA = United States Environmental Protection Agency
UJ = estimated nondetect
USEPA = U.S. Environmental Protection Agency

TABLE E.2.3-30
CORNHUSKER ARMY AMMUNITION PLANT
WELL CA292R-NATURAL ATTENUATION PARAMETERS

FIELD ID	CA292R					CA292R					CA292R			CA292R			CA292R		
COLLECT DATE	8/6/2015					8/6/2015					8/8/2014			3/4/2013			2/28/2012		
	Result	Qual	DL	LOD	LOQ	Result	DL	LOD	LOQ	Qual	Result	LOQ	Qual	Result	RL	Qual	Result	RL	Qual
NATURAL ATTENUATION PARAMETERS																			
Methane RSK-175 (µg/L)						<	0.22	0.80	5.0	UJ	<	5	U	<	5	U	<	5	U
Total Kjeldahl Nitrogen USEPA 351.2 (mg/L)						<	0.18	0.50	1.0	U	<	1	U	<	1	U	<	1	U
Ammonia USEPA 350.1 (mg/L)						<	0.022	0.050	0.10	U	0.03	0.1	J	<	0.25	U	0.196	0.25	J
Nitrate/Nitrite USEPA 353.2 (mg/L)	**No Analysis in 2016, 2017, 2018**					13	0.038	0.10	0.20		15	0.1		5.38	0.1		1.6	0.1	
Alkalinity SM 2320B (mg/L)						140	1.1	3.2	5.0		130	5		165	1.25		153	1.25	
Carbon Dioxide SM 2320B (mg/L)[1]						62	1.1	3.2	5.0		58	5		73	10		68	1.25	
Sulfate USEPA 9056A (mg/L)						55	0.23	0.50	5.0		70	5		36.8	1		22	1	
Sulfide SM 9034 (mg/L)						<	0.79	1.9	4.0	U	<	4	U	0.401	2	J	0.2	2	J
Dissolved Organic Carbon SM 9060A (mg/L)						1.5	0.16	0.50	1.0		1.7	1		1.62	1		0.523	1	J

Notes:
*CA292 was abandoned and replaced by CA292R in 2004.
Analysis methods listed are accurate for most current

sampling event. Previous analysis methods may be different.

[1]Carbon dioxide calculated from alkalinity results. Values

previous years' results.

< = less than reporting limit
µg/L = micrograms per liter
ID = identification number
J = estimated
LOQ = limit of quantification
mg/L = milligrams per liter
Qual = qualifier
RL = reporting limit
RSK = Robert S. Kerr Environmental Research Laboratory
USEPA = United States Environmental Protection Agency
UJ = estimated nondetect
USEPA = U.S. Environmental Protection Agency

TABLE E.2.3-30
CORNHUSKER ARMY AMMUNITION PLANT
WELL CA292R-NATURAL ATTENUATION PARAMETERS

FIELD ID	CA292R			CA292R			CA292R			CA292R			CA292R			CA292R			CA292R		
COLLECT DATE	3/2/2011			3/8/2010			3/3/2009			3/3/2008			3/6/2007			3/7/2006			3/8/2005		
	Result	RL	Qual	Result	RL	Qual	Result	RL	Qual	Result	RL	Qual	Result	RL	Qual	Result	RL	Qual	Result	RL	Qual
NATURAL ATTENUATION PARAMETERS																					
Methane RSK-175 (µg/L)	<	5	UJ	0.74	5	J	0.77	0.31		<	1.7	U	0.47	0.87	J	0.58	0.87	J	0.52	0.87	J
Total Kjeldahl Nitrogen USEPA 351.2 (mg/L)	0.369	1	J	0.12	1	J	<	1	U	<	1	U	<	1.0	U	<	1	U	<	1	U
Ammonia USEPA 350.1 (mg/L)	<	0.25	UJ	0.065	0.1	J	<	0.05	U	<	0.05	U	<	0.050	U	<	0.05	U	<	0.05	U
Nitrate/Nitrite USEPA 353.2 (mg/L)	0.256	0.1		1.1	0.1		0.67	0.05		3.8	0.25		4.1	1.0		2.4	0.05		1.2	0.05	
Alkalinity SM 2320B (mg/L)	178	1		190	5		190	8		170	2		160	8		180	8		180	8	
Carbon Dioxide SM 2320B (mg/L)[1]	79	0.4		84	2.2		82	0.22		75	0.88		72	0.88		79	0.88		79	0.1	
Sulfate USEPA 9056A (mg/L)	20	1		21	5		20	2		32	10		41	10		29	20		36	10	
Sulfide SM 9034 (mg/L)	0.2	2	J	<	4	U	<	1	U	<	1	U	<	1	U	<	1	U	<	1	U
Dissolved Organic Carbon SM 9060A (mg/L)	1.2	1		0.43	1	J	2.3	1		1.5	1		1.5	1.0		1.1	1		1.7	1	

Notes:
*CA292 was abandoned and replaced by CA292R in 2004.
Analysis methods listed are accurate for most current

sampling event. Previous analysis methods may be different.

[1]Carbon dioxide calculated from alkalinity results. Values

previous years' results.

< = less than reporting limit
µg/L = micrograms per liter
ID = identification number
J = estimated
LOQ = limit of quantification
mg/L = milligrams per liter
Qual = qualifier
RL = reporting limit
RSK = Robert S. Kerr Environmental Research Laboratory
USEPA = United States Environmental Protection Agency
UJ = estimated nondetect
USEPA = U.S. Environmental Protection Agency

TABLE E.2.3-30
CORNHUSKER ARMY AMMUNITION PLANT
WELL CA292R-NATURAL ATTENUATION PARAMETERS

FIELD ID	CA292R			CA292			CA292			CA292			CA292			CA292			CA292		
COLLECT DATE	3/9/2004			3/11/2003			3/12/2002			3/14/2001			3/8/2000			3/17/1999			6/10/1998		
	Result	RL	Qual	Result	RL	Qual	Result	RL	Qual	Result	RL	Qual	Result	RL	Qual	Result	RL	Qual	Result	RL	Qual
NATURAL ATTENUATION PARAMETERS																					
Methane RSK-175 (µg/L)	<	2	U	<	2	U	<	2	U	<	1	U	<	1	U	<	1	U	<	1	U
Total Kjeldahl Nitrogen USEPA 351.2 (mg/L)	0.65	0.2		0.99	0.2		<	0.2	U	0.119	0.1		0.159	0.1		<	0.1	U	<	0.1	U
Ammonia USEPA 350.1 (mg/L)	0.12	0.2	J	<	0.2	U	<	0.2	U	<	0.1	U	<	0.1	U	<	0.1	U	<	0.1	U
Nitrate/Nitrite USEPA 353.2 (mg/L)	6.8	1		7.5	0.5		7.2	0.5		8.36	0.5		6.19	1		6.34	1		7.42	1	
Alkalinity SM 2320B (mg/L)	160	5		190	5		160	5		141	5		149	5		148	5		144	5	
Carbon Dioxide SM 2320B (mg/L)[1]	70	0.4		84	1		70	1		62	5		65.6	2.2		65.1	2.2		63.4	2.2	
Sulfate USEPA 9056A (mg/L)	44	2		49	1		46	1		47	5		40.5	2		36.5	5		34.2	2	
Sulfide SM 9034 (mg/L)	<	1	U	0.8	1	J	<	1	U	<	1	U	<	1	U	<	1	U	<	1	U
Dissolved Organic Carbon SM 9060A (mg/L)	<	1.6	U	1.5	1		2.1	1		<	5	U	<	5	U	9.70	5		4.0	5	J

Notes:
*CA292 was abandoned and replaced by CA292R in 2004.
Analysis methods listed are accurate for most current

sampling event. Previous analysis methods may be different.

[1]Carbon dioxide calculated from alkalinity results. Values

previous years' results.

< = less than reporting limit
µg/L = micrograms per liter
ID = identification number
J = estimated
LOQ = limit of quantification
mg/L = milligrams per liter
Qual = qualifier
RL = reporting limit
RSK = Robert S. Kerr Environmental Research Laboratory
USEPA = United States Environmental Protection Agency
UJ = estimated nondetect
USEPA = U.S. Environmental Protection Agency

TABLE E.2.3-31
CORNHUSKER ARMY AMMUNITION PLANT
WELL CA310-NATURAL ATTENUATION PARAMETERS

FIELD ID	CA310					CA310			CA310			CA310			CA310			CA310		
COLLECT DATE	8/6/2015					None			8/11/2014			3/4/2013			2/27/2012			2/28/2011		
	Result	DL	LOD	LOQ	Qual	Result	LOQ	Qual	Result	LOQ	Qual	Result	RL	Qual	Result	RL	Qual	Result	RL	Qual
NATURAL ATTENUATION PARAMETERS																				
Methane RSK-175 (µg/L)									<	5	U	<	5	U	<	5	U	<	5	UJ
Total Kjeldahl Nitrogen USEPA 351.2 (mg/L)									<	1	U	<	1	U	<	1	U	0.687	1	J
Ammonia USEPA 350.1 (mg/L)						**No 2015 Sample**			0.033	0.1	J	<	0.25	U	<	0.25	U	0.088	0.25	J
Nitrate/Nitrite USEPA 353.2 (mg/L)	**No Analysis in 2016, 2017, 2018**					**Well Dry**			17	1		10.9	0.1		19	0.1		11	0.1	
Alkalinity SM 2320B (mg/L)									320	5		270	1.25		309	1.25		362	1	
Carbon Dioxide SM 2320B (mg/L)[1]									142	5		120	10		137	1.25		161	0.4	
Sulfate USEPA 9056A (mg/L)									130	5		97.8	5		89	2		205	10	
Sulfide SM 9034 (mg/L)									<	4	U	0.2	2	J	0.2	2	J	0.2	2	J
Dissolved Organic Carbon SM 9060A (mg/L)									3.4	1		3.61	1		5.4	1		6.2	1	

Notes:
Analysis methods listed are accurate for most current sampling event. Previous analysis methods may be different.

[1]Carbon dioxide calculated from alkalinity results. Values for 2003 and 2004 were modified to be consistent with previous years' results.

< = less than reporting limit
µg/L = micrograms per liter
ID = identification number
J = estimated
LOQ = limit of quantification
mg/L = milligrams per liter
Qual = qualifier
RL = reporting limit
RSK = Robert S. Kerr Environmental Research Laboratory
SM = Standard Method
U = nondetect
USEPA = United States Environmental Protection Agency

TABLE E.2.3-31
CORNHUSKER ARMY AMMUNITION PLANT
WELL CA310-NATURAL ATTENUATION PARAMETERS

FIELD ID	CA310			CA310			CA310			CA310			CA310			CA310			CA310		
COLLECT DATE	3/8/2010			3/2/2009			3/4/2008			3/5/2007			3/6/2006			None			3/8/2004		
	Result	RL	Qual	Result	RL	Qual	Result	RL	Qual	Result	RL	Qual	Result	RL	Qual	Result	RL	Qual	Result	RL	Qual
NATURAL ATTENUATION PARAMETERS																					
Methane RSK-175 (µg/L)	3.9	5	J	0.48	0.31		10	1.7		19	0.87		3.4	0.87					<	2	U
Total Kjeldahl Nitrogen USEPA 351.2 (mg/L)	0.58	1	J	<	1	U	<	1	U	<	1	U	<	1	U				20	2	
Ammonia USEPA 350.1 (mg/L)	<	0.1	U	<	0.05	U	0.2	0.05		<	0.05	U	<	0.05	U	**No 2005 Sample**			2.3	0.2	
Nitrate/Nitrite USEPA 353.2 (mg/L)	5.2	0.1		0.38	0.05		13	0.5		15	0.5		6.6	0.5		**Well Dry**			23	2	
Alkalinity SM 2320B (mg/L)	370	5		190	8		380	4		360	8		390	8					330	5	
Carbon Dioxide SM 2320B (mg/L)[1]	160	2.2		84	0.22		167	0.88		160	0.88		170	0.88					145	0.4	
Sulfate USEPA 9056A (mg/L)	150	25		17	1		150	10		110	10		150	20					130	4	
Sulfide SM 9034 (mg/L)	<	4	U	<	1	U	<	1	U	<	1	U	<	1	U				<	1.6	U
Dissolved Organic Carbon SM 9060A (mg/L)	4.6	1		2.8	1		5.1	1		3.8	1		1.5	1					8.2	1	

Notes:
Analysis methods listed are accurate for most current sampling event. Previous analysis methods may be different.

[1]Carbon dioxide calculated from alkalinity results. Values for 2003 and 2004 were modified to be consistent with previous years' results.

< = less than reporting limit
µg/L = micrograms per liter
ID = identification number
J = estimated
LOQ = limit of quantification
mg/L = milligrams per liter
Qual = qualifier
RL = reporting limit
RSK = Robert S. Kerr Environmental Research Laboratory
SM = Standard Method
U = nondetect
USEPA = United States Environmental Protection Agency

TABLE E.2.3-31
CORNHUSKER ARMY AMMUNITION PLANT
WELL CA310-NATURAL ATTENUATION PARAMETERS

FIELD ID	CA310			CA310			CA310			CA310			CA310			CA310		
COLLECT DATE	3/10/2003			3/12/2002			3/13/2001			3/7/2000			3/15/1999			6/9/1998		
	Result	RL	Qual	Result	RL	Qual	Result	RL	Qual	Result	RL	Qual	Result	RL	Qual	Result	RL	Qual
NATURAL ATTENUATION PARAMETERS																		
Methane RSK-175 (µg/L)	<	2	U	<	2.0	U	4.5	1		0.98	1	J	<	1	U	1.22	1	
Total Kjeldahl Nitrogen USEPA 351.2 (mg/L)	0.54	0.2		<	0.45	U	0.124	0.1		--	--	--	<	0.1	U	0.30	0.1	
Ammonia USEPA 350.1 (mg/L)	<	0.2	U	<	0.21	U	<	0.1	U	--	--	--	<	0.1	U	0.045	0.1	J
Nitrate/Nitrite USEPA 353.2 (mg/L)	22	0.5	J	19.7	0.5		7.85	0.5		--	--	--	9.83	1		4.92	1	
Alkalinity SM 2320B (mg/L)	420	5		300	5.0		336	5		--	--	--	359	5		434	5	
Carbon Dioxide SM 2320B (mg/L)[1]	185	1		130	1.0		148	5		--	--	--	158	2.2		191	2.2	
Sulfate USEPA 9056A (mg/L)	86	5		100	5.0		147	5		--	--	--	64.5	5		47.9	2	
Sulfide SM 9034 (mg/L)	0.7	1	J	<	1.0	U	<	1	U	--	--	--	<	1	U	<	1	U
Dissolved Organic Carbon SM 9060A (mg/L)	1.8	1		3.5	1.0		<	5	U	--	--	--	20.5	5		9.7	5	

Notes:
Analysis methods listed are accurate for most current sampling event. Previous analysis methods may be different.

[1]Carbon dioxide calculated from alkalinity results. Values for 2003 and 2004 were modified to be consistent with previous years' results.

< = less than reporting limit
µg/L = micrograms per liter
ID = identification number
J = estimated
LOQ = limit of quantification
mg/L = milligrams per liter
Qual = qualifier
RL = reporting limit
RSK = Robert S. Kerr Environmental Research Laboratory
SM = Standard Method
U = nondetect
USEPA = United States Environmental Protection Agency

TABLE E.2.3-32
CORNHUSKER ARMY AMMUNITION PLANT
WELL CA311-NATURAL ATTENUATION PARAMETERS

FIELD ID	CA311					CA311					CA311			CA311			CA311		
COLLECT DATE	8/6/2015					8/6/2015					8/11/2014			3/4/2013			2/27/2012		
	Result	DL	LOD	LOQ	Qual	Result	DL	LOD	LOQ	Qual	Result	LOQ	Qual	Result	RL	Qual	Result	RL	Qual
NATURAL ATTENUATION PARAMETERS																			
Methane RSK-175 (µg/L)						<	0.22	0.80	5.0	UJ	<	5	U	<	5	U	<	5	U
Total Kjeldahl Nitrogen USEPA 351.2 (mg/L)						<	0.18	0.50	1.0	U	<	1	U	<	1	UJ	<	1	U
Ammonia USEPA 350.1 (mg/L)						0.039	0.022	0.050	0.10	J	0.046	0.1	J	<	0.25	U	<	0.25	U
Nitrate/Nitrite USEPA 353.2 (mg/L)	**No Analysis in 2016, 2017, 2018**					11	0.038	0.10	0.20		11	1		9.8	0.1		9.4	0.1	
Alkalinity SM 2320B (mg/L)						220	1.1	3.2	5.0		180	5		230	1.25		191	1.25	
Carbon Dioxide SM 2320B (mg/L)[1]						98	1.1	3.2	5.0		80	5		102	10		85	1.25	
Sulfate USEPA 9056A (mg/L)						86	0.23	0.50	5.0		67	5		69.8	1		63	1	
Sulfide SM 9034 (mg/L)						0.8	0.79	1.9	4.0	J	<	4	U	0.2	2	J	<	2	U
Dissolved Organic Carbon SM 9060A (mg/L)						1.7	0.16	0.50	1.0		1.7	1		2.22	1		1.3	1	

Notes:
Analysis methods listed are accurate for most current sampling event. Previous analysis methods may be different.

[1]Carbon dioxide calculated from alkalinity results. Values for 2003 and 2004 were modified to be consistent with previous years' results.

< = less than reporting limit
µg/L = micrograms per liter
ID = identification number
J = estimated
LOQ = limit of quantification
mg/L = milligrams per liter
Qual = qualifier
RL = reporting limit
RSK = Robert S. Kerr Environmental Research Laboratory
SM = Standard Method
U = nondetect
USEPA = United States Environmental Protection Agency

TABLE E.2.3-32
CORNHUSKER ARMY AMMUNITION PLANT
WELL CA311-NATURAL ATTENUATION PARAMETERS

FIELD ID	CA311			CA311			CA311			CA311			CA311			CA311			CA311		
COLLECT DATE	2/28/2011			3/8/2010			3/2/2009			3/4/2008			3/6/2007			3/7/2006			3/7/2005		
	Result	RL	Qual	Result	RL	Qual	Result	RL	Qual	Result	RL	Qual	Result	RL	Qual	Result	RL	Qual	Result	RL	Qual
NATURAL ATTENUATION PARAMETERS																					
Methane RSK-175 (µg/L)	<	5	UJ	<	5	U	<	0.31	U	<	1.7	U	<	0.87	U	<	0.87	U	<	0.87	U
Total Kjeldahl Nitrogen USEPA 351.2 (mg/L)	<	1	U	<	1	UJ	<	1	U	<	1	U	<	1	U	<	1	U	<	1	U
Ammonia USEPA 350.1 (mg/L)	0.049	0.25	J	<	0.1	U	<	0.05	U	<	0.05	U	<	0.05	U	<	0.05	U	<	0.05	U
Nitrate/Nitrite USEPA 353.2 (mg/L)	10	0.1		9.3	0.2		10	0.5		11	0.5		11	0.5		13	0.5		4	0.25	
Alkalinity SM 2320B (mg/L)	195	1		200	5		230	8		180	2		190	8		180	8		190	8	
Carbon Dioxide SM 2320B (mg/L)[1]	87	0.4		87	2.2		100	0.22		79	0.88		83	0.88		79	0.88		84	0.1	
Sulfate USEPA 9056A (mg/L)	58	1		49	5		56	50		51	10		55	10		52	20		51	10	
Sulfide SM 9034 (mg/L)	0.4	2	J	<	4	U	<	1	U	<	1	U	<	1	U	<	1	U	<	1	U
Dissolved Organic Carbon SM 9060A (mg/L)	2.0	1		1.2	1		2.2	1		1.9	1		1.5	1		1.6	1		1.6	1	

Notes:
Analysis methods listed are accurate for most current sampling event. Previous analysis methods may be different.

[1]Carbon dioxide calculated from alkalinity results. Values for 2003 and 2004 were modified to be consistent with previous years' results.

< = less than reporting limit
µg/L = micrograms per liter
ID = identification number
J = estimated
LOQ = limit of quantification
mg/L = milligrams per liter
Qual = qualifier
RL = reporting limit
RSK = Robert S. Kerr Environmental Research Laboratory
SM = Standard Method
U = nondetect
USEPA = United States Environmental Protection Agency

TABLE E.2.3-32
CORNHUSKER ARMY AMMUNITION PLANT
WELL CA311-NATURAL ATTENUATION PARAMETERS

FIELD ID	CA311			CA311			CA311			CA311			CA311			CA311			CA311		
COLLECT DATE	3/8/2004			3/10/2003			3/12/2002			3/13/2001			3/7/2000			3/16/1999			6/9/1998		
	Result	RL	Qual	Result	RL	Qual	Result	RL	Qual	Result	RL	Qual	Result	RL	Qual	Result	RL	Qual	Result	RL	Qual
NATURAL ATTENUATION PARAMETERS																					
Methane RSK-175 (µg/L)	<	2	U	<	2	U	<	2.0	U	<	1	U	<	1	U	<	1	U	<	1	U
Total Kjeldahl Nitrogen USEPA 351.2 (mg/L)	0.96	0.2		0.24	0.2		<	0.68	U	<	0.1	U	0.235	0.1		<	0.1	U	<	0.1	U
Ammonia USEPA 350.1 (mg/L)	0.15	0.2	J	<	0.2	U	<	0.20	U	<	0.1	U	0.110	0.1		<	0.1	U	<	0.1	U
Nitrate/Nitrite USEPA 353.2 (mg/L)	9.3	0.5		13	0.5		15	0.50		15.4	0.5		14.6	1		12.5	1		13.6	1	
Alkalinity SM 2320B (mg/L)	190	5		280	5		260	5.0		230	5		264	5		269	5		288	5	
Carbon Dioxide SM 2320B (mg/L)[1]	84	0.7		123	1		110	1.0		101	5		116	2.2		118	2.2		127	2.2	
Sulfate USEPA 9056A (mg/L)	61	4		78	25		61	5.0		56.3	5		57.8	2		57.6	5		57.0	2	
Sulfide SM 9034 (mg/L)	<	1	U	0.8	1	J	<	1.0	U	<	1	U	<	1	U	<	1	U	<	1	U
Dissolved Organic Carbon SM 9060A (mg/L)	5	1		3.2	1		2.4	1.0		<	5	U	<	5	U	15.3	5		6.6	5	

Notes:
Analysis methods listed are accurate for most current sampling event. Previous analysis methods may be different.

[1]Carbon dioxide calculated from alkalinity results. Values for 2003 and 2004 were modified to be consistent with previous years' results.

< = less than reporting limit
µg/L = micrograms per liter
ID = identification number
J = estimated
LOQ = limit of quantification
mg/L = milligrams per liter
Qual = qualifier
RL = reporting limit
RSK = Robert S. Kerr Environmental Research Laboratory
SM = Standard Method
U = nondetect
USEPA = United States Environmental Protection Agency

TABLE E.2.3-33
CORNHUSKER ARMY AMMUNITION PLANT
WELL CA312-NATURAL ATTENUATION PARAMETERS

FIELD ID	CA312					CA312					CA312			CA312			CA312		
COLLECT DATE	8/6/2015					8/6/2015					8/11/2014			3/4/2013			2/28/2012		
	Result	DL	LOD	LOQ	Qual	Result	DL	LOD	LOQ	Qual	Result	LOQ	Qual	Result	RL	Qual	Result	RL	Qual
NATURAL ATTENUATION PARAMETERS																			
Methane RSK-175 (µg/L)						<	0.22	0.80	5.0	U	<	5	U	<	5	U	<	5	U
Total Kjeldahl Nitrogen USEPA 351.2 (mg/L)						<	0.18	0.50	1.0	U	<	1	U	<	1	U	0.338	1	J
Ammonia USEPA 350.1 (mg/L)						0.19	0.022	0.050	0.10	J	<	0.1	U	<	0.25	U	0.122	0.25	J
Nitrate/Nitrite USEPA 353.2 (mg/L)	**No Analysis in 2016, 2017, 2018**					14	0.038	0.10	0.20		15	1	J	1.14	0.1		8.0	0.1	
Alkalinity SM 2320B (mg/L)						140	1.1	3.2	5.0		130	5		140	1.25		137	1.25	
Carbon Dioxide SM 2320B (mg/L)[1]						62	1.1	3.2	5.0		58	5		62	1.25		61	1.25	
Sulfate USEPA 9056A (mg/L)						65	0.23	0.50	5.0		63	5		64.9	1		47	1	
Sulfide SM 9034 (mg/L)						<	0.79	1.9	4.0	U	<	4	U	0.2	2	J	0.2	2	J
Dissolved Organic Carbon SM 9060A (mg/L)						1.4	0.16	0.50	1.0		1.5	1		1.98	1	J	0.926	1	J

Notes:
Analysis methods listed are accurate for most current sampling event. Previous analysis methods may be different.

[1]Carbon dioxide calculated from alkalinity results. Values for 2003 and 2004 were modified to be consistent with previous years' results.

< = less than reporting limit
µg/L = micrograms per liter
ID = identification number
J = estimated
LOQ = limit of quantification
mg/L = milligrams per liter
Qual = qualifier
RL = reporting limit
RSK = Robert S. Kerr Environmental Research Laboratory
SM = Standard Method
U = nondetect
USEPA = United States Environmental Protection Agency

TABLE E.2.3-33
CORNHUSKER ARMY AMMUNITION PLANT
WELL CA312-NATURAL ATTENUATION PARAMETERS

FIELD ID	CA312			CA312			CA312			CA312			CA312			CA312			CA312		
COLLECT DATE	2/28/2011			3/8/2010			3/2/2009			3/4/2008			3/6/2007			3/7/2006			3/7/2005		
	Result	RL	Qual	Result	RL	Qual	Result	RL	Qual	Result	RL	Qual	Result	RL	Qual	Result	RL	Qual	Result	RL	Qual
NATURAL ATTENUATION PARAMETERS																					
Methane RSK-175 (µg/L)	<	5	UJ	<	5	U	<	0.31	U	<	1.7	U	<	0.87	U	<	0.87	U	<	0.87	U
Total Kjeldahl Nitrogen USEPA 351.2 (mg/L)	<	1	UJ	<	1	U	<	1	U	<	1	U	<	1	U	<	1	U	<	1	U
Ammonia USEPA 350.1 (mg/L)	0.043	0.25	J	0.065	0.1	J	<	0.05	U	<	0.05	U	<	0.05	U	<	0.05	U	<	0.05	U
Nitrate/Nitrite USEPA 353.2 (mg/L)	9.6	0.1		9.5	0.1		10	0.25		13	0.5		16	0.5		17	0.5		2.3	0.5	J
Alkalinity SM 2320B (mg/L)	135	1		160	5		180	8		130	2		130	8		140	8		130	8	
Carbon Dioxide SM 2320B (mg/L)[1]	60	0.4		72	2.2		77	0.22		57	0.88		58	0.88		62	0.88		57	0.1	
Sulfate USEPA 9056A (mg/L)	47	1		44	5		48	20		49	10		45	10		49	20		44	20	
Sulfide SM 9034 (mg/L)	0.2	2	J	<	4	U	<	1	U	<	1	U	<	1	U	<	1	U	<	1	U
Dissolved Organic Carbon SM 9060A (mg/L)	1.9	1		1	1		2	1		2.1	1		1.4	1		1.5	1		1.7	1	

Notes:
Analysis methods listed are accurate for most current sampling event. Previous analysis methods may be different.

[1]Carbon dioxide calculated from alkalinity results. Values for 2003 and 2004 were modified to be consistent with previous years' results.

< = less than reporting limit
µg/L = micrograms per liter
ID = identification number
J = estimated
LOQ = limit of quantification
mg/L = milligrams per liter
Qual = qualifier
RL = reporting limit
RSK = Robert S. Kerr Environmental Research Laboratory
SM = Standard Method
U = nondetect
USEPA = United States Environmental Protection Agency

TABLE E.2.3-33
CORNHUSKER ARMY AMMUNITION PLANT
WELL CA312-NATURAL ATTENUATION PARAMETERS

FIELD ID	CA312			CA312			CA312			CA312			CA312			CA312			CA312		
COLLECT DATE	3/8/2004			3/10/2003			3/11/2002			3/13/2001			3/7/2000			3/16/1999			6/9/1998		
	Result	RL	Qual	Result	RL	Qual	Result	RL	Qual	Result	RL	Qual	Result	RL	Qual	Result	RL	Qual	Result	RL	Qual
NATURAL ATTENUATION PARAMETERS																					
Methane RSK-175 (µg/L)	<	2	U	<	2	U	<	2.0	U	<	1	U	<	1	U	<	1	U	<	1	U
Total Kjeldahl Nitrogen USEPA 351.2 (mg/L)	1.1	0.2		0.24	0.2	J	<	0.21	U	<	0.1	U	<	0.1	U	<	0.1	U	0.050	0.1	
Ammonia USEPA 350.1 (mg/L)	0.23	0.2		0.16	0.2	J	<	0.20	U	<	0.1	U	<	0.1	U	<	0.1	U	<	0.1	U
Nitrate/Nitrite USEPA 353.2 (mg/L)	12	0.5		10	0.5		12	0.50		12.8	0.5		12.5	1		11.1	1		12.0	1	
Alkalinity SM 2320B (mg/L)	120	5		190	5		160	5.0		167	5		172	5		181	5		155	5	J
Carbon Dioxide SM 2320B (mg/L)[1]	53	0.9		84	1		70	1.0		73.5	5		75.7	2.2		79.6	2.2		68.2	2.2	J
Sulfate USEPA 9056A (mg/L)	47	1		52	1		50	5.0		47.4	5		40.9	2		37.1	5		35.9	2	
Sulfide SM 9034 (mg/L)	<	1	U	0.7	1	J	<	1.0	U	<	1	U	<	1	U	<	1	U	<	1	U
Dissolved Organic Carbon SM 9060A (mg/L)	<	1.6	U	<	1.4	U	2.2	1.0		5.80	5	J	<	5	U	15.7	5		6.1	5	

Notes:
Analysis methods listed are accurate for most current sampling event. Previous analysis methods may be different.

[1]Carbon dioxide calculated from alkalinity results. Values for 2003 and 2004 were modified to be consistent with previous years' results.

< = less than reporting limit
µg/L = micrograms per liter
ID = identification number
J = estimated
LOQ = limit of quantification
mg/L = milligrams per liter
Qual = qualifier
RL = reporting limit
RSK = Robert S. Kerr Environmental Research Laboratory
SM = Standard Method
U = nondetect
USEPA = United States Environmental Protection Agency

TABLE E.2.3-34
CORNHUSKER ARMY AMMUNITION PLANT
WELL CA313-NATURAL ATTENUATION PARAMETERS

FIELD ID	CA313					CA313					CA313			CA313			CA313		
COLLECT DATE	8/6/2015					8/6/2015					8/11/2014			3/5/2013			2/28/2012		
	Result	DL	LOD	LOQ	Qual	Result	DL	LOD	LOQ	Qual	Result	LOQ	Qual	Result	RL	Qual	Result	RL	Qual
NATURAL ATTENUATION PARAMETERS																			
Methane RSK-175 (µg/L)						1.1	0.22	0.80	5.0	J	1.2	5	J	<	5	U	<	5	U
Total Kjeldahl Nitrogen USEPA 351.2 (mg/L)						0.25	0.18	0.50	1.0	J	<	1	U	<	1	UJ	<	1	U
Ammonia USEPA 350.1 (mg/L)						0.15	0.022	0.050	0.10		0.1	0.1		<	0.25	UJ	<	0.25	U
Nitrate/Nitrite USEPA 353.2 (mg/L)	**No Analysis in 2016, 2017, 2018**					<	0.019	0.050	0.10	U	<	0.1	U	<	0.1	UJ	<	0.1	U
Alkalinity SM 2320B (mg/L)						170	1.1	3.2	5.0		170	5		185	1.25		179	1.25	
Carbon Dioxide SM 2320B (mg/L)[1]						76	1.1	3.2	5.0		76	5		82	10		80	1.25	
Sulfate USEPA 9056A (mg/L)						15	0.23	0.50	5.0		11	5		13.6	1		13.4	1	
Sulfide SM 9034 (mg/L)						0.8	0.79	1.9	4.0	J	<	4	U	0.401	2	J	0.2	2	J
Dissolved Organic Carbon SM 9060A (mg/L)						0.64	0.16	0.50	1.0	J	0.57	1	J	1.24	1		<	1	U

Notes:
Analysis methods listed are accurate for most current sampling event. Previous analysis methods may be different.

[1]Carbon dioxide calculated from alkalinity results. Values for 2003 and 2004 were modified to be consistent with previous years' results.

< = less than reporting limit
µg/L = micrograms per liter
ID = identification number
J = estimated
LOQ = limit of quantification
mg/L = milligrams per liter
Qual = qualifier
RL = reporting limit
RSK = Robert S. Kerr Environmental Research Laboratory
SM = Standard Method
U = nondetect
USEPA = United States Environmental Protection Agency

TABLE E.2.3-34
CORNHUSKER ARMY AMMUNITION PLANT
WELL CA313-NATURAL ATTENUATION PARAMETERS

FIELD ID	CA313			CA313			CA313			CA313			CA313			CA313			CA313		
COLLECT DATE	2/28/2011			3/8/2010			3/2/2009			3/4/2008			3/8/2007			3/7/2006			3/7/2005		
	Result	RL	Qual	Result	RL	Qual	Result	RL	Qual	Result	RL	Qual	Result	RL	Qual	Result	RL	Qual	Result	RL	Qual
NATURAL ATTENUATION PARAMETERS																					
Methane RSK-175 (µg/L)	<	5	UJ	0.63	5	J	0.54	0.31		<	1.7	U	<	0.87	U	0.44	0.87	J	0.63	0.87	J
Total Kjeldahl Nitrogen USEPA 351.2 (mg/L)	<	1	UJ	0.24	1	J	<	1	U	<	1	U	<	1	U	<	1	U	<	1	U
Ammonia USEPA 350.1 (mg/L)	0.135	0.25	J	0.096	0.1	J	0.072	0.05		0.06	0.05		0.11	0.05		<	0.05	U	<	0.05	U
Nitrate/Nitrite USEPA 353.2 (mg/L)	<	0.1	UJ	<	0.1	U	0.05	0.05		0.059	0.05		0.065	0.05		<	0.05	U	0.14	0.05	
Alkalinity SM 2320B (mg/L)	175	1		200	5		190	8		180	2		200	8		190	8		190	8	
Carbon Dioxide SM 2320B (mg/L)[1]	78	0.4		88	2.2		85	0.22		79	0.88		90	0.88		83	0.88		84	0.1	
Sulfate USEPA 9056A (mg/L)	13	1		12	5		12	1		13	1		40	10		13	1		11	10	
Sulfide SM 9034 (mg/L)	0.2	2	J	<	4	U	<	1	U	<	1	U	<	1	U	<	1	U	<	1	U
Dissolved Organic Carbon SM 9060A (mg/L)	1.8	1		0.35	1	J	1.1	1		1.3	1		3.9	1		<	1	U	<	1	U

Notes:
Analysis methods listed are accurate for most current sampling event. Previous analysis methods may be different.

[1]Carbon dioxide calculated from alkalinity results. Values for 2003 and 2004 were modified to be consistent with previous years' results.

< = less than reporting limit
µg/L = micrograms per liter
ID = identification number
J = estimated
LOQ = limit of quantification
mg/L = milligrams per liter
Qual = qualifier
RL = reporting limit
RSK = Robert S. Kerr Environmental Research Laboratory
SM = Standard Method
U = nondetect
USEPA = United States Environmental Protection Agency

TABLE E.2.3-34
CORNHUSKER ARMY AMMUNITION PLANT
WELL CA313-NATURAL ATTENUATION PARAMETERS

FIELD ID	CA313			CA313			CA313			CA313			CA313			CA313			CA313		
COLLECT DATE	3/8/2004			3/10/2003			3/11/2002			3/13/2001			3/7/2000			3/16/1999			6/9/1998		
	Result	RL	Qual	Result	RL	Qual	Result	RL	Qual	Result	RL	Qual	Result	RL	Qual	Result	RL	Qual	Result	RL	Qual
NATURAL ATTENUATION PARAMETERS																					
Methane RSK-175 (µg/L)	<	2	U	<	2	U	<	2.0	U	<	1.2	U	0.54	1	J	<	1	U	<	1	U
Total Kjeldahl Nitrogen USEPA 351.2 (mg/L)	<	0.3	U	0.34	0.2		<	0.24	U	0.393	0.1		0.694	0.1		<	0.1	U	0.08	0.1	J
Ammonia USEPA 350.1 (mg/L)	0.17	0.2	J	0.17	0.2	J	0.17	0.20	J	0.220	0.1		0.232	0.1		0.112	0.1		0.026	0.1	J
Nitrate/Nitrite USEPA 353.2 (mg/L)	<	0.1	U	0.064	0.1	J	<	0.10	U	<	0.5	U	<	1	U	<	1	U	<	1	U
Alkalinity SM 2320B (mg/L)	190	5		250	5		210	5.0		187	5		203	5		204	5		237	5	
Carbon Dioxide SM 2320B (mg/L)[1]	84	0.3		110	1		92	1.0		82.3	5		89.3	2.2		89.8	2.2		104	2.2	
Sulfate USEPA 9056A (mg/L)	12	1		15	5		14	5.0		16.9	5		14.4	2		16.7	5		11.3	2	
Sulfide SM 9034 (mg/L)	<	1	U	0.9	1	J	<	1.0	U	<	1	U	<	1	U	<	1	U	<	1	U
Dissolved Organic Carbon SM 9060A (mg/L)	<	1	U	<	1	U	1.5	1.0		<	5	U	<	5	U	17.1	5		7.4	5	

Notes:
Analysis methods listed are accurate for most current sampling event. Previous analysis methods may be different.

[1]Carbon dioxide calculated from alkalinity results. Values for 2003 and 2004 were modified to be consistent with previous years' results.

< = less than reporting limit
µg/L = micrograms per liter
ID = identification number
J = estimated
LOQ = limit of quantification
mg/L = milligrams per liter
Qual = qualifier
RL = reporting limit
RSK = Robert S. Kerr Environmental Research Laboratory
SM = Standard Method
U = nondetect
USEPA = United States Environmental Protection Agency

TABLE E.2.3-35
CORNHUSKER ARMY AMMUNITION PLANT
WELL CA322-NATURAL ATTENUATION PARAMETERS

FIELD ID	CA322			CA322			CA322			CA322			CA322			CA322			CA322		
COLLECT DATE	None			3/5/2013			2/28/2012			3/1/2011			3/5/2010			3/3/2009			3/3/2008		
	Result	RL	Qual	Result	RL	Qual	Result	RL	Qual	Result	RL	Qual	Result	RL	Qual	Result	RL	Qual	Result	RL	Qual
NATURAL ATTENUATION PARAMETERS																					
Methane RSK-175 (µg/L)				<	5	U	<	5	U	<	5	UJ	<	5	U	<	0.31	U	<	1.7	U
Total Kjeldahl Nitrogen USEPA 351.2 (mg/L)				<	1	UJ	<	1	UJ	<	1	UJ	<	1	UJ	<	1	UJ	<	1	UJ
Ammonia USEPA 350.1 (mg/L)	**Not Sampled**			<	0.25	U	<	0.25	U	0.047	0.25	J	<	0.1	UJ	<	0.05	U	<	0.05	U
Nitrate/Nitrite USEPA 353.2 (mg/L)	**in 2014, 2015, 2016,**			<	0.1	U	12	0.1	J	15	0.1		12	0.5	J	17	0.5	J	19	0.5	
Alkalinity SM 2320B (mg/L)	**2017, 2018**			145	1.25		134	1.25		168	1		170	5		170	8		150	2	
Carbon Dioxide SM 2320B (mg/L)[1]				64	10		60	1.25		75	0.4		77	2.2		74	0.22		66	0.88	
Sulfate USEPA 9056A (mg/L)				51.6	1		48	1		44	1		38	5		33	20	J	40	10	
Sulfide SM 9034 (mg/L)				0.2	2	J	0.4	2	J	0.2	2	J	<	4	U	<	1	U	<	1	U
Dissolved Organic Carbon SM 9060A (mg/L)				1.93	1		<	1	U	1.6	1		1.2	1		2.2	1	J	2.4	1	

Notes:
Analysis methods listed are accurate for most current sampling event. Previous analysis methods may be different.

[1]Carbon dioxide calculated from alkalinity results. Values for 2003 and 2004 were modified to be consistent with previous years' results.

< = less than reporting limit
µg/L = micrograms per liter
ID = identification number
J = estimated
LOQ = limit of quantification
mg/L = milligrams per liter
Qual = qualifier
RL = reporting limit
RSK = Robert S. Kerr Environmental Research Laboratory
SM = Standard Method
U = nondetect
USEPA = United States Environmental Protection Agency

TABLE E.2.3-35
CORNHUSKER ARMY AMMUNITION PLANT
WELL CA322-NATURAL ATTENUATION PARAMETERS

FIELD ID	CA322			CA322			CA322			CA322			CA322			CA322			CA322		
COLLECT DATE	3/6/2007			3/7/2006			3/8/2005			3/9/2004			3/11/2003			3/12/2002			3/13/2001		
	Result	RL	Qual	Result	RL	Qual	Result	RL	Qual	Result	RL	Qual	Result	RL	Qual	Result	RL	Qual	Result	RL	Qual
NATURAL ATTENUATION PARAMETERS																					
Methane RSK-175 (µg/L)	<	0.87	U	<	0.87	U	<	0.87	U	<	2	U	<	2	U	<	2.0	U	<	1	U
Total Kjeldahl Nitrogen USEPA 351.2 (mg/L)	<	1	UJ	<	1	UJ	<	1	U	0.86	0.2		0.41	0.2	J	<	0.23	U	<	0.1	U
Ammonia USEPA 350.1 (mg/L)	<	0.05	U	<	0.05	U	<	0.05	U	<	0.2	U	0.14	0.2	J	0.05	0.20	J	<	0.1	U
Nitrate/Nitrite USEPA 353.2 (mg/L)	18	0.5	J	19	0.5		15	0.5	J	16	1		16	0.5		16	0.50		15.9	1	
Alkalinity SM 2320B (mg/L)	160	8		150	8		150	8		140	5		180	5		150	5.0		134	5	
Carbon Dioxide SM 2320B (mg/L)[1]	72	0.88		66	0.88		66	0.1		62	0.6		79	1		66	1.0		59	5	
Sulfate USEPA 9056A (mg/L)	38	10		33	20		31	20		31	2		31	1		31	1.0		29.9	5	
Sulfide SM 9034 (mg/L)	<	1	U	<	1	U	<	1	U	<	1	U	0.8	1	J	<	1.0	U	<	1	U
Dissolved Organic Carbon SM 9060A (mg/L)	1.8	1		1.9	1		1.8	1		<	2	U	1.7	1		2.0	1.0		4.8	5	

Notes:
Analysis methods listed are accurate for most current sampling event. Previous analysis methods may be different.

[1]Carbon dioxide calculated from alkalinity results. Values for 2003 and 2004 were modified to be consistent with previous years' results.

< = less than reporting limit
µg/L = micrograms per liter
ID = identification number
J = estimated
LOQ = limit of quantification
mg/L = milligrams per liter
Qual = qualifier
RL = reporting limit
RSK = Robert S. Kerr Environmental Research Laboratory
SM = Standard Method
U = nondetect
USEPA = United States Environmental Protection Agency

TABLE E.2.3-35
CORNHUSKER ARMY AMMUNITION PLANT
WELL CA322-NATURAL ATTENUATION PARAMETERS

FIELD ID	CA322			CA322			CA322		
COLLECT DATE	3/8/2000			3/16/1999			6/10/1998		
	Result	RL	Qual	Result	RL	Qual	Result	RL	Qual
NATURAL ATTENUATION PARAMETERS									
Methane RSK-175 (µg/L)	<	1	U	<	1	U	1.03	1	
Total Kjeldahl Nitrogen USEPA 351.2 (mg/L)	0.176	0.1		<	0.1	U	<	0.1	U
Ammonia USEPA 350.1 (mg/L)	<	0.1	U	<	0.1	U	0.078	0.1	J
Nitrate/Nitrite USEPA 353.2 (mg/L)	15.5	1		15.1	1		15.4	1	
Alkalinity SM 2320B (mg/L)	151	5		168	5		171	5	
Carbon Dioxide SM 2320B (mg/L)[1]	66.4	2.2		73.9	2.2		75.2	2.2	
Sulfate USEPA 9056A (mg/L)	28.4	2		33.7	5		25.1	2	
Sulfide SM 9034 (mg/L)	<	1	U	<	1	U	<	1	U
Dissolved Organic Carbon SM 9060A (mg/L)	<	5	U	16.8	5		4.5	5	

Notes:
Analysis methods listed are accurate for most current sampling event. Previous analysis methods may be different.

[1]Carbon dioxide calculated from alkalinity results. Values for 2003 and 2004 were modified to be consistent with previous years' results.

< = less than reporting limit
µg/L = micrograms per liter
ID = identification number
J = estimated
LOQ = limit of quantification
mg/L = milligrams per liter
Qual = qualifier
RL = reporting limit
RSK = Robert S. Kerr Environmental Research Laboratory
SM = Standard Method
U = nondetect
USEPA = United States Environmental Protection Agency

TABLE E.2.3-36
CORNHUSKER ARMY AMMUNITION PLANT
WELL CA330-NATURAL ATTENUATION PARAMETERS

FIELD ID	CA330					CA330					CA330			CA330			CA330		
COLLECT DATE	None					8/7/2015					8/11/2014			3/4/2013			2/27/2012		
	Result	DL	LOD	LOQ	Qual	Result	DL	LOD	LOQ	Qual	Result	LOQ	Qual	Result	RL	Qual	Result	RL	Qual
NATURAL ATTENUATION PARAMETERS																			
Methane RSK-175 (µg/L)						<	0.22	0.80	5.0	U	<	5	U	<	5	U	<	5	U
Total Kjeldahl Nitrogen USEPA 351.2 (mg/L)						<	0.18	0.50	1.0	UJ	<	1	UJ	<	1	U	<	1	UJ
Ammonia USEPA 350.1 (mg/L)						<	0.022	0.050	0.10	UJ	0.04	0.1	J	<	0.25	UJ	<	0.25	U
Nitrate/Nitrite USEPA 353.2 (mg/L)	**No Analysis in 2016, 2017, 2018**					6.0	0.038	0.10	0.20		8.7	0.1	J	9.7	0.1		10	0.1	J
Alkalinity SM 2320B (mg/L)						300	1.1	3.2	5.0		280	5		325	1.25		291	1.25	
Carbon Dioxide SM 2320B (mg/L)[1]						133	1.1	3.2	5.0		124	5		144	10		129	1.25	
Sulfate USEPA 9056A (mg/L)						36	0.23	0.50	5.0		64	5		38.8	1		35	1	
Sulfide SM 9034 (mg/L)						<	0.79	1.9	4.0	UJ	<	4	U	0.2	2	J	0.2	2	J
Dissolved Organic Carbon SM 9060A (mg/L)						2.0	0.16	0.50	1.0		2.3	1		2.45	1	J	2.2	1	

Notes:
Analysis methods listed are accurate for most current sampling event. Previous analysis methods may be different.

[1]Carbon dioxide calculated from alkalinity results. Values for 2003 and 2004 were modified to be consistent with previous years' results.

< = less than reporting limit
µg/L = micrograms per liter
ID = identification number
J = estimated
LOQ = limit of quantification
mg/L = milligrams per liter
Qual = qualifier
RL = reporting limit
RSK = Robert S. Kerr Environmental Research Laboratory
SM = Standard Method
U = nondetect
USEPA = United States Environmental Protection Agency

TABLE E.2.3-36
CORNHUSKER ARMY AMMUNITION PLANT
WELL CA330-NATURAL ATTENUATION PARAMETERS

FIELD ID	CA330			CA330			CA330			CA330			CA330			CA330			CA330		
COLLECT DATE	2/28/2011			3/5/2010			3/2/2009			3/3/2008			3/5/2007			3/6/2006			3/7/2005		
	Result	RL	Qual	Result	RL	Qual	Result	RL	Qual	Result	RL	Qual	Result	RL	Qual	Result	RL	Qual	Result	RL	Qual
NATURAL ATTENUATION PARAMETERS																					
Methane RSK-175 (µg/L)	<	5	UJ	<	5	U	<	0.31	U	<	1.7	U	<	0.87	U	<	0.87	U	<	0.87	U
Total Kjeldahl Nitrogen USEPA 351.2 (mg/L)	<	1	UJ	<	1	UJ	<	1	U	<	1	UJ	<	1	UJ	<	1	U	<	1	U
Ammonia USEPA 350.1 (mg/L)	0.041	0.25	J	<	0.1	U	<	0.05	U	<	0.05	U	<	0.05	U	<	0.05	U	<	0.05	U
Nitrate/Nitrite USEPA 353.2 (mg/L)	10	0.1		9.3	0.2	J	5	0.25		9.8	0.5	J	14	1		17	0.5		13	0.5	
Alkalinity SM 2320B (mg/L)	275	1		390	5		460	8		330	4		320	8		360	8		330	8	
Carbon Dioxide SM 2320B (mg/L)[1]	122	0.4		170	2.2		200	0.22		145	0.88		140	0.88		160	0.88		140	0.1	
Sulfate USEPA 9056A (mg/L)	37	1		44	5		28	20	J	43	20		50	20		47	20		66	50	
Sulfide SM 9034 (mg/L)	0.2	2	J	<	4	U	<	1	U	<	1	U	<	1	U	<	1	U	<	1	U
Dissolved Organic Carbon SM 9060A (mg/L)	2.4	1		2.3	1		3.8	1		2.6	1		1.9	1		2.7	1		2	1	

Notes:
Analysis methods listed are accurate for most current sampling event. Previous analysis methods may be different.

[1]Carbon dioxide calculated from alkalinity results. Values for 2003 and 2004 were modified to be consistent with previous years' results.

< = less than reporting limit
µg/L = micrograms per liter
ID = identification number
J = estimated
LOQ = limit of quantification
mg/L = milligrams per liter
Qual = qualifier
RL = reporting limit
RSK = Robert S. Kerr Environmental Research Laboratory
SM = Standard Method
U = nondetect
USEPA = United States Environmental Protection Agency

TABLE E.2.3-36
CORNHUSKER ARMY AMMUNITION PLANT
WELL CA330-NATURAL ATTENUATION PARAMETERS

FIELD ID	CA330			CA330			CA330			CA330			CA330			CA330			CA330		
COLLECT DATE	3/8/2004			3/10/2003			3/12/2002			3/12/2001			3/7/2000			3/15/1999			6/9/1998		
	Result	RL	Qual	Result	RL	Qual	Result	RL	Qual	Result	RL	Qual	Result	RL	Qual	Result	RL	Qual	Result	RL	Qual
NATURAL ATTENUATION PARAMETERS																					
Methane RSK-175 (µg/L)	<	2	U	<	2	U	<	2.0	U	<	1	U	<	1	U	<	1	U	<	1	U
Total Kjeldahl Nitrogen USEPA 351.2 (mg/L)	0.92	0.2		0.44	0.2		0.36	0.20		0.10	0.1		<	0.1	U	<	0.1	U	0.050	0.1	
Ammonia USEPA 350.1 (mg/L)	0.28	0.2		0.25	0.2		0.09	0.20	J	<	0.1	U	<	0.1	U	<	0.1	U	<	0.1	U
Nitrate/Nitrite USEPA 353.2 (mg/L)	12	0.5		8.9	0.5		6.2	0.50		5.55	0.5		4.88	1		5.77	1		5.73	1	
Alkalinity SM 2320B (mg/L)	350	5		430	5		390	5.0		379	5		365	5		445	5		381	5	
Carbon Dioxide SM 2320B (mg/L)[1]	154	0.6		189	1		170	1.0		167	5		161	2.2		196	2.2		168	2.2	
Sulfate USEPA 9056A (mg/L)	60	2		51	1		55	5.0		57.1	5		44.4	2		53.7	5		41.5	2	
Sulfide SM 9034 (mg/L)	<	1	U	1.2	1		<	1.0	U	<	1	U	<	1	U	<	1	U	<	1	U
Dissolved Organic Carbon SM 9060A (mg/L)	2.3	1		1.9	1		2.7	1.0		5.5	5		<	5	U	17.3	5		7.8	5	

Notes:
Analysis methods listed are accurate for most current sampling event. Previous analysis methods may be different.

[1]Carbon dioxide calculated from alkalinity results. Values for 2003 and 2004 were modified to be consistent with previous years' results.

< = less than reporting limit
µg/L = micrograms per liter
ID = identification number
J = estimated
LOQ = limit of quantification
mg/L = milligrams per liter
Qual = qualifier
RL = reporting limit
RSK = Robert S. Kerr Environmental Research Laboratory
SM = Standard Method
U = nondetect
USEPA = United States Environmental Protection Agency

TABLE E.2.3-37
CORNHUSKER ARMY AMMUNITION PLANT
WELL CA331-NATURAL ATTENUATION PARAMETERS

FIELD ID	CA331					CA331					CA331			CA331			CA331		
COLLECT DATE	None					8/7/2015					8/12/2014			3/4/2013			2/27/2012		
	Result	DL	LOD	LOQ	Qual	Result	DL	LOD	LOQ	Qual	Result	LOQ	Qual	Result	RL	Qual	Result	RL	Qual
NATURAL ATTENUATION PARAMETERS																			
Methane RSK-175 (µg/L)						<	0.22	0.80	5.0	U	<	5	U	<	5	U	<	5	U
Total Kjeldahl Nitrogen USEPA 351.2 (mg/L)						<	0.18	0.50	1.0	U	<	1	UJ	<	1	U	<	1	UJ
Ammonia USEPA 350.1 (mg/L)						<	0.022	0.050	0.10	U	0.026	0.1	J	<	0.25	U	<	0.25	U
Nitrate/Nitrite USEPA 353.2 (mg/L)	**No Analysis in 2016, 2017, 2018**					8.6	0.038	0.10	0.20		13	0.5		14	0.1		13	0.1	
Alkalinity SM 2320B (mg/L)						200	1.1	3.2	5.0		190	5		220	1.25		165	1.25	
Carbon Dioxide SM 2320B (mg/L)[1]						89	1.1	3.2	5.0		84	5		98	1.25		73	1.25	
Sulfate USEPA 9056A (mg/L)						41	0.23	0.50	5.0		37	5		45.4	1		42	1	
Sulfide SM 9034 (mg/L)						<	0.79	1.9	4.0	U	<	4	U	0.401	2	J	0.4	2	J
Dissolved Organic Carbon SM 9060A (mg/L)						1.4	0.16	0.50	1.0		1.3	1		2.2	1		4.2	1	

Notes:
Analysis methods listed are accurate for most current sampling event. Previous analysis methods may be different.

[1]Carbon dioxide calculated from alkalinity results. Values for 2003 and 2004 were modified to be consistent with previous years' results.

< = less than reporting limit
µg/L = micrograms per liter
ID = identification number
J = estimated
LOQ = limit of quantification
mg/L = milligrams per liter
Qual = qualifier
RL = reporting limit
RSK = Robert S. Kerr Environmental Research Laboratory
SM = Standard Method
U = nondetect
USEPA = United States Environmental Protection Agency

TABLE E.2.3-37
CORNHUSKER ARMY AMMUNITION PLANT
WELL CA331-NATURAL ATTENUATION PARAMETERS

FIELD ID	CA331			CA331			CA331			CA331			CA331			CA331			CA331		
COLLECT DATE	2/28/2011			3/5/2010			3/2/2009			3/3/2008			3/5/2007			3/6/2006			3/7/2005		
	Result	RL	Qual	Result	RL	Qual	Result	RL	Qual	Result	RL	Qual	Result	RL	Qual	Result	RL	Qual	Result	RL	Qual
NATURAL ATTENUATION PARAMETERS																					
Methane RSK-175 (µg/L)	<	5	UJ	<	5	U	<	0.31	U	<	1.7	U	<	0.87	U	<	0.87	U	<	0.87	U
Total Kjeldahl Nitrogen USEPA 351.2 (mg/L)	<	1	U	<	1	U	<	1	U	<	1	U	<	1	U	<	1	U	<	1	U
Ammonia USEPA 350.1 (mg/L)	0.048	0.25	J	<	0.1	U	<	0.05	U	<	0.05	U	<	0.05	U	<	0.05	U	0.08	0.05	
Nitrate/Nitrite USEPA 353.2 (mg/L)	11	0.1		13	0.5		14	0.5		17	0.5		18	0.5		9	0.5		5.8	0.5	
Alkalinity SM 2320B (mg/L)	188	1		180	5		190	8		170	2		160	8		180	8		190	8	
Carbon Dioxide SM 2320B (mg/L)[1]	84	0.4		77	2.2		82	0.22		75	0.88		72	0.88		79	0.88		84	0.1	
Sulfate USEPA 9056A (mg/L)	40	1		42	5		35	20		43	10		43	10		45	20		44	20	
Sulfide SM 9034 (mg/L)	0.2	2	J	<	4	U	<	1	U	<	1	U	<	1	U	<	1	U	<	1	U
Dissolved Organic Carbon SM 9060A (mg/L)	1.9	1		1.2	1		2.2	1		2.1	1		1.5	1		1.6	1		1.8	1	

Notes:
Analysis methods listed are accurate for most current sampling event. Previous analysis methods may be different.

[1]Carbon dioxide calculated from alkalinity results. Values for 2003 and 2004 were modified to be consistent with previous years' results.

< = less than reporting limit
µg/L = micrograms per liter
ID = identification number
J = estimated
LOQ = limit of quantification
mg/L = milligrams per liter
Qual = qualifier
RL = reporting limit
RSK = Robert S. Kerr Environmental Research Laboratory
SM = Standard Method
U = nondetect
USEPA = United States Environmental Protection Agency

TABLE E.2.3-37
CORNHUSKER ARMY AMMUNITION PLANT
WELL CA331-NATURAL ATTENUATION PARAMETERS

FIELD ID	CA331			CA331			CA331			CA331			CA331			CA331			CA331		
COLLECT DATE	3/8/2004			3/10/2003			3/12/2002			3/12/2001			3/7/2000			3/15/1999			6/9/1998		
	Result	RL	Qual	Result	RL	Qual	Result	RL	Qual	Result	RL	Qual	Result	RL	Qual	Result	RL	Qual	Result	RL	Qual
NATURAL ATTENUATION PARAMETERS																					
Methane RSK-175 (µg/L)	<	2	U	<	2	U	<	2	U	<	1	U	<	1	U	<	1	U	<	1	U
Total Kjeldahl Nitrogen USEPA 351.2 (mg/L)	1.2	0.2		0.46	0.2		0.27	0.2		0.1	0.1		<	0.1	U	<	0.1	U	0.069	0.1	J
Ammonia USEPA 350.1 (mg/L)	0.12	0.2	J	0.15	0.2	J	<	0.2	U	<	0.1	U	<	0.1	U	<	0.1	U	0.032	0.1	J
Nitrate/Nitrite USEPA 353.2 (mg/L)	17	0.5		15	0.5		13	0.5		12.5	0.5		14.0	1		12.4	1		13.0	2	
Alkalinity SM 2320B (mg/L)	160	5		160	5		140	5		187	5		137	5		161	5		172	5	
Carbon Dioxide SM 2320B (mg/L)[1]	70	1.2		70	1		62	1		82.3	5		60.3	2.2		70.8	2.2		75.7	2.2	
Sulfate USEPA 9056A (mg/L)	47	1		43	1		38	1		37.3	5		14.7	2		30.8	5		33.9	2	
Sulfide SM 9034 (mg/L)	<	1	U	1	1		<	1	U	<	1	U	<	1	U	<	1	U	<	1	U
Dissolved Organic Carbon SM 9060A (mg/L)	<	1.6	U	<	1.2	U	1.8	1		<	5	U	<	5	U	18.2	5		6.8	5	

Notes:
Analysis methods listed are accurate for most current sampling event. Previous analysis methods may be different.

[1]Carbon dioxide calculated from alkalinity results. Values for 2003 and 2004 were modified to be consistent with previous years' results.

< = less than reporting limit
µg/L = micrograms per liter
ID = identification number
J = estimated
LOQ = limit of quantification
mg/L = milligrams per liter
Qual = qualifier
RL = reporting limit
RSK = Robert S. Kerr Environmental Research Laboratory
SM = Standard Method
U = nondetect
USEPA = United States Environmental Protection Agency

TABLE E.2.3-38
CORNHUSKER ARMY AMMUNITION PLANT
WELL CA332-NATURAL ATTENUATION PARAMETERS

FIELD ID	CA332					CA332					CA332			CA332			CA332		
COLLECT DATE	None					8/7/2015					8/12/2014			3/4/2013			2/27/2012		
	Result	DL	LOD	LOQ	Qual	Result	DL	LOD	LOQ	Qual	Result	LOQ	Qual	Result	RL	Qual	Result	RL	Qual
NATURAL ATTENUATION PARAMETERS																			
Methane RSK-175 (µg/L)						<	0.22	0.80	5.0	U	<	5	U	<	5	U	<	5	U
Total Kjeldahl Nitrogen USEPA 351.2 (mg/L)						<	0.18	0.50	1.0	U	<	1	U	<	1	U	<	1	UJ
Ammonia USEPA 350.1 (mg/L)						<	0.022	0.050	0.10	U	0.066	0.1	J	<	0.25	U	<	0.25	U
Nitrate/Nitrite USEPA 353.2 (mg/L)	**No Analysis in 2016, 2017, 2018**					10	0.038	0.10	0.20		11	0.5		11.6	0.1		10	0.1	
Alkalinity SM 2320B (mg/L)						140	1.1	3.2	5.0		140	5		130	1.25		146	1.25	
Carbon Dioxide SM 2320B (mg/L)[1]						62	1.1	3.2	5.0		62	5		58	1.25		65	1.25	
Sulfate USEPA 9056A (mg/L)						46	0.23	0.50	5.0		36	5		44	1		42	1	
Sulfide SM 9034 (mg/L)						<	0.79	1.9	4.0	U	<	4	U	0.2	2	J	0.2	2	J
Dissolved Organic Carbon SM 9060A (mg/L)						1.2	0.16	0.50	1.0		1.7	1		2.16	1		3.5	1	

Notes:
Analysis methods listed are accurate for most current sampling event. Previous analysis methods may be different.

[1]Carbon dioxide calculated from alkalinity results. Values for 2003 and 2004 were modified to be consistent with previous years' results.

< = less than reporting limit
µg/L = micrograms per liter
ID = identification number
J = estimated
LOQ = limit of quantification
mg/L = milligrams per liter
Qual = qualifier
RL = reporting limit
RSK = Robert S. Kerr Environmental Research Laboratory
SM = Standard Method
U = nondetect
USEPA = United States Environmental Protection Agency

TABLE E.2.3-38
CORNHUSKER ARMY AMMUNITION PLANT
WELL CA332-NATURAL ATTENUATION PARAMETERS

FIELD ID	CA332			CA332			CA332			CA332			CA332			CA332			CA332		
COLLECT DATE	2/28/2011			3/5/2010			3/2/2009			3/3/2008			3/5/2007			3/6/2006			3/7/2005		
	Result	RL	Qual	Result	RL	Qual	Result	RL	Qual	Result	RL	Qual	Result	RL	Qual	Result	RL	Qual	Result	RL	Qual
NATURAL ATTENUATION PARAMETERS																					
Methane RSK-175 (µg/L)	<	5	UJ	<	5	U	<	0.31	U	<	1.7	U	<	0.87	U	<	0.87	U	<	0.87	U
Total Kjeldahl Nitrogen USEPA 351.2 (mg/L)	<	1	UJ	<	1	U	<	1	U	<	1	U	<	1	U	<	1	U	<	1	U
Ammonia USEPA 350.1 (mg/L)	0.035	0.25	J	<	0.1	U	<	0.05	U	<	0.05	U	<	0.05	U	<	0.05	U	<	0.05	U
Nitrate/Nitrite USEPA 353.2 (mg/L)	10	0.1		14	0.5		13	0.5		14	0.5		14	0.5		6.4	0.5		9.6	0.25	
Alkalinity SM 2320B (mg/L)	142	1		140	5		150	8		140	2		150	8		160	8		160	8	
Carbon Dioxide SM 2320B (mg/L)[1]	63	0.4		63	2.2		66	0.22		62	0.88		67	0.88		70	0.88		70	0.1	
Sulfate USEPA 9056A (mg/L)	42	1		45	5		45	20		50	10		45	10		45	20		40	20	
Sulfide SM 9034 (mg/L)	0.2	2	J	<	4	U	<	1	U	<	1	U	<	1	U	<	1	U	<	1	U
Dissolved Organic Carbon SM 9060A (mg/L)	1.9	1		1	1		2	1		1.8	1		1.4	1		3.7	1		1.6	1	

Notes:
Analysis methods listed are accurate for most current sampling event. Previous analysis methods may be different.

[1]Carbon dioxide calculated from alkalinity results. Values for 2003 and 2004 were modified to be consistent with previous years' results.

< = less than reporting limit
µg/L = micrograms per liter
ID = identification number
J = estimated
LOQ = limit of quantification
mg/L = milligrams per liter
Qual = qualifier
RL = reporting limit
RSK = Robert S. Kerr Environmental Research Laboratory
SM = Standard Method
U = nondetect
USEPA = United States Environmental Protection Agency

TABLE E.2.3-38
CORNHUSKER ARMY AMMUNITION PLANT
WELL CA332-NATURAL ATTENUATION PARAMETERS

FIELD ID	CA332			CA332			CA332			CA332			CA332			CA332			CA332		
COLLECT DATE	3/8/2004			3/10/2003			3/12/2002			3/12/2001			3/7/2000			3/15/1999			6/9/1998		
	Result	RL	Qual	Result	RL	Qual	Result	RL	Qual	Result	RL	Qual	Result	RL	Qual	Result	RL	Qual	Result	RL	Qual
NATURAL ATTENUATION PARAMETERS																					
Methane RSK-175 (µg/L)	<	2	U	<	2	U	<	2.0	U	<	1	U	<	1	U	<	1	U	<	1	U
Total Kjeldahl Nitrogen USEPA 351.2 (mg/L)	1.2	0.2		0.32	0.2		0.18	0.20	J	<	0.1	U	<	0.1	U	<	0.1	U	<	0.1	U
Ammonia USEPA 350.1 (mg/L)	<	0.2	U	0.12	0.2	J	<	0.20	U	<	0.1	U	<	0.1	U	<	0.1	U	<	0.1	U
Nitrate/Nitrite USEPA 353.2 (mg/L)	11	0.5		11	0.5		7.6	0.50		10.2	0.5		9.48	1		9.29	1		10.7	1	
Alkalinity SM 2320B (mg/L)	140	5		160	5		140	5.0		111	5		119	5		121	5		117	5	
Carbon Dioxide SM 2320B (mg/L)[1]	62	0.9		70	1		62	1.0		48.8	5		52.4	2.2		53.2	2.2		51.5	2.2	
Sulfate USEPA 9056A (mg/L)	50	1		40	1		36	1.0		32.4	5		37.4	5		37.5	5		30.5	2	
Sulfide SM 9034 (mg/L)	<	1	U	0.7	1	J	<	1.0	U	<	1	U	<	1	U	<	1	U	<	1	U
Dissolved Organic Carbon SM 9060A (mg/L)	<	1.5	U	<	1.2	U	1.7	1.0		<	5	U	<	5	U	14.8	5		3	5	J

Notes:
Analysis methods listed are accurate for most current sampling event. Previous analysis methods may be different.

[1]Carbon dioxide calculated from alkalinity results. Values for 2003 and 2004 were modified to be consistent with previous years' results.

< = less than reporting limit
µg/L = micrograms per liter
ID = identification number
J = estimated
LOQ = limit of quantification
mg/L = milligrams per liter
Qual = qualifier
RL = reporting limit
RSK = Robert S. Kerr Environmental Research Laboratory
SM = Standard Method
U = nondetect
USEPA = United States Environmental Protection Agency

TABLE E.2.3-39
CORNHUSKER ARMY AMMUNITION PLANT
WELL CA342-NATURAL ATTENUATION PARAMETERS

FIELD ID	CA342					CA342					CA342			CA342			CA342		
COLLECT DATE	None					8/10/2015					8/6/2014			3/4/2013			2/27/2012		
	Result	DL	LOD	LOQ	Qual	Result	DL	LOD	LOQ	Qual	Result	LOQ	Qual	Result	RL	Qual	Result	RL	Qual
NATURAL ATTENUATION PARAMETERS																			
Methane RSK-175 (µg/L)						<	0.22	0.80	5.0	U	<	5	U	<	5	U	<	5	U
Total Kjeldahl Nitrogen USEPA 351.2 (mg/L)						<	0.18	0.50	1.0	U	<	1	U	<	1	U	<	1	UJ
Ammonia USEPA 350.1 (mg/L)						<	0.022	0.050	0.10	U	0.022	0.1	J	<	0.25	U	<	0.25	U
Nitrate/Nitrite USEPA 353.2 (mg/L)	**No Analysis in 2016, 2017, 2018**					12	0.19	0.50	1.0		15	0.1		15.2	0.1		12	0.1	
Alkalinity SM 2320B (mg/L)						210	1.1	3.2	5.0		240	5		190	1.25	J	177	1.25	
Carbon Dioxide SM 2320B (mg/L)[1]						93	1.1	3.2	5.0		107	5		84	10	J	79	1.25	
Sulfate USEPA 9056A (mg/L)						61	0.23	0.50	5.0		59	5		54.4	1		59	1	
Sulfide SM 9034 (mg/L)						<	0.79	1.9	4.0	U	0.8	4	J	0.401	2	J	0.2	2	J
Dissolved Organic Carbon SM 9060A (mg/L)						1.7	0.16	0.50	1.0		1.7	1		2.5	1		3.9	1	

Notes:
Analysis methods listed are accurate for most current sampling event. Previous analysis methods may be different.

[1]Carbon dioxide calculated from alkalinity results. Values for 2003 and 2004 were modified to be consistent with previous years' results.

< = less than reporting limit
µg/L = micrograms per liter
ID = identification number
J = estimated
LOQ = limit of quantification
mg/L = milligrams per liter
Qual = qualifier
RL = reporting limit
RSK = Robert S. Kerr Environmental Research Laboratory
SM = Standard Method
U = nondetect
USEPA = United States Environmental Protection Agency

TABLE E.2.3-39
CORNHUSKER ARMY AMMUNITION PLANT
WELL CA342-NATURAL ATTENUATION PARAMETERS

FIELD ID	CA342			CA342			CA342			CA342			CA342			CA342			CA342		
COLLECT DATE	3/1/2011			3/5/2010			3/2/2009			3/4/2008			3/5/2007			3/6/2006			3/7/2005		
	Result	RL	Qual	Result	RL	Qual	Result	RL	Qual	Result	RL	Qual	Result	RL	Qual	Result	RL	Qual	Result	RL	Qual
NATURAL ATTENUATION PARAMETERS																					
Methane RSK-175 (µg/L)	<	5	UJ	<	5	U	<	0.31	U	<	1.7	U	<	0.87	U	<	0.87	U	<	0.87	U
Total Kjeldahl Nitrogen USEPA 351.2 (mg/L)	<	1	U	<	1	U	<	1	U	<	1	U	<	1	U	<	1	U	<	1	U
Ammonia USEPA 350.1 (mg/L)	0.036	0.25	J	<	0.1	U	<	0.05	U	<	0.05	U	<	0.05	U	<	0.05	U	<	0.05	U
Nitrate/Nitrite USEPA 353.2 (mg/L)	12	0.1		14	0.5		18	0.5		19	0.5		19	0.5		16	0.5		16	0.5	
Alkalinity SM 2320B (mg/L)	202	1		200	5		220	8		200	2		220	8		210	8		210	8	
Carbon Dioxide SM 2320B (mg/L)[1]	90	0.4		88	2.2		96	0.22		88	0.88		95	0.88		92	0.88		92	0.1	
Sulfate USEPA 9056A (mg/L)	65	1		56	25		51	20		45	5		44	10		47	20		44	20	
Sulfide SM 9034 (mg/L)	0.4	2	J	<	4	U	<	1	U	<	1	U	<	1	U	<	1	U	<	1	U
Dissolved Organic Carbon SM 9060A (mg/L)	2.1	1		1.3	1		3.9	1		2.4	1		1.7	1		1.9	1		1.8	1	

Notes:
Analysis methods listed are accurate for most current sampling event. Previous analysis methods may be different.

[1]Carbon dioxide calculated from alkalinity results. Values for 2003 and 2004 were modified to be consistent with previous years' results.

< = less than reporting limit
µg/L = micrograms per liter
ID = identification number
J = estimated
LOQ = limit of quantification
mg/L = milligrams per liter
Qual = qualifier
RL = reporting limit
RSK = Robert S. Kerr Environmental Research Laboratory
SM = Standard Method
U = nondetect
USEPA = United States Environmental Protection Agency

TABLE E.2.3-39
CORNHUSKER ARMY AMMUNITION PLANT
WELL CA342-NATURAL ATTENUATION PARAMETERS

FIELD ID	CA342			CA342			CA342			CA342			CA342			CA342			CA342		
COLLECT DATE	3/8/2004			3/10/2003			3/11/2002			3/12/2001			3/7/2000			3/15/1999			6/9/1998		
	Result	RL	Qual	Result	RL	Qual	Result	RL	Qual	Result	RL	Qual	Result	RL	Qual	Result	RL	Qual	Result	RL	Qual
NATURAL ATTENUATION PARAMETERS																					
Methane RSK-175 (µg/L)	<	2	U	<	2	U	<	2.0	U	<	1	U	<	1	U	<	1	U	<	1	U
Total Kjeldahl Nitrogen USEPA 351.2 (mg/L)	1.1	0.2		0.23	0.2		<	0.20	U	0.337	0.1		<	0.1	U	<	0.1	U	<	0.1	U
Ammonia USEPA 350.1 (mg/L)	0.18	0.2	J	0.17	0.2	J	0.18	0.20	J	0.209	0.1		<	0.1	U	<	0.1	U	<	0.1	U
Nitrate/Nitrite USEPA 353.2 (mg/L)	17	0.5		19	0.5		15	0.50		16.4	0.5		14.1	1		15.4	1		14.7	1	
Alkalinity SM 2320B (mg/L)	210	5		320	5		230	5.0		240	5		241	5		294	5		246	5	
Carbon Dioxide SM 2320B (mg/L)[1]	92	0.5		141	1		100	1.0		106	5		106	2.2		129	2.2		108	2.2	
Sulfate USEPA 9056A (mg/L)	39	1		44	5		53	1.0		45.7	5		58.0	5		72.6	5		50.3	2	
Sulfide SM 9034 (mg/L)	<	1	U	0.6	1	J	<	1.0	U	<	1	U	<	1	U	<	1	U	<	1	U
Dissolved Organic Carbon SM 9060A (mg/L)	1.8	1		1.8	1		2.2	1.0		<	5	U	<	5	U	15.9	5		5.5	5	

Notes:
Analysis methods listed are accurate for most current sampling event. Previous analysis methods may be different.

[1]Carbon dioxide calculated from alkalinity results. Values for 2003 and 2004 were modified to be consistent with previous years' results.

< = less than reporting limit
µg/L = micrograms per liter
ID = identification number
J = estimated
LOQ = limit of quantification
mg/L = milligrams per liter
Qual = qualifier
RL = reporting limit
RSK = Robert S. Kerr Environmental Research Laboratory
SM = Standard Method
U = nondetect
USEPA = United States Environmental Protection Agency

TABLE E.2.3-40
CORNHUSKER ARMY AMMUNITION PLANT
WELL CA343-NATURAL ATTENUATION PARAMETERS

FIELD ID	CA343					CA343					CA343			CA343			CA343		
COLLECT DATE	None					8/10/2015					8/6/2014			3/4/2013			2/27/2012		
	Result	DL	LOD	LOQ	Qual	Result	DL	LOD	LOQ	Qual	Result	LOQ	Qual	Result	RL	Qual	Result	RL	Qual
NATURAL ATTENUATION PARAMETERS																			
Methane RSK-175 (µg/L)						<	0.22	0.80	5.0	U	1.6	5	J	14	5		<	5	U
Total Kjeldahl Nitrogen USEPA 351.2 (mg/L)						<	0.18	0.50	1.0	U	<	1	U	<	1	U	<	1	UJ
Ammonia USEPA 350.1 (mg/L)						<	0.022	0.050	0.10	U	<	0.1	U	<	0.25	U	<	0.25	U
Nitrate/Nitrite USEPA 353.2 (mg/L)	**No Analysis in 2016, 2017, 2018**					1.4	0.19	0.50	1.0		11	0.1		15.5	0.1		18	0.1	
Alkalinity SM 2320B (mg/L)						220	1.1	3.2	5.0		210	5		160	1.25		189	1.25	
Carbon Dioxide SM 2320B (mg/L)[1]						98	1.1	3.2	5.0		93	5		71	1.25		84	1.25	
Sulfate USEPA 9056A (mg/L)						47	0.23	0.50	5.0		52	5		43.4	1		44	1	
Sulfide SM 9034 (mg/L)						<	0.79	1.9	4.0	U	0.96	4	J	0.2	2	J	0.2	2	J
Dissolved Organic Carbon SM 9060A (mg/L)						1.5	0.16	0.50	1.0		1.5	1		2.0	1		3.5	1	

Notes:
Analysis methods listed are accurate for most current sampling event. Previous analysis methods may be different.

[1]Carbon dioxide calculated from alkalinity results. Values for 2003 and 2004 were modified to be consistent with previous years' results.

< = less than reporting limit
µg/L = micrograms per liter
ID = identification number
J = estimated
LOQ = limit of quantification
mg/L = milligrams per liter
Qual = qualifier
RL = reporting limit
RSK = Robert S. Kerr Environmental Research Laboratory
SM = Standard Method
U = nondetect
USEPA = United States Environmental Protection Agency

TABLE E.2.3-40
CORNHUSKER ARMY AMMUNITION PLANT
WELL CA343-NATURAL ATTENUATION PARAMETERS

FIELD ID	CA343			CA343			CA343			CA343			CA343			CA343			CA343		
COLLECT DATE	3/1/2011			3/5/2010			3/3/2009			3/5/2008			3/5/2007			3/6/2006			3/7/2005		
	Result	RL	Qual	Result	RL	Qual	Result	RL	Qual	Result	RL	Qual	Result	RL	Qual	Result	RL	Qual	Result	RL	Qual
NATURAL ATTENUATION PARAMETERS																					
Methane RSK-175 (µg/L)	<	5	UJ	0.6	5	J	0.71	0.31		<	1.7	U	<	0.87	U	<	0.87	U	<	0.87	U
Total Kjeldahl Nitrogen USEPA 351.2 (mg/L)	<	1	U	<	1	UJ	<	1	U	<	1	U	<	1	U	<	1	U	<	1	U
Ammonia USEPA 350.1 (mg/L)	<	0.25	UJ	<	0.1	U	<	0.05	U	<	0.05	U	<	0.05	U	<	0.05	U	<	0.05	U
Nitrate/Nitrite USEPA 353.2 (mg/L)	13	0.1		13	0.5		14	0.5		15	0.5		15	0.5		14	0.5		11	0.5	
Alkalinity SM 2320B (mg/L)	252	1		240	5		250	8		240	2		260	8		260	8		270	8	
Carbon Dioxide SM 2320B (mg/L)[1]	112	0.4		100	2.2		110	0.22		106	0.88		110	0.88		110	0.88		120	0.1	
Sulfate USEPA 9056A (mg/L)	44	1		46	5		40	20		42	5		36	10		43	20		44	20	
Sulfide SM 9034 (mg/L)	0.2	2	J	<	4	U	<	1	U	<	1	U	<	1	U	<	1	U	<	1	U
Dissolved Organic Carbon SM 9060A (mg/L)	2.0	1		1.3	1		3.1	1		2.1	1		1.5	1		1.8	1		1.9	1	

Notes:
Analysis methods listed are accurate for most current sampling event. Previous analysis methods may be different.

[1]Carbon dioxide calculated from alkalinity results. Values for 2003 and 2004 were modified to be consistent with previous years' results.

< = less than reporting limit
µg/L = micrograms per liter
ID = identification number
J = estimated
LOQ = limit of quantification
mg/L = milligrams per liter
Qual = qualifier
RL = reporting limit
RSK = Robert S. Kerr Environmental Research Laboratory
SM = Standard Method
U = nondetect
USEPA = United States Environmental Protection Agency

TABLE E.2.3-40
CORNHUSKER ARMY AMMUNITION PLANT
WELL CA343-NATURAL ATTENUATION PARAMETERS

FIELD ID	CA343			CA343			CA343			CA343			CA343			CA343			CA343		
COLLECT DATE	3/15/2004			3/10/2003			3/11/2002			3/12/2001			3/6/2000			3/15/1999			6/9/1998		
	Result	RL	Qual	Result	RL	Qual	Result	RL	Qual	Result	RL	Qual	Result	RL	Qual	Result	RL	Qual	Result	RL	Qual
NATURAL ATTENUATION PARAMETERS																					
Methane RSK-175 (µg/L)	<	2	U	<	2	U	<	2.0	U	<	1	U	0.95	1	J	<	1	U	<	1	U
Total Kjeldahl Nitrogen USEPA 351.2 (mg/L)	0.89	0.2		0.42	0.2		<	0.20	U	0.10	0.1		<	0.1	U	<	0.1	U	0.11	0.1	
Ammonia USEPA 350.1 (mg/L)	<	0.2	U	<	0.2	U	<	0.20	U	<	0.1	U	<	0.1	U	<	0.1	U	<	0.1	U
Nitrate/Nitrite USEPA 353.2 (mg/L)	9.7	1		13	0.5		14	0.50		11.5	0.5		11.7	1		11.5	1		11.1	1	
Alkalinity SM 2320B (mg/L)	250	5		310	5		280	5.0		232	5		269	5		308	5		257	5	
Carbon Dioxide SM 2320B (mg/L)[1]	110	0.3		136	1		120	1.0		102	5		118	2.2		136	2.2		113	2.2	
Sulfate USEPA 9056A (mg/L)	42	2		45	1		50	1.0		43.6	5		49.4	5		51.2	5		46.3	2	
Sulfide SM 9034 (mg/L)	0.6	1	J	0.9	1	J	<	1.0	U	<	1	U	<	1	U	<	1	U	<	1	U
Dissolved Organic Carbon SM 9060A (mg/L)	<	1.6	U	1.7	1		2.3	1.0		7.90	5		<	5	U	16.6	5		8	5	

Notes:
Analysis methods listed are accurate for most current sampling event. Previous analysis methods may be different.

[1]Carbon dioxide calculated from alkalinity results. Values for 2003 and 2004 were modified to be consistent with previous years' results.

< = less than reporting limit
µg/L = micrograms per liter
ID = identification number
J = estimated
LOQ = limit of quantification
mg/L = milligrams per liter
Qual = qualifier
RL = reporting limit
RSK = Robert S. Kerr Environmental Research Laboratory
SM = Standard Method
U = nondetect
USEPA = United States Environmental Protection Agency

TABLE E.2.4-1
CORNHUSKER ARMY AMMUNITION PLANT
WELL NW010-NATURAL ATTENUATION PARAMETERS

FIELD ID	NW010			NW010			NW010			NW010			NW010			NW010			NW010		
COLLECT DATE	None			None			3/15/2006			3/15/2005			3/15/2004			3/17/2003			3/19/2002		
	Result	RL	Qual	Result	RL	Qual	Result	RL	Qual	Result	RL	Qual	Result	RL	Qual	Result	RL	Qual	Result	RL	Qual
NATURAL ATTENUATION PARAMETERS																					
Methane RSK-175 (µg/L)							<	0.87	U	<	0.87	U	<	2	U	<	2	U	<	2.0	U
Total Kjeldahl Nitrogen USEPA 351.2 (mg/L)							<	1	UJ	<	1	UJ	0.74	0.2		<	0.4	UJ	0.57	0.40	
Ammonia USEPA 350.1 (mg/L)	**Abandoned**			**Not Sampled**			<	0.05	U	<	0.05	U	0.16	0.2	J	<	0.2	U	3.5	0.20	J
Nitrate/Nitrite USEPA 353.2 (mg/L)	**2008**			**in 2007**			6.8	0.5		1.1	0.05		9.3	1		8.3	0.5		6.6	0.20	
Alkalinity SM 2320B (mg/L)							92	8		100	8		100	5		120	5		83	5.0	
Carbon Dioxide SM 2320B (mg/L)[1]							40	0.88		44	0.1		44	0.7		53	1		37	1.0	
Sulfate USEPA 9056A (mg/L)							28	10		28	10		29	2		33	5		24	1.0	
Sulfide SM 9034 (mg/L)							<	1	U	<	1	U	<	1	U	<	1	U	<	1.0	U
Dissolved Organic Carbon SM 9060A (mg/L)							1.4	1		1.4	1		<	1.3	U	<	1.3	U	1.9	1.0	

Notes:
Analysis methods listed are accurate for most current sampling event. Previous analysis methods may be different.

[1]Carbon dioxide calculated from alkalinity results. Values for 2003 and 2004 were modified to be consistent with previous years' results.

< = less than reporting limit
µg/L = micrograms per liter
ID = identification number
J = estimated
LOQ = limit of quantification
mg/L = milligrams per liter
Qual = qualifier
RL = reporting limit
RSK = Robert S. Kerr Environmental Research Laboratory
SM = Standard Method
U = nondetect
USEPA = United States Environmental Protection Agency

TABLE E.2.4-1
CORNHUSKER ARMY AMMUNITION PLANT
WELL NW010-NATURAL ATTENUATION PARAMETERS

FIELD ID	NW010			NW010			NW010			NW010		
COLLECT DATE	3/21/2001			3/14/2000			3/24/1999			6/14/1998		
	Result	RL	Qual	Result	RL	Qual	Result	RL	Qual	Result	RL	Qual
NATURAL ATTENUATION PARAMETERS												
Methane RSK-175 (µg/L)	<	1	U	<	1	U	<	1	UJ	<	1	U
Total Kjeldahl Nitrogen USEPA 351.2 (mg/L)	<	0.1	U	0.160	0.1		<	0.1	U	<	0.1	U
Ammonia USEPA 350.1 (mg/L)	<	0.1	U	<	0.1	U	<	0.1	U	<	0.1	U
Nitrate/Nitrite USEPA 353.2 (mg/L)	4.87	0.5		5.47	1		6.87	2		7.66	1	
Alkalinity SM 2320B (mg/L)	82.5	5		101	5		120	5		124	5	
Carbon Dioxide SM 2320B (mg/L)[1]	36.3	5		44.4	2.2		52.8	2.2		54.6	2.2	
Sulfate USEPA 9056A (mg/L)	21.7	5		19.8	2		27.3	2		25.2	1	
Sulfide SM 9034 (mg/L)	<	1	U	<	1	U	<	1	U	0.36	1	J
Dissolved Organic Carbon SM 9060A (mg/L)	<	5	U	<	5	U	7.20	5		12.6	5	

Notes:
Analysis methods listed are accurate for most current sampling event. Previous analysis methods may be different.

[1]Carbon dioxide calculated from alkalinity results. Values for 2003 and 2004 were modified to be consistent with previous years' results.

< = less than reporting limit
µg/L = micrograms per liter
ID = identification number
J = estimated
LOQ = limit of quantification
mg/L = milligrams per liter
Qual = qualifier
RL = reporting limit
RSK = Robert S. Kerr Environmental Research Laboratory
SM = Standard Method
U = nondetect
USEPA = United States Environmental Protection Agency

TABLE E.2.4-2
CORNHUSKER ARMY AMMUNITION PLANT
WELL NW011-NATURAL ATTENUATION PARAMETERS

FIELD ID	NW011			NW011			NW011			NW011			NW011			NW011			NW011		
COLLECT DATE	None			None			3/15/2006			3/15/2005			3/15/2004			3/17/2003			3/18/2002		
	Result	RL	Qual	Result	RL	Qual	Result	RL	Qual	Result	RL	Qual	Result	RL	Qual	Result	RL	Qual	Result	RL	Qual
NATURAL ATTENUATION PARAMETERS																					
Methane RSK-175 (µg/L)							<	0.87	U	<	0.87	U	<	2	U	<	2	U	<	2.0	U
Total Kjeldahl Nitrogen USEPA 351.2 (mg/L)							<	1	U	<	1	U	0.92	0.2		<	0.34	U	0.49	0.40	
Ammonia USEPA 350.1 (mg/L)	**Abandoned**			**Not Sampled**			<	0.05	U	<	0.05	U	<	0.2	U	<	0.2	U	<	0.20	U
Nitrate/Nitrite USEPA 353.2 (mg/L)	**2008**			**in 2007**			9	0.25		1.1	0.05		4.2	1		4.5	0.1		7.20	1.0	
Alkalinity SM 2320B (mg/L)							150	8		150	8		150	5		150	5		150	5.0	
Carbon Dioxide SM 2320B (mg/L)[1]							66	0.88		66	0.1		66	0.4		66	1		66	1.0	
Sulfate USEPA 9056A (mg/L)							39	10		35	10		41	2		45	5		55	2.0	
Sulfide SM 9034 (mg/L)							<	1	U	<	1	U	<	1	U	<	1	U	<	1.0	U
Dissolved Organic Carbon SM 9060A (mg/L)							1.3	1		2	1		<	1.1	U	<	1.2	U	1.8	1.0	

Notes:
Analysis methods listed are accurate for most current sampling event. Previous analysis methods may be different.

[1]Carbon dioxide calculated from alkalinity results. Values for 2003 and 2004 were modified to be consistent with previous years' results.

< = less than reporting limit
µg/L = micrograms per liter
ID = identification number
J = estimated
LOQ = limit of quantification
mg/L = milligrams per liter
Qual = qualifier
RL = reporting limit
RSK = Robert S. Kerr Environmental Research Laboratory
SM = Standard Method
U = nondetect
USEPA = United States Environmental Protection Agency

TABLE E.2.4-2
CORNHUSKER ARMY AMMUNITION PLANT
WELL NW011-NATURAL ATTENUATION PARAMETERS

FIELD ID	NW011			NW011			NW011			NW011		
COLLECT DATE	3/21/2001			3/14/2000			3/24/1999			6/14/1998		
	Result	RL	Qual	Result	RL	Qual	Result	RL	Qual	Result	RL	Qual
NATURAL ATTENUATION PARAMETERS												
Methane RSK-175 (µg/L)	<	1	U	<	1	U	<	1	UJ	6.01	1	
Total Kjeldahl Nitrogen USEPA 351.2 (mg/L)	<	0.1	U	<	0.1	U	<	0.1	U	0.036	0.1	J
Ammonia USEPA 350.1 (mg/L)	<	0.1	U	<	0.1	U	<	0.1	U	<	0.1	U
Nitrate/Nitrite USEPA 353.2 (mg/L)	7.80	0.5		5.60	1		3.15	2		3.00	1	
Alkalinity SM 2320B (mg/L)	140	5		156	5		162	5		151	5	
Carbon Dioxide SM 2320B (mg/L)[1]	61.6	5		68.6	2.2		71.3	2.2		66.4	2.2	
Sulfate USEPA 9056A (mg/L)	36	5		33.9	2		44.6	2		40.8	1	
Sulfide SM 9034 (mg/L)	<	1	U	<	1	U	<	1	U	<	1	U
Dissolved Organic Carbon SM 9060A (mg/L)	<	5	U	<	5	U	9.10	5		6.3	5	

Notes:
Analysis methods listed are accurate for most current sampling event. Previous analysis methods may be different.

[1]Carbon dioxide calculated from alkalinity results. Values for 2003 and 2004 were modified to be consistent with previous years' results.

< = less than reporting limit
µg/L = micrograms per liter
ID = identification number
J = estimated
LOQ = limit of quantification
mg/L = milligrams per liter
Qual = qualifier
RL = reporting limit
RSK = Robert S. Kerr Environmental Research Laboratory
SM = Standard Method
U = nondetect
USEPA = United States Environmental Protection Agency

TABLE E.2.4-3
CORNHUSKER ARMY AMMUNITION PLANT
WELL NW020-NATURAL ATTENUATION PARAMETERS

FIELD ID	NW020					NW020					NW020			NW020			NW020		
COLLECT DATE	None					8/11/2015					8/13/2014			3/20/2013			3/6/2012		
	Result	DL	LOD	LOQ	Qual	Result	DL	LOD	LOQ	Qual	Result	LOQ	Qual	Result	RL	Qual	Result	RL	Qual
NATURAL ATTENUATION PARAMETERS																			
Methane RSK-175 (µg/L)						<	0.22	0.80	5.0	U	<	5	U	12	4.9		<	5	U
Total Kjeldahl Nitrogen USEPA 351.2 (mg/L)						<	0.18	0.50	1.0	U	<	1	UJ	<	1	U	<	1	U
Ammonia USEPA 350.1 (mg/L)	**No Analysis in 2016, 2017, 2018**					<	0.022	0.050	0.10	U	0.056	0.1	J	0.458	0.25		<	0.25	UJ
Nitrate/Nitrite USEPA 353.2 (mg/L)						32	0.19	0.50	1.0		26	0.1		7.71	0.1		13	0.1	
Alkalinity SM 2320B (mg/L)						220	1.1	3.2	5.0		230	5		330	1.25		230	1.25	
Carbon Dioxide SM 2320B (mg/L)[1]						98	1.1	3.2	5.0		102	5		147	10		102	1.25	
Sulfate USEPA 9056A (mg/L)						79	1.2	2.5	25		78	5		63.4	1		68	1	
Sulfide SM 9034 (mg/L)						<	0.79	1.9	4.0	U	<	4	U	<	2	U	0.2	2	J
Dissolved Organic Carbon SM 9060A (mg/L)						3.2	0.16	0.50	1.0		3.80	1		3.31	1		2.6	1	

Notes:
Analysis methods listed are accurate for most current sampling event. Previous analysis methods may be different.

[1]Carbon dioxide calculated from alkalinity results. Values for 2003 and 2004 were modified to be consistent with previous years' results.

< = less than reporting limit
µg/L = micrograms per liter
ID = identification number
J = estimated
LOQ = limit of quantification
mg/L = milligrams per liter
Qual = qualifier
RL = reporting limit
RSK = Robert S. Kerr Environmental Research Laboratory
SM = Standard Method
U = nondetect
USEPA = United States Environmental Protection Agency

TABLE E.2.4-3
CORNHUSKER ARMY AMMUNITION PLANT
WELL NW020-NATURAL ATTENUATION PARAMETERS

FIELD ID	NW020			NW020			NW020			NW020			NW020			NW020			NW020		
COLLECT DATE	3/8/2011			3/9/2010			3/10/2009			3/10/2008			3/19/2007			3/14/2006			3/14/2005		
	Result	RL	Qual	Result	RL	Qual	Result	RL	Qual	Result	RL	Qual	Result	RL	Qual	Result	RL	Qual	Result	RL	Qual
NATURAL ATTENUATION PARAMETERS																					
Methane RSK-175 (µg/L)	<	5	UJ	<	5	U	<	0.31	U	<	1.7	U	<	0.87	U	<	0.87	U	<	0.87	U
Total Kjeldahl Nitrogen USEPA 351.2 (mg/L)	<	1	U	<	1	U	<	1	U	<	1	U	<	1	U	<	1	U	<	1	U
Ammonia USEPA 350.1 (mg/L)	<	0.25	UJ	0.066	0.1	J	<	0.05	U	0.31	0.05		<	0.05	U	<	0.05	U	0.12	0.05	
Nitrate/Nitrite USEPA 353.2 (mg/L)	31	0.1		38	0.5		37	2.5		16	0.5		29	1		7.4	0.25		16	0.5	J
Alkalinity SM 2320B (mg/L)	245	1		250	5		230	20		210	2		200	8		210	8		250	8	
Carbon Dioxide SM 2320B (mg/L)[1]	109	0.4		110	2.2		100	0.22		92	0.88		90	0.88		92	0.88		110	0.1	
Sulfate USEPA 9056A (mg/L)	66	1		49	5		50	20		50	10		39	20		40	10		48	10	
Sulfide SM 9034 (mg/L)	0.4	2	J	<	4	U	<	1	U	<	1	U	<	1	U	<	1	U	<	1	U
Dissolved Organic Carbon SM 9060A (mg/L)	4.4	1		3.7	1		3.6	1		3	1		3.1	1		2.2	1		2.9	1	

Notes:
Analysis methods listed are accurate for most current sampling event. Previous analysis methods may be different.

[1]Carbon dioxide calculated from alkalinity results. Values for 2003 and 2004 were modified to be consistent with previous years' results.

< = less than reporting limit
µg/L = micrograms per liter
ID = identification number
J = estimated
LOQ = limit of quantification
mg/L = milligrams per liter
Qual = qualifier
RL = reporting limit
RSK = Robert S. Kerr Environmental Research Laboratory
SM = Standard Method
U = nondetect
USEPA = United States Environmental Protection Agency

TABLE E.2.4-3
CORNHUSKER ARMY AMMUNITION PLANT
WELL NW020-NATURAL ATTENUATION PARAMETERS

FIELD ID	NW020			NW020			NW020			NW020			NW020			NW020			NW020		
COLLECT DATE	3/15/2004			3/17/2003			3/19/2002			3/21/2001			3/14/2000			3/25/1999			6/16/1998		
	Result	RL	Qual	Result	RL	Qual	Result	RL	Qual	Result	RL	Qual	Result	RL	Qual	Result	RL	Qual	Result	RL	Qual
NATURAL ATTENUATION PARAMETERS																					
Methane RSK-175 (µg/L)	<	2	U	<	2	U	<	2.0	U	<	1	U	<	1	U	<	1	U	<	1	U
Total Kjeldahl Nitrogen USEPA 351.2 (mg/L)	1.2	0.2		<	0.36	U	0.80	0.40		<	0.1	U	<	0.1	U	<	0.1	U	<	0.1	U
Ammonia USEPA 350.1 (mg/L)	<	0.2	U	0.22	0.2		<	0.40	U	<	0.1	U	<	0.1	U	<	0.1	U	<	0.1	U
Nitrate/Nitrite USEPA 353.2 (mg/L)	12	1		12	0.5		14	0.50		17.3	0.5		18.0	1		10.7	2	UJ	21.7	4	
Alkalinity SM 2320B (mg/L)	260	5		250	5		290	5.0		258	5		290	5		282	5	J	291	5	
Carbon Dioxide SM 2320B (mg/L)[1]	114	0.4		110	1		130	1.0		114	5		127	2.2		124	2.2	J	99.0	2.2	
Sulfate USEPA 9056A (mg/L)	46	2		47	5		48	1.0		47	5		43.4	2		46.1	2	J	45.6	0.2	
Sulfide SM 9034 (mg/L)	<	1	U	<	1	U	<	1.0	U	<	1	U	<	1	U	<	1	U	<	1	U
Dissolved Organic Carbon SM 9060A (mg/L)	2.9	1		2.9	1		4.0	1.0		<	5	U	7.50	5		9.00	5	J	8.4	5	

Notes:
Analysis methods listed are accurate for most current sampling event. Previous analysis methods may be different.

[1]Carbon dioxide calculated from alkalinity results. Values for 2003 and 2004 were modified to be consistent with previous years' results.

< = less than reporting limit
µg/L = micrograms per liter
ID = identification number
J = estimated
LOQ = limit of quantification
mg/L = milligrams per liter
Qual = qualifier
RL = reporting limit
RSK = Robert S. Kerr Environmental Research Laboratory
SM = Standard Method
U = nondetect
USEPA = United States Environmental Protection Agency

TABLE E.2.4-4
CORNHUSKER ARMY AMMUNITION PLANT
WELL NW021-NATURAL ATTENUATION PARAMETERS

FIELD ID	NW021					NW021					NW021			NW021			NW021		
COLLECT DATE	None					8/11/2015					8/13/2014			3/20/2013			3/6/2012		
	Result	DL	LOD	LOQ	Qual	Result	DL	LOD	LOQ	Qual	Result	LOQ	Qual	Result	RL	Qual	Result	RL	Qual
NATURAL ATTENUATION PARAMETERS																			
Methane RSK-175 (µg/L)						43	0.22	0.80	5.0		480	5		450	4.9		200	5	
Total Kjeldahl Nitrogen USEPA 351.2 (mg/L)						<	0.18	0.50	1.0	U	<	1	U	<	1	U	<	1	U
Ammonia USEPA 350.1 (mg/L)	**No Analysis in 2016, 2017, 2018**					<	0.022	0.050	0.10	U	<	0.1	U	0.586	0.25		<	0.25	UJ
Nitrate/Nitrite USEPA 353.2 (mg/L)						2.8	0.019	0.050	0.10		1.2	0.1		1.1	0.1		1.2	0.1	
Alkalinity SM 2320B (mg/L)						300	1.1	3.2	5.0		280	5		470	1.25		295	1.25	
Carbon Dioxide SM 2320B (mg/L)[1]						133	1.1	3.2	5.0		124	5		209	10		131	1.25	
Sulfate USEPA 9056A (mg/L)						170	0.23	0.50	5.0		140	5		135	10		144	5	
Sulfide SM 9034 (mg/L)						<	0.79	1.9	4.0	U	<	4	U	0.2	2	J	0.2	2	J
Dissolved Organic Carbon SM 9060A (mg/L)						2.4	0.16	0.50	1.0		2.2	1	J	2.2	1		<	1	U

Notes:
Analysis methods listed are accurate for most current sampling event. Previous analysis methods may be different.

[1]Carbon dioxide calculated from alkalinity results. Values for 2003 and 2004 were modified to be consistent with previous years' results.

< = less than reporting limit
µg/L = micrograms per liter
ID = identification number
J = estimated
LOQ = limit of quantification
mg/L = milligrams per liter
Qual = qualifier
RL = reporting limit
RSK = Robert S. Kerr Environmental Research Laboratory
SM = Standard Method
U = nondetect
USEPA = United States Environmental Protection Agency

TABLE E.2.4-4
CORNHUSKER ARMY AMMUNITION PLANT
WELL NW021-NATURAL ATTENUATION PARAMETERS

FIELD ID	NW021			NW021			NW021			NW021			NW021			NW021			NW021		
COLLECT DATE	3/8/2011			3/9/2010			3/10/2009			3/10/2008			3/9/2007			3/14/2006			3/14/2005		
	Result	RL	Qual	Result	RL	Qual	Result	RL	Qual	Result	RL	Qual	Result	RL	Qual	Result	RL	Qual	Result	RL	Qual
NATURAL ATTENUATION PARAMETERS																					
Methane RSK-175 (µg/L)	23	5	J	<	5	U	0.32	0.31		<	1.7	U	0.76	0.87	J	0.44	0.87	J	0.76	0.87	J
Total Kjeldahl Nitrogen USEPA 351.2 (mg/L)	<	1	UJ	<	1	U	<	1	U	<	1	U	<	1	U	<	1	U	1.3	1	
Ammonia USEPA 350.1 (mg/L)	<	0.25	UJ	<	0.1	U	<	0.05	U	0.4	0.05		<	0.05	U	<	0.05	U	<	0.5	U
Nitrate/Nitrite USEPA 353.2 (mg/L)	2.2	0.1		4.7	0.1		4.1	0.5		3.9	0.5		2.7	1		0.87	0.05		2.8	0.1	
Alkalinity SM 2320B (mg/L)	305	1		260	5		260	20		240	2		250	8		240	8		240	8	
Carbon Dioxide SM 2320B (mg/L)[1]	136	0.4		120	2.2		110	0.22		106	0.88		110	0.88		100	0.88		100	0.1	
Sulfate USEPA 9056A (mg/L)	30	1		98	25		92	20		80	10		69	10		58	10		51	10	
Sulfide SM 9034 (mg/L)	0.4	2	J	<	4	U	<	1	U	<	1	U	<	1	U	<	1	U	<	1	U
Dissolved Organic Carbon SM 9060A (mg/L)	2.8	1		1.9	1		1.7	1		2.1	1		1.7	1		1.8	1		1.8	1	

Notes:
Analysis methods listed are accurate for most current sampling event. Previous analysis methods may be different.

[1]Carbon dioxide calculated from alkalinity results. Values for 2003 and 2004 were modified to be consistent with previous years' results.

< = less than reporting limit
µg/L = micrograms per liter
ID = identification number
J = estimated
LOQ = limit of quantification
mg/L = milligrams per liter
Qual = qualifier
RL = reporting limit
RSK = Robert S. Kerr Environmental Research Laboratory
SM = Standard Method
U = nondetect
USEPA = United States Environmental Protection Agency

TABLE E.2.4-4
CORNHUSKER ARMY AMMUNITION PLANT
WELL NW021-NATURAL ATTENUATION PARAMETERS

FIELD ID	NW021			NW021			NW021			NW021			NW021			NW021			NW021		
COLLECT DATE	3/15/2004			3/17/2003			3/19/2002			3/21/2001			3/14/2000			3/25/1999			6/16/1998		
	Result	RL	Qual	Result	RL	Qual	Result	RL	Qual	Result	RL	Qual	Result	RL	Qual	Result	RL	Qual	Result	RL	Qual
NATURAL ATTENUATION PARAMETERS																					
Methane RSK-175 (µg/L)	<	2	U	<	2	U	<	2.0	U	<	1	U	<	1	U	<	1	U	<	1	U
Total Kjeldahl Nitrogen USEPA 351.2 (mg/L)	<	0.35	U	<	0.46	U	0.50	0.40		<	0.1	UJ	0.470	0.1	J	<	0.1	U	<	0.1	U
Ammonia USEPA 350.1 (mg/L)	<	0.2	U	<	0.2	U	4.6	0.4	J	<	0.1	U	<	0.1	U	<	0.1	U	<	0.1	U
Nitrate/Nitrite USEPA 353.2 (mg/L)	1.2	0.1		1.9	0.1		2.81	0.10		2.12	0.5		0.575	1		1.44	1		2.54	4	J
Alkalinity SM 2320B (mg/L)	220	5		220	5		240	5.0		208	5		219	5		234	5		225	5	
Carbon Dioxide SM 2320B (mg/L)[1]	97	0.4		97	1		110	1.0	J	91.5	5		96.4	2.2		103	2.2		99.0	2.2	
Sulfate USEPA 9056A (mg/L)	50	2		52	5		45	5.0		49	5		48.1	2		52	2	J	46.1	2	
Sulfide SM 9034 (mg/L)	<	1	U	<	1	U	1.1	1.0		<	1	U	<	1	U	<	1	U	<	1	U
Dissolved Organic Carbon SM 9060A (mg/L)	<	1.8	U	1.8	1		2.7	1.0		<	5	U	6.50	5		<	5	UJ	3.9	5	J

Notes:
Analysis methods listed are accurate for most current sampling event. Previous analysis methods may be different.

[1]Carbon dioxide calculated from alkalinity results. Values for 2003 and 2004 were modified to be consistent with previous years' results.

< = less than reporting limit
µg/L = micrograms per liter
ID = identification number
J = estimated
LOQ = limit of quantification
mg/L = milligrams per liter
Qual = qualifier
RL = reporting limit
RSK = Robert S. Kerr Environmental Research Laboratory
SM = Standard Method
U = nondetect
USEPA = United States Environmental Protection Agency

TABLE E.2.4-5
CORNHUSKER ARMY AMMUNITION PLANT
WELL NW022-NATURAL ATTENUATION PARAMETERS

FIELD ID	NW022					NW022					NW022			NW022			NW022		
COLLECT DATE	None					8/11/2015					8/14/2014			3/20/2013			3/6/2012		
	Result	DL	LOD	LOQ	Qual	Result	DL	LOD	LOQ	Qual	Result	LOQ	Qual	Result	RL	Qual	Result	RL	Qual
NATURAL ATTENUATION PARAMETERS																			
Methane RSK-175 (µg/L)						370	0.22	0.80	5.0		320	5		140	4.9		16	5	
Total Kjeldahl Nitrogen USEPA 351.2 (mg/L)						<	0.18	0.50	1.0	U	<	1	U	<	1	U	2.8	1	
Ammonia USEPA 350.1 (mg/L)	**No Analysis in 2016, 2017, 2018**					0.033	0.022	0.050	0.10	J	0.061	0.1	J	0.77	0.25		<	0.25	UJ
Nitrate/Nitrite USEPA 353.2 (mg/L)						<	0.019	0.050	0.10	U	<	0.1	U	<	0.1	U	<	0.1	UJ
Alkalinity SM 2320B (mg/L)						340	1.1	3.2	5.0		360	5		490	1.25		305	1.25	
Carbon Dioxide SM 2320B (mg/L)[1]						151	1.1	3.2	5.0		160	5		218	10		136	1.25	
Sulfate USEPA 9056A (mg/L)						240	1.2	2.5	25		220	25		212	10		197	5	
Sulfide SM 9034 (mg/L)						<	0.79	1.9	4.0	U	0.96	4	J	0.2	2	J	0.2	2	J
Dissolved Organic Carbon SM 9060A (mg/L)						2.4	0.16	0.50	1.0		2.90	1		2.55	1		<	1	U

Notes:
Analysis methods listed are accurate for most current sampling event. Previous analysis methods may be different.

[1]Carbon dioxide calculated from alkalinity results. Values for 2003 and 2004 were modified to be consistent with previous years' results.

< = less than reporting limit
µg/L = micrograms per liter
ID = identification number
J = estimated
LOQ = limit of quantification
mg/L = milligrams per liter
Qual = qualifier
RL = reporting limit
RSK = Robert S. Kerr Environmental Research Laboratory
SM = Standard Method
U = nondetect
USEPA = United States Environmental Protection Agency

TABLE E.2.4-5
CORNHUSKER ARMY AMMUNITION PLANT
WELL NW022-NATURAL ATTENUATION PARAMETERS

FIELD ID	NW022			NW022			NW022			NW022			NW022			NW022			NW022		
COLLECT DATE	3/8/2011			3/9/2010			3/10/2009			3/10/2008			3/9/2007			3/14/2006			3/14/2005		
	Result	RL	Qual	Result	RL	Qual	Result	RL	Qual	Result	RL	Qual	Result	RL	Qual	Result	RL	Qual	Result	RL	Qual
NATURAL ATTENUATION PARAMETERS																					
Methane RSK-175 (µg/L)	<	5	UJ	0.61	5	J	0.73	0.31		<	1.7	U	<	0.87	U	1.1	0.87		1.7	0.87	
Total Kjeldahl Nitrogen USEPA 351.2 (mg/L)	<	1	UJ	0.2	1	J	<	1	U	<	1	U	<	1	U	<	1	U	1.4	1	
Ammonia USEPA 350.1 (mg/L)	<	0.25	UJ	0.024	0.1	J	<	0.05	U	0.26	0.05		<	0.05	U	<	0.05	U	<	0.05	U
Nitrate/Nitrite USEPA 353.2 (mg/L)	<	0.1	UJ	<	0.1	U	<	0.05	U	<	0.05	U	<	0.05	U	<	0.05	UJ	<	0.05	U
Alkalinity SM 2320B (mg/L)	345	1		300	5		260	20		260	2		270	8		240	8		250	8	
Carbon Dioxide SM 2320B (mg/L)[1]	153	0.4		130	2.2		120	0.22		114	0.88		120	0.88		110	0.88		110	0.1	
Sulfate USEPA 9056A (mg/L)	38	1		140	25		110	20		92	10		67	20		60	10		52	10	
Sulfide SM 9034 (mg/L)	0.2	2	J	<	4	U	<	1	U	<	1	U	<	1	U	<	1	U	<	1	U
Dissolved Organic Carbon SM 9060A (mg/L)	2.5	1		1.4	1		1.4	1		1.8	1		1.5	1		22	1		1.4	1	

Notes:
Analysis methods listed are accurate for most current sampling event. Previous analysis methods may be different.

[1]Carbon dioxide calculated from alkalinity results. Values for 2003 and 2004 were modified to be consistent with previous years' results.

< = less than reporting limit
µg/L = micrograms per liter
ID = identification number
J = estimated
LOQ = limit of quantification
mg/L = milligrams per liter
Qual = qualifier
RL = reporting limit
RSK = Robert S. Kerr Environmental Research Laboratory
SM = Standard Method
U = nondetect
USEPA = United States Environmental Protection Agency

TABLE E.2.4-5
CORNHUSKER ARMY AMMUNITION PLANT
WELL NW022-NATURAL ATTENUATION PARAMETERS

FIELD ID	NW022			NW022			NW022			NW022			NW022			NW022			NW022		
COLLECT DATE	3/15/2004			3/17/2003			3/19/2002			3/21/2001			3/14/2000			3/25/1999			6/16/1998		
	Result	RL	Qual	Result	RL	Qual	Result	RL	Qual	Result	RL	Qual	Result	RL	Qual	Result	RL	Qual	Result	RL	Qual
NATURAL ATTENUATION PARAMETERS																					
Methane RSK-175 (µg/L)	<	2	U	<	2	U	<	2.0	U	<	1	U	0.64	1	J	<	1	U	<	1.32	U
Total Kjeldahl Nitrogen USEPA 351.2 (mg/L)	0.2	0.2		0.48	0.2		0.47	0.40		<	0.1	U	0.406	0.1		<	0.1	U	<	0.1	U
Ammonia USEPA 350.1 (mg/L)	<	0.2	U	<	0.2	U	<	0.4	U	<	0.1	U	<	0.1	U	<	0.1	U	<	0.1	U
Nitrate/Nitrite USEPA 353.2 (mg/L)	<	0.1	UJ	<	0.1	U	<	0.10	U	<	0.5	U	<	1	U	<	1	U	<	1	U
Alkalinity SM 2320B (mg/L)	240	5		230	5		240	5.0		218	5		227	5		220	5		233	5	
Carbon Dioxide SM 2320B (mg/L)[1]	106	0.2		101	1		110	1.0		95.9	5		100	2.2		96.8	2.2		103	2.2	
Sulfate USEPA 9056A (mg/L)	50	2		50	5		50	1.0		46	5		41.6	2		44	2		37.8	2	
Sulfide SM 9034 (mg/L)	<	1	U	<	1	U	1.2	1.0		<	1	U	<	1	U	<	1	U	<	1	U
Dissolved Organic Carbon SM 9060A (mg/L)	<	1.3	U	<	1.4	U	2.1	1.0		<	5	U	5.90	5		11.4	5	J	3.0	5	J

Notes:
Analysis methods listed are accurate for most current sampling event. Previous analysis methods may be different.

[1]Carbon dioxide calculated from alkalinity results. Values for 2003 and 2004 were modified to be consistent with previous years' results.

< = less than reporting limit
µg/L = micrograms per liter
ID = identification number
J = estimated
LOQ = limit of quantification
mg/L = milligrams per liter
Qual = qualifier
RL = reporting limit
RSK = Robert S. Kerr Environmental Research Laboratory
SM = Standard Method
U = nondetect
USEPA = United States Environmental Protection Agency

TABLE E.2.4-6
CORNHUSKER ARMY AMMUNITION PLANT
WELL NW030-NATURAL ATTENUATION PARAMETERS

FIELD ID	NW030			NW030			NW030			NW030			NW030			NW030			NW030		
COLLECT DATE	None			None			3/20/2013			3/6/2012			3/8/2011			3/9/2010			3/10/2009		
	Result	RL	Qual	Result	RL	Qual	Result	RL	Qual	Result	RL	Qual	Result	RL	Qual	Result	RL	Qual	Result	RL	Qual
NATURAL ATTENUATION PARAMETERS																					
Methane RSK-175 (µg/L)							2	4.9	J	<	5	U	<	5	UJ	<	5	U	0.28	0.31	J
Total Kjeldahl Nitrogen USEPA 351.2 (mg/L)							<	1	U	<	1	U	<	1	U	<	1	U	<	1	U
Ammonia USEPA 350.1 (mg/L)	**Abandoned**			**Not Sampled**			0.207	0.25	J	<	0.25	UJ	<	0.25	UJ	0.027	0.1	J	<	0.05	U
Nitrate/Nitrite USEPA 353.2 (mg/L)	**2017**			**in 2014, 2015, 2016,**			22.2	0.1		27	0.1		20	0.1		22	0.5		17	0.5	
Alkalinity SM 2320B (mg/L)				**2017**			185	1.25		180	1.25		175	1		210	5		190	20	
Carbon Dioxide SM 2320B (mg/L)[1]							82	10		80	1.25		78	0.4		93	2.2		84	0.22	
Sulfate USEPA 9056A (mg/L)							67.9	1		67	1		66	1		55	25		68	20	
Sulfide SM 9034 (mg/L)							0.401	2	J	0.4	2	J	0.2	2	J	<	4	U	<	1	U
Dissolved Organic Carbon SM 9060A (mg/L)							2.23	1		<	1	U	2.5	1		1.6	1		1.9	1	

Notes:
Analysis methods listed are accurate for most current sampling event. Previous analysis methods may be different.

[1]Carbon dioxide calculated from alkalinity results. Values for 2003 and 2004 were modified to be consistent with previous years' results.

< = less than reporting limit
µg/L = micrograms per liter
ID = identification number
J = estimated
LOQ = limit of quantification
mg/L = milligrams per liter
Qual = qualifier
RL = reporting limit
RSK = Robert S. Kerr Environmental Research Laboratory
SM = Standard Method
U = nondetect
USEPA = United States Environmental Protection Agency

TABLE E.2.4-6
CORNHUSKER ARMY AMMUNITION PLANT
WELL NW030-NATURAL ATTENUATION PARAMETERS

FIELD ID	NW030			NW030			NW030			NW030			NW030			NW030			NW030		
COLLECT DATE	3/10/2008			3/19/2007			3/14/2006			3/14/2005			3/12/2004			3/17/2003			3/19/2002		
	.	RL	Qual	Result	RL	Qual	Result	RL	Qual	Result	RL	Qual	Result	RL	Qual	Result	RL	Qual	Result	RL	Qual
NATURAL ATTENUATION PARAMETERS																					
Methane RSK-175 (µg/L)	<	1.7	U	<	0.87	U	<	0.87	U	<	0.87	U	<	2	U	<	2	U	<	2.0	U
Total Kjeldahl Nitrogen USEPA 351.2 (mg/L)	<	1	U	<	1	U	<	1	U	1	1		1.1	0.2		<	0.33	U	0.55	0.40	
Ammonia USEPA 350.1 (mg/L)	0.12	0.05		<	0.05	U	<	0.05	U	<	0.05	U	<	0.2	U	<	0.2	U	1.4	0.40	
Nitrate/Nitrite USEPA 353.2 (mg/L)	16	0.5		19	1		10	0.25		20	0.5		16	1	J	17	0.5		16	1.0	
Alkalinity SM 2320B (mg/L)	170	2		180	8		170	8		180	8		160	5		160	5		170	5.0	
Carbon Dioxide SM 2320B (mg/L)[1]	75	0.88		77	0.88		75	0.88		79	0.1		70	0.4		70	1		75	1.0	
Sulfate USEPA 9056A (mg/L)	74	10		55	10		42	10		42	10		34	2		27	5		22	2.0	
Sulfide SM 9034 (mg/L)	<	1	U	<	1	U	<	1	U	<	1	U	<	1	U	<	1	U	1.1	1.0	
Dissolved Organic Carbon SM 9060A (mg/L)	2.9	1		2	1		1.7	1		1.9	1		1.8	1		<	1.5	U	2.2	1.0	

Notes:
Analysis methods listed are accurate for most current sampling event. Previous analysis methods may be different.

[1]Carbon dioxide calculated from alkalinity results. Values for 2003 and 2004 were modified to be consistent with previous years' results.

< = less than reporting limit
µg/L = micrograms per liter
ID = identification number
J = estimated
LOQ = limit of quantification
mg/L = milligrams per liter
Qual = qualifier
RL = reporting limit
RSK = Robert S. Kerr Environmental Research Laboratory
SM = Standard Method
U = nondetect
USEPA = United States Environmental Protection Agency

TABLE E.2.4-6
CORNHUSKER ARMY AMMUNITION PLANT
WELL NW030-NATURAL ATTENUATION PARAMETERS

FIELD ID	NW030			NW030			NW030			NW030		
COLLECT DATE	3/21/2001			3/14/2000			3/25/1999			6/14/1998		
	Result	RL	Qual	Result	RL	Qual	Result	RL	Qual	Result	RL	Qual
NATURAL ATTENUATION PARAMETERS												
Methane RSK-175 (µg/L)	<	1	U	<	1	U	<	1	U	274	10	
Total Kjeldahl Nitrogen USEPA 351.2 (mg/L)	<	0.1	U	0.112	0.1		<	0.1	U	1.24	0.1	
Ammonia USEPA 350.1 (mg/L)	<	0.1	U	<	0.1	U	<	0.1	U	1.3	0.1	
Nitrate/Nitrite USEPA 353.2 (mg/L)	15.6	0.5		12.7	1		12.3	2		9.81	1	
Alkalinity SM 2320B (mg/L)	145	5		154	5		162	5		115	5	
Carbon Dioxide SM 2320B (mg/L)[1]	63.8	5		67.8	2.2		71.3	2.2		50.6	2.2	
Sulfate USEPA 9056A (mg/L)	27.6	5		31.3	2		32.4	2		42.6	1	
Sulfide SM 9034 (mg/L)	<	1	U	<	1	U	<	1	U	<	1	U
Dissolved Organic Carbon SM 9060A (mg/L)	<	5	U	<	5	U	<	5	U	9.5	5	

Notes:
Analysis methods listed are accurate for most current sampling event. Previous analysis methods may be different.

[1]Carbon dioxide calculated from alkalinity results. Values for 2003 and 2004 were modified to be consistent with previous years' results.

< = less than reporting limit
µg/L = micrograms per liter
ID = identification number
J = estimated
LOQ = limit of quantification
mg/L = milligrams per liter
Qual = qualifier
RL = reporting limit
RSK = Robert S. Kerr Environmental Research Laboratory
SM = Standard Method
U = nondetect
USEPA = United States Environmental Protection Agency

TABLE E.2.4-7
CORNHUSKER ARMY AMMUNITION PLANT
WELL NW031-NATURAL ATTENUATION PARAMETERS

FIELD ID	NW031			NW031			NW031			NW031			NW031			NW031			NW031		
COLLECT DATE	None			None			3/20/2013			3/6/2012			3/8/2011			3/9/2010			3/10/2009		
	Result	RL	Qual	Result	RL	Qual	Result	RL	Qual	Result	RL	Qual	Result	RL	Qual	Result	RL	Qual	Result	RL	Qual
NATURAL ATTENUATION PARAMETERS																					
Methane RSK-175 (µg/L)							2	4.9	J	0.78	5	J	<	5	UJ	1.3	5	J	1.3	0.31	
Total Kjeldahl Nitrogen USEPA 351.2 (mg/L)							1.16	1		<	1	UJ	<	1	UJ	0.27	1	J	<	1	U
Ammonia USEPA 350.1 (mg/L)	**Abandoned**			**Not Sampled**			0.466	0.25		<	0.25	U	<	0.25	UJ	0.026	0.1	J	<	0.05	U
Nitrate/Nitrite USEPA 353.2 (mg/L)	**2017**			**in 2014, 2015, 2016,**			0.819	0.1		0.192	0.1		0.567	0.1		0.44	0.1		0.26	0.05	
Alkalinity SM 2320B (mg/L)				**2017**			287	1.25		340	1.25		335	1		320	5		310	20	
Carbon Dioxide SM 2320B (mg/L)[1]							128	10		151	1.25		149	0.4		140	2.2		140	0.22	
Sulfate USEPA 9056A (mg/L)							237	10		240	10		252	10		210	25		210	20	
Sulfide SM 9034 (mg/L)							0.2	2	J	1.2	2	J	0.2	2	J	<	4	U	<	1	U
Dissolved Organic Carbon SM 9060A (mg/L)							2.44	1		2.9	1		2.7	1		1.9	1		2.9	1	

Notes:
Analysis methods listed are accurate for most current sampling event. Previous analysis methods may be different.

[1]Carbon dioxide calculated from alkalinity results. Values for 2003 and 2004 were modified to be consistent with previous years' results.

< = less than reporting limit
µg/L = micrograms per liter
ID = identification number
J = estimated
LOQ = limit of quantification
mg/L = milligrams per liter
Qual = qualifier
RL = reporting limit
RSK = Robert S. Kerr Environmental Research Laboratory
SM = Standard Method
U = nondetect
USEPA = United States Environmental Protection Agency

TABLE E.2.4-7
CORNHUSKER ARMY AMMUNITION PLANT
WELL NW031-NATURAL ATTENUATION PARAMETERS

FIELD ID	NW031			NW031			NW031			NW031			NW031			NW031			NW031		
COLLECT DATE	3/10/2008			3/12/2007			3/14/2006			3/14/2005			3/12/2004			3/17/2003			3/19/2002		
	Result	RL	Qual	Result	RL	Qual	Result	RL	Qual	Result	RL	Qual	Result	RL	Qual	Result	RL	Qual	Result	RL	Qual
NATURAL ATTENUATION PARAMETERS																					
Methane RSK-175 (µg/L)	0.9	1.7	J	1.2	0.87		0.73	0.87	J	0.67	0.87	J	<	2	U	<	2	U	<	2.0	U
Total Kjeldahl Nitrogen USEPA 351.2 (mg/L)	<	1	U	<	1	U	<	1	U	1.2	1		<	0.27	U	0.28	0.2		0.51	0.40	
Ammonia USEPA 350.1 (mg/L)	0.18	0.05		<	0.05	U	<	0.05	U	<	0.05	U	0.14	0.2	J	0.17	0.2	J	<	0.40	U
Nitrate/Nitrite USEPA 353.2 (mg/L)	3.8	0.5		0.17	0.05	J	0.14	0.05		<	0.05	U	0.38	0.1	J	0.49	0.1		0.18	0.10	
Alkalinity SM 2320B (mg/L)	300	2		330	8		280	8		290	8		270	5		280	5		280	5.0	
Carbon Dioxide SM 2320B (mg/L)[1]	132	0.88		140	0.88		120	0.88		130	0.1		119	0.1		123	1		120	1.0	
Sulfate USEPA 9056A (mg/L)	190	20		150	20		130	10		110	10		93	2		92	5		78	5.0	
Sulfide SM 9034 (mg/L)	<	1	U	<	1	U	<	1	U	<	1	U	<	1	U	<	1	U	1.1	1.0	
Dissolved Organic Carbon SM 9060A (mg/L)	2.9	1		2.1	1		2.2	1		2	1		2.1	1		1.9	1		2.6	1.0	

Notes:
Analysis methods listed are accurate for most current sampling event. Previous analysis methods may be different.

[1]Carbon dioxide calculated from alkalinity results. Values for 2003 and 2004 were modified to be consistent with previous years' results.

< = less than reporting limit
µg/L = micrograms per liter
ID = identification number
J = estimated
LOQ = limit of quantification
mg/L = milligrams per liter
Qual = qualifier
RL = reporting limit
RSK = Robert S. Kerr Environmental Research Laboratory
SM = Standard Method
U = nondetect
USEPA = United States Environmental Protection Agency

TABLE E.2.4-7
CORNHUSKER ARMY AMMUNITION PLANT
WELL NW031-NATURAL ATTENUATION PARAMETERS

FIELD ID	NW031			NW031			NW031			NW031		
COLLECT DATE	3/21/2001			3/14/2000			3/25/1999			6/14/1998		
	Result	RL	Qual	Result	RL	Qual	Result	RL	Qual	Result	RL	Qual
NATURAL ATTENUATION PARAMETERS												
Methane RSK-175 (µg/L)	<	1	U	0.43	1	J	<	1	U	<	1	U
Total Kjeldahl Nitrogen USEPA 351.2 (mg/L)	0.125	0.1		0.198	0.1		<	0.1	U	0.17	0.1	
Ammonia USEPA 350.1 (mg/L)	<	0.1	U	<	0.1	U	<	0.1	U	<	0.1	U
Nitrate/Nitrite USEPA 353.2 (mg/L)	<	0.5	U	<	1	U	<	1	U	0.17	1	J
Alkalinity SM 2320B (mg/L)	240	5		255	5		294	5		278	5	
Carbon Dioxide SM 2320B (mg/L)[1]	106	5		112	2.2		129	2.2		122	2.2	
Sulfate USEPA 9056A (mg/L)	67.3	5		57.0	2		55.3	2		48.7	1	
Sulfide SM 9034 (mg/L)	<	1	U	<	1	U	<	1	U	<	1	U
Dissolved Organic Carbon SM 9060A (mg/L)	<	5	U	<	5	U	<	5	U	5.3	5	

Notes:
Analysis methods listed are accurate for most current sampling event. Previous analysis methods may be different.

[1]Carbon dioxide calculated from alkalinity results. Values for 2003 and 2004 were modified to be consistent with previous years' results.

< = less than reporting limit
µg/L = micrograms per liter
ID = identification number
J = estimated
LOQ = limit of quantification
mg/L = milligrams per liter
Qual = qualifier
RL = reporting limit
RSK = Robert S. Kerr Environmental Research Laboratory
SM = Standard Method
U = nondetect
USEPA = United States Environmental Protection Agency

TABLE E.2.4-8
CORNHUSKER ARMY AMMUNITION PLANT
WELL NW032-NATURAL ATTENUATION PARAMETERS

FIELD ID	NW032			NW032			NW032			NW032			NW032			NW032			NW032		
COLLECT DATE	None			None			3/20/2013			3/6/2012			3/8/2011			3/9/2010			3/10/2009		
	Result	RL	Qual	Result	RL	Qual	Result	RL	Qual	Result	RL	Qual	Result	RL	Qual	Result	RL	Qual	Result	RL	Qual
NATURAL ATTENUATION PARAMETERS																					
Methane RSK-175 (µg/L)							3	4.9	J	0.91	5	J	<	5	UJ	2.1	5	J	1.4	0.31	
Total Kjeldahl Nitrogen USEPA 351.2 (mg/L)							1.06	1		<	1	U	<	1	UJ	0.19	1	J	<	1	U
Ammonia USEPA 350.1 (mg/L)	**Abandoned**			**Not Sampled**			0.29	0.25		<	0.25	UJ	<	0.25	UJ	0.083	0.1	J	<	0.05	U
Nitrate/Nitrite USEPA 353.2 (mg/L)	**2017**			**in 2014, 2015, 2016,**			<	0.1	U	<	0.1	U	<	0.1	UJ	<	0.1	U	<	0.05	U
Alkalinity SM 2320B (mg/L)				**2017**			292	1.25		310	1.25		345	1		300	5		270	20	
Carbon Dioxide SM 2320B (mg/L)[1]							130	10		138	1.25		153	0.4		130	2.2		120	0.22	
Sulfate USEPA 9056A (mg/L)							249	10		243	10		248	10		200	25		160	20	
Sulfide SM 9034 (mg/L)							<	2	U	0.2	2	J	0.2	2	J	<	4	U	<	1	U
Dissolved Organic Carbon SM 9060A (mg/L)							2.27	1		<	1	U	2.6	1		1.8	1		2.8	1	

Notes:
Analysis methods listed are accurate for most current sampling event. Previous analysis methods may be different.

[1]Carbon dioxide calculated from alkalinity results. Values for 2003 and 2004 were modified to be consistent with previous years' results.

< = less than reporting limit
µg/L = micrograms per liter
ID = identification number
J = estimated
LOQ = limit of quantification
mg/L = milligrams per liter
Qual = qualifier
RL = reporting limit
RSK = Robert S. Kerr Environmental Research Laboratory
SM = Standard Method
U = nondetect
USEPA = United States Environmental Protection Agency

TABLE E.2.4-8
CORNHUSKER ARMY AMMUNITION PLANT
WELL NW032-NATURAL ATTENUATION PARAMETERS

FIELD ID	NW032			NW032			NW032			NW032			NW032			NW032			NW032		
COLLECT DATE	3/10/2008			3/12/2007			3/14/2006			3/14/2005			3/12/2004			3/17/2003			3/18/2002		
	Result	RL	Qual	Result	RL	Qual	Result	RL	Qual	Result	RL	Qual	Result	RL	Qual	Result	RL	Qual	Result	RL	Qual
NATURAL ATTENUATION PARAMETERS																					
Methane RSK-175 (µg/L)	1	1.7	J	1.8	0.87		1.4	0.87		0.94	0.87		<	2	U	<	2	U	<	2.0	U
Total Kjeldahl Nitrogen USEPA 351.2 (mg/L)	1.1	1		<	1	U	<	1	U	1.2	1		<	0.32	U	0.23	0.2		0.42	0.40	
Ammonia USEPA 350.1 (mg/L)	0.25	0.05		0.33	0.05		<	0.05	U	<	0.05	U	0.14	0.2	J	<	0.2	U	<	0.40	U
Nitrate/Nitrite USEPA 353.2 (mg/L)	<	0.05	U	<	0.05	U	<	0.05	U	<	0.05	U	0.096	0.1	J	<	0.1	U	<	0.10	U
Alkalinity SM 2320B (mg/L)	300	2		300	8		280	8		280	8		260	5		260	5		280	5.0	
Carbon Dioxide SM 2320B (mg/L)[1]	132	0.88		130	0.88		120	0.88		120	0.1		114	0.1		114	1		120	1.0	
Sulfate USEPA 9056A (mg/L)	200	10		140	20		130	10		93	10		85	2		74	5		67	5.0	
Sulfide SM 9034 (mg/L)	<	1	U	<	1	U	<	1	U	<	1	U	<	1	U	<	1.00	U	0.80	1.0	J
Dissolved Organic Carbon SM 9060A (mg/L)	2.6	1		1.8	1		1.9	1		1.7	1		1.8	1		<	1.5	U	2.6	1.0	

Notes:
Analysis methods listed are accurate for most current sampling event. Previous analysis methods may be different.

[1]Carbon dioxide calculated from alkalinity results. Values for 2003 and 2004 were modified to be consistent with previous years' results.

< = less than reporting limit
µg/L = micrograms per liter
ID = identification number
J = estimated
LOQ = limit of quantification
mg/L = milligrams per liter
Qual = qualifier
RL = reporting limit
RSK = Robert S. Kerr Environmental Research Laboratory
SM = Standard Method
U = nondetect
USEPA = United States Environmental Protection Agency

TABLE E.2.4-8
CORNHUSKER ARMY AMMUNITION PLANT
WELL NW032-NATURAL ATTENUATION PARAMETERS

FIELD ID	NW032			NW032			NW032			NW032		
COLLECT DATE	3/21/2001			3/14/2000			3/25/1999			6/14/1998		
	Result	RL	Qual	Result	RL	Qual	Result	RL	Qual	Result	RL	Qual
NATURAL ATTENUATION PARAMETERS												
Methane RSK-175 (µg/L)	<	1	U	0.88	1	J	<	1.37	U	<	1.4	U
Total Kjeldahl Nitrogen USEPA 351.2 (mg/L)	0.15	0.1		0.294	0.1		<	0.1	U	0.31	0.1	
Ammonia USEPA 350.1 (mg/L)	<	0.1	U	<	0.1	U	<	0.1	U	0.052	0.1	
Nitrate/Nitrite USEPA 353.2 (mg/L)	<	0.5	U	<	1	U	<	1	U	<	1	U
Alkalinity SM 2320B (mg/L)	260	5		265	5		256	5		257	5	
Carbon Dioxide SM 2320B (mg/L)[1]	114	5		117	2.2		113	2.2		113	2.2	
Sulfate USEPA 9056A (mg/L)	70.4	5		60.4	2		63.6	2		56.9	1	
Sulfide SM 9034 (mg/L)	<	1	U	<	1	U	<	1	U	<	1	U
Dissolved Organic Carbon SM 9060A (mg/L)	<	5	U	<	5	U	<	5	U	5.9	5	

Notes:
Analysis methods listed are accurate for most current sampling event. Previous analysis methods may be different.

[1]Carbon dioxide calculated from alkalinity results. Values for 2003 and 2004 were modified to be consistent with previous years' results.

< = less than reporting limit
µg/L = micrograms per liter
ID = identification number
J = estimated
LOQ = limit of quantification
mg/L = milligrams per liter
Qual = qualifier
RL = reporting limit
RSK = Robert S. Kerr Environmental Research Laboratory
SM = Standard Method
U = nondetect
USEPA = United States Environmental Protection Agency

TABLE E.2.4-9
CORNHUSKER ARMY AMMUNITION PLANT
WELL NW040-NATURAL ATTENUATION PARAMETERS

FIELD ID	NW040			NW040			NW040			NW040			NW040			NW040			NW040		
COLLECT DATE	None			None			None			None			None			3/14/2003			3/14/2002		
	Result	RL	Qual	Result	RL	Qual	Result	RL	Qual	Result	RL	Qual	Result	RL	Qual	Result	RL	Qual	Result	RL	Qual
NATURAL ATTENUATION PARAMETERS																					
Methane RSK-175 (µg/L)																<	2	U	<	2.0	U
Total Kjeldahl Nitrogen USEPA 351.2 (mg/L)																2.1	0.2		0.28	0.20	
Ammonia USEPA 350.1 (mg/L)	**Abandoned**			**No 2007 Sample**			**No 2006 Sample**			**No 2005 Sample**			**No 2004 Sample**			0.24	0.2		<	0.20	U
Nitrate/Nitrite USEPA 353.2 (mg/L)	**2008**			**Well Dry**			**Well Dry**			**Well Dry**			**Well Dry**			14	0.5	J	20	1.0	
Alkalinity SM 2320B (mg/L)																42	5		22	5.0	
Carbon Dioxide SM 2320B (mg/L)[1]																18	1		9.7	1.0	
Sulfate USEPA 9056A (mg/L)																21	5		30	2.0	
Sulfide SM 9034 (mg/L)																1.9	1		1.1	1.0	
Dissolved Organic Carbon SM 9060A (mg/L)																9.3	1.0		2.8	1.0	

Notes:
Analysis methods listed are accurate for most current sampling event. Previous analysis methods may be different.

[1]Carbon dioxide calculated from alkalinity results. Values for 2003 and 2004 were modified to be consistent with previous years' results.

< = less than reporting limit
µg/L = micrograms per liter
ID = identification number
J = estimated
LOQ = limit of quantification
mg/L = milligrams per liter
Qual = qualifier
RL = reporting limit
RSK = Robert S. Kerr Environmental Research Laboratory
SM = Standard Method
U = nondetect
USEPA = United States Environmental Protection Agency

TABLE E.2.4-9
CORNHUSKER ARMY AMMUNITION PLANT
WELL NW040-NATURAL ATTENUATION PARAMETERS

FIELD ID	NW040			NW040			NW040			NW040		
COLLECT DATE	3/13/2001			3/14/2000			3/23/1999			6/14/1998		
	Result	RL	Qual	Result	RL	Qual	Result	RL	Qual	Result	RL	Qual
NATURAL ATTENUATION PARAMETERS												
Methane RSK-175 (µg/L)	<	1	U	<	1	U	<	1.23	U	1.23	1	
Total Kjeldahl Nitrogen USEPA 351.2 (mg/L)	0.413	0.1		0.278	0.1		<	0.1	U	<	0.1	U
Ammonia USEPA 350.1 (mg/L)	<	0.1	U	<	0.1	U	<	0.1	U	0.039	0.1	J
Nitrate/Nitrite USEPA 353.2 (mg/L)	24.6	1		38.1	10		20.3	2		8.69	1	
Alkalinity SM 2320B (mg/L)	32.3	5		40.3	5		35	5		32.1	5	
Carbon Dioxide SM 2320B (mg/L)[1]	14.2	5		17.7	2.2		15.4	2.2		14.1	2.2	
Sulfate USEPA 9056A (mg/L)	32.5	5		37.4	2		27	2		15.9	1	
Sulfide SM 9034 (mg/L)	<	1	U	<	1	U	<	1	U	<	1	U
Dissolved Organic Carbon SM 9060A (mg/L)	<	5	U	6.80	5		11.6	5		5.6	5	

Notes:
Analysis methods listed are accurate for most current sampling event. Previous analysis methods may be different.

[1]Carbon dioxide calculated from alkalinity results. Values for 2003 and 2004 were modified to be consistent with previous years' results.

< = less than reporting limit
µg/L = micrograms per liter
ID = identification number
J = estimated
LOQ = limit of quantification
mg/L = milligrams per liter
Qual = qualifier
RL = reporting limit
RSK = Robert S. Kerr Environmental Research Laboratory
SM = Standard Method
U = nondetect
USEPA = United States Environmental Protection Agency

TABLE E.2.4-10
CORNHUSKER ARMY AMMUNITION PLANT
WELL NW041-NATURAL ATTENUATION PARAMETERS

FIELD ID	NW041			NW041			NW041			NW041			NW041			NW041			NW041		
COLLECT DATE	None			None			3/13/2006			3/11/2005			3/12/2004			3/14/2003			3/14/2002		
	Result	RL	Qual	Result	RL	Qual	Result	RL	Qual	Result	RL	Qual	Result	RL	Qual	Result	RL	Qual	Result	RL	Qual
NATURAL ATTENUATION PARAMETERS																					
Methane RSK-175 (µg/L)							<	0.87	U	<	0.87	U	<	2	U	<	2	U	<	2.0	U
Total Kjeldahl Nitrogen USEPA 351.2 (mg/L)							<	1	U	<	1	U	1.5	0.2		0.41	0.20		0.41	0.20	
Ammonia USEPA 350.1 (mg/L)	**Abandoned in**			**Not Sampled**			0.081	0.05		<	0.05	U	0.14	0.2	J	<	0.2	U	<	0.20	U
Nitrate/Nitrite USEPA 353.2 (mg/L)	**2009**			**in 2008**			25	1		10	0.25		15	1	J	10	0.5	J	15	0.50	
Alkalinity SM 2320B (mg/L)							140	8		150	8		150	5		170	5		170	5.0	
Carbon Dioxide SM 2320B (mg/L)[1]							60	0.88		66	0.1		66	0.3		75	1		75	1.0	
Sulfate USEPA 9056A (mg/L)							63	10		45	10		54	2		48	5		50	1.0	
Sulfide SM 9034 (mg/L)							<	1	U	<	1	U	<	1	U	2.2	1		1.6	1.0	
Dissolved Organic Carbon SM 9060A (mg/L)							3.5	1		1.6	1		2.8	1		<	1.6	U	2.8	1.0	

Notes:
Analysis methods listed are accurate for most current sampling event. Previous analysis methods may be different.

[1]Carbon dioxide calculated from alkalinity results. Values for 2003 and 2004 were modified to be consistent with previous years' results.

< = less than reporting limit
µg/L = micrograms per liter
ID = identification number
J = estimated
LOQ = limit of quantification
mg/L = milligrams per liter
Qual = qualifier
RL = reporting limit
RSK = Robert S. Kerr Environmental Research Laboratory
SM = Standard Method
U = nondetect
USEPA = United States Environmental Protection Agency

TABLE E.2.4-10
CORNHUSKER ARMY AMMUNITION PLANT
WELL NW041-NATURAL ATTENUATION PARAMETERS

FIELD ID	NW041			NW041			NW041			NW041		
COLLECT DATE	3/13/2001			3/14/2000			3/23/1999			6/14/1998		
	Result	RL	Qual	Result	RL	Qual	Result	RL	Qual	Result	RL	Qual
NATURAL ATTENUATION PARAMETERS												
Methane RSK-175 (µg/L)	<	1	U	<	1	U	<	1	U	<	1	U
Total Kjeldahl Nitrogen USEPA 351.2 (mg/L)	<	0.1	U	0.100	0.1		<	0.1	U	<	0.1	U
Ammonia USEPA 350.1 (mg/L)	<	0.1	U	<	0.1	U	<	0.1	U	<	0.1	U
Nitrate/Nitrite USEPA 353.2 (mg/L)	9.09	0.5		5.76	1		12.8	2		6.15	1	
Alkalinity SM 2320B (mg/L)	157	5		169	5		168	5		166	5	
Carbon Dioxide SM 2320B (mg/L)[1]	69.1	5		74.4	2.2		73.9	2.2		73.0	2.2	
Sulfate USEPA 9056A (mg/L)	44.2	5		41.2	2		40	2		36.8	1	
Sulfide SM 9034 (mg/L)	<	1	U	<	1	U	<	1	U	<	1	U
Dissolved Organic Carbon SM 9060A (mg/L)	<	5	U	<	5	U	7.20	5		5.2	5	

Notes:
Analysis methods listed are accurate for most current sampling event. Previous analysis methods may be different.

[1]Carbon dioxide calculated from alkalinity results. Values for 2003 and 2004 were modified to be consistent with previous years' results.

< = less than reporting limit
µg/L = micrograms per liter
ID = identification number
J = estimated
LOQ = limit of quantification
mg/L = milligrams per liter
Qual = qualifier
RL = reporting limit
RSK = Robert S. Kerr Environmental Research Laboratory
SM = Standard Method
U = nondetect
USEPA = United States Environmental Protection Agency

TABLE E.2.4-11
CORNHUSKER ARMY AMMUNITION PLANT
WELL NW050-NATURAL ATTENUATION PARAMETERS

FIELD ID	NW050			NW050			NW050			NW050			NW050			NW050			NW050		
COLLECT DATE	None			3/7/2013			3/1/2012			3/7/2011			3/11/2010			3/5/2009			3/11/2008		
	Result	RL	Qual	Result	RL	Qual	Result	RL	Qual	Result	RL	Qual	Result	RL	Qual	Result	RL	Qual	Result	RL	Qual
NATURAL ATTENUATION PARAMETERS																					
Methane RSK-175 (µg/L)				<	5	U	<	5	UJ	<	5	UJ	<	5	U	<	0.31	U	<	1.7	U
Total Kjeldahl Nitrogen USEPA 351.2 (mg/L)				0.136	1	J	<	1	U	<	1	U	<	1	U	<	1	U	<	1	U
Ammonia USEPA 350.1 (mg/L)	**Not Sampled**			1.93	0.25		<	0.25	UJ	<	0.25	UJ	0.078	0.1	J	<	0.05	U	0.19	0.05	
Nitrate/Nitrite USEPA 353.2 (mg/L)	**in 2014, 2015, 2016,**			2	0.1		38	0.1		40	0.1		37	0.5		24	0.5		61	2.5	
Alkalinity SM 2320B (mg/L)	**2017, 2018**			102	1.25		128	1.25		195	1		270	5		380	8		310	2	
Carbon Dioxide SM 2320B (mg/L)[1]				45	10		57	1.25		87	0.4		120	2.2		170	0.22		136	0.88	
Sulfate USEPA 9056A (mg/L)				48	1		43	1		44	1		50	25		67	20		120	10	
Sulfide SM 9034 (mg/L)				<	2	U	0.2	2	J	0.2	2	J	<	4	U	<	1	U	<	1	U
Dissolved Organic Carbon SM 9060A (mg/L)				5.8	1		3.2	1		3.4	1		2.5	1		3.5	1		4.3	1	

Notes:
Analysis methods listed are accurate for most current sampling event. Previous analysis methods may be different.

[1]Carbon dioxide calculated from alkalinity results. Values for 2003 and 2004 were modified to be consistent with previous years' results.

< = less than reporting limit
µg/L = micrograms per liter
ID = identification number
J = estimated
LOQ = limit of quantification
mg/L = milligrams per liter
Qual = qualifier
RL = reporting limit
RSK = Robert S. Kerr Environmental Research Laboratory
SM = Standard Method
U = nondetect
USEPA = United States Environmental Protection Agency

TABLE E.2.4-11
CORNHUSKER ARMY AMMUNITION PLANT
WELL NW050-NATURAL ATTENUATION PARAMETERS

FIELD ID	NW050			NW050			NW050			NW050			NW050			NW050			NW050		
COLLECT DATE	3/9/2007			3/13/2006			3/11/2005			3/11/2004			3/17/2003			3/18/2002			3/20/2001		
	Result	RL	Qual	Result	RL	Qual	Result	RL	Qual	Result	RL	Qual	Result	RL	Qual	Result	RL	Qual	Result	RL	Qual
NATURAL ATTENUATION PARAMETERS																					
Methane RSK-175 (µg/L)	0.84	0.87	J	<	0.87	U	<	0.87	U	<	2	U	<	2	U	<	2.0	U	<	1	U
Total Kjeldahl Nitrogen USEPA 351.2 (mg/L)	<	1	U	<	1	U	<	1	U	2.8	0.2		<	0.2	U	1.0	0.40		0.238	0.1	
Ammonia USEPA 350.1 (mg/L)	<	0.05	U	0.22	0.05		<	0.05	U	0.35	0.2		<	0.27	U	<	0.24	U	<	0.1	U
Nitrate/Nitrite USEPA 353.2 (mg/L)	82	2.5		16	0.5		96	2.5		81	5	J	110	5		72	2.0		69.6	0.5	
Alkalinity SM 2320B (mg/L)	170	8		120	8		90	8		100	5		82	5		190	5.0		156	5	
Carbon Dioxide SM 2320B (mg/L)[1]	74	0.88		53	0.88		40	0.1		44	0.5		36	1		84	1.0		68.6	5	
Sulfate USEPA 9056A (mg/L)	99	20		54	10		93	10		100	10		95	5		120	4.0		105	5	
Sulfide SM 9034 (mg/L)	<	1	U	<	1	U	<	1	U	<	1	U	<	1	U	<	1.0	U	<	1	U
Dissolved Organic Carbon SM 9060A (mg/L)	3.5	1		3.5	1		5.4	1		7.5	1		4.6	1.0		6.3	1.0		6.30	5	

Notes:
Analysis methods listed are accurate for most current sampling event. Previous analysis methods may be different.

[1]Carbon dioxide calculated from alkalinity results. Values for 2003 and 2004 were modified to be consistent with previous years' results.

< = less than reporting limit
µg/L = micrograms per liter
ID = identification number
J = estimated
LOQ = limit of quantification
mg/L = milligrams per liter
Qual = qualifier
RL = reporting limit
RSK = Robert S. Kerr Environmental Research Laboratory
SM = Standard Method
U = nondetect
USEPA = United States Environmental Protection Agency

TABLE E.2.4-11
CORNHUSKER ARMY AMMUNITION PLANT
WELL NW050-NATURAL ATTENUATION PARAMETERS

FIELD ID	NW050			NW050			NW050		
COLLECT DATE	3/14/2000			3/23/1999			6/16/1998		
	Result	RL	Qual	Result	RL	Qual	Result	RL	Qual
NATURAL ATTENUATION PARAMETERS									
Methane RSK-175 (µg/L)	<	1	U	<	1	U	<	1	U
Total Kjeldahl Nitrogen USEPA 351.2 (mg/L)	0.159	0.1		<	0.1	U	<	0.1	U
Ammonia USEPA 350.1 (mg/L)	<	0.1	U	<	0.1	U	<	0.1	U
Nitrate/Nitrite USEPA 353.2 (mg/L)	70.4	10		94.5	10		98.2	10	
Alkalinity SM 2320B (mg/L)	162	5		142	5		137	5	
Carbon Dioxide SM 2320B (mg/L)[1]	71.3	2.2		62.5	2.2		60.3	2.2	
Sulfate USEPA 9056A (mg/L)	98.2	2		85.6	2		82.8	2	
Sulfide SM 9034 (mg/L)	<	1	U	<	1	U	<	1	U
Dissolved Organic Carbon SM 9060A (mg/L)	5.20	5		12.2	5		8.7	5	

Notes:
Analysis methods listed are accurate for most current sampling event. Previous analysis methods may be different.

[1]Carbon dioxide calculated from alkalinity results. Values for 2003 and 2004 were modified to be consistent with previous years' results.

< = less than reporting limit
µg/L = micrograms per liter
ID = identification number
J = estimated
LOQ = limit of quantification
mg/L = milligrams per liter
Qual = qualifier
RL = reporting limit
RSK = Robert S. Kerr Environmental Research Laboratory
SM = Standard Method
U = nondetect
USEPA = United States Environmental Protection Agency

TABLE E.2.4-12
CORNHUSKER ARMY AMMUNITION PLANT
WELL NW051-NATURAL ATTENUATION PARAMETERS

FIELD ID	NW051			NW051			NW051			NW051			NW051			NW051			NW051		
COLLECT DATE	None			3/7/2013			3/1/2012			3/7/2011			3/11/2010			3/5/2009			3/11/2008		
	Result	RL	Qual	Result	RL	Qual	Result	RL	Qual	Result	RL	Qual	Result	RL	Qual	Result	RL	Qual	Result	RL	Qual
NATURAL ATTENUATION PARAMETERS																					
Methane RSK-175 (µg/L)				<	5	U	<	5	U	<	5	UJ	<	5	U	<	0.31	U	<	1.7	U
Total Kjeldahl Nitrogen USEPA 351.2 (mg/L)				1.48	1		1.9	1		1.3	1		<	1	U	<	1	U	<	1	U
Ammonia USEPA 350.1 (mg/L)	**Not Sampled**			1.3	0.25		<	0.25	UJ	<	0.25	UJ	0.1	0.1		<	0.05	U	0.24	0.05	
Nitrate/Nitrite USEPA 353.2 (mg/L)	**in 2014, 2015, 2016,**			1.46	0.1		23	0.1		15	0.1		24	0.5		35	1		28	1	
Alkalinity SM 2320B (mg/L)	**2017, 2018**			320	1.25		308	1.25		305	1		320	5		280	8		310	2	
Carbon Dioxide SM 2320B (mg/L)[1]				142	10		137	1.25		136	0.4		140	2.2		130	0.22		136	0.88	
Sulfate USEPA 9056A (mg/L)				144	10		123	5		133	5		140	25		110	20		130	10	
Sulfide SM 9034 (mg/L)				<	2	U	0.6	2	J	0.2	2	J	<	4	U	<	1	U	<	1	U
Dissolved Organic Carbon SM 9060A (mg/L)				10.1	1		6.8	1		8.6	1		9.8	1		8.2	1		12	1	

Notes:
Analysis methods listed are accurate for most current sampling event. Previous analysis methods may be different.

[1]Carbon dioxide calculated from alkalinity results. Values for 2003 and 2004 were modified to be consistent with previous years' results.

< = less than reporting limit
µg/L = micrograms per liter
ID = identification number
J = estimated
LOQ = limit of quantification
mg/L = milligrams per liter
Qual = qualifier
RL = reporting limit
RSK = Robert S. Kerr Environmental Research Laboratory
SM = Standard Method
U = nondetect
USEPA = United States Environmental Protection Agency

TABLE E.2.4-12
CORNHUSKER ARMY AMMUNITION PLANT
WELL NW051-NATURAL ATTENUATION PARAMETERS

FIELD ID	NW051			NW051			NW051			NW051			NW051			NW051			NW051		
COLLECT DATE	3/9/2007			3/13/2006			3/11/2005			3/12/2004			3/17/2003			3/18/2002			3/20/2001		
	Result	RL	Qual	Result	RL	Qual	Result	RL	Qual	Result	RL	Qual	Result	RL	Qual	Result	RL	Qual	Result	RL	Qual
NATURAL ATTENUATION PARAMETERS																					
Methane RSK-175 (µg/L)	<	0.87	U	1.4	0.87		<	0.87	U	<	2	U	<	2	U	<	2.0	U	<	1	U
Total Kjeldahl Nitrogen USEPA 351.2 (mg/L)	<	1	U	<	1	U	<	1	U	1.8	0.2		0.53	0.2		1.6	0.40		<	0.1	UJ
Ammonia USEPA 350.1 (mg/L)	<	0.05	U	0.13	0.05		<	0.05	U	0.35	0.2		0.19	0.2	J	<	0.40	U	<	0.1	U
Nitrate/Nitrite USEPA 353.2 (mg/L)	23	1		9.1	0.5		12	0.5		33	1	J	19	0.5		32	1.0		22.3	0.5	
Alkalinity SM 2320B (mg/L)	320	8		290	8		280	8		240	5		250	5		250	5.0		238	5	
Carbon Dioxide SM 2320B (mg/L)[1]	140	0.88		130	0.88		120	0.1		106	0.6		110	1		110	1.0		105	5	
Sulfate USEPA 9056A (mg/L)	90	20		77	10		86	10		92	2		77	5		110	5.0		130	5	
Sulfide SM 9034 (mg/L)	<	1	U	<	1	U	<	1	U	<	1	U	<	1	U	1	1.0		<	1	U
Dissolved Organic Carbon SM 9060A (mg/L)	9.8	1		8.3	1		9.3	1		10	1		7.0	1.0		7.7	1.0		6.40	5	

Notes:
Analysis methods listed are accurate for most current sampling event. Previous analysis methods may be different.

[1]Carbon dioxide calculated from alkalinity results. Values for 2003 and 2004 were modified to be consistent with previous years' results.

< = less than reporting limit
µg/L = micrograms per liter
ID = identification number
J = estimated
LOQ = limit of quantification
mg/L = milligrams per liter
Qual = qualifier
RL = reporting limit
RSK = Robert S. Kerr Environmental Research Laboratory
SM = Standard Method
U = nondetect
USEPA = United States Environmental Protection Agency

TABLE E.2.4-12
CORNHUSKER ARMY AMMUNITION PLANT
WELL NW051-NATURAL ATTENUATION PARAMETERS

FIELD ID	NW051			NW051			NW051		
COLLECT DATE	3/14/2000			3/23/1999			6/16/1998		
	Result	RL	Qual	Result	RL	Qual	Result	RL	Qual
NATURAL ATTENUATION PARAMETERS									
Methane RSK-175 (µg/L)	<	1	U	<	1	U	<	1	U
Total Kjeldahl Nitrogen USEPA 351.2 (mg/L)	0.132	0.1		<	0.1	U	<	0.1	U
Ammonia USEPA 350.1 (mg/L)	<	0.1	U	<	0.1	U	0.035	0.1	J
Nitrate/Nitrite USEPA 353.2 (mg/L)	32.2	2		28.8	2		30.5	4	
Alkalinity SM 2320B (mg/L)	237	5		232	5		222	5	
Carbon Dioxide SM 2320B (mg/L)[1]	104	2.2		102	2.2		97.7	2.2	
Sulfate USEPA 9056A (mg/L)	90.3	2		116	5		93.9	2	
Sulfide SM 9034 (mg/L)	<	1	U	<	1	U	<	1	U
Dissolved Organic Carbon SM 9060A (mg/L)	5.00	5		8.20	5		8.1	5	

Notes:
Analysis methods listed are accurate for most current sampling event. Previous analysis methods may be different.

[1]Carbon dioxide calculated from alkalinity results. Values for 2003 and 2004 were modified to be consistent with previous years' results.

< = less than reporting limit
µg/L = micrograms per liter
ID = identification number
J = estimated
LOQ = limit of quantification
mg/L = milligrams per liter
Qual = qualifier
RL = reporting limit
RSK = Robert S. Kerr Environmental Research Laboratory
SM = Standard Method
U = nondetect
USEPA = United States Environmental Protection Agency

TABLE E.2.4-13
CORNHUSKER ARMY AMMUNITION PLANT
WELL NW052-NATURAL ATTENUATION PARAMETERS

FIELD ID	NW052			NW052			NW052			NW052			NW052			NW052			NW052		
COLLECT DATE	None			3/7/2013			3/1/2012			3/7/2011			3/11/2010			3/5/2009			3/11/2008		
	Result	RL	Qual	Result	RL	Qual	Result	RL	Qual	Result	RL	Qual	Result	RL	Qual	Result	RL	Qual	Result	RL	Qual
NATURAL ATTENUATION PARAMETERS																					
Methane RSK-175 (µg/L)				<	5	U	12	5		15	5		110	5		160	0.31		190	1.7	
Total Kjeldahl Nitrogen USEPA 351.2 (mg/L)				0.136	1	J	3.0	1		1.5	1		1.6	1		2	1		1.9	1	
Ammonia USEPA 350.1 (mg/L)	**Not Sampled**			1.93	0.25		<	0.25	UJ	<	0.25	U	0.1	0.1		0.071	0.05		0.095	0.05	
Nitrate/Nitrite USEPA 353.2 (mg/L)	**in 2014, 2015, 2016,**			1.79	0.1		<	0.1	U	<	0.1	UJ	<	0.1	U	<	0.05	U	<	0.05	U
Alkalinity SM 2320B (mg/L)	**2017, 2018**			102	1.25		328	1.25		435	1		430	5		470	8		400	2	
Carbon Dioxide SM 2320B (mg/L)[1]				45	10		146	1.25		193	0.4		190	2.2		210	0.22		176	0.88	
Sulfate USEPA 9056A (mg/L)				48.2	1		117	5		146	5		64	25		40	20		39	10	
Sulfide SM 9034 (mg/L)				<	2	U	0.4	2	J	0.4	2	J	<	4	U	<	1	U	<	1	U
Dissolved Organic Carbon SM 9060A (mg/L)				5.8	1		8.2	1		12	1		13	1		11	1		13	1	

Notes:
Analysis methods listed are accurate for most current sampling event. Previous analysis methods may be different.

[1]Carbon dioxide calculated from alkalinity results. Values for 2003 and 2004 were modified to be consistent with previous years' results.

< = less than reporting limit
µg/L = micrograms per liter
ID = identification number
J = estimated
LOQ = limit of quantification
mg/L = milligrams per liter
Qual = qualifier
RL = reporting limit
RSK = Robert S. Kerr Environmental Research Laboratory
SM = Standard Method
U = nondetect
USEPA = United States Environmental Protection Agency

TABLE E.2.4-13
CORNHUSKER ARMY AMMUNITION PLANT
WELL NW052-NATURAL ATTENUATION PARAMETERS

FIELD ID	NW052			NW052			NW052			NW052			NW052			NW052			NW052		
COLLECT DATE	3/9/2007			3/13/2006			3/11/2005			3/11/2004			3/17/2003			3/18/2002			3/20/2001		
	Result	RL	Qual	Result	RL	Qual	Result	RL	Qual	Result	RL	Qual	Result	RL	Qual	Result	RL	Qual	Result	RL	Qual
NATURAL ATTENUATION PARAMETERS																					
Methane RSK-175 (µg/L)	390	0.87		240	0.87		270	0.87		120	2		39	2		14	2.0		12	1	
Total Kjeldahl Nitrogen USEPA 351.2 (mg/L)	1.5	1		1.8	1		1.9	1		<	0.55	U	0.66	0.2		0.67	0.40		0.513	0.1	
Ammonia USEPA 350.1 (mg/L)	0.084	0.05		<	0.05	U	0.05	0.05		0.26	0.2		<	0.2	U	<	0.20	U	<	0.1	U
Nitrate/Nitrite USEPA 353.2 (mg/L)	<	0.05	U	<	0.05	U	<	0.05	U	<	0.1	UJ	<	0.1	U	0.384	0.10		<	0.5	U
Alkalinity SM 2320B (mg/L)	390	8		360	8		370	8		300	5		270	5		290	5.0		268	5	
Carbon Dioxide SM 2320B (mg/L)[1]	170	0.88		160	0.88		160	0.1		132	0.9		119	1		130	1.0		118		
Sulfate USEPA 9056A (mg/L)	35	20		40	10		38	10		50	2		55	5		79	5.0		109	5	
Sulfide SM 9034 (mg/L)	6	1		<	1	U	<	1	U	<	1	U	<	1	U	<	1.0	U	<	1	U
Dissolved Organic Carbon SM 9060A (mg/L)	11	1		10	1		8.8	1		7.2	1		4.7	1.0		4.5	1.0		5.10	5	

Notes:
Analysis methods listed are accurate for most current sampling event. Previous analysis methods may be different.

[1]Carbon dioxide calculated from alkalinity results. Values for 2003 and 2004 were modified to be consistent with previous years' results.

< = less than reporting limit
µg/L = micrograms per liter
ID = identification number
J = estimated
LOQ = limit of quantification
mg/L = milligrams per liter
Qual = qualifier
RL = reporting limit
RSK = Robert S. Kerr Environmental Research Laboratory
SM = Standard Method
U = nondetect
USEPA = United States Environmental Protection Agency

TABLE E.2.4-13
CORNHUSKER ARMY AMMUNITION PLANT
WELL NW052-NATURAL ATTENUATION PARAMETERS

FIELD ID	NW052			NW052			NW052		
COLLECT DATE	3/14/2000			3/23/1999			6/16/1998		
	Result	RL	Qual	Result	RL	Qual	Result	RL	Qual
NATURAL ATTENUATION PARAMETERS									
Methane RSK-175 (µg/L)	32	2		29.7	5		28.4	1	
Total Kjeldahl Nitrogen USEPA 351.2 (mg/L)	0.895	0.1		<	0.1	U	0.225	0.1	
Ammonia USEPA 350.1 (mg/L)	<	0.1	U	<	0.1	U	<	0.1	U
Nitrate/Nitrite USEPA 353.2 (mg/L)	<	1	U	<	1	U	<	1	U
Alkalinity SM 2320B (mg/L)	278	5		266	5		268	5	
Carbon Dioxide SM 2320B (mg/L)[1]	122	2.2		117	2.2		118	2.2	
Sulfate USEPA 9056A (mg/L)	85.4	2		123	5		89.7	2	
Sulfide SM 9034 (mg/L)	<	1	U	<	1	U	<	1	U
Dissolved Organic Carbon SM 9060A (mg/L)	5.40	5		10.9	5		10.7	5	

Notes:
Analysis methods listed are accurate for most current sampling event. Previous analysis methods may be different.

[1]Carbon dioxide calculated from alkalinity results. Values for 2003 and 2004 were modified to be consistent with previous years' results.

< = less than reporting limit
µg/L = micrograms per liter
ID = identification number
J = estimated
LOQ = limit of quantification
mg/L = milligrams per liter
Qual = qualifier
RL = reporting limit
RSK = Robert S. Kerr Environmental Research Laboratory
SM = Standard Method
U = nondetect
USEPA = United States Environmental Protection Agency

TABLE E.2.4-14
CORNHUSKER ARMY AMMUNITION PLANT
WELL NW060-NATURAL ATTENUATION PARAMETERS

FIELD ID	NW060			NW060			NW060			NW060			NW060			NW060			NW060		
COLLECT DATE	None			3/7/2013			3/2/2012			3/4/2011			3/10/2010			3/6/2009			3/6/2008		
	Result	RL	Qual	Result	RL	Qual	Result	RL	Qual	Result	RL	Qual	Result	RL	Qual	Result	RL	Qual	Result	RL	Qual
NATURAL ATTENUATION PARAMETERS																					
Methane RSK-175 (µg/L)				<	5	U	<	5	U	<	5	UJ	<	5	U	<	0.31	U	<	1.7	U
Total Kjeldahl Nitrogen USEPA 351.2 (mg/L)				0.991	1	J	2.4	1		<	1	UJ	<	1	U	<	1	U	<	1	U
Ammonia USEPA 350.1 (mg/L)	**Not Sampled**			1.64	0.25		<	0.25	UJ	<	0.25	UJ	0.082	0.1	J	<	0.05	U	0.43	0.05	
Nitrate/Nitrite USEPA 353.2 (mg/L)	**in 2014, 2015, 2016,**			2.87	0.1		10	0.1		5.6	0.1		4.4	0.1		6.7	0.25		2.6	0.5	
Alkalinity SM 2320B (mg/L)	**2017, 2018**			76	1.25		38	1.25		33	1		39	5		55	8		48	2	
Carbon Dioxide SM 2320B (mg/L)[1]				34	10		17	1.25		14	0.4		17	2.2		24	0.22		21	0.88	
Sulfate USEPA 9056A (mg/L)				19.4	1		15	1		11	1		15	5		18	2		29	10	
Sulfide SM 9034 (mg/L)				0.2	2	J	0.4	2	J	0.2	2	J	<	4	U	<	1	U	<	1	U
Dissolved Organic Carbon SM 9060A (mg/L)				2.51	1		<	1	U	2.0	1		1.4	1		2.6	1		2.8	1	

Notes:
Analysis methods listed are accurate for most current sampling event. Previous analysis methods may be different.

[1]Carbon dioxide calculated from alkalinity results. Values for 2003 and 2004 were modified to be consistent with previous years' results.

< = less than reporting limit
µg/L = micrograms per liter
ID = identification number
J = estimated
LOQ = limit of quantification
mg/L = milligrams per liter
Qual = qualifier
RL = reporting limit
RSK = Robert S. Kerr Environmental Research Laboratory
SM = Standard Method
U = nondetect
USEPA = United States Environmental Protection Agency

TABLE E.2.4-14
CORNHUSKER ARMY AMMUNITION PLANT
WELL NW060-NATURAL ATTENUATION PARAMETERS

FIELD ID	NW060			NW060			NW060			NW060			NW060			NW060			NW060		
COLLECT DATE	None			None			None			None			3/14/2003			3/18/2002			3/20/2001		
	Result	RL	Qual	Result	RL	Qual	Result	RL	Qual	Result	RL	Qual	Result	RL	Qual	Result	RL	Qual	Result	RL	Qual
NATURAL ATTENUATION PARAMETERS																					
Methane RSK-175 (µg/L)													<	2	U	<	2.0	U	<	1	U
Total Kjeldahl Nitrogen USEPA 351.2 (mg/L)													2.6	0.2		0.56	0.40		0.125	0.1	
Ammonia USEPA 350.1 (mg/L)	**No 2007 Sample**			**No 2006 Sample**			**No 2005 Sample**			**No 2004 Sample**			0.31	0.2		<	0.20	U	<	0.1	U
Nitrate/Nitrite USEPA 353.2 (mg/L)	**Well Dry**			**Well Dry**			**Well Dry**			**Well Dry**			12	0.5	J	13	1.0		12.3	0.5	
Alkalinity SM 2320B (mg/L)													84	5		61	5.0		55.2	5	
Carbon Dioxide SM 2320B (mg/L)[1]													37	1		27	1.0		24.3	5	
Sulfate USEPA 9056A (mg/L)													25	5		31	2.0		28	5	
Sulfide SM 9034 (mg/L)													2.7	1		<	1.0	U	<	1	U
Dissolved Organic Carbon SM 9060A (mg/L)													1.8	1		2.6	1.0		<	5	U

Notes:
Analysis methods listed are accurate for most current sampling event. Previous analysis methods may be different.

[1]Carbon dioxide calculated from alkalinity results. Values for 2003 and 2004 were modified to be consistent with previous years' results.

< = less than reporting limit
µg/L = micrograms per liter
ID = identification number
J = estimated
LOQ = limit of quantification
mg/L = milligrams per liter
Qual = qualifier
RL = reporting limit
RSK = Robert S. Kerr Environmental Research Laboratory
SM = Standard Method
U = nondetect
USEPA = United States Environmental Protection Agency

TABLE E.2.4-14
CORNHUSKER ARMY AMMUNITION PLANT
WELL NW060-NATURAL ATTENUATION PARAMETERS

FIELD ID	NW060			NW060			NW060		
COLLECT DATE	3/10/2000			3/23/1999			6/14/1998		
	Result	RL	Qual	Result	RL	Qual	Result	RL	Qual
NATURAL ATTENUATION PARAMETERS									
Methane RSK-175 (µg/L)	<	1	U	127	10		1.43	1	
Total Kjeldahl Nitrogen USEPA 351.2 (mg/L)	<	0.1	U	<	0.1	U	0.042	0.1	J
Ammonia USEPA 350.1 (mg/L)	<	0.1	U	<	0.1	U	<	0.1	U
Nitrate/Nitrite USEPA 353.2 (mg/L)	20.5	1		14.2	1		25.5	1	
Alkalinity SM 2320B (mg/L)	45.2	5		45	5		39.7	5	
Carbon Dioxide SM 2320B (mg/L)[1]	19.9	2.2		19.8	2.2		17.5	2.2	
Sulfate USEPA 9056A (mg/L)	28.2	2		39.5	5		33.3	1	
Sulfide SM 9034 (mg/L)	<	1	U	<	1	U	<	1	U
Dissolved Organic Carbon SM 9060A (mg/L)	<	5	U	12.1	5		6.9	5	

Notes:
Analysis methods listed are accurate for most current sampling event. Previous analysis methods may be different.

[1]Carbon dioxide calculated from alkalinity results. Values for 2003 and 2004 were modified to be consistent with previous years' results.

< = less than reporting limit
µg/L = micrograms per liter
ID = identification number
J = estimated
LOQ = limit of quantification
mg/L = milligrams per liter
Qual = qualifier
RL = reporting limit
RSK = Robert S. Kerr Environmental Research Laboratory
SM = Standard Method
U = nondetect
USEPA = United States Environmental Protection Agency

TABLE E.2.4-15
CORNHUSKER ARMY AMMUNITION PLANT
WELL NW061-NATURAL ATTENUATION PARAMETERS

FIELD ID	NW061			NW061			NW061			NW061			NW061			NW061			NW061		
COLLECT DATE	None			3/12/2013			3/2/2012			3/4/2011			3/11/2010			3/6/2009			3/6/2008		
	Result	RL	Qual	Result	RL	Qual	Result	RL	Qual	Result	RL	Qual	Result	RL	Qual	Result	RL	Qual	Result	RL	Qual
NATURAL ATTENUATION PARAMETERS																					
Methane RSK-175 (µg/L)				59	5		25	5		9	5		8.4	5		4.5	0.31		11	1.7	
Total Kjeldahl Nitrogen USEPA 351.2 (mg/L)				5.8	1		5.6	1		1.9	1		1.3	1		1	1	J	2.1	1	J
Ammonia USEPA 350.1 (mg/L)	**Not Sampled**			2.44	0.25		1.9	0.25		1.6	0.25	J	0.91	0.1	J	0.78	0.05		1.2	0.05	
Nitrate/Nitrite USEPA 353.2 (mg/L)	**in 2014, 2015, 2016,**			0.992	0.1		1.4	0.1	J	4.9	0.1		2.6	0.1		2.6	0.25		0.11	0.05	
Alkalinity SM 2320B (mg/L)	**2017, 2018**			275	1.25		248	1.25		228	1		250	5		260	8		240	2	
Carbon Dioxide SM 2320B (mg/L)[1]				122	10		110	1.25		101	0.4		110	2.2		110	0.22		106	0.88	
Sulfate USEPA 9056A (mg/L)				78.1	1		71	1		67	1		61	25		59	20	J	51	10	
Sulfide SM 9034 (mg/L)				0.2	2	J	0.4	2	J	0.2	2	J	<	4	U	<	1	U	<	1	UJ
Dissolved Organic Carbon SM 9060A (mg/L)				6.28	1		5.3	1		4.6	1	J	3.2	1		3.5	1		3.7	1	

Notes:
Analysis methods listed are accurate for most current sampling event. Previous analysis methods may be different.

[1]Carbon dioxide calculated from alkalinity results. Values for 2003 and 2004 were modified to be consistent with previous years' results.

< = less than reporting limit
µg/L = micrograms per liter
ID = identification number
J = estimated
LOQ = limit of quantification
mg/L = milligrams per liter
Qual = qualifier
RL = reporting limit
RSK = Robert S. Kerr Environmental Research Laboratory
SM = Standard Method
U = nondetect
USEPA = United States Environmental Protection Agency

TABLE E.2.4-15
CORNHUSKER ARMY AMMUNITION PLANT
WELL NW061-NATURAL ATTENUATION PARAMETERS

FIELD ID	NW061			NW061			NW061			NW061			NW061			NW061			NW061		
COLLECT DATE	3/8/2007			3/13/2006			3/14/2005			3/11/2004			3/14/2003			3/18/2002			3/20/2001		
	Result	RL	Qual	Result	RL	Qual	Result	RL	Qual	Result	RL	Qual	Result	RL	Qual	Result	RL	Qual	Result	RL	Qual
NATURAL ATTENUATION PARAMETERS																					
Methane RSK-175 (µg/L)	4	0.87		5.9	0.87		11	0.87		7.1	2		<	2	U	<	2.0	U	16	1	
Total Kjeldahl Nitrogen USEPA 351.2 (mg/L)	1.2	1	J	1.5	1		2	1		<	0.78	U	0.8	0.2		2.0	0.40		1.28	0.1	
Ammonia USEPA 350.1 (mg/L)	0.69	0.05		0.77	0.05		0.34	0.05		0.41	0.2		0.33	0.2		<	0.20	U	0.248	0.1	
Nitrate/Nitrite USEPA 353.2 (mg/L)	<	0.05	U	<	0.05	UJ	0.55	0.05		<	1	U	<	0.1	U	<	0.10	U	<	0.5	U
Alkalinity SM 2320B (mg/L)	260	8		270	8		290	8		270	5		280	5		300	5.0		324	5	
Carbon Dioxide SM 2320B (mg/L)[1]	110	0.88		120	0.88		130	0.1		119	0.3		123	1		130	1.0		143	5	
Sulfate USEPA 9056A (mg/L)	39	20	J	44	10		43	10		41	2		44	5		32	4.0		27.4	5	
Sulfide SM 9034 (mg/L)	<	1	U	<	1	U	<	1	U	<	1	U	2.3	1		<	1.0	U	<	1	U
Dissolved Organic Carbon SM 9060A (mg/L)	3.9	1		4.9	1	J	6	1		6.8	1		6.2	1.0		8.2	1.0		5.10	5	

Notes:
Analysis methods listed are accurate for most current sampling event. Previous analysis methods may be different.

[1]Carbon dioxide calculated from alkalinity results. Values for 2003 and 2004 were modified to be consistent with previous years' results.

< = less than reporting limit
µg/L = micrograms per liter
ID = identification number
J = estimated
LOQ = limit of quantification
mg/L = milligrams per liter
Qual = qualifier
RL = reporting limit
RSK = Robert S. Kerr Environmental Research Laboratory
SM = Standard Method
U = nondetect
USEPA = United States Environmental Protection Agency

TABLE E.2.4-15
CORNHUSKER ARMY AMMUNITION PLANT
WELL NW061-NATURAL ATTENUATION PARAMETERS

FIELD ID	NW061			NW061			NW061		
COLLECT DATE	3/10/2000			3/23/1999			6/14/1998		
	Result	RL	Qual	Result	RL	Qual	Result	RL	Qual
NATURAL ATTENUATION PARAMETERS									
Methane RSK-175 (µg/L)	23	1		158	10		127	10	
Total Kjeldahl Nitrogen USEPA 351.2 (mg/L)	<	0.1	U	1.53	0.1		1.27	0.1	
Ammonia USEPA 350.1 (mg/L)	<	0.1	U	0.251	0.1		0.16	0.1	
Nitrate/Nitrite USEPA 353.2 (mg/L)	<	1	U	<	1	U	<	1	U
Alkalinity SM 2320B (mg/L)	374	5		383	5		353	5	
Carbon Dioxide SM 2320B (mg/L)[1]	165	2.2		169	2.2		155	2.2	
Sulfate USEPA 9056A (mg/L)	20.8	2		30.3	5		33.1	1	
Sulfide SM 9034 (mg/L)	<	1	U	<	1	U	<	1	U
Dissolved Organic Carbon SM 9060A (mg/L)	18.5	5		23.8	5		19.1	5	

Notes:
Analysis methods listed are accurate for most current sampling event. Previous analysis methods may be different.

[1]Carbon dioxide calculated from alkalinity results. Values for 2003 and 2004 were modified to be consistent with previous years' results.

< = less than reporting limit
µg/L = micrograms per liter
ID = identification number
J = estimated
LOQ = limit of quantification
mg/L = milligrams per liter
Qual = qualifier
RL = reporting limit
RSK = Robert S. Kerr Environmental Research Laboratory
SM = Standard Method
U = nondetect
USEPA = United States Environmental Protection Agency

TABLE E.2.4-16
CORNHUSKER ARMY AMMUNITION PLANT
WELL NW062-NATURAL ATTENUATION PARAMETERS

FIELD ID	NW062			NW062			NW062			NW062			NW062			NW062			NW062		
COLLECT DATE	None			3/7/2013			3/2/2012			3/4/2011			3/11/2010			3/6/2009			3/7/2008		
	Result	RL	Qual	Result	RL	Qual	Result	RL	Qual	Result	RL	Qual	Result	RL	Qual	Result	RL	Qual	Result	RL	Qual
NATURAL ATTENUATION PARAMETERS																					
Methane RSK-175 (µg/L)				13	5		17	5		24	5		60	5		5.1	0.31		44	1.7	
Total Kjeldahl Nitrogen USEPA 351.2 (mg/L)				0.58	1	J	3.6	1		0.517	1	J	<	1	U	<	1	U	<	1	U
Ammonia USEPA 350.1 (mg/L)	**Not Sampled**			1.36	0.25	J	<	0.25	UJ	<	0.25	UJ	0.089	0.1	J	<	0.05	U	0.25	0.05	
Nitrate/Nitrite USEPA 353.2 (mg/L)	**in 2014, 2015, 2016,**			0.196	0.1	J	<	0.1	U	<	0.1	UJ	<	0.1	U	<	0.05	U	<	0.05	U
Alkalinity SM 2320B (mg/L)	**2017, 2018**			241	1.25		222	1.25		248	1		240	5		250	8		220	2	
Carbon Dioxide SM 2320B (mg/L)[1]				107	10		99	1.25		110	0.4		110	2.2		110	0.22		97	0.88	
Sulfate USEPA 9056A (mg/L)				75.7	1		67	1		61	1		50	25		46	20		49	10	
Sulfide SM 9034 (mg/L)				0.802	2	J	0.4	2	J	0.2	2	J	<	4	U	<	1	U	<	1	U
Dissolved Organic Carbon SM 9060A (mg/L)				2.83	1		2.0	1		2.6	1		1.7	1		2.5	1		2.9	1	

Notes:
Analysis methods listed are accurate for most current sampling event. Previous analysis methods may be different.

[1]Carbon dioxide calculated from alkalinity results. Values for 2003 and 2004 were modified to be consistent with previous years' results.

< = less than reporting limit
µg/L = micrograms per liter
ID = identification number
J = estimated
LOQ = limit of quantification
mg/L = milligrams per liter
Qual = qualifier
RL = reporting limit
RSK = Robert S. Kerr Environmental Research Laboratory
SM = Standard Method
U = nondetect
USEPA = United States Environmental Protection Agency

TABLE E.2.4-16
CORNHUSKER ARMY AMMUNITION PLANT
WELL NW062-NATURAL ATTENUATION PARAMETERS

FIELD ID	NW062			NW062			NW062			NW062			NW062			NW062			NW062		
COLLECT DATE	3/9/2007			3/13/2006			3/14/2005			3/11/2004			3/14/2003			3/18/2002			3/20/2001		
	Result	RL	Qual	Result	RL	Qual	Result	RL	Qual	Result	RL	Qual	Result	RL	Qual	Result	RL	Qual	Result	RL	Qual
NATURAL ATTENUATION PARAMETERS																					
Methane RSK-175 (µg/L)	190	0.87		190	0.87		350	0.87		180	2		150	2		52	2.0		140	20	
Total Kjeldahl Nitrogen USEPA 351.2 (mg/L)	<	1	U	1	1		1.9	1		<	0.64	U	1	0.2		1.2	0.40		1.06	0.1	
Ammonia USEPA 350.1 (mg/L)	0.066	0.05		0.073	0.05		<	0.05	U	0.27	0.2		0.23	0.2		<	0.40	U	0.185	0.1	
Nitrate/Nitrite USEPA 353.2 (mg/L)	<	0.05	U	<	0.05	U	0.3	0.05		<	0.1	UJ	<	0.1	U	<	0.10	U	<	0.5	U
Alkalinity SM 2320B (mg/L)	240	8		240	8		270	8		250	5		250	5		240	5.0		248	5	
Carbon Dioxide SM 2320B (mg/L)[1]	100	0.88		110	0.88		120	0.1		110	0.2		110	1		110	1.0		109	5	
Sulfate USEPA 9056A (mg/L)	40	20		44	10		43	10		47	2		48	5		43	5.0		45.9	5	
Sulfide SM 9034 (mg/L)	<	1	U	<	1	U	<	1	U	0.6	1	J	2.80	1.00		0.60	1.0	J	<	1	U
Dissolved Organic Carbon SM 9060A (mg/L)	3.7	1		5	1		6.4	1		7.7	1		7.2	1.0		7.2	1.0		5.00	5	

Notes:
Analysis methods listed are accurate for most current sampling event. Previous analysis methods may be different.

[1]Carbon dioxide calculated from alkalinity results. Values for 2003 and 2004 were modified to be consistent with previous years' results.

< = less than reporting limit
µg/L = micrograms per liter
ID = identification number
J = estimated
LOQ = limit of quantification
mg/L = milligrams per liter
Qual = qualifier
RL = reporting limit
RSK = Robert S. Kerr Environmental Research Laboratory
SM = Standard Method
U = nondetect
USEPA = United States Environmental Protection Agency

TABLE E.2.4-16
CORNHUSKER ARMY AMMUNITION PLANT
WELL NW062-NATURAL ATTENUATION PARAMETERS

FIELD ID	NW062			NW062			NW062		
COLLECT DATE	3/10/2000			3/23/1999			6/14/1998		
	Result	RL	Qual	Result	RL	Qual	Result	RL	Qual
NATURAL ATTENUATION PARAMETERS									
Methane RSK-175 (µg/L)	450	100		573	200		2010	100	
Total Kjeldahl Nitrogen USEPA 351.2 (mg/L)	2.08	0.2		2.55	0.2		1.58	0.1	
Ammonia USEPA 350.1 (mg/L)	0.201	0.1		0.365	0.1		<	0.1	U
Nitrate/Nitrite USEPA 353.2 (mg/L)	<	1	U	<	1	U	<	1	U
Alkalinity SM 2320B (mg/L)	366	5		470	5		420	5	
Carbon Dioxide SM 2320B (mg/L)[1]	161	2.2		207	2.2		185	2.2	
Sulfate USEPA 9056A (mg/L)	28.6	2		21.5	5		25.5	1	
Sulfide SM 9034 (mg/L)	1.26	1		<	1	U	0.36	1	J
Dissolved Organic Carbon SM 9060A (mg/L)	16.8	5		32.6	5		23.5	5	

Notes:
Analysis methods listed are accurate for most current sampling event. Previous analysis methods may be different.

[1]Carbon dioxide calculated from alkalinity results. Values for 2003 and 2004 were modified to be consistent with previous years' results.

< = less than reporting limit
µg/L = micrograms per liter
ID = identification number
J = estimated
LOQ = limit of quantification
mg/L = milligrams per liter
Qual = qualifier
RL = reporting limit
RSK = Robert S. Kerr Environmental Research Laboratory
SM = Standard Method
U = nondetect
USEPA = United States Environmental Protection Agency

TABLE E.2.4-17
CORNHUSKER ARMY AMMUNITION PLANT
WELL NW070-NATURAL ATTENUATION PARAMETERS

FIELD ID	NW070			NW070			NW070			NW070			NW070			NW070			NW070		
COLLECT DATE	None			3/6/2013			2/29/2012			3/1/2011			3/9/2010			3/4/2009			3/5/2008		
	Result	RL	Qual	Result	RL	Qual	Result	RL	Qual	Result	RL	Qual	Result	RL	Qual	Result	RL	Qual	Result	RL	Qual
NATURAL ATTENUATION PARAMETERS																					
Methane RSK-175 (µg/L)				<	5	U	<	5	UJ	<	5	UJ	<	5	U	110	0.31		<	1.7	U
Total Kjeldahl Nitrogen USEPA 351.2 (mg/L)				0.881	1	J	<	1	U	<	1	U	<	1	U	1.2	1		<	1	U
Ammonia USEPA 350.1 (mg/L)	**Not Sampled**			<	0.25	U	<	0.25	UJ	<	0.25	UJ	<	0.1	U	0.066	0.05		<	0.05	U
Nitrate/Nitrite USEPA 353.2 (mg/L)	**in 2014, 2015, 2016,**			25	0.1		30	0.1		23	0.1		33	0.5		2.9	0.1		22	0.5	
Alkalinity SM 2320B (mg/L)	**2017, 2018**			160	1.25		132	1.25		268	1		170	5		280	8		120	2	
Carbon Dioxide SM 2320B (mg/L)[1]				71	10		59	1.25		119	0.4		75	2.2		130	0.22		53	0.88	
Sulfate USEPA 9056A (mg/L)				16.1	1		78	1		78	1		81	25		30	20		48	10	
Sulfide SM 9034 (mg/L)				<	2	U	0.4	2	J	<	2	U	<	4	U	<	1	U	<	1	U
Dissolved Organic Carbon SM 9060A (mg/L)				6.02	1		6.1	1		7.1	1		5.3	1		7.4	1		6.6	1	

Notes:
Analysis methods listed are accurate for most current sampling event. Previous analysis methods may be different.

[1]Carbon dioxide calculated from alkalinity results. Values for 2003 and 2004 were modified to be consistent with previous years' results.

< = less than reporting limit
µg/L = micrograms per liter
ID = identification number
J = estimated
LOQ = limit of quantification
mg/L = milligrams per liter
Qual = qualifier
RL = reporting limit
RSK = Robert S. Kerr Environmental Research Laboratory
SM = Standard Method
U = nondetect
USEPA = United States Environmental Protection Agency

TABLE E.2.4-17
CORNHUSKER ARMY AMMUNITION PLANT
WELL NW070-NATURAL ATTENUATION PARAMETERS

FIELD ID	NW070			NW070			NW070			NW070			NW070			NW070			NW070		
COLLECT DATE	3/8/2007			3/10/2006			3/10/2005			3/11/2004			3/13/2003			3/15/2002			3/16/2001		
	Result	RL	Qual	Result	RL	Qual	Result	RL	Qual	Result	RL	Qual	Result	RL	Qual	Result	RL	Qual	Result	RL	Qual
NATURAL ATTENUATION PARAMETERS																					
Methane RSK-175 (µg/L)	<	0.87	U	1.2	0.87		<	0.87	U	<	2	U	<	2	U	<	2.0	U	<	1	U
Total Kjeldahl Nitrogen USEPA 351.2 (mg/L)	1.1	1	J	<	1	U	<	1	U	1.1	0.2		0.9	0.2		1.7	0.20		<	0.1	U
Ammonia USEPA 350.1 (mg/L)	<	0.05	U	<	0.05	U	<	0.05	U	0.2	0.2	J	0.17	0.2	J	3.1	0.20		<	0.1	U
Nitrate/Nitrite USEPA 353.2 (mg/L)	13	1		29	1.3		29	2.5		11	1		16.39	0.5	J	37	2.0		24.6	1	
Alkalinity SM 2320B (mg/L)	88	8		130	8		160	8		170	5		150	5		160	5.0		152	5	
Carbon Dioxide SM 2320B (mg/L)[1]	39	0.88		55	0.88		70	0.1		75	0.1		66	1		70	1.0		66.9	5	
Sulfate USEPA 9056A (mg/L)	20	10		65	20		59	10		48	2		39	5		190	4.0		56.9	5	
Sulfide SM 9034 (mg/L)	<	1	U	<	1	U	<	1	U	<	1	U	<	1	U	<	1.0	U	<	1	U
Dissolved Organic Carbon SM 9060A (mg/L)	9.1	1		5.3	1		5.1	1		5.1	1		5.2	1.0		5.2	1.0		<	5	U

Notes:
Analysis methods listed are accurate for most current sampling event. Previous analysis methods may be different.

[1]Carbon dioxide calculated from alkalinity results. Values for 2003 and 2004 were modified to be consistent with previous years' results.

< = less than reporting limit
µg/L = micrograms per liter
ID = identification number
J = estimated
LOQ = limit of quantification
mg/L = milligrams per liter
Qual = qualifier
RL = reporting limit
RSK = Robert S. Kerr Environmental Research Laboratory
SM = Standard Method
U = nondetect
USEPA = United States Environmental Protection Agency

TABLE E.2.4-17
CORNHUSKER ARMY AMMUNITION PLANT
WELL NW070-NATURAL ATTENUATION PARAMETERS

FIELD ID	NW070			NW070			NW070		
COLLECT DATE	3/9/2000			3/18/1999			6/13/1998		
	Result	RL	Qual	Result	RL	Qual	Result	RL	Qual
NATURAL ATTENUATION PARAMETERS									
Methane RSK-175 (µg/L)	210	50		157	20		133	20	
Total Kjeldahl Nitrogen USEPA 351.2 (mg/L)	2.67	0.2		<	0.1	U	0.89	0.1	
Ammonia USEPA 350.1 (mg/L)	<	0.1	U	<	0.1	U	0.072	0.1	J
Nitrate/Nitrite USEPA 353.2 (mg/L)	<	1	U	7.23	1		<	1	U
Alkalinity SM 2320B (mg/L)	167	5		171	5		99.5	5	
Carbon Dioxide SM 2320B (mg/L)[1]	73.5	2.2		75.2	2.2		43.8	2.2	
Sulfate USEPA 9056A (mg/L)	33.3	2		42.2	5		3.08	1	
Sulfide SM 9034 (mg/L)	<	1	U	<	1	U	<	1	U
Dissolved Organic Carbon SM 9060A (mg/L)	7.80	5		19.8	5		15.6	5	

Notes:
Analysis methods listed are accurate for most current sampling event. Previous analysis methods may be different.

[1]Carbon dioxide calculated from alkalinity results. Values for 2003 and 2004 were modified to be consistent with previous years' results.

< = less than reporting limit
µg/L = micrograms per liter
ID = identification number
J = estimated
LOQ = limit of quantification
mg/L = milligrams per liter
Qual = qualifier
RL = reporting limit
RSK = Robert S. Kerr Environmental Research Laboratory
SM = Standard Method
U = nondetect
USEPA = United States Environmental Protection Agency

TABLE E.2.4-18
CORNHUSKER ARMY AMMUNITION PLANT
WELL NW071-NATURAL ATTENUATION PARAMETERS

FIELD ID	NW071			NW071			NW071			NW071			NW071			NW071			NW071		
COLLECT DATE	None			3/6/2013			2/29/2012			3/1/2011			3/9/2010			3/5/2009			3/5/2008		
	Result	RL	Qual	Result	RL	Qual	Result	RL	Qual	Result	RL	Qual	Result	RL	Qual	Result	RL	Qual	Result	RL	Qual
NATURAL ATTENUATION PARAMETERS																					
Methane RSK-175 (µg/L)				<	5	U	0.52	5	J	<	5	UJ	1200	25		<	0.31	U	<	1.7	U
Total Kjeldahl Nitrogen USEPA 351.2 (mg/L)				<	1	U	<	1	U	<	1	UJ	<	1	UJ	<	1	U	<	1	U
Ammonia USEPA 350.1 (mg/L)	**Not Sampled**			0.160	0.25	J	0.092	0.25	J	<	0.25	UJ	1.2	0.1		<	0.05	U	<	0.05	U
Nitrate/Nitrite USEPA 353.2 (mg/L)	**in 2014, 2015, 2016,**			27.4	0.1		22	0.1		22	0.1		22	0.5		27	2.5		28	1	
Alkalinity SM 2320B (mg/L)	**2017, 2018**			130	1.25		114	1.25		118	1		120	5		110	8		110	2	
Carbon Dioxide SM 2320B (mg/L)[1]				58	10		51	1.25		52	0.4		54	2.2		50	0.22		48	0.88	
Sulfate USEPA 9056A (mg/L)				64.2	1		<	1	U	52	1		44	5		39	20		44	20	
Sulfide SM 9034 (mg/L)				0.2	2	J	0.2	2	J	0.2	2	J	<	4	U	<	1	U	<	1	U
Dissolved Organic Carbon SM 9060A (mg/L)				4.4	1		2.6	1		3.1	1		2.2	1		2.8	1		3.1	1	

Notes:
Analysis methods listed are accurate for most current sampling event. Previous analysis methods may be different.

[1]Carbon dioxide calculated from alkalinity results. Values for 2003 and 2004 were modified to be consistent with previous years' results.

< = less than reporting limit
µg/L = micrograms per liter
ID = identification number
J = estimated
LOQ = limit of quantification
mg/L = milligrams per liter
Qual = qualifier
RL = reporting limit
RSK = Robert S. Kerr Environmental Research Laboratory
SM = Standard Method
U = nondetect
USEPA = United States Environmental Protection Agency

TABLE E.2.4-18
CORNHUSKER ARMY AMMUNITION PLANT
WELL NW071-NATURAL ATTENUATION PARAMETERS

FIELD ID	NW071			NW071			NW071			NW071			NW071			NW071			NW071		
COLLECT DATE	3/8/2007			3/10/2006			3/10/2005			3/11/2004			3/13/2003			3/15/2002			3/16/2001		
	Result	RL	Qual	Result	RL	Qual	Result	RL	Qual	Result	RL	Qual	Result	RL	Qual	Result	RL	Qual	Result	RL	Qual
NATURAL ATTENUATION PARAMETERS																					
Methane RSK-175 (µg/L)	<	0.87	U	<	0.87	U	<	0.87	U	<	2	U	<	2	U	<	2.0	U	<	1	U
Total Kjeldahl Nitrogen USEPA 351.2 (mg/L)	<	1	U	<	1	U	<	1	U	2	0.2		0.72	0.2		0.37	0.20		0.238	0.1	
Ammonia USEPA 350.1 (mg/L)	<	0.05	U	<	0.05	U	<	0.05	U	0.18	0.2	J	<	0.2	U	<	0.20	U	<	0.1	U
Nitrate/Nitrite USEPA 353.2 (mg/L)	34	1		17	0.5		91	2.5		35	1		32	1	J	19	0.50		13.4	0.5	
Alkalinity SM 2320B (mg/L)	120	8		120	8		130	8		110	5		120	5		130	5.0		114	5	
Carbon Dioxide SM 2320B (mg/L)[1]	53	0.88		53	0.88		57	0.1		48	0.3		53	1		57	1.0		50.2	5	
Sulfate USEPA 9056A (mg/L)	47	20		49	20		58	10		55	2		52	1		35	5.0		34.8	5	
Sulfide SM 9034 (mg/L)	<	1	U	<	1	U	<	1	U	<	1	U	1.5	1		<	1.0	U	<	1	U
Dissolved Organic Carbon SM 9060A (mg/L)	3.3	1		2.4	1		4.3	1		3.9	1		2.9	1.0		2.2	1.0		<	5	U

Notes:
Analysis methods listed are accurate for most current sampling event. Previous analysis methods may be different.

[1]Carbon dioxide calculated from alkalinity results. Values for 2003 and 2004 were modified to be consistent with previous years' results.

< = less than reporting limit
µg/L = micrograms per liter
ID = identification number
J = estimated
LOQ = limit of quantification
mg/L = milligrams per liter
Qual = qualifier
RL = reporting limit
RSK = Robert S. Kerr Environmental Research Laboratory
SM = Standard Method
U = nondetect
USEPA = United States Environmental Protection Agency

TABLE E.2.4-18
CORNHUSKER ARMY AMMUNITION PLANT
WELL NW071-NATURAL ATTENUATION PARAMETERS

FIELD ID	NW071			NW071			NW071		
COLLECT DATE	3/9/2000			3/18/1999			6/13/1998		
	Result	RL	Qual	Result	RL	Qual	Result	RL	Qual
NATURAL ATTENUATION PARAMETERS									
Methane RSK-175 (µg/L)	<	1	U	<	1	U	<	1	U
Total Kjeldahl Nitrogen USEPA 351.2 (mg/L)	<	0.1	U	<	0.1	U	<	0.1	U
Ammonia USEPA 350.1 (mg/L)	<	0.1	U	<	0.1	U	<	0.1	U
Nitrate/Nitrite USEPA 353.2 (mg/L)	12.9	1		13.4	1		11.9	1	
Alkalinity SM 2320B (mg/L)	134	5		140	5		136	5	
Carbon Dioxide SM 2320B (mg/L)[1]	59.0	2.2		61.6	2.2		59.8	2.2	
Sulfate USEPA 9056A (mg/L)	33.4	2		40.8	5		31.2	1	
Sulfide SM 9034 (mg/L)	<	1	U	<	1	U	<	1	U
Dissolved Organic Carbon SM 9060A (mg/L)	<	5	U	16.9	5		7.2	5	

Notes:
Analysis methods listed are accurate for most current sampling event. Previous analysis methods may be different.

[1]Carbon dioxide calculated from alkalinity results. Values for 2003 and 2004 were modified to be consistent with previous years' results.

< = less than reporting limit
µg/L = micrograms per liter
ID = identification number
J = estimated
LOQ = limit of quantification
mg/L = milligrams per liter
Qual = qualifier
RL = reporting limit
RSK = Robert S. Kerr Environmental Research Laboratory
SM = Standard Method
U = nondetect
USEPA = United States Environmental Protection Agency

TABLE E.2.4-19
CORNHUSKER ARMY AMMUNITION PLANT
WELL NW080-NATURAL ATTENUATION PARAMETERS

FIELD ID	NW080					NW080					NW080					NW080		
COLLECT DATE	None					None					8/11/2015					None		
	Result	DL	LOD	LOQ	Qual	Result	DL	LOD	LOQ	Qual	Result	DL	LOD	LOQ	Qual	Result	RL	Qual
NATURAL ATTENUATION PARAMETERS																		
Methane RSK-175 (µg/L)											<	0.22	0.80	5.0	U			
Total Kjeldahl Nitrogen USEPA 351.2 (mg/L)											<	0.18	0.50	1.0	U			
Ammonia USEPA 350.1 (mg/L)		**Not Sampled**					**No Analysis in 2016**				<	0.022	0.050	0.10	U	**No 2014 Sample**		
Nitrate/Nitrite USEPA 353.2 (mg/L)		**in 2017, 2018**									43	0.19	0.50	1.0		**Well Dry**		
Alkalinity SM 2320B (mg/L)											120	1.1	3.2	5.0				
Carbon Dioxide SM 2320B (mg/L)[1]											53	1.1	3.2	5.0				
Sulfate USEPA 9056A (mg/L)											99	1.2	2.5	25				
Sulfide SM 9034 (mg/L)											<	0.79	1.9	4.0	U			
Dissolved Organic Carbon SM 9060A (mg/L)											3.3	0.16	0.50	1.0				

Notes:
Analysis methods listed are accurate for most current sampling event. Previous analysis methods may be different.

[1]Carbon dioxide calculated from alkalinity results. Values for 2003 and 2004 were modified to be consistent with previous years' results.

< = less than reporting limit
µg/L = micrograms per liter
ID = identification number
J = estimated
LOQ = limit of quantification
mg/L = milligrams per liter
Qual = qualifier
RL = reporting limit
RSK = Robert S. Kerr Environmental Research Laboratory
SM = Standard Method
U = nondetect
USEPA = United States Environmental Protection Agency

TABLE E.2.4-19
CORNHUSKER ARMY AMMUNITION PLANT
WELL NW080-NATURAL ATTENUATION PARAMETERS

FIELD ID	NW080			NW080			NW080			NW080			NW080			NW080			NW080		
COLLECT DATE	3/6/2013			3/2/2012			3/3/2011			3/15/2010			3/4/2009			3/6/2008			3/8/2007		
	Result	RL	Qual	Result	RL	Qual	Result	RL	Qual	Result	RL	Qual	Result	RL	Qual	Result	RL	Qual	Result	RL	Qual
NATURAL ATTENUATION PARAMETERS																					
Methane RSK-175 (µg/L)	<	5	U	<	5	U	<	5	UJ	<	5	U	<	0.31	U	<	1.7	U	<	0.87	U
Total Kjeldahl Nitrogen USEPA 351.2 (mg/L)	<	1	U	<	1	U	<	1	U	<	1	U	<	1	U	<	1	U	<	1	U
Ammonia USEPA 350.1 (mg/L)	<	0.25	U	<	0.25	UJ	<	0.25	UJ	0.036	0.1	J	<	0.05	U	<	0.05	U	<	0.05	U
Nitrate/Nitrite USEPA 353.2 (mg/L)	27.6	0.1		28	0.1		16	0.1		32	1		28	1		55	2.5		31	1	
Alkalinity SM 2320B (mg/L)	150	1.25		118	1.25		198	1		190	5		230	8		110	2		170	8	
Carbon Dioxide SM 2320B (mg/L)[1]	67	10		52	1.25		88	0.4		82	2.2		100	0.22		48	0.88		76	0.88	
Sulfate USEPA 9056A (mg/L)	18	1		94	5		109	2		81	25		82	20		77	20		97	20	
Sulfide SM 9034 (mg/L)	0.2	2	J	0.4	2	J	0.2	2	J	0.86	1	J	<	1	U	<	1	U	<	1	U
Dissolved Organic Carbon SM 9060A (mg/L)	3.38	1		2.7	1		3.5	1		2.6	1		11	1		4.2	1		3.3	1	

Notes:
Analysis methods listed are accurate for most current sampling event. Previous analysis methods may be different.

[1]Carbon dioxide calculated from alkalinity results. Values for 2003 and 2004 were modified to be consistent with previous years' results.

< = less than reporting limit
µg/L = micrograms per liter
ID = identification number
J = estimated
LOQ = limit of quantification
mg/L = milligrams per liter
Qual = qualifier
RL = reporting limit
RSK = Robert S. Kerr Environmental Research Laboratory
SM = Standard Method
U = nondetect
USEPA = United States Environmental Protection Agency

TABLE E.2.4-19
CORNHUSKER ARMY AMMUNITION PLANT
WELL NW080-NATURAL ATTENUATION PARAMETERS

FIELD ID	NW080			NW080			NW080			NW080			NW080			NW080			NW080		
COLLECT DATE	3/10/2006			3/11/2005			3/11/2004			3/13/2003			3/15/2002			3/16/2001			3/9/2000		
	Result	RL	Qual	Result	RL	Qual	Result	RL	Qual	Result	RL	Qual	Result	RL	Qual	Result	RL	Qual	Result	RL	Qual
NATURAL ATTENUATION PARAMETERS																					
Methane RSK-175 (µg/L)	<	0.87	U	<	0.87	U	<	2	U	<	2	U	<	2.0	U	<	1	U	<	1	U
Total Kjeldahl Nitrogen USEPA 351.2 (mg/L)	<	1	U	<	1	U	1.4	0.2		0.29	0.2		0.48	0.29		<	0.1	U	<	0.1	U
Ammonia USEPA 350.1 (mg/L)	<	0.05	U	<	0.05	U	0.18	0.2	J	<	0.2	U	<	0.20	U	<	0.1	U	<	0.1	U
Nitrate/Nitrite USEPA 353.2 (mg/L)	22	0.5		16	0.5		28	1	J	33	1	J	45	1.0		35.2	1		35.6	2	
Alkalinity SM 2320B (mg/L)	140	8		110	8		80	5		72	5		80	5.0		96.6	5		85.9	5	
Carbon Dioxide SM 2320B (mg/L)[1]	62	0.88		48	0.1		35	2.2		32	1		35	1.0		42.5	5		37.8	2.2	
Sulfate USEPA 9056A (mg/L)	80	20		64	10		56	2		50	5		54	2.0		49.2	5		44.3	2	
Sulfide SM 9034 (mg/L)	<	1	U	<	1	U	0.6	1	J	2.1	1	J	<	1.0	U	<	1	U	<	1	U
Dissolved Organic Carbon SM 9060A (mg/L)	3.2	1		3.3	1		2.8	1		2.3	1.0		2.8	1.0		<	5	U	<	5	U

Notes:
Analysis methods listed are accurate for most current sampling event. Previous analysis methods may be different.

[1]Carbon dioxide calculated from alkalinity results. Values for 2003 and 2004 were modified to be consistent with previous years' results.

< = less than reporting limit
µg/L = micrograms per liter
ID = identification number
J = estimated
LOQ = limit of quantification
mg/L = milligrams per liter
Qual = qualifier
RL = reporting limit
RSK = Robert S. Kerr Environmental Research Laboratory
SM = Standard Method
U = nondetect
USEPA = United States Environmental Protection Agency

TABLE E.2.4-19
CORNHUSKER ARMY AMMUNITION PLANT
WELL NW080-NATURAL ATTENUATION PARAMETERS

FIELD ID	NW080			NW080		
COLLECT DATE	3/19/1999			6/15/1998		
	Result	RL	Qual	Result	RL	Qual
NATURAL ATTENUATION PARAMETERS						
Methane RSK-175 (µg/L)	<	1	U	<	1	U
Total Kjeldahl Nitrogen USEPA 351.2 (mg/L)	<	0.1	U	<	0.1	U
Ammonia USEPA 350.1 (mg/L)	<	0.1	U	<	0.1	U
Nitrate/Nitrite USEPA 353.2 (mg/L)	35.7	2		45.5	4	
Alkalinity SM 2320B (mg/L)	96	5		78.6	5	J
Carbon Dioxide SM 2320B (mg/L)[1]	42.2	2.2		34.6	2.2	J
Sulfate USEPA 9056A (mg/L)	47.5	5		43.4	2	
Sulfide SM 9034 (mg/L)	<	1	U	<	1	U
Dissolved Organic Carbon SM 9060A (mg/L)	14.7	5		8.3	5	

Notes:
Analysis methods listed are accurate for most current sampling event. Previous analysis methods may be different.

[1]Carbon dioxide calculated from alkalinity results. Values for 2003 and 2004 were modified to be consistent with previous years' results.

< = less than reporting limit
µg/L = micrograms per liter
ID = identification number
J = estimated
LOQ = limit of quantification
mg/L = milligrams per liter
Qual = qualifier
RL = reporting limit
RSK = Robert S. Kerr Environmental Research Laboratory
SM = Standard Method
U = nondetect
USEPA = United States Environmental Protection Agency

TABLE E.2.4-20
CORNHUSKER ARMY AMMUNITION PLANT
WELL NW081R-NATURAL ATTENUATION PARAMETERS

FIELD ID	NW081R					NW081R					NW081R					NW081R		
COLLECT DATE	None					None					8/11/2015					8/12/2014		
	Result	DL	LOD	LOQ	Qual	Result	DL	LOD	LOQ	Qual	Result	DL	LOD	LOQ	Qual	Result	LOQ	Qual
NATURAL ATTENUATION PARAMETERS																		
Methane RSK-175 (µg/L)											<	0.22	0.80	5.0	U	<	5	U
Total Kjeldahl Nitrogen USEPA 351.2 (mg/L)											<	0.18	0.50	1.0	UJ	<	1	U
Ammonia USEPA 350.1 (mg/L)		**Not Sampled**					**No Analysis in 2016**				<	0.022	0.050	0.10	U	0.032	0.1	J
Nitrate/Nitrite USEPA 353.2 (mg/L)		**in 2017, 2018**									36	0.19	0.50	1.0		38	1	
Alkalinity SM 2320B (mg/L)											210	1.1	3.2	5.0		200	5	
Carbon Dioxide SM 2320B (mg/L)[1]											93	1.1	3.2	5.0		89	5	
Sulfate USEPA 9056A (mg/L)											85	1.2	2.50	25		89	5	
Sulfide SM 9034 (mg/L)											<	0.79	1.9	4.0	U	<	4	U
Dissolved Organic Carbon SM 9060A (mg/L)											4.4	0.16	0.50	1.0		5	1	

Notes:
*NW081 was abandoned and replaced by NW081R in 2012.

Analysis methods listed are accurate for most current sampling event. Previous analysis methods may be different.

[1]Carbon dioxide calculated from alkalinity results. Values for 2003 and 2004 were modified to be consistent with previous years' results.

< = less than reporting limit
µg/L = micrograms per liter
ID = identification number
J = estimated
LOQ = limit of quantification
mg/L = milligrams per liter
Qual = qualifier
RL = reporting limit
RSK = Robert S. Kerr Environmental Research Laboratory
SM = Standard Method
U = nondetect
USEPA = United States Environmental Protection Agency

TABLE E.2.4-20
CORNHUSKER ARMY AMMUNITION PLANT
WELL NW081R-NATURAL ATTENUATION PARAMETERS

FIELD ID	NW081R			NW081R			NW081			NW081			NW081			NW081			NW081		
COLLECT DATE	3/6/2013			4/16/2012			3/3/2011			3/15/2010			3/4/2009			3/6/2008			3/8/2007		
	Result	RL	Qual	Result	RL	Qual	Result	RL	Qual	Result	RL	Qual	Result	RL	Qual	Result	RL	Qual	Result	RL	Qual
NATURAL ATTENUATION PARAMETERS																					
Methane RSK-175 (µg/L)	<	5	U	<	5	U	<	5	UJ	<	5	U	0.55	0.31		<	1.7	U	<	0.87	U
Total Kjeldahl Nitrogen USEPA 351.2 (mg/L)	0.429	1	J	<	1	U	<	1	U	<	1	U	<	1	U	<	1	U	<	1	U
Ammonia USEPA 350.1 (mg/L)	<	0.25	U	0.156	0.25	J	<	0.25	UJ	0.057	0.1	J	<	0.05	U	<	0.05	U	<	0.05	U
Nitrate/Nitrite USEPA 353.2 (mg/L)	26.6	0.1		28	0.1		32	0.1		34	1		32	1		26	1		22	1	J
Alkalinity SM 2320B (mg/L)	215	1.25		215	1.25		218	1		210	5		210	8		180	2		180	8	
Carbon Dioxide SM 2320B (mg/L)[1]	96	10		96	1.25		97	0.4		92	2.2		93	0.22		79	0.88		79	0.88	
Sulfate USEPA 9056A (mg/L)	18.3	1		88	5		87	2		80	25		40	20		68	20		74	20	
Sulfide SM 9034 (mg/L)	0.2	2	J	0.6	2	J	0.2	2	J	3.2	1		<	1	U	<	1	U	<	1	U
Dissolved Organic Carbon SM 9060A (mg/L)	4.64	1		6.0	1		4.7	1		3.5	1		3.9	1		4.6	1		3.9	1	

Notes:
*NW081 was abandoned and replaced by NW081R in 2012.

Analysis methods listed are accurate for most current sampling event. Previous analysis methods may be different.

[1]Carbon dioxide calculated from alkalinity results. Values for 2003 and 2004 were modified to be consistent with previous years' results.

< = less than reporting limit
µg/L = micrograms per liter
ID = identification number
J = estimated
LOQ = limit of quantification
mg/L = milligrams per liter
Qual = qualifier
RL = reporting limit
RSK = Robert S. Kerr Environmental Research Laboratory
SM = Standard Method
U = nondetect
USEPA = United States Environmental Protection Agency

TABLE E.2.4-20
CORNHUSKER ARMY AMMUNITION PLANT
WELL NW081R-NATURAL ATTENUATION PARAMETERS

FIELD ID	NW081			NW081			NW081			NW081			NW081			NW081			NW081		
COLLECT DATE	3/10/2006			3/11/2005			3/11/2004			3/13/2003			3/15/2002			3/16/2001			3/9/2000		
	Result	RL	Qual	Result	RL	Qual	Result	RL	Qual	Result	RL	Qual	Result	RL	Qual	Result	RL	Qual	Result	RL	Qual
NATURAL ATTENUATION PARAMETERS																					
Methane RSK-175 (µg/L)	<	0.87	U	<	0.87	U	<	2	U	<	2	U	<	2.0	U	<	1	U	<	1	U
Total Kjeldahl Nitrogen USEPA 351.2 (mg/L)	<	1	U	<	1	U	1.8	0.2		0.63	0.2		0.76	0.31		0.11	0.1		0.115	0.1	
Ammonia USEPA 350.1 (mg/L)	<	0.05	U	<	0.05	U	0.22	0.2		<	0.2	U	0.06	0.20	J	<	0.1	U	<	0.1	U
Nitrate/Nitrite USEPA 353.2 (mg/L)	28	1.3		46	1		39	1		40	1	J	42	2.0		46.1	1		44.6	2	
Alkalinity SM 2320B (mg/L)	170	8		170	8		150	5		170	5		170	5.0		160	5		172	5	
Carbon Dioxide SM 2320B (mg/L)[1]	75	0.88		75	0.1		66	0.8		75	1		75	1.0		70.4	5		75.7	2.2	
Sulfate USEPA 9056A (mg/L)	74	20		68	10		68	2		73	25		77	2.0		60.8	5		53.4	2	
Sulfide SM 9034 (mg/L)	<	1	U	<	1	U	<	1	U	1.6	1		<	1.0	U	<	1	U	<	1	U
Dissolved Organic Carbon SM 9060A (mg/L)	4	1		3.9	1		4	1		3.2	1.0		4.7	1.0		<	5	U	<	5	U

Notes:
*NW081 was abandoned and replaced by NW081R in 2012.

Analysis methods listed are accurate for most current sampling event. Previous analysis methods may be different.

[1]Carbon dioxide calculated from alkalinity results. Values for 2003 and 2004 were modified to be consistent with previous years' results.

< = less than reporting limit
µg/L = micrograms per liter
ID = identification number
J = estimated
LOQ = limit of quantification
mg/L = milligrams per liter
Qual = qualifier
RL = reporting limit
RSK = Robert S. Kerr Environmental Research Laboratory
SM = Standard Method
U = nondetect
USEPA = United States Environmental Protection Agency

TABLE E.2.4-20
CORNHUSKER ARMY AMMUNITION PLANT
WELL NW081R-NATURAL ATTENUATION PARAMETERS

FIELD ID	NW081			NW081		
COLLECT DATE	3/19/1999			6/15/1998		
	Result	RL	Qual	Result	RL	Qual
NATURAL ATTENUATION PARAMETERS						
Methane RSK-175 (µg/L)	<	1	U	<	1	U
Total Kjeldahl Nitrogen USEPA 351.2 (mg/L)	<	0.1	U	<	0.1	U
Ammonia USEPA 350.1 (mg/L)	<	0.1	U	<	0.1	U
Nitrate/Nitrite USEPA 353.2 (mg/L)	34.7	2		35.5	4	
Alkalinity SM 2320B (mg/L)	179	5		173	5	
Carbon Dioxide SM 2320B (mg/L)[1]	78.8	2.2		96.1	2.2	
Sulfate USEPA 9056A (mg/L)	58.3	5		50.7	1	
Sulfide SM 9034 (mg/L)	<	1	U	<	1	U
Dissolved Organic Carbon SM 9060A (mg/L)	15.5	5		11.2	5	

Notes:
*NW081 was abandoned and replaced by NW081R in 2012.

Analysis methods listed are accurate for most current sampling event. Previous analysis methods may be different.

[1]Carbon dioxide calculated from alkalinity results. Values for 2003 and 2004 were modified to be consistent with previous years' results.

< = less than reporting limit
µg/L = micrograms per liter
ID = identification number
J = estimated
LOQ = limit of quantification
mg/L = milligrams per liter
Qual = qualifier
RL = reporting limit
RSK = Robert S. Kerr Environmental Research Laboratory
SM = Standard Method
U = nondetect
USEPA = United States Environmental Protection Agency

TABLE E.2.4-21
CORNHUSKER ARMY AMMUNITION PLANT
WELL NW082R-NATURAL ATTENUATION PARAMETERS

FIELD ID	NW082R					NW082R					NW082R					NW082R		
COLLECT DATE	None					None					8/11/2015					8/12/2014		
	Result	DL	LOD	LOQ	Qual	Result	DL	LOD	LOQ	Qual	Result	DL	LOD	LOQ	Qual	Result	LOQ	Qual
NATURAL ATTENUATION PARAMETERS																		
Methane RSK-175 (µg/L)											5.2	0.22	0.80	5.0		1.2	5	J
Total Kjeldahl Nitrogen USEPA 351.2 (mg/L)											<	0.18	0.50	1.0	U	<	1	U
Ammonia USEPA 350.1 (mg/L)		**Not Sampled**					**No Analysis in 2016**				0.19	0.022	0.010	0.10		0.04	0.1	J
Nitrate/Nitrite USEPA 353.2 (mg/L)		**in 2017, 2018**									35	0.19	0.50	1.0		38	1	
Alkalinity SM 2320B (mg/L)											190	1.1	3.2	5.0		170	5	
Carbon Dioxide SM 2320B (mg/L)[1]											84	1.1	3.2	5.0		76	5	
Sulfate USEPA 9056A (mg/L)											81	1.2	2.5	25		100	5	
Sulfide SM 9034 (mg/L)											<	0.79	1.9	4.0	U	<	4	U
Dissolved Organic Carbon SM 9060A (mg/L)											4.2	0.16	0.50	1.0		3.7	1	

Notes:
*NW082 was abandoned and replaced by NW082R in 2012.

Analysis methods listed are accurate for most current sampling event. Previous analysis methods may be different.

[1]Carbon dioxide calculated from alkalinity results. Values for 2003 and 2004 were modified to be consistent with previous years' results.

< = less than reporting limit
µg/L = micrograms per liter
ID = identification number
J = estimated
LOQ = limit of quantification
mg/L = milligrams per liter
Qual = qualifier
RL = reporting limit
RSK = Robert S. Kerr Environmental Research Laboratory
SM = Standard Method
U = nondetect
USEPA = United States Environmental Protection Agency

TABLE E.2.4-21
CORNHUSKER ARMY AMMUNITION PLANT
WELL NW082R-NATURAL ATTENUATION PARAMETERS

FIELD ID	NW082R			NW082R			NW082			NW082			NW082			NW082			NW082		
COLLECT DATE	3/6/2013			4/16/2012			3/3/2011			3/15/2010			3/4/2009			3/6/2008			3/8/2007		
	Result	RL	Qual	Result	RL	Qual	Result	RL	Qual	Result	RL	Qual	Result	RL	Qual	Result	RL	Qual	Result	RL	Qual
NATURAL ATTENUATION PARAMETERS																					
Methane RSK-175 (µg/L)	2.80	5	J	0.80	5	J	<	5	UJ	1.9	5	J	0.47	0.31		<	1.7	U	0.54	0.87	J
Total Kjeldahl Nitrogen USEPA 351.2 (mg/L)	0.45	1	J	<	1	U	<	1	U	<	1	U	<	1	U	<	1	U	<	1	U
Ammonia USEPA 350.1 (mg/L)	<	0.25	U	0.094	0.25	J	<	0.25	UJ	0.036	0.1	J	<	0.05	U	<	0.05	U	<	0.05	U
Nitrate/Nitrite USEPA 353.2 (mg/L)	27.3	0.1		21	0.1		27	0.1		28	0.5		24	0.5		25	0.5		28	1	
Alkalinity SM 2320B (mg/L)	202	1.25		200	1.25		202	1		220	5		220	8		200	2		200	8	
Carbon Dioxide SM 2320B (mg/L)[1]	90	10		89	1.25		90	0.4		95	2.2		96	0.22		88	0.88		86	0.88	
Sulfate USEPA 9056A (mg/L)	19.7	5		78	5		82	2		72	25		63	20		67	20		62	20	
Sulfide SM 9034 (mg/L)	0.2	2	J	0.4	2	J	0.2	2	J	<	1	U	<	1	U	<	1	U	<	1	U
Dissolved Organic Carbon SM 9060A (mg/L)	4.84	1		4.3	1		4.4	1		3.2	1		3.5	1		4.3	1		3.6	1	

Notes:
*NW082 was abandoned and replaced by NW082R in 2012.

Analysis methods listed are accurate for most current sampling event. Previous analysis methods may be different.

[1]Carbon dioxide calculated from alkalinity results. Values for 2003 and 2004 were modified to be consistent with previous years' results.

< = less than reporting limit
µg/L = micrograms per liter
ID = identification number
J = estimated
LOQ = limit of quantification
mg/L = milligrams per liter
Qual = qualifier
RL = reporting limit
RSK = Robert S. Kerr Environmental Research Laboratory
SM = Standard Method
U = nondetect
USEPA = United States Environmental Protection Agency

TABLE E.2.4-21
CORNHUSKER ARMY AMMUNITION PLANT
WELL NW082R-NATURAL ATTENUATION PARAMETERS

FIELD ID	NW082			NW082			NW082			NW082			NW082			NW082			NW082		
COLLECT DATE	3/10/2006			3/11/2005			3/11/2004			3/13/2003			3/15/2002			3/16/2001			3/9/2000		
	Result	RL	Qual	Result	RL	Qual	Result	RL	Qual	Result	RL	Qual	Result	RL	Qual	Result	RL	Qual	Result	RL	Qual
NATURAL ATTENUATION PARAMETERS																					
Methane RSK-175 (µg/L)	1.4	0.87		0.3	0.87	J	<	2	U	<	2	U	<	2.0	U	<	1	U	<	1	U
Total Kjeldahl Nitrogen USEPA 351.2 (mg/L)	<	1	U	<	1	U	1.7	0.2		0.80	0.20		0.80	0.32		<	0.1	U	0.118	0.1	
Ammonia USEPA 350.1 (mg/L)	<	0.05	U	<	0.05	U	0.21	0.2		<	0.2	U	0.09	0.20	J	<	0.1	U	<	0.1	U
Nitrate/Nitrite USEPA 353.2 (mg/L)	24	1.3	J	44	1		32	1		31	1	J	40	1.0		38.6	1		40.0	2	
Alkalinity SM 2320B (mg/L)	190	8		200	8		180	5		200	5		220	5.0		211	5		217	5	
Carbon Dioxide SM 2320B (mg/L)[1]	84	0.88		88	0.1		79	0.4		88	1		97	1.0		92.8	5		95.5	2.2	
Sulfate USEPA 9056A (mg/L)	70	20		66	10		70	2		68	5		82	2.0		68.6	5		61.4	2	
Sulfide SM 9034 (mg/L)	<	1	U	<	1	U	<	1	U	1.8	1		<	1.0	U	<	1	U	<	1	U
Dissolved Organic Carbon SM 9060A (mg/L)	3.7	1		3.6	1		3.9	1		3.2	1.0		4.3	1.0		<	5	U	<	5	U

Notes:
*NW082 was abandoned and replaced by NW082R in 2012.

Analysis methods listed are accurate for most current sampling event. Previous analysis methods may be different.

[1]Carbon dioxide calculated from alkalinity results. Values for 2003 and 2004 were modified to be consistent with previous years' results.

< = less than reporting limit
µg/L = micrograms per liter
ID = identification number
J = estimated
LOQ = limit of quantification
mg/L = milligrams per liter
Qual = qualifier
RL = reporting limit
RSK = Robert S. Kerr Environmental Research Laboratory
SM = Standard Method
U = nondetect
USEPA = United States Environmental Protection Agency

TABLE E.2.4-21
CORNHUSKER ARMY AMMUNITION PLANT
WELL NW082R-NATURAL ATTENUATION PARAMETERS

FIELD ID	NW082			NW082		
COLLECT DATE	3/19/1999			6/15/1998		
	Result	RL	Qual	Result	RL	Qual
NATURAL ATTENUATION PARAMETERS						
Methane RSK-175 (µg/L)	<	1	U	<	1	U
Total Kjeldahl Nitrogen USEPA 351.2 (mg/L)	<	0.1	U	<	0.1	U
Ammonia USEPA 350.1 (mg/L)	<	0.1	U	<	0.1	U
Nitrate/Nitrite USEPA 353.2 (mg/L)	27.2	2		28	2	
Alkalinity SM 2320B (mg/L)	226	5		224	5	
Carbon Dioxide SM 2320B (mg/L)[1]	94.4	2.2		98.6	2.2	
Sulfate USEPA 9056A (mg/L)	64.5	5		54.2	1	
Sulfide SM 9034 (mg/L)	<	1	U	<	1	U
Dissolved Organic Carbon SM 9060A (mg/L)	14.1	5		7.9	5	

Notes:
*NW082 was abandoned and replaced by NW082R in 2012.

Analysis methods listed are accurate for most current sampling event. Previous analysis methods may be different.

[1]Carbon dioxide calculated from alkalinity results. Values for 2003 and 2004 were modified to be consistent with previous years' results.

< = less than reporting limit
µg/L = micrograms per liter
ID = identification number
J = estimated
LOQ = limit of quantification
mg/L = milligrams per liter
Qual = qualifier
RL = reporting limit
RSK = Robert S. Kerr Environmental Research Laboratory
SM = Standard Method
U = nondetect
USEPA = United States Environmental Protection Agency

TABLE E.2.4-22
CORNHUSKER ARMY AMMUNITION PLANT
WELL NW090-NATURAL ATTENUATION PARAMETERS

FIELD ID	NW090			NW090			NW090			NW090			NW090			NW090			NW090		
COLLECT DATE	None			3/10/2005			3/10/2004			3/13/2003			3/15/2002			3/16/2001			3/9/2000		
	Result	RL	Qual	Result	RL	Qual	Result	RL	Qual	Result	RL	Qual	Result	RL	Qual	Result	RL	Qual	Result	RL	Qual
NATURAL ATTENUATION PARAMETERS																					
Methane RSK-175 (µg/L)				4.2	0.87		9.4	2		<	2	U	<	2.0	U	27	1		16	1	
Total Kjeldahl Nitrogen USEPA 351.2 (mg/L)				<	1	U	0.9	0.2		0.88	0.2		1.4	1.4	J	0.475	0.1		0.214	0.1	
Ammonia USEPA 350.1 (mg/L)	**Abandoned**			<	0.5	U	0.12	0.2	J	<	0.26	U	0.35	0.20		<	0.1	U	<	0.1	U
Nitrate/Nitrite USEPA 353.2 (mg/L)	**2005**			7.1	0.25		7.3	1		8.1	0.5	J	10	1.0		8.59	0.5		12.1	1	
Alkalinity SM 2320B (mg/L)				100	8		130	5		100	5		110	5.0		130	5		192	5	
Carbon Dioxide SM 2320B (mg/L)[1]				44	0.1		57	2.5		44	1		48	1.0		57.2	5		84.5	2.2	
Sulfate USEPA 9056A (mg/L)				52	10		44	2		63	5		43	2.0		40.1	5		54.2	2	
Sulfide SM 9034 (mg/L)				<	1	U	<	1	U	1.80	1.00		0.50	1.0	J	<	1	U	<	1	U
Dissolved Organic Carbon SM 9060A (mg/L)				3	1		3.8	1		3.5	1.0		3.6	1.0		<	5	U	6.20	5	

Notes:
Analysis methods listed are accurate for most current sampling event. Previous analysis methods may be different.

[1]Carbon dioxide calculated from alkalinity results. Values for 2003 and 2004 were modified to be consistent with previous years' results.

< = less than reporting limit
µg/L = micrograms per liter
ID = identification number
J = estimated
LOQ = limit of quantification
mg/L = milligrams per liter
Qual = qualifier
RL = reporting limit
RSK = Robert S. Kerr Environmental Research Laboratory
SM = Standard Method
U = nondetect
USEPA = United States Environmental Protection Agency

TABLE E.2.4-22
CORNHUSKER ARMY AMMUNITION PLANT
WELL NW090-NATURAL ATTENUATION PARAMETERS

FIELD ID	NW090			NW090		
COLLECT DATE	3/19/1999			6/13/1998		
	Result	RL	Qual	Result	RL	Qual
NATURAL ATTENUATION PARAMETERS						
Methane RSK-175 (µg/L)	33.8	20		41.2	2	
Total Kjeldahl Nitrogen USEPA 351.2 (mg/L)	<	0.1	U	<	0.1	U
Ammonia USEPA 350.1 (mg/L)	<	0.1	U	0.11	0.1	
Nitrate/Nitrite USEPA 353.2 (mg/L)	26.8	2		25.8	2	
Alkalinity SM 2320B (mg/L)	163	5		181	5	
Carbon Dioxide SM 2320B (mg/L)[1]	71.7	2.2		79.6	2.2	
Sulfate USEPA 9056A (mg/L)	43.3	2		20.1	5	
Sulfide SM 9034 (mg/L)	<	1	U	<	1	U
Dissolved Organic Carbon SM 9060A (mg/L)	13.0	5		16.5	5	

Notes:
Analysis methods listed are accurate for most current sampling event. Previous analysis methods may be different.

[1]Carbon dioxide calculated from alkalinity results. Values for 2003 and 2004 were modified to be consistent with previous years' results.

< = less than reporting limit
µg/L = micrograms per liter
ID = identification number
J = estimated
LOQ = limit of quantification
mg/L = milligrams per liter
Qual = qualifier
RL = reporting limit
RSK = Robert S. Kerr Environmental Research Laboratory
SM = Standard Method
U = nondetect
USEPA = United States Environmental Protection Agency

TABLE E.2.4-23
CORNHUSKER ARMY AMMUNITION PLANT
WELL NW091-NATURAL ATTENUATION PARAMETERS

FIELD ID	NW091			NW091			NW091			NW091			NW091			NW091			NW091		
COLLECT DATE	None			3/10/2005			3/10/2004			3/13/2003			3/15/2002			3/16/2001			3/9/2000		
	Result	RL	Qual	Result	RL	Qual	Result	RL	Qual	Result	RL	Qual	Result	RL	Qual	Result	RL	Qual	Result	RL	Qual
NATURAL ATTENUATION PARAMETERS																					
Methane RSK-175 (µg/L)				0.65	0.87	J	<	2	U	<	2	U	<	2.0	U	<	1	U	<	1	U
Total Kjeldahl Nitrogen USEPA 351.2 (mg/L)				1.1	1		<	0.46	U	0.61	0.2		0.43	0.20		0.463	0.1		0.728	0.1	
Ammonia USEPA 350.1 (mg/L)	**Abandoned**			<	0.05	U	0.15	0.2	J	<	0.2	U	0.24	0.20		<	0.1	U	<	0.1	U
Nitrate/Nitrite USEPA 353.2 (mg/L)	**2005**			0.23	0.05		0.67	0.1		0.28	0.1		0.24	0.10		<	0.5	U	<	1	U
Alkalinity SM 2320B (mg/L)				250	8		240	5		260	5		260	5.0		244	5		248	5	
Carbon Dioxide SM 2320B (mg/L)[1]				110	0.1		106	0.4		114	1		110	1.0		107	5		109	2.2	
Sulfate USEPA 9056A (mg/L)				40	10		41	2		41	5		43	2.0		40.3	5		37.9	2	
Sulfide SM 9034 (mg/L)				<	1	U	<	1	U	1.4	1		<	1.0	U	<	1	U	<	1	U
Dissolved Organic Carbon SM 9060A (mg/L)				3.8	1		4	1		3.7	1.0		4.6	1.0		<	5	U	6.40	5	

Notes:
Analysis methods listed are accurate for most current sampling event. Previous analysis methods may be different.

[1]Carbon dioxide calculated from alkalinity results. Values for 2003 and 2004 were modified to be consistent with previous years' results.

< = less than reporting limit
µg/L = micrograms per liter
ID = identification number
J = estimated
LOQ = limit of quantification
mg/L = milligrams per liter
Qual = qualifier
RL = reporting limit
RSK = Robert S. Kerr Environmental Research Laboratory
SM = Standard Method
U = nondetect
USEPA = United States Environmental Protection Agency

TABLE E.2.4-23
CORNHUSKER ARMY AMMUNITION PLANT
WELL NW091-NATURAL ATTENUATION PARAMETERS

FIELD ID	NW091			NW091		
COLLECT DATE	3/19/1999			6/13/1998		
	Result	RL	Qual	Result	RL	Qual
NATURAL ATTENUATION PARAMETERS						
Methane RSK-175 (µg/L)	12.5	1		11.7	1	
Total Kjeldahl Nitrogen USEPA 351.2 (mg/L)	<	0.1	U	0.38	0.1	
Ammonia USEPA 350.1 (mg/L)	<	0.1	U	<	0.1	U
Nitrate/Nitrite USEPA 353.2 (mg/L)	<	1	U	<	1	U
Alkalinity SM 2320B (mg/L)	272	5		265	5	
Carbon Dioxide SM 2320B (mg/L)[1]	120	2.2		117	2.2	
Sulfate USEPA 9056A (mg/L)	46.3	1		34.5	1	
Sulfide SM 9034 (mg/L)	<	1	U	<	1	U
Dissolved Organic Carbon SM 9060A (mg/L)	14.8	5		16.7	5	

Notes:
Analysis methods listed are accurate for most current sampling event. Previous analysis methods may be different.

[1]Carbon dioxide calculated from alkalinity results. Values for 2003 and 2004 were modified to be consistent with previous years' results.

< = less than reporting limit
µg/L = micrograms per liter
ID = identification number
J = estimated
LOQ = limit of quantification
mg/L = milligrams per liter
Qual = qualifier
RL = reporting limit
RSK = Robert S. Kerr Environmental Research Laboratory
SM = Standard Method
U = nondetect
USEPA = United States Environmental Protection Agency

TABLE E.2.4-24
CORNHUSKER ARMY AMMUNITION PLANT
WELL NW100-NATURAL ATTENUATION PARAMETERS

FIELD ID	NW100			NW100			NW100			NW100			NW100			NW100			NW100		
COLLECT DATE	None			3/7/2013			2/29/2012			3/3/2011			3/10/2010			3/4/2009			3/4/2009		
	Result	RL	Qual	Result	RL	Qual	Result	RL	Qual	Result	RL	Qual	Result	RL	Qual	Result	RL	Qual	Result	RL	Qual
NATURAL ATTENUATION PARAMETERS																					
Methane RSK-175 (µg/L)				<	5	U	<	5	U	<	5	UJ	<	5	U	<	0.31	U	<	0.31	U
Total Kjeldahl Nitrogen USEPA 351.2 (mg/L)				1.63	1		<	1	U	<	1	U	<	1	U	<	1	U	<	1	U
Ammonia USEPA 350.1 (mg/L)	**Not Sampled**			0.311	0.25		0.175	0.25	J	<	0.25	UJ	0.036	0.1	J	<	0.05	U	<	0.05	U
Nitrate/Nitrite USEPA 353.2 (mg/L)	**in 2014, 2015, 2016**			50.1	0.1		39	0.1		25	0.1		8.7	0.1		24	0.5		24	0.5	
Alkalinity SM 2320B (mg/L)				30	1.25		32	1.25		38	1		35	5		210	8		210	8	
Carbon Dioxide SM 2320B (mg/L)[1]				13	10		14	1.25		17	0.4		15	2.2		92	0.22		92	0.22	
Sulfate USEPA 9056A (mg/L)				48.3	1		44	1		39	1		27	5		38	20		38	20	
Sulfide SM 9034 (mg/L)				0.401	2	J	0.4	2	J	0.2	2	J	<	4	U	<	1	U	<	1	U
Dissolved Organic Carbon SM 9060A (mg/L)				4.28	1		3.3	1		3.7	1		1.6	1		4.7	1		4.7	1	

Notes:
Analysis methods listed are accurate for most current sampling event. Previous analysis methods may be different.

[1]Carbon dioxide calculated from alkalinity results. Values for 2003 and 2004 were modified to be consistent with previous years' results.

< = less than reporting limit
µg/L = micrograms per liter
ID = identification number
J = estimated
LOQ = limit of quantification
mg/L = milligrams per liter
Qual = qualifier
RL = reporting limit
RSK = Robert S. Kerr Environmental Research Laboratory
SM = Standard Method
U = nondetect
USEPA = United States Environmental Protection Agency

TABLE E.2.4-24
CORNHUSKER ARMY AMMUNITION PLANT
WELL NW100-NATURAL ATTENUATION PARAMETERS

FIELD ID	NW100			NW100			NW100			NW100			NW100			NW100			NW100		
COLLECT DATE	3/5/2008			3/8/2007			3/8/2006			None			3/16/2004			3/13/2003			3/14/2002		
	Result	RL	Qual	Result	RL	Qual	Result	RL	Qual	Result	RL	Qual	Result	RL	Qual	Result	RL	Qual	Result	RL	Qual
NATURAL ATTENUATION PARAMETERS																					
Methane RSK-175 (µg/L)	<	1.7	U	<	0.87	U	<	0.87	U				<	2	U	<	2	U	<	2.0	U
Total Kjeldahl Nitrogen USEPA 351.2 (mg/L)	<	1	U	<	1	U	<	1	U				1.2	0.2		0.55	0.20	J	0.80	0.20	J
Ammonia USEPA 350.1 (mg/L)	<	0.05	U	<	0.05	U	<	0.05	U	**No 2005 Sample**			0.14	0.2	J	0.17	0.2	J	0.57	0.4	
Nitrate/Nitrite USEPA 353.2 (mg/L)	18	0.5		5.7	1		4.4	0.25		**Well Dry**			36	1		42	2	J	51	5.0	
Alkalinity SM 2320B (mg/L)	26	2		32	4		32	8					23	5		27	5		22	5.0	
Carbon Dioxide SM 2320B (mg/L)[1]	11	0.88		14	0.88		14	0.88					10	3.4		12	1.0		9.7	1.0	
Sulfate USEPA 9056A (mg/L)	36	10		10	1		13	5					42	2		50	5		81	2.0	
Sulfide SM 9034 (mg/L)	<	1	U	<	1	U	<	1	U				0.7	1	J	0.7	1	J	<	1.0	U
Dissolved Organic Carbon SM 9060A (mg/L)	2.9	1		<	1	U	1.3	1					3.7	1		4.7	1		6.6	1.0	J

Notes:
Analysis methods listed are accurate for most current sampling event. Previous analysis methods may be different.

[1]Carbon dioxide calculated from alkalinity results. Values for 2003 and 2004 were modified to be consistent with previous years' results.

< = less than reporting limit
µg/L = micrograms per liter
ID = identification number
J = estimated
LOQ = limit of quantification
mg/L = milligrams per liter
Qual = qualifier
RL = reporting limit
RSK = Robert S. Kerr Environmental Research Laboratory
SM = Standard Method
U = nondetect
USEPA = United States Environmental Protection Agency

TABLE E.2.4-24
CORNHUSKER ARMY AMMUNITION PLANT
WELL NW100-NATURAL ATTENUATION PARAMETERS

FIELD ID	NW100			NW100			NW100			NW100		
COLLECT DATE	3/19/2001			3/8/2000			3/22/1999			6/12/1998		
	Result	RL	Qual	Result	RL	Qual	Result	RL	Qual	Result	RL	Qual
NATURAL ATTENUATION PARAMETERS												
Methane RSK-175 (µg/L)	<	1	U	<	1	U	<	1	U	<	1	U
Total Kjeldahl Nitrogen USEPA 351.2 (mg/L)	<	0.1	U	<	0.1	U	<	0.1	U	<	0.1	U
Ammonia USEPA 350.1 (mg/L)	<	0.1	U	<	0.1	U	<	0.1	U	0.033	0.1	J
Nitrate/Nitrite USEPA 353.2 (mg/L)	64.2	2.5		89.1	10		72.2	5		80.7	10	
Alkalinity SM 2320B (mg/L)	23.3	5		25.2	5		25	5		41.5	5	
Carbon Dioxide SM 2320B (mg/L)[1]	10.3	5		11.1	2.2		11.0	2.2		18.3	2.2	
Sulfate USEPA 9056A (mg/L)	53	5		48.8	2		76.1	5		57.3	1	
Sulfide SM 9034 (mg/L)	<	1	U	<	1	U	<	1	U	<	1	U
Dissolved Organic Carbon SM 9060A (mg/L)	<	5	U	<	5	U	8.10	5		7.1	5	

Notes:
Analysis methods listed are accurate for most current sampling event. Previous analysis methods may be different.

[1]Carbon dioxide calculated from alkalinity results. Values for 2003 and 2004 were modified to be consistent with previous years' results.

< = less than reporting limit
µg/L = micrograms per liter
ID = identification number
J = estimated
LOQ = limit of quantification
mg/L = milligrams per liter
Qual = qualifier
RL = reporting limit
RSK = Robert S. Kerr Environmental Research Laboratory
SM = Standard Method
U = nondetect
USEPA = United States Environmental Protection Agency

TABLE E.2.4-25
CORNHUSKER ARMY AMMUNITION PLANT
WELL NW101-NATURAL ATTENUATION PARAMETERS

FIELD ID	NW101			NW101			NW101			NW101			NW101			NW101			NW101		
COLLECT DATE	None			3/7/2013			2/29/2012			3/3/2011			3/10/2010			3/4/2009			3/5/2008		
	Result	RL	Qual	Result	RL	Qual	Result	RL	Qual	Result	RL	Qual	Result	RL	Qual	Result	RL	Qual	Result	RL	Qual
NATURAL ATTENUATION PARAMETERS																					
Methane RSK-175 (µg/L)				<	5	U	<	5	U	<	5	UJ	<	5	U	<	0.31	U	<	1.7	U
Total Kjeldahl Nitrogen USEPA 351.2 (mg/L)				1.42	1		3.8	1		<	1	U	<	1	UJ	<	1	U	<	1	UJ
Ammonia USEPA 350.1 (mg/L)	**Not Sampled**			4.0	0.25	J	3.9	0.25		2.9	0.25		1.2	0.1	J	1.5	0.05		0.25	0.05	J
Nitrate/Nitrite USEPA 353.2 (mg/L)	**in 2014, 2015, 2016**			42.7	0.1	J	39	0.1	J	44	0.1		39	0.5		42	2.5		49	2.5	J
Alkalinity SM 2320B (mg/L)				145	1.25		131	1.25		198	1		190	5		210	8		200	2	
Carbon Dioxide SM 2320B (mg/L)[1]				64	10		58	1.25		88	0.4		84	2.2		93	0.22		88	0.88	
Sulfate USEPA 9056A (mg/L)				78.4	5		78	2		90	2		84	25		72	20	J	72	20	
Sulfide SM 9034 (mg/L)				<	2	U	0.4	2	J	0.2	2	J	<	4	U	<	1	U	<	1	UJ
Dissolved Organic Carbon SM 9060A (mg/L)				9.1	1		8.3	1		15	1		12	1		17	1		13	1	

Notes:
Analysis methods listed are accurate for most current sampling event. Previous analysis methods may be different.

[1]Carbon dioxide calculated from alkalinity results. Values for 2003 and 2004 were modified to be consistent with previous years' results.

< = less than reporting limit
µg/L = micrograms per liter
ID = identification number
J = estimated
LOQ = limit of quantification
mg/L = milligrams per liter
Qual = qualifier
RL = reporting limit
RSK = Robert S. Kerr Environmental Research Laboratory
SM = Standard Method
U = nondetect
USEPA = United States Environmental Protection Agency

TABLE E.2.4-25
CORNHUSKER ARMY AMMUNITION PLANT
WELL NW101-NATURAL ATTENUATION PARAMETERS

FIELD ID	NW101			NW101			NW101			NW101			NW101			NW101			NW101		
COLLECT DATE	3/9/2007			3/8/2006			3/9/2005			3/11/2004			3/13/2003			3/14/2002			3/19/2001		
	Result	RL	Qual	Result	RL	Qual	Result	RL	Qual	Result	RL	Qual	Result	RL	Qual	Result	RL	Qual	Result	RL	Qual
NATURAL ATTENUATION PARAMETERS																					
Methane RSK-175 (µg/L)	<	0.87	U	<	0.87	U	<	0.87	U	<	2	U	<	2	U				<	1	U
Total Kjeldahl Nitrogen USEPA 351.2 (mg/L)	<	1	UJ	<	1	U	<	1	UJ	2.6	0.2	J	1	0.2		1.4	0.20		0.609	0.1	
Ammonia USEPA 350.1 (mg/L)	0.072	0.05		<	0.05	U	<	0.05	U	0.47	0.2	J	0.48	0.20		0.60	0.20		0.312	0.1	
Nitrate/Nitrite USEPA 353.2 (mg/L)	45	1	J	48	1	J	46	2.5	J	37	1	J	38	1	J	48	2.0		44.1	1	
Alkalinity SM 2320B (mg/L)	180	8		190	8		160	8		150	5		150	5		160	5.0		104	5	
Carbon Dioxide SM 2320B (mg/L)[1]	81	0.88		85	0.88		70	0.1		66	0.8		66	1		70	1.0		45.8	5	
Sulfate USEPA 9056A (mg/L)	61	20		66	20		63	10		62	2		52	5		69	2.0		51.5	5	
Sulfide SM 9034 (mg/L)	<	1	U	<	1	U	<	1	U	0.7	1	J	1.3	1		<	1.0	U	<	1	U
Dissolved Organic Carbon SM 9060A (mg/L)	9.9	1		11	1		10	1		10	1		6.9	1.0		8.8	1.0		<	5	U

Notes:
Analysis methods listed are accurate for most current sampling event. Previous analysis methods may be different.

[1]Carbon dioxide calculated from alkalinity results. Values for 2003 and 2004 were modified to be consistent with previous years' results.

< = less than reporting limit
µg/L = micrograms per liter
ID = identification number
J = estimated
LOQ = limit of quantification
mg/L = milligrams per liter
Qual = qualifier
RL = reporting limit
RSK = Robert S. Kerr Environmental Research Laboratory
SM = Standard Method
U = nondetect
USEPA = United States Environmental Protection Agency

TABLE E.2.4-25
CORNHUSKER ARMY AMMUNITION PLANT
WELL NW101-NATURAL ATTENUATION PARAMETERS

FIELD ID	NW101			NW101			NW101		
COLLECT DATE	3/8/2000			3/22/1999			6/12/1998		
	Result	RL	Qual	Result	RL	Qual	Result	RL	Qual
NATURAL ATTENUATION PARAMETERS									
Methane RSK-175 (µg/L)	<	1	U	<	1	U	<	1	U
Total Kjeldahl Nitrogen USEPA 351.2 (mg/L)	0.100	0.1		<	0.1	U	<	0.1	U
Ammonia USEPA 350.1 (mg/L)	<	0.1	U	<	0.1	U	0.093	0.1	J
Nitrate/Nitrite USEPA 353.2 (mg/L)	45.9	5		58.1	4		41.2	4	
Alkalinity SM 2320B (mg/L)	116	5		124	5		135	5	
Carbon Dioxide SM 2320B (mg/L)[1]	51.0	2.2		54.5	2.2		59.4	2.2	
Sulfate USEPA 9056A (mg/L)	47.0	2		56.5	5		48.9	1	
Sulfide SM 9034 (mg/L)	<	1	U	<	1	U	<	1	U
Dissolved Organic Carbon SM 9060A (mg/L)	6.5	5		7.10	5		9.3	5	

Notes:
Analysis methods listed are accurate for most current sampling event. Previous analysis methods may be different.

[1]Carbon dioxide calculated from alkalinity results. Values for 2003 and 2004 were modified to be consistent with previous years' results.

< = less than reporting limit
µg/L = micrograms per liter
ID = identification number
J = estimated
LOQ = limit of quantification
mg/L = milligrams per liter
Qual = qualifier
RL = reporting limit
RSK = Robert S. Kerr Environmental Research Laboratory
SM = Standard Method
U = nondetect
USEPA = United States Environmental Protection Agency

TABLE E.2.4-26
CORNHUSKER ARMY AMMUNITION PLANT
WELL NW102-NATURAL ATTENUATION PARAMETERS

FIELD ID	NW102			NW102			NW102			NW102			NW102			NW102			NW102		
COLLECT DATE	None			3/7/2013			2/29/2012			3/3/2011			3/10/2010			3/4/2009			3/5/2008		
	Result	RL	Qual	Result	RL	Qual	Result	RL	Qual	Result	RL	Qual	Result	RL	Qual	Result	RL	Qual	Result	RL	Qual
NATURAL ATTENUATION PARAMETERS																					
Methane RSK-175 (µg/L)				<	5	U	<	5	U	<	5	UJ	<	5	U	<	0.31	U	<	1.7	U
Total Kjeldahl Nitrogen USEPA 351.2 (mg/L)				<	1		<	1	UJ	0.771	1	J	<	1	U	<	1	U	<	1	U
Ammonia USEPA 350.1 (mg/L)	**Not Sampled**			0.679	0.25		0.192	0.25	J	<	0.25	UJ	0.068	0.1	J	<	0.05	U	<	0.05	U
Nitrate/Nitrite USEPA 353.2 (mg/L)	**in 2014, 2015, 2016**			28	0.1		29	0.1		35	0.1		37	0.5		35	1		33	1	
Alkalinity SM 2320B (mg/L)				110	1.25		137	1.25		165	1		120	5		200	8		190	2	
Carbon Dioxide SM 2320B (mg/L)[1]				49	10		61	1.25		73	0.4		52	2.2		87	0.22		84	0.88	
Sulfate USEPA 9056A (mg/L)				53.6	1		69	1		84	2		64	25		61	20		62	5	
Sulfide SM 9034 (mg/L)				0.2	2	J	0.2	2	J	0.2	2	J	<	4	U	<	1	U	<	1	U
Dissolved Organic Carbon SM 9060A (mg/L)				5.06	1		6.4	1		10	1		4.7	1		<	1	U	10	1	

Notes:
Analysis methods listed are accurate for most current sampling event. Previous analysis methods may be different.

[1]Carbon dioxide calculated from alkalinity results. Values for 2003 and 2004 were modified to be consistent with previous years' results.

< = less than reporting limit
µg/L = micrograms per liter
ID = identification number
J = estimated
LOQ = limit of quantification
mg/L = milligrams per liter
Qual = qualifier
RL = reporting limit
RSK = Robert S. Kerr Environmental Research Laboratory
SM = Standard Method
U = nondetect
USEPA = United States Environmental Protection Agency

TABLE E.2.4-26
CORNHUSKER ARMY AMMUNITION PLANT
WELL NW102-NATURAL ATTENUATION PARAMETERS

FIELD ID	NW102			NW102			NW102			NW102			NW102			NW102			NW102		
COLLECT DATE	3/8/2007			3/8/2006			3/10/2005			3/11/2004			3/12/2003			3/13/2002			3/19/2001		
	Result	RL	Qual	Result	RL	Qual	Result	RL	Qual	Result	RL	Qual	Result	RL	Qual	Result	RL	Qual	Result	RL	Qual
NATURAL ATTENUATION PARAMETERS																					
Methane RSK-175 (µg/L)	<	0.87	U	<	0.87	U	<	0.87	U	<	2	U	<	2	U	<	2.0	U	<	1	U
Total Kjeldahl Nitrogen USEPA 351.2 (mg/L)	<	1	U	<	1	U	<	1	U	1.8	0.2		0.3	0.2		1.1	0.42		<	0.1	U
Ammonia USEPA 350.1 (mg/L)	<	0.05	U	<	0.05	U	<	0.05	U	0.16	0.2	J	<	0.2	U	<	0.20	U	<	0.1	U
Nitrate/Nitrite USEPA 353.2 (mg/L)	26	1		22	0.5		15	0.5		25	1		27	1	J	37	1.0		29.3	1	
Alkalinity SM 2320B (mg/L)	240	8		250	8		190	8		130	5		110	5		140	5.0		99.0	5	
Carbon Dioxide SM 2320B (mg/L)[1]	110	0.88		110	0.88		84	0.1		57	0.8		48	1		62	1.0		43.6	5	
Sulfate USEPA 9056A (mg/L)	55	20		58	20		50	10		49	2		41	5		52	2.0		38.6	5	
Sulfide SM 9034 (mg/L)	<	1	U	<	1	U	<	1	U	<	1	U	1.3	1		<	1.0	U	<	1	U
Dissolved Organic Carbon SM 9060A (mg/L)	10	1		12	1		7.6	1		5.1	1		2.9	1		5.4	1.0		<	5	U

Notes:
Analysis methods listed are accurate for most current sampling event. Previous analysis methods may be different.

[1]Carbon dioxide calculated from alkalinity results. Values for 2003 and 2004 were modified to be consistent with previous years' results.

< = less than reporting limit
µg/L = micrograms per liter
ID = identification number
J = estimated
LOQ = limit of quantification
mg/L = milligrams per liter
Qual = qualifier
RL = reporting limit
RSK = Robert S. Kerr Environmental Research Laboratory
SM = Standard Method
U = nondetect
USEPA = United States Environmental Protection Agency

TABLE E.2.4-26
CORNHUSKER ARMY AMMUNITION PLANT
WELL NW102-NATURAL ATTENUATION PARAMETERS

FIELD ID	NW102			NW102			NW102		
COLLECT DATE	3/8/2000			3/22/1999			6/12/1998		
	Result	RL	Qual	Result	RL	Qual	Result	RL	Qual
NATURAL ATTENUATION PARAMETERS									
Methane RSK-175 (µg/L)	<	1	U	<	1	U	<	1	U
Total Kjeldahl Nitrogen USEPA 351.2 (mg/L)	<	0.1	U	<	0.1	U	<	0.1	U
Ammonia USEPA 350.1 (mg/L)	<	0.1	U	<	0.1	U	<	0.1	U
Nitrate/Nitrite USEPA 353.2 (mg/L)	31.6	2		34.1	2		34.4	4	
Alkalinity SM 2320B (mg/L)	103	5		107	5		114	5	
Carbon Dioxide SM 2320B (mg/L)[1]	45.3	2.2		47.1	2.2		50.2	2.2	
Sulfate USEPA 9056A (mg/L)	33.4	2		73	5		38.1	1	
Sulfide SM 9034 (mg/L)	<	1	U	<	1	U	<	1	U
Dissolved Organic Carbon SM 9060A (mg/L)	<	5	U	5.90	5		8.9	5	

Notes:
Analysis methods listed are accurate for most current sampling event. Previous analysis methods may be different.

[1]Carbon dioxide calculated from alkalinity results. Values for 2003 and 2004 were modified to be consistent with previous years' results.

< = less than reporting limit
µg/L = micrograms per liter
ID = identification number
J = estimated
LOQ = limit of quantification
mg/L = milligrams per liter
Qual = qualifier
RL = reporting limit
RSK = Robert S. Kerr Environmental Research Laboratory
SM = Standard Method
U = nondetect
USEPA = United States Environmental Protection Agency

TABLE E.2.4-27
CORNHUSKER ARMY AMMUNITION PLANT
WELL NW120-NATURAL ATTENUATION PARAMETERS

FIELD ID	NW120			NW120			NW120			NW120			NW120			NW120			NW120		
COLLECT DATE	None			3/1/2012			3/1/2012			3/3/2011			3/10/2010			3/5/2009			3/6/2008		
	Result	RL	Qual	Result	RL	Qual	Result	RL	Qual	Result	RL	Qual	Result	RL	Qual	Result	RL	Qual	Result	RL	Qual
NATURAL ATTENUATION PARAMETERS																					
Methane RSK-175 (µg/L)							<	5	UJ	<	5	UJ	<	5	U	<	0.31	U	<	1.7	U
Total Kjeldahl Nitrogen USEPA 351.2 (mg/L)							<	1	U	<	1	U	<	1	U	<	1	U	<	1	U
Ammonia USEPA 350.1 (mg/L)	**Not Sampled**			**No 2013 Sample**			<	0.25	UJ	<	0.25	UJ	<	0.1	U	<	0.05	U	0.06	0.05	
Nitrate/Nitrite USEPA 353.2 (mg/L)	**in 2014, 2015, 2016**			**Obstruction**			9.5	0.1		9.7	0.1		9.5	0.1		15	0.5		18	0.5	
Alkalinity SM 2320B (mg/L)							182	1.25		122	1		140	5		160	8		150	2	
Carbon Dioxide SM 2320B (mg/L)[1]							81	1.25		54	0.4		61	2.2		71	0.22		66	0.88	
Sulfate USEPA 9056A (mg/L)							87	2		89	2		110	25		92	20		110	20	
Sulfide SM 9034 (mg/L)							0.4	2	J	0.2	2	J	<	4	U	<	1	U	1	1	
Dissolved Organic Carbon SM 9060A (mg/L)							2.3	1		2.5	1		2	1		2.1	1		3.7	1	

Notes:
Analysis methods listed are accurate for most current sampling event. Previous analysis methods may be different.

[1]Carbon dioxide calculated from alkalinity results. Values for 2003 and 2004 were modified to be consistent with previous years' results.

< = less than reporting limit
µg/L = micrograms per liter
ID = identification number
J = estimated
LOQ = limit of quantification
mg/L = milligrams per liter
Qual = qualifier
RL = reporting limit
RSK = Robert S. Kerr Environmental Research Laboratory
SM = Standard Method
U = nondetect
USEPA = United States Environmental Protection Agency

TABLE E.2.4-27
CORNHUSKER ARMY AMMUNITION PLANT
WELL NW120-NATURAL ATTENUATION PARAMETERS

FIELD ID	NW120			NW120			NW120			NW120			NW120			NW120			NW120		
COLLECT DATE	None			3/9/2006			3/9/2005			3/10/2004			3/12/2003			3/14/2002			3/15/2001		
	Result	RL	Qual	Result	RL	Qual	Result	RL	Qual	Result	RL	Qual	Result	RL	Qual	Result	RL	Qual	Result	RL	Qual
NATURAL ATTENUATION PARAMETERS																					
Methane RSK-175 (µg/L)				<	0.87	U	<	0.87	U	<	2	U	<	2	U	<	2.0	U	<	1.1	U
Total Kjeldahl Nitrogen USEPA 351.2 (mg/L)				<	1	U	<	1	U	<	0.72	U	0.34	0.2		0.43	0.20		1.86	0.1	
Ammonia USEPA 350.1 (mg/L)	**No 2007 Sample**			<	0.05	U	0.08	0.05		0.13	0.2	J	<	0.2	U	<	0.28	U	1.81	0.1	
Nitrate/Nitrite USEPA 353.2 (mg/L)	**Well Dry**			11	0.5		8	0.5		6.9	1		6.5	0.5		9.1	0.50		6.83	0.5	
Alkalinity SM 2320B (mg/L)				130	8		130	8		130	5		170	5		130	5.0		117	5	
Carbon Dioxide SM 2320B (mg/L)[1]				55	0.88		57	0.1		57	0.7		75	1		57	1.0		51.5	5	
Sulfate USEPA 9056A (mg/L)				110	20		89	20		82	2		74	25		53	1.0		46.5	5	
Sulfide SM 9034 (mg/L)				<	1	U	<	1	U	<	1	U	0.7	1	J	1.2	1.0		<	1	U
Dissolved Organic Carbon SM 9060A (mg/L)				2.8	1		2.2	1		2.5	1		2.0	1.0		2.4	1.0		11.6	5	

Notes:
Analysis methods listed are accurate for most current sampling event. Previous analysis methods may be different.

[1]Carbon dioxide calculated from alkalinity results. Values for 2003 and 2004 were modified to be consistent with previous years' results.

< = less than reporting limit
µg/L = micrograms per liter
ID = identification number
J = estimated
LOQ = limit of quantification
mg/L = milligrams per liter
Qual = qualifier
RL = reporting limit
RSK = Robert S. Kerr Environmental Research Laboratory
SM = Standard Method
U = nondetect
USEPA = United States Environmental Protection Agency

TABLE E.2.4-27
CORNHUSKER ARMY AMMUNITION PLANT
WELL NW120-NATURAL ATTENUATION PARAMETERS

FIELD ID	NW120			NW120			NW120		
COLLECT DATE	3/16/2000			3/25/1999			6/15/1998		
	Result	RL	Qual	Result	RL	Qual	Result	RL	Qual
NATURAL ATTENUATION PARAMETERS									
Methane RSK-175 (µg/L)	<	1	U	<	1	U	<	1	U
Total Kjeldahl Nitrogen USEPA 351.2 (mg/L)	1.36	0.1		1.07	0.1		<	0.1	U
Ammonia USEPA 350.1 (mg/L)	1.29	0.1		2.05	0.2		1.48	0.1	
Nitrate/Nitrite USEPA 353.2 (mg/L)	8.94	1		7.07	2		6.51	1	
Alkalinity SM 2320B (mg/L)	152	5		149	5		120	5	
Carbon Dioxide SM 2320B (mg/L)[1]	66.7	2.2		65.6	2.2		52.8	2.2	
Sulfate USEPA 9056A (mg/L)	81.4	2		67.5	5		55.8	5	
Sulfide SM 9034 (mg/L)	<	1	U	<	1	U	<	1	U
Dissolved Organic Carbon SM 9060A (mg/L)	13.5	5		6.50	5		8.8	5	

Notes:
Analysis methods listed are accurate for most current sampling event. Previous analysis methods may be different.

[1]Carbon dioxide calculated from alkalinity results. Values for 2003 and 2004 were modified to be consistent with previous years' results.

< = less than reporting limit
µg/L = micrograms per liter
ID = identification number
J = estimated
LOQ = limit of quantification
mg/L = milligrams per liter
Qual = qualifier
RL = reporting limit
RSK = Robert S. Kerr Environmental Research Laboratory
SM = Standard Method
U = nondetect
USEPA = United States Environmental Protection Agency

TABLE E.2.4-28
CORNHUSKER ARMY AMMUNITION PLANT
WELL NW121-NATURAL ATTENUATION PARAMETERS

FIELD ID	NW121			NW121			NW121			NW121			NW121			NW121			NW121		
COLLECT DATE	None			3/6/2013			3/1/2012			3/3/2011			3/10/2010			3/5/2009			3/6/2008		
	Result	RL	Qual	Result	RL	Qual	Result	RL	Qual	Result	RL	Qual	Result	RL	Qual	Result	RL	Qual	Result	RL	Qual
NATURAL ATTENUATION PARAMETERS																					
Methane RSK-175 (µg/L)				<	5	U	<	5	UJ	<	5	UJ	<	5	U	<	0.31	U	<	1.7	U
Total Kjeldahl Nitrogen USEPA 351.2 (mg/L)				1.31	1		<	1	UJ	0.785	1	J	0.41	1	J	<	1	U	<	1	U
Ammonia USEPA 350.1 (mg/L)	**Not Sampled**			<	0.25	U	<	0.25	UJ	<	0.25	UJ	<	0.1	U	<	0.05	U	<	0.05	U
Nitrate/Nitrite USEPA 353.2 (mg/L)	**in 2014, 2015, 2016**			1.420	0.1		0.994	0.1		0.988	0.1		1.5	0.1		1.5	0.05		8.5	0.5	
Alkalinity SM 2320B (mg/L)				250	1.25		342	1.25		322	1		250	5		260	8		210	2	
Carbon Dioxide SM 2320B (mg/L)[1]				111	10		152	1.25		143	0.4		110	2.2		110	0.22		92	0.88	
Sulfate USEPA 9056A (mg/L)				51.2	1		54	1		67	1		84	25		75	20		75	20	
Sulfide SM 9034 (mg/L)				0.401	2	J	0.4	2	J	0.2	2	J	<	4	U	<	1	U	<	1	U
Dissolved Organic Carbon SM 9060A (mg/L)				4.55	1		4.9	1		5.3	1		3.3	1		3.5	1		3.2	1	

Notes:
Analysis methods listed are accurate for most current sampling event. Previous analysis methods may be different.

[1]Carbon dioxide calculated from alkalinity results. Values for 2003 and 2004 were modified to be consistent with previous years' results.

< = less than reporting limit
µg/L = micrograms per liter
ID = identification number
J = estimated
LOQ = limit of quantification
mg/L = milligrams per liter
Qual = qualifier
RL = reporting limit
RSK = Robert S. Kerr Environmental Research Laboratory
SM = Standard Method
U = nondetect
USEPA = United States Environmental Protection Agency

TABLE E.2.4-28
CORNHUSKER ARMY AMMUNITION PLANT
WELL NW121-NATURAL ATTENUATION PARAMETERS

FIELD ID	NW121			NW121			NW121			NW121			NW121			NW121			NW121		
COLLECT DATE	3/8/2007			3/9/2006			3/9/2005			3/10/2004			3/12/2003			3/14/2002			3/15/2001		
	Result	RL	Qual	Result	RL	Qual	Result	RL	Qual	Result	RL	Qual	Result	RL	Qual	Result	RL	Qual	Result	RL	Qual
NATURAL ATTENUATION PARAMETERS																					
Methane RSK-175 (µg/L)	<	0.87	U	<	0.87	U	<	0.87	U	<	2	U	<	2	U	<	2.0	U	<	1	U
Total Kjeldahl Nitrogen USEPA 351.2 (mg/L)	<	1	U	<	1	U	<	1	U	0.9	0.2		0.29	0.2		0.36	0.20		0.458	0.1	
Ammonia USEPA 350.1 (mg/L)	0.53	0.05		<	0.05	U	<	0.05	U	0.11	0.2	J	<	0.2	U	<	0.20	U	<	0.1	U
Nitrate/Nitrite USEPA 353.2 (mg/L)	12	1		9.6	0.25		8.9	0.5		8.1	1		6.6	0.5		2.6	0.10		2.02	0.5	
Alkalinity SM 2320B (mg/L)	210	8		210	8		220	8		210	5		260	5		280	5.0		280	5	
Carbon Dioxide SM 2320B (mg/L)[1]	92	0.88		92	0.88		97	0.1		92	0.4		114	1		120	1.0		123	5	
Sulfate USEPA 9056A (mg/L)	78	20		72	20		110	10		72	2		78	25		67	4.0		56.1	5	
Sulfide SM 9034 (mg/L)	<	1	U	<	1	U	<	1	U	<	1	U	<	1	U	1.1	1.0		<	1	U
Dissolved Organic Carbon SM 9060A (mg/L)	2	1		2.2	1		2.1	1		2.4	1		2.2	1		3.3	1.0		10.7	5	

Notes:
Analysis methods listed are accurate for most current sampling event. Previous analysis methods may be different.

[1]Carbon dioxide calculated from alkalinity results. Values for 2003 and 2004 were modified to be consistent with previous years' results.

< = less than reporting limit
µg/L = micrograms per liter
ID = identification number
J = estimated
LOQ = limit of quantification
mg/L = milligrams per liter
Qual = qualifier
RL = reporting limit
RSK = Robert S. Kerr Environmental Research Laboratory
SM = Standard Method
U = nondetect
USEPA = United States Environmental Protection Agency

TABLE E.2.4-28
CORNHUSKER ARMY AMMUNITION PLANT
WELL NW121-NATURAL ATTENUATION PARAMETERS

FIELD ID	NW121			NW121			NW121		
COLLECT DATE	3/16/2000			3/25/1999			6/15/1998		
	Result	RL	Qual	Result	RL	Qual	Result	RL	Qual
NATURAL ATTENUATION PARAMETERS									
Methane RSK-175 (µg/L)	<	1	U	<	1	U	<	1	U
Total Kjeldahl Nitrogen USEPA 351.2 (mg/L)	0.591	0.1		<	0.1	U	0.34	0.1	
Ammonia USEPA 350.1 (mg/L)	<	0.1	U	<	0.1	U	<	0.1	U
Nitrate/Nitrite USEPA 353.2 (mg/L)	<	1	U	<	1	U	1.05	1	
Alkalinity SM 2320B (mg/L)	354	5		326	5		427	5	
Carbon Dioxide SM 2320B (mg/L)[1]	156	2.2		143	2.2		94.2	2.2	
Sulfate USEPA 9056A (mg/L)	40.7	2		50.2	2		50.4	1	
Sulfide SM 9034 (mg/L)	<	1	U	<	1	U	<	1	U
Dissolved Organic Carbon SM 9060A (mg/L)	18.2	5		<	5	U	10.2	5	

Notes:
Analysis methods listed are accurate for most current sampling event. Previous analysis methods may be different.

[1]Carbon dioxide calculated from alkalinity results. Values for 2003 and 2004 were modified to be consistent with previous years' results.

< = less than reporting limit
µg/L = micrograms per liter
ID = identification number
J = estimated
LOQ = limit of quantification
mg/L = milligrams per liter
Qual = qualifier
RL = reporting limit
RSK = Robert S. Kerr Environmental Research Laboratory
SM = Standard Method
U = nondetect
USEPA = United States Environmental Protection Agency

TABLE E.2.4-29
CORNHUSKER ARMY AMMUNITION PLANT
WELL NW122-NATURAL ATTENUATION PARAMETERS

FIELD ID	NW122			NW122			NW122			NW122			NW122			NW122			NW122		
COLLECT DATE	None			3/6/2013			3/1/2012			3/3/2011			3/10/2010			3/5/2009			3/6/2008		
	Result	RL	Qual	Result	RL	Qual	Result	RL	Qual	Result	RL	Qual	Result	RL	Qual	Result	RL	Qual	Result	RL	Qual
NATURAL ATTENUATION PARAMETERS																					
Methane RSK-175 (µg/L)				28	5		26	5	J	24	5		69	5		25	0.31		13	1.7	
Total Kjeldahl Nitrogen USEPA 351.2 (mg/L)				0.957	1	J	<	1	U	<	1	UJ	0.16	1	J	<	1	U	<	1	U
Ammonia USEPA 350.1 (mg/L)	**Not Sampled**			<	0.25	U	<	0.25	UJ	<	0.25	UJ	<	0.1	U	0.077	0.05		0.085	0.05	
Nitrate/Nitrite USEPA 353.2 (mg/L)	**in 2014, 2015, 2016**			<	0.1	U	0.211	0.1		<	0.1	UJ	<	0.1	U	<	0.05	U	<	0.05	U
Alkalinity SM 2320B (mg/L)				185	1.25		170	1.25		192	1		190	5		190	8		180	2	
Carbon Dioxide SM 2320B (mg/L)[1]				82	10		76	1.25		85	0.4		83	2.2		85	0.22		79	0.88	
Sulfate USEPA 9056A (mg/L)				24.7	1		24	1		23	1		22	5		22	2		22	10	
Sulfide SM 9034 (mg/L)				0.2	2	J	0.4	2	J	0.2	2	J	<	4	U	<	1	U	<	1	U
Dissolved Organic Carbon SM 9060A (mg/L)				1.6	1		<	1	UJ	1.4	1		0.55	1	J	1.7	1		1.3	1	

Notes:
Analysis methods listed are accurate for most current sampling event. Previous analysis methods may be different.

[1]Carbon dioxide calculated from alkalinity results. Values for 2003 and 2004 were modified to be consistent with previous years' results.

< = less than reporting limit
µg/L = micrograms per liter
ID = identification number
J = estimated
LOQ = limit of quantification
mg/L = milligrams per liter
Qual = qualifier
RL = reporting limit
RSK = Robert S. Kerr Environmental Research Laboratory
SM = Standard Method
U = nondetect
USEPA = United States Environmental Protection Agency

TABLE E.2.4-29
CORNHUSKER ARMY AMMUNITION PLANT
WELL NW122-NATURAL ATTENUATION PARAMETERS

FIELD ID	NW122			NW122			NW122			NW122			NW122			NW122			NW122		
COLLECT DATE	3/8/2007			3/9/2006			3/9/2005			3/10/2004			3/12/2003			3/14/2002			3/15/2001		
	Result	RL	Qual	Result	RL	Qual	Result	RL	Qual	Result	RL	Qual	Result	RL	Qual	Result	RL	Qual	Result	RL	Qual
NATURAL ATTENUATION PARAMETERS																					
Methane RSK-175 (µg/L)	10	0.87		7.4	0.87		9.2	0.87		5.3	2		<	2	U	<	2.0	U	<	2.2	U
Total Kjeldahl Nitrogen USEPA 351.2 (mg/L)	<	1	U	<	1	U	<	1	U	<	0.29	U	0.21	0.20		0.28	0.20		0.304	0.1	
Ammonia USEPA 350.1 (mg/L)	0.082	0.05		<	0.05	U	0.06	0.05		0.16	0.2	J	0.2	0.2	J	<	0.20	U	<	0.1	U
Nitrate/Nitrite USEPA 353.2 (mg/L)	<	0.05	U	<	0.05	U	<	0.05	U	<	0.1	U	0.064	0.100	J	0.082	0.10	J	<	0.5	U
Alkalinity SM 2320B (mg/L)	180	8		180	8		180	8		170	5		190	5		180	5.0		171	5	
Carbon Dioxide SM 2320B (mg/L)[1]	81	0.88		79	0.88		79	0.1		75	0.3		84	1		79	1.0		75.2	5	
Sulfate USEPA 9056A (mg/L)	21	10		21	10		22	10		22	2		22	5		27	4.0		26.8	5	
Sulfide SM 9034 (mg/L)	<	1	U	<	1	U	<	1	U	<	1	U	1.00	1.00		0.80	1.0	J	<	1	U
Dissolved Organic Carbon SM 9060A (mg/L)	<	1	U	<	1	U	1.2	1		<	1.2	U	<	1.0	U	1.7	1.0		8.40	5	

Notes:
Analysis methods listed are accurate for most current sampling event. Previous analysis methods may be different.

[1]Carbon dioxide calculated from alkalinity results. Values for 2003 and 2004 were modified to be consistent with previous years' results.

< = less than reporting limit
µg/L = micrograms per liter
ID = identification number
J = estimated
LOQ = limit of quantification
mg/L = milligrams per liter
Qual = qualifier
RL = reporting limit
RSK = Robert S. Kerr Environmental Research Laboratory
SM = Standard Method
U = nondetect
USEPA = United States Environmental Protection Agency

TABLE E.2.4-29
CORNHUSKER ARMY AMMUNITION PLANT
WELL NW122-NATURAL ATTENUATION PARAMETERS

FIELD ID	NW122			NW122			NW122		
COLLECT DATE	3/16/2000			3/25/1999			6/15/1998		
	Result	RL	Qual	Result	RL	Qual	Result	RL	Qual
NATURAL ATTENUATION PARAMETERS									
Methane RSK-175 (µg/L)	1.3	1		<	1.85	U	1.45	1	
Total Kjeldahl Nitrogen USEPA 351.2 (mg/L)	0.298	0.1		<	0.1	U	0.030	0.1	J
Ammonia USEPA 350.1 (mg/L)	<	0.1	U	<	0.1	U	0.85	0.1	J
Nitrate/Nitrite USEPA 353.2 (mg/L)	<	1	U	<	1	U	1.0	1	J
Alkalinity SM 2320B (mg/L)	189	5		182	5		182	5	
Carbon Dioxide SM 2320B (mg/L)[1]	83.3	2.2		80.1	2.2		80.1	2.2	
Sulfate USEPA 9056A (mg/L)	21.0	0.2		22.3	2		18.7	1	
Sulfide SM 9034 (mg/L)	<	1	U	<	1	U	<	1	U
Dissolved Organic Carbon SM 9060A (mg/L)	11.3	5		7.00	5		8.1	5	

Notes:
Analysis methods listed are accurate for most current sampling event. Previous analysis methods may be different.

[1]Carbon dioxide calculated from alkalinity results. Values for 2003 and 2004 were modified to be consistent with previous years' results.

< = less than reporting limit
µg/L = micrograms per liter
ID = identification number
J = estimated
LOQ = limit of quantification
mg/L = milligrams per liter
Qual = qualifier
RL = reporting limit
RSK = Robert S. Kerr Environmental Research Laboratory
SM = Standard Method
U = nondetect
USEPA = United States Environmental Protection Agency

TABLE E.2.4-30
CORNHUSKER ARMY AMMUNITION PLANT
WELL NW130R-NATURAL ATTENUATION PARAMETERS

FIELD ID	NW130R			NW130R			NW130R			NW130R			NW130R			NW130R			NW130R		
COLLECT DATE	None			3/6/2013			3/1/2012			3/1/2011			3/8/2010			3/3/2009			3/4/2008		
	Result	RL	Qual	Result	RL	Qual	Result	RL	Qual	Result	RL	Qual	Result	RL	Qual	Result	RL	Qual	Result	RL	Qual
NATURAL ATTENUATION PARAMETERS																					
Methane RSK-175 (µg/L)				<	5	U	<	5	U	<	5	UJ	<	5	U	<	0.31	U	<	1.7	U
Total Kjeldahl Nitrogen USEPA 351.2 (mg/L)				1.6	1		3.0	1		<	1	UJ	0.94	1	J	<	1	U	<	1	U
Ammonia USEPA 350.1 (mg/L)	**Not Sampled**			<	0.25	U	<	0.25	UJ	0.051	0.25	J	0.11	0.1		<	0.05	U	<	0.05	U
Nitrate/Nitrite USEPA 353.2 (mg/L)	**in 2014, 2015, 2016**			3.8	0.1		1.2	0.1		3.7	0.1		1.6	0.1		3.4	0.1		2.2	0.5	
Alkalinity SM 2320B (mg/L)				145	1.25		142	1.25		175	1		170	5	J	150	8		110	2	
Carbon Dioxide SM 2320B (mg/L)[1]				64	10		63	1.25		78	0.4		76	2.2		64	0.22		48	0.88	
Sulfate USEPA 9056A (mg/L)				19.5	1		275	10		198	10		230	25		210	20		220	20	
Sulfide SM 9034 (mg/L)				0.2	2	J	0.4	2	J	0.2	2	J	<	4	U	<	1	U	<	1	U
Dissolved Organic Carbon SM 9060A (mg/L)				8.96	1		8.2	1		2.9	1		6.6	1		3.9	1		2.8	1	

Notes:
*NW130 was abandoned and replaced by NW130R in 2004.

Analysis methods listed are accurate for most current sampling event. Previous analysis methods may be different.

[1]Carbon dioxide calculated from alkalinity results. Values for 2003 and 2004 were modified to be consistent with previous years' results.

< = less than reporting limit
µg/L = micrograms per liter
ID = identification number
J = estimated
LOQ = limit of quantification
mg/L = milligrams per liter
Qual = qualifier
RL = reporting limit
RSK = Robert S. Kerr Environmental Research Laboratory
SM = Standard Method
U = nondetect
USEPA = United States Environmental Protection Agency

TABLE E.2.4-30
CORNHUSKER ARMY AMMUNITION PLANT
WELL NW130R-NATURAL ATTENUATION PARAMETERS

FIELD ID	NW130R			NW130R			NW130R			NW130R			NW130			NW130			NW130		
COLLECT DATE	3/6/2007			3/8/2006			3/8/2005			3/16/2004			3/11/2003			3/13/2002			3/14/2001		
	Result	RL	Qual	Result	RL	Qual	Result	RL	Qual	Result	RL	Qual	Result	RL	Qual	Result	RL	Qual	Result	RL	Qual
NATURAL ATTENUATION PARAMETERS																					
Methane RSK-175 (µg/L)	<	0.87	U	<	0.87	U	<	0.87	U	<	2	U	<	2	U	<	2.0	U	<	1	U
Total Kjeldahl Nitrogen USEPA 351.2 (mg/L)	<	1	U	<	1	U	1.1	1		1	0.2		0.77	0.2		1.5	0.43		<	0.1	U
Ammonia USEPA 350.1 (mg/L)	<	0.05	U	<	0.05	U	0.07	0.05		0.23	0.2		<	0.2	U	<	0.20	U	<	0.1	U
Nitrate/Nitrite USEPA 353.2 (mg/L)	2.5	1		5.2	0.25		2.2	0.05		6.9	1		19	0.5		13	1.0		32.3	1	
Alkalinity SM 2320B (mg/L)	150	8		140	8		160	8		180	5		180	5		170	5.0		179	5	
Carbon Dioxide SM 2320B (mg/L)[1]	65	0.88		63	0.88		70	0.1		79	1.2		79	1		75	1.0		78.8	5	
Sulfate USEPA 9056A (mg/L)	160	10		210	20		130	10		150	10		100	25		54	2.0		145	5	
Sulfide SM 9034 (mg/L)	<	1	U	<	1	U	<	1	U	0.7	1	J	<	1	U	<	1.0	U	<	1	U
Dissolved Organic Carbon SM 9060A (mg/L)	6.1	1		4.8	1		5	1		1.9	1		3.4	1.0		2.8	1.0		8.40	5	

Notes:
*NW130 was abandoned and replaced by NW130R in 2004.

Analysis methods listed are accurate for most current sampling event. Previous analysis methods may be different.

[1]Carbon dioxide calculated from alkalinity results. Values for 2003 and 2004 were modified to be consistent with previous years' results.

< = less than reporting limit
µg/L = micrograms per liter
ID = identification number
J = estimated
LOQ = limit of quantification
mg/L = milligrams per liter
Qual = qualifier
RL = reporting limit
RSK = Robert S. Kerr Environmental Research Laboratory
SM = Standard Method
U = nondetect
USEPA = United States Environmental Protection Agency

TABLE E.2.4-30
CORNHUSKER ARMY AMMUNITION PLANT
WELL NW130R-NATURAL ATTENUATION PARAMETERS

FIELD ID	NW130			NW130			NW130		
COLLECT DATE	3/13/2000			3/18/1999			6/25/1998		
	Result	RL	Qual	Result	RL	Qual	Result	RL	Qual
NATURAL ATTENUATION PARAMETERS									
Methane RSK-175 (µg/L)	<	1	U	<	1	U	<	1	U
Total Kjeldahl Nitrogen USEPA 351.2 (mg/L)	0.132	0.1		<	0.1	U	<	0.1	U
Ammonia USEPA 350.1 (mg/L)	<	0.1	U	<	0.1	U	<	0.1	U
Nitrate/Nitrite USEPA 353.2 (mg/L)	8.26	1		6.6	1		10.1	1	
Alkalinity SM 2320B (mg/L)	194	5		142	5		128	5	
Carbon Dioxide SM 2320B (mg/L)[1]	85.4	2.2		62.5	2.2		56.3	2.2	
Sulfate USEPA 9056A (mg/L)	40.2	2		31.6	5		37.9	2	
Sulfide SM 9034 (mg/L)	<	1	U	<	1	U	<	1	U
Dissolved Organic Carbon SM 9060A (mg/L)	<	5	U	15.8	5		12.4	5	

Notes:
*NW130 was abandoned and replaced by NW130R in 2004.

Analysis methods listed are accurate for most current sampling event. Previous analysis methods may be different.

[1]Carbon dioxide calculated from alkalinity results. Values for 2003 and 2004 were modified to be consistent with previous years' results.

< = less than reporting limit
µg/L = micrograms per liter
ID = identification number
J = estimated
LOQ = limit of quantification
mg/L = milligrams per liter
Qual = qualifier
RL = reporting limit
RSK = Robert S. Kerr Environmental Research Laboratory
SM = Standard Method
U = nondetect
USEPA = United States Environmental Protection Agency

TABLE E.2.4-31
CORNHUSKER ARMY AMMUNITION PLANT
WELL NW131R-NATURAL ATTENUATION PARAMETERS

FIELD ID	NW131R			NW131R			NW131R			NW131R			NW131R			NW131R			NW131R		
COLLECT DATE	None			3/6/2013			3/1/2012			3/1/2011			3/8/2010			3/4/2009			3/4/2008		
	Result	RL	Qual	Result	RL	Qual	Result	RL	Qual	Result	RL	Qual	Result	RL	Qual	Result	RL	Qual	Result	RL	Qual
NATURAL ATTENUATION PARAMETERS																					
Methane RSK-175 (µg/L)				<	5	U	<	5	U	<	5	UJ	<	5	U	<	0.31	U	<	1.7	U
Total Kjeldahl Nitrogen USEPA 351.2 (mg/L)				0.814	1	J	0.881	1	J	<	1	U	<	1	U	<	1	U	<	1	U
Ammonia USEPA 350.1 (mg/L)	**Not Sampled**			<	0.25	U	<	0.25	UJ	0.051	0.25	J	<	0.1	U	<	0.05	U	<	0.05	U
Nitrate/Nitrite USEPA 353.2 (mg/L)	**in 2014, 2015, 2016**			15.6	0.1		19	0.1		17	0.1		18	0.5		19	0.5		19	0.5	
Alkalinity SM 2320B (mg/L)				110	1.25		88	1.25		88	1		100	5		110	8		100	2	
Carbon Dioxide SM 2320B (mg/L)[1]				49	10		39	1.25		39	0.4		44	2.2		50	0.22		44	0.88	
Sulfate USEPA 9056A (mg/L)				23.4	1		136	5		139	5		120	25		110	20		96	50	
Sulfide SM 9034 (mg/L)				0.401	2	J	0.4	2	J	0.4	2	J	<	4	U	<	1	U	<	1	U
Dissolved Organic Carbon SM 9060A (mg/L)				3.93	1		1.6	1		2.4	1		1.7	1		3.7	1		2.6	1	

Notes:
*NW131 was abandoned and replaced by NW131R in 2004.

Analysis methods listed are accurate for most current sampling event. Previous analysis methods may be different.

[1]Carbon dioxide calculated from alkalinity results. Values for 2003 and 2004 were modified to be consistent with previous years' results.

< = less than reporting limit
µg/L = micrograms per liter
ID = identification number
J = estimated
LOQ = limit of quantification
mg/L = milligrams per liter
Qual = qualifier
RL = reporting limit
RSK = Robert S. Kerr Environmental Research Laboratory
SM = Standard Method
U = nondetect
USEPA = United States Environmental Protection Agency

TABLE E.2.4-31
CORNHUSKER ARMY AMMUNITION PLANT
WELL NW131R-NATURAL ATTENUATION PARAMETERS

FIELD ID	NW131R			NW131R			NW131R			NW131R			NW131			NW131			NW131		
COLLECT DATE	3/6/2007			3/8/2006			3/9/2005			3/9/2004			3/11/2003			3/13/2002			3/14/2001		
	Result	RL	Qual	Result	RL	Qual	Result	RL	Qual	Result	RL	Qual	Result	RL	Qual	Result	RL	Qual	Result	RL	Qual
NATURAL ATTENUATION PARAMETERS																					
Methane RSK-175 (µg/L)	<	0.87	U	<	0.87	U	<	0.87	U	<	2	U	<	2	U	<	2.0	U	<	1	U
Total Kjeldahl Nitrogen USEPA 351.2 (mg/L)	<	1	U	<	1	U	<	1	U	1.1	0.2		0.38	0.20		0.56	0.50		<	0.1	U
Ammonia USEPA 350.1 (mg/L)	<	0.05	U	<	0.05	U	<	0.05	U	0.13	0.2	J	<	0.22	U	<	0.20	U	<	0.1	U
Nitrate/Nitrite USEPA 353.2 (mg/L)	16	1		8.3	0.5		15	0.05		15	1		9.2	0.5		16	1.0		20.6	0.5	
Alkalinity SM 2320B (mg/L)	120	8		96	8		96	8		90	5		110	5		86	5.0		78.2	5	
Carbon Dioxide SM 2320B (mg/L)[1]	55	0.88		42	0.88		42	0.1		40	1.4		48	1		38	1.0		34.4	5	
Sulfate USEPA 9056A (mg/L)	98	10		82	20		57	10		59	2		40	1		45	2.0		39.4	5	
Sulfide SM 9034 (mg/L)	<	1	U	<	1	U	<	1	U	<	1	U	0.8	1	J	<	1.0	U	<	1	U
Dissolved Organic Carbon SM 9060A (mg/L)	2.1	1		1.9	1		2	1		2	1		1.7	1.0		2.3	1.0		<	5	U

Notes:
*NW131 was abandoned and replaced by NW131R in 2004.

Analysis methods listed are accurate for most current sampling event. Previous analysis methods may be different.

[1]Carbon dioxide calculated from alkalinity results. Values for 2003 and 2004 were modified to be consistent with previous years' results.

< = less than reporting limit
µg/L = micrograms per liter
ID = identification number
J = estimated
LOQ = limit of quantification
mg/L = milligrams per liter
Qual = qualifier
RL = reporting limit
RSK = Robert S. Kerr Environmental Research Laboratory
SM = Standard Method
U = nondetect
USEPA = United States Environmental Protection Agency

TABLE E.2.4-31
CORNHUSKER ARMY AMMUNITION PLANT
WELL NW131R-NATURAL ATTENUATION PARAMETERS

FIELD ID	NW131			NW131			NW131		
COLLECT DATE	3/13/2000			3/18/1999			6/25/1998		
	Result	RL	Qual	Result	RL	Qual	Result	RL	Qual
NATURAL ATTENUATION PARAMETERS									
Methane RSK-175 (µg/L)	<	1	U	<	1	U	<	1	U
Total Kjeldahl Nitrogen USEPA 351.2 (mg/L)	0.250	0.1		<	0.1	U	<	0.1	U
Ammonia USEPA 350.1 (mg/L)	<	0.1	U	<	0.1	U	<	0.1	U
Nitrate/Nitrite USEPA 353.2 (mg/L)	21.7	1		19.5	1		20.9	1	
Alkalinity SM 2320B (mg/L)	139	5		90	5		83.5	5	
Carbon Dioxide SM 2320B (mg/L)[1]	61.2	2.2		39.6	2.2		36.7	2.2	
Sulfate USEPA 9056A (mg/L)	38.5	2		43.3	5		34.2	2	
Sulfide SM 9034 (mg/L)	<	1	U	<	1	U	<	1	U
Dissolved Organic Carbon SM 9060A (mg/L)	6.00	5		16.0	5		10.0	5	

Notes:
*NW131 was abandoned and replaced by NW131R in 2004.

Analysis methods listed are accurate for most current sampling event. Previous analysis methods may be different.

[1]Carbon dioxide calculated from alkalinity results. Values for 2003 and 2004 were modified to be consistent with previous years' results.

< = less than reporting limit
µg/L = micrograms per liter
ID = identification number
J = estimated
LOQ = limit of quantification
mg/L = milligrams per liter
Qual = qualifier
RL = reporting limit
RSK = Robert S. Kerr Environmental Research Laboratory
SM = Standard Method
U = nondetect
USEPA = United States Environmental Protection Agency

TABLE E.2.4-32
CORNHUSKER ARMY AMMUNITION PLANT
WELL NW132R-NATURAL ATTENUATION PARAMETERS

FIELD ID	NW132R			NW132R			NW132R			NW132R			NW132R			NW132R			NW132R		
COLLECT DATE	None			3/6/2013			3/1/2012			3/1/2011			3/8/2010			3/4/2009			3/4/2008		
	Result	RL	Qual	Result	RL	Qual	Result	RL	Qual	Result	RL	Qual	Result	RL	Qual	Result	RL	Qual	Result	RL	Qual
NATURAL ATTENUATION PARAMETERS																					
Methane RSK-175 (µg/L)				<	5	U	<	5	U	<	5	UJ	<	5	U	<	0.31	U	<	1.7	U
Total Kjeldahl Nitrogen USEPA 351.2 (mg/L)				<	1	U	<	1	U	<	1	U	<	1	U	<	1	U	<	1	U
Ammonia USEPA 350.1 (mg/L)	**Not Sampled**			<	0.25	U	<	0.25	UJ	<	0.25	UJ	0.051	0.1	J	<	0.05	U	<	0.05	U
Nitrate/Nitrite USEPA 353.2 (mg/L)	**in 2014, 2015, 2016**			28	0.1		33	0.1		34	0.1		22	0.5		38	1		39	1	
Alkalinity SM 2320B (mg/L)				120	1.25		98	1.25		108	1		110	5		98	8		96	2	
Carbon Dioxide SM 2320B (mg/L)[1]				53	10		43	1.25		48	0.4		49	2.2		43	0.22		42	0.88	
Sulfate USEPA 9056A (mg/L)				62.8	1		73	1		64	1		70	25		55	20		65	5	
Sulfide SM 9034 (mg/L)				0.2	2	J	0.4	2	J	0.2	2	J	<	4	U	<	1	U	<	1	U
Dissolved Organic Carbon SM 9060A (mg/L)				4.26	1		3.5	1		3.4	1		7.7	1		4.4	1		3.3	1	

Notes:
*NW132 was abandoned and replaced by NW132R in 2004.

Analysis methods listed are accurate for most current sampling event. Previous analysis methods may be different.

[1]Carbon dioxide calculated from alkalinity results. Values for 2003 and 2004 were modified to be consistent with previous years' results.

< = less than reporting limit
µg/L = micrograms per liter
ID = identification number
J = estimated
LOQ = limit of quantification
mg/L = milligrams per liter
Qual = qualifier
RL = reporting limit
RSK = Robert S. Kerr Environmental Research Laboratory
SM = Standard Method
U = nondetect
USEPA = United States Environmental Protection Agency

TABLE E.2.4-32
CORNHUSKER ARMY AMMUNITION PLANT
WELL NW132R-NATURAL ATTENUATION PARAMETERS

FIELD ID	NW132R			NW132R			NW132R			NW132R			NW132			NW132			NW132		
COLLECT DATE	3/6/2007			3/8/2006			3/9/2005			3/9/2004			3/11/2003			3/12/2002			3/14/2001		
	Result	RL	Qual	Result	RL	Qual	Result	RL	Qual	Result	RL	Qual	Result	RL	Qual	Result	RL	Qual	Result	RL	Qual
NATURAL ATTENUATION PARAMETERS																					
Methane RSK-175 (µg/L)	<	0.87	U	<	0.87	U	<	0.87	U	<	2	U	<	2	U	<	2.0	U	<	1	U
Total Kjeldahl Nitrogen USEPA 351.2 (mg/L)	<	1	U	<	1	U	<	1	U	1.4	0.2		0.35	0.2		0.15	0.20	J	0.189	0.1	
Ammonia USEPA 350.1 (mg/L)	<	0.05	U	<	0.05	U	0.05	0.05		0.12	0.2	J	<	0.2	U	0.07	0.20	J	0.175	0.1	
Nitrate/Nitrite USEPA 353.2 (mg/L)	31	1		15	0.5		23	0.5		32	1		33	1	J	37	1.0		35.9	1	
Alkalinity SM 2320B (mg/L)	110	8		110	8		110	8		100	5		140	5		120	5.0		101	5	
Carbon Dioxide SM 2320B (mg/L)[1]	48	0.88		48	0.88		48	0.1		44	1		62	1		53	1.0		44.4	5	
Sulfate USEPA 9056A (mg/L)	56	20		76	20		46	10		48	2		46	1		47	1.0		44.3	5	
Sulfide SM 9034 (mg/L)	<	1	U	<	1	U	<	1	U	<	1	U	0.7	1	J	<	1.0	U	<	1	U
Dissolved Organic Carbon SM 9060A (mg/L)	3.6	1		4.7	1		3.1	1		2.8	1		2.7	1.0		2.9	1.0		<	5	U

Notes:
*NW132 was abandoned and replaced by NW132R in 2004.

Analysis methods listed are accurate for most current sampling event. Previous analysis methods may be different.

[1]Carbon dioxide calculated from alkalinity results. Values for 2003 and 2004 were modified to be consistent with previous years' results.

< = less than reporting limit
µg/L = micrograms per liter
ID = identification number
J = estimated
LOQ = limit of quantification
mg/L = milligrams per liter
Qual = qualifier
RL = reporting limit
RSK = Robert S. Kerr Environmental Research Laboratory
SM = Standard Method
U = nondetect
USEPA = United States Environmental Protection Agency

TABLE E.2.4-32
CORNHUSKER ARMY AMMUNITION PLANT
WELL NW132R-NATURAL ATTENUATION PARAMETERS

FIELD ID	NW132			NW132			NW132		
COLLECT DATE	3/13/2000			3/18/1999			6/25/1998		
	Result	RL	Qual	Result	RL	Qual	Result	RL	Qual
NATURAL ATTENUATION PARAMETERS									
Methane RSK-175 (µg/L)	<	1	U	<	1	U	<	1	U
Total Kjeldahl Nitrogen USEPA 351.2 (mg/L)	<	0.1	U	<	0.1	U	<	0.1	U
Ammonia USEPA 350.1 (mg/L)	<	0.1	U	<	0.1	U	<	0.1	U
Nitrate/Nitrite USEPA 353.2 (mg/L)	35.7	2		25.8	1		25.4	1	
Alkalinity SM 2320B (mg/L)	103	5		117	5		122	5	
Carbon Dioxide SM 2320B (mg/L)[1]	45.3	2.2		51.5	2.2		53.7	2.2	
Sulfate USEPA 9056A (mg/L)	41.3	2		43.5	5		36.7	2	
Sulfide SM 9034 (mg/L)	<	1	U	<	1	U	<	1	U
Dissolved Organic Carbon SM 9060A (mg/L)	5.50	5		15.4	5		10.0	5	

Notes:
*NW132 was abandoned and replaced by NW132R in 2004.

Analysis methods listed are accurate for most current sampling event. Previous analysis methods may be different.

[1]Carbon dioxide calculated from alkalinity results. Values for 2003 and 2004 were modified to be consistent with previous years' results.

< = less than reporting limit
µg/L = micrograms per liter
ID = identification number
J = estimated
LOQ = limit of quantification
mg/L = milligrams per liter
Qual = qualifier
RL = reporting limit
RSK = Robert S. Kerr Environmental Research Laboratory
SM = Standard Method
U = nondetect
USEPA = United States Environmental Protection Agency

TABLE E.2.5-1
CORNHUSKER ARMY AMMUNITION PLANT
FEEDLOT WELL CA350-NATURAL ATTENUATION PARAMETERS

FIELD ID	CA350			CA350			CA350			CA350			CA350			CA350			CA350		
COLLECT DATE	None			3/20/2013			3/7/2012			3/9/2011			3/11/2010			3/11/2009			3/10/2008		
	Result	RL	Qual	Result	RL	Qual	Result	RL	Qual	Result	RL	Qual	Result	RL	Qual	Result	RL	Qual	Result	RL	Qual
NATURAL ATTENUATION PARAMETERS																					
Methane RSK-175 (µg/L)				63	4.9		12	5		<	5	U	22	5		0.31	0.31		<	1.7	U
Total Kjeldahl Nitrogen USEPA 351.2 (mg/L)				2.29	1		1.9	1		1.7	1		1.1	1		<	1	U	1.2	1	
Ammonia USEPA 350.1 (mg/L)	**Abandoned**			1.24	0.25		0.208	0.25	J	<	0.25	UJ	0.087	0.1	J	<	0.05	U	0.11	0.05	
Nitrate/Nitrite USEPA 353.2 (mg/L)	**2013**			<	0.1	U	0.509	0.1		0.31	0.1		0.27	0.1		0.74	0.5		5.2	0.5	J
Alkalinity SM 2320B (mg/L)				310	1.25		525	1.25		545	1		430	5		340	20		290	2	
Carbon Dioxide SM 2320B (mg/L)[1]				138	10		233	1.25		242	0.4		190	2.2		150	0.22		128	0.88	
Sulfate USEPA 300.1 (mg/L)				134	10		74	1		135	5		82	25		91	20		77	10	
Sulfide SM 4500S-2F (mg/L)				12	2		2.4	2		0.2	2	J	0.96	4	J	<	1	U	<	1	U
Dissolved Organic Carbon SM 5310B (mg/L)				10.4	1		9.4	1		13	1		8.9	1		7.9	1		7.1	1	
Phosphorus, Total as PO4 USEPA 365.2 (mg/L)																					
Chloride USEPA 300.0 (mg/L)																					

Notes:
Analysis methods listed are accurate for most current sampling event. Previous analysis methods may be different.

[1]Carbon dioxide calculated from alkalinity results. Values for 2003 and 2004 were modified to be consistent with previous years' results.

< = less than reporting limit
µg/L = micrograms per liter
ID = identification number
J = estimated
mg/L = milligrams per liter
Qual = qualifier
RL = reporting limit
RSK = Robert S. Kerr Environmental Research Laboratory
SM = Standard Method
U = nondetect
USEPA = United States Environmental Protection Agency

TABLE E.2.5-1
CORNHUSKER ARMY AMMUNITION PLANT
FEEDLOT WELL CA350-NATURAL ATTENUATION PARAMETERS

FIELD ID	CA350			CA350			CA350			CA350			CA350			CA350			CA350		
COLLECT DATE	None			None			None			None			3/24/2003			3/26/2002			4/2/2001		
	Result	RL	Qual	Result	RL	Qual	Result	RL	Qual	Result	RL	Qual	Result	RL	Qual	Result	RL		Result	RL	Qual
NATURAL ATTENUATION PARAMETERS																					
Methane RSK-175 (µg/L)													31	2		190	40		1600	50	
Total Kjeldahl Nitrogen USEPA 351.2 (mg/L)													0.8	0.20		1.1	0.40		0.976	0.1	
Ammonia USEPA 350.1 (mg/L)	**No 2007 Sample**			**No 2006 Sample**			**No 2005 Sample**			**No 2004 Sample**			0.26	0.20		0.17	0.20	J	0.133	0.1	J
Nitrate/Nitrite USEPA 353.2 (mg/L)	**Well Dry**			**Well Dry**			**Well Dry**			**Well Dry**			4.50	0.10		0.24	0.10		0.784	0.5	
Alkalinity SM 2320B (mg/L)													330	5.0		370	5.0		328	5	
Carbon Dioxide SM 2320B (mg/L)[1]													145	1.0		160	1.0		144	5	
Sulfate USEPA 300.1 (mg/L)													51	5.0		35	5.0		45.9	25	J
Sulfide SM 4500S-2F (mg/L)													<	1.0	U	<	1.0	U	<	1	U
Dissolved Organic Carbon SM 5310B (mg/L)													6.1	1.0		7.9	1.0		5.60	5	J
Phosphorus, Total as PO4 USEPA 365.2 (mg/L)																					
Chloride USEPA 300.0 (mg/L)																					

Notes:
Analysis methods listed are accurate for most current sampling event. Previous analysis methods may be different.

[1]Carbon dioxide calculated from alkalinity results. Values for 2003 and 2004 were modified to be consistent with previous years' results.

< = less than reporting limit
µg/L = micrograms per liter
ID = identification number
J = estimated
mg/L = milligrams per liter
Qual = qualifier
RL = reporting limit
RSK = Robert S. Kerr Environmental Research Laboratory
SM = Standard Method
U = nondetect
USEPA = United States Environmental Protection Agency

TABLE E.2.5-1
CORNHUSKER ARMY AMMUNITION PLANT
FEEDLOT WELL CA350-NATURAL ATTENUATION PARAMETERS

FIELD ID	CA350			CA350			CA350		
COLLECT DATE	3/22/2000			4/1/1999			6/17/1998		
	Result	RL	Qual	Result	RL	Qual	Result	RL	Qual
NATURAL ATTENUATION PARAMETERS									
Methane RSK-175 (µg/L)	720	50		953	100	J	245	10	
Total Kjeldahl Nitrogen USEPA 351.2 (mg/L)	1.65	0.1		1.20	0.1		1.09	0.1	
Ammonia USEPA 350.1 (mg/L)	0.431	0.1		0.177	0.1		0.245	0.1	
Nitrate/Nitrite USEPA 353.2 (mg/L)	<	1	U	<	1	U	0.20	1	J
Alkalinity SM 2320B (mg/L)	389	5		455	5		383	5	
Carbon Dioxide SM 2320B (mg/L)[1]	171	2.2		200	2.2		169	2.2	
Sulfate USEPA 300.1 (mg/L)	87.8	2		49.9	5		96.7	2	
Sulfide SM 4500S-2F (mg/L)	<	1	U	<	1	U	<	1	U
Dissolved Organic Carbon SM 5310B (mg/L)	18.8	5	J	14.8	5		15.7	5	
Phosphorus, Total as PO4 USEPA 365.2 (mg/L)	0.12	0.02	J	0.53	0.15				
Chloride USEPA 300.0 (mg/L)	42	20							

Notes:
Analysis methods listed are accurate for most current sampling event. Previous analysis methods may be different.

[1]Carbon dioxide calculated from alkalinity results. Values for 2003 and 2004 were modified to be consistent with previous years' results.

< = less than reporting limit
µg/L = micrograms per liter
ID = identification number
J = estimated
mg/L = milligrams per liter
Qual = qualifier
RL = reporting limit
RSK = Robert S. Kerr Environmental Research Laboratory
SM = Standard Method
U = nondetect
USEPA = United States Environmental Protection Agency

TABLE E.2.5-2
CORNHUSKER ARMY AMMUNITION PLANT
FEEDLOT WELL CA351-NATURAL ATTENUATION PARAMETERS

FIELD ID	CA351			CA351			CA351			CA351			CA351			CA351			CA351		
COLLECT DATE	None			3/20/2013			3/7/2012			3/9/2011			3/11/2010			3/11/2009			3/10/2008		
	Result	RL	Qual	Result	RL	Qual	Result	RL	Qual	Result	RL	Qual	Result	RL	Qual	Result	RL	Qual	Result	RL	Qual
NATURAL ATTENUATION PARAMETERS																					
Methane RSK-175 (µg/L)				33	4.9		9.9	5		7.1	5		20	5		10	0.31		13	1.7	
Total Kjeldahl Nitrogen USEPA 351.2 (mg/L)				4.19	1		2.4	1		1.6	1		1.7	1		2.1	1		2.1	1	
Ammonia USEPA 350.1 (mg/L)	**Abandoned**			2.39	0.25		0.956	0.25		0.494	0.25		0.53	0.1		0.78	0.05		0.6	0.05	
Nitrate/Nitrite USEPA 353.2 (mg/L)	**2013**			0.115	0.1		0.269	0.1		1.4	0.1		1.6	0.1		0.54	0.05		0.24	0.05	
Alkalinity SM 2320B (mg/L)				490	1.25		330	1.25		315	1		370	5		350	20		330	2	
Carbon Dioxide SM 2320B (mg/L)[1]				218	1.25		147	1.25		140	0.4		160	2.2		150	0.22		145	0.88	
Sulfate USEPA 300.1 (mg/L)				101	5		84	5		87	2		78	25		70	20		64	10	
Sulfide SM 4500S-2F (mg/L)				<	2	U	0.2	2	J	0.2	2	J	<	4	U	<	1	U	<	1	U
Dissolved Organic Carbon SM 5310B (mg/L)				7.44	1		8.0	1		7.3	1		7.7	1		7.6	1		9.3	1	
Phosphorus, Total as PO4 USEPA 365.2 (mg/L)																					
Chloride USEPA 300.0 (mg/L)																					

Notes:
Analysis methods listed are accurate for most current sampling event. Previous analysis methods may be different.

[1]Carbon dioxide calculated from alkalinity results. Values for 2003 and 2004 were modified to be consistent with previous years' results.

< = less than reporting limit
µg/L = micrograms per liter
ID = identification number
J = estimated
mg/L = milligrams per liter
Qual = qualifier
RL = reporting limit
RSK = Robert S. Kerr Environmental Research Laboratory
SM = Standard Method
U = nondetect
USEPA = United States Environmental Protection Agency

TABLE E.2.5-2
CORNHUSKER ARMY AMMUNITION PLANT
FEEDLOT WELL CA351-NATURAL ATTENUATION PARAMETERS

FIELD ID	CA351			CA351			CA351			CA351			CA351			CA351			CA351		
COLLECT DATE	3/19/2007			3/20/2006			3/23/2005			3/24/2004			3/24/2003			3/26/2002			4/2/2001		
	Result	RL	Qual	Result	RL	Qual	Result	RL	Qual	Result	RL	Qual	Result	RL	Qual	Result	RL	Qual	Result	RL	Qual
NATURAL ATTENUATION PARAMETERS																					
Methane RSK-175 (µg/L)	9.1	0.87		9.1	0.87	J	33	0.87		4	2		<	2	U	<	2.0	U	<	1	U
Total Kjeldahl Nitrogen USEPA 351.2 (mg/L)	1.2	1		1.1	1	J	<	1	U	1	0.2	J	0.8	0.2		1.2	0.40		0.656	0.1	J
Ammonia USEPA 350.1 (mg/L)	0.26	0.05		0.29	0.05		0.17	0.05		<	0.37	U	0.21	0.2		0.06	0.20	J	0.180	0.1	J
Nitrate/Nitrite USEPA 353.2 (mg/L)	0.15	0.05		<	0.05	U	<	0.05	U	<	1	U	0.42	0.1		0.40	0.10		0.687	0.5	
Alkalinity SM 2320B (mg/L)	370	8		310	8		300	8		310	5		350	5		330	5.0		298	5	
Carbon Dioxide SM 2320B (mg/L)[1]	160	0.88		140	0.88		130	0.1		136	1	J	154	1	J	150	1.0		131	5	
Sulfate USEPA 300.1 (mg/L)	44	20		49	20		46	20		50	2		45	5		76	5.0	J	46	25	
Sulfide SM 4500S-2F (mg/L)	<	1	U	<	1	U	<	1	U	<	1	U	2.1	1		<	1.0	U	<	1	U
Dissolved Organic Carbon SM 5310B (mg/L)	7.5	1		7.7	1		6.5	1		7.4	1		6.5	1		7.0	1.0		7.00	5	
Phosphorus, Total as PO4 USEPA 365.2 (mg/L)																					
Chloride USEPA 300.0 (mg/L)																					

Notes:
Analysis methods listed are accurate for most current sampling event. Previous analysis methods may be different.

[1]Carbon dioxide calculated from alkalinity results. Values for 2003 and 2004 were modified to be consistent with previous years' results.

< = less than reporting limit
µg/L = micrograms per liter
ID = identification number
J = estimated
mg/L = milligrams per liter
Qual = qualifier
RL = reporting limit
RSK = Robert S. Kerr Environmental Research Laboratory
SM = Standard Method
U = nondetect
USEPA = United States Environmental Protection Agency

TABLE E.2.5-2
CORNHUSKER ARMY AMMUNITION PLANT
FEEDLOT WELL CA351-NATURAL ATTENUATION PARAMETERS

FIELD ID	CA351			CA351			CA351		
COLLECT DATE	3/22/2000			4/1/1999			6/17/1998		
	Result	RL	Qual	Result	RL	Qual	Result	RL	Qual
NATURAL ATTENUATION PARAMETERS									
Methane RSK-175 (µg/L)	<	1	U	<	1	UJ	<	1	UJ
Total Kjeldahl Nitrogen USEPA 351.2 (mg/L)	0.453	0.1		0.825	0.1		0.615	0.1	
Ammonia USEPA 350.1 (mg/L)	<	0.1	U	<	0.1	U	0.05	0.1	J
Nitrate/Nitrite USEPA 353.2 (mg/L)	1.47	1		1.89	1		2.72	1	
Alkalinity SM 2320B (mg/L)	267	5		333	5		301	5	
Carbon Dioxide SM 2320B (mg/L)[1]	117	2.2		147	2.2		132	2.2	
Sulfate USEPA 300.1 (mg/L)	29.5	2		32.5	5		38.5	0.4	
Sulfide SM 4500S-2F (mg/L)	<	1	U	<	1	U	<	1	U
Dissolved Organic Carbon SM 5310B (mg/L)	10.2	5	J	9.90	5		9.3	5	
Phosphorus, Total as PO4 USEPA 365.2 (mg/L)	0.07	0.02		<	0.21	U			
Chloride USEPA 300.0 (mg/L)	39	20							

Notes:
Analysis methods listed are accurate for most current sampling event. Previous analysis methods may be different.

[1]Carbon dioxide calculated from alkalinity results. Values for 2003 and 2004 were modified to be consistent with previous years' results.

< = less than reporting limit
µg/L = micrograms per liter
ID = identification number
J = estimated
mg/L = milligrams per liter
Qual = qualifier
RL = reporting limit
RSK = Robert S. Kerr Environmental Research Laboratory
SM = Standard Method
U = nondetect
USEPA = United States Environmental Protection Agency

TABLE E.2.5-3
CORNHUSKER ARMY AMMUNITION PLANT
FEEDLOT WELL CA352-NATURAL ATTENUATION PARAMETERS

FIELD ID	CA352			CA352			CA352			CA352			CA352			CA352			CA352		
COLLECT DATE	None			3/20/2013			3/7/2012			3/9/2011			3/11/2010			3/11/2009			3/10/2008		
	Result	RL	Qual	Result	RL	Qual	Result	RL	Qual	Result	RL	Qual	Result	RL	Qual	Result	RL	Qual	Result	RL	Qual
NATURAL ATTENUATION PARAMETERS																					
Methane RSK-175 (µg/L)				56	4.9		24	5		21	5		53	5		19	0.31		6	1.7	
Total Kjeldahl Nitrogen USEPA 351.2 (mg/L)				<	1	U	<	1	U	0.938	1	J	0.86	1	J	<	1	U	1.3	1	
Ammonia USEPA 350.1 (mg/L)	**Abandoned**			1.19	0.25		0.203	0.25	J	<	0.25	UJ	0.098	0.1	J	0.06	0.05		0.11	0.05	
Nitrate/Nitrite USEPA 353.2 (mg/L)	**2013**			1.59	0.1		<	0.1	U	<	0.1	UJ	<	0.1	U	<	0.5	U	<	0.05	U
Alkalinity SM 2320B (mg/L)				320	1.25		320	1.25		315	1		330	5		320	20		300	2	
Carbon Dioxide SM 2320B (mg/L)[1]				142	1.25		142	1.25		140	0.4		150	2.2		140	0.22		132	0.88	
Sulfate USEPA 300.1 (mg/L)				77	5		94	5		90	2		81	25		63	20		58	10	
Sulfide SM 4500S-2F (mg/L)				0.2	2	J	0.8	2	J	0.2	2	J	<	4	U	<	1	U	<	1	U
Dissolved Organic Carbon SM 5310B (mg/L)				7.85	1		6.9	1		6.7	1		6.5	1		6.5	1		6.2	1	
Phosphorus, Total as PO4 USEPA 365.2 (mg/L)																					
Chloride USEPA 300.0 (mg/L)																					

Notes:
Analysis methods listed are accurate for most current sampling event. Previous analysis methods may be different.

[1]Carbon dioxide calculated from alkalinity results. Values for 2003 and 2004 were modified to be consistent with previous years' results.

< = less than reporting limit
µg/L = micrograms per liter
ID = identification number
J = estimated
mg/L = milligrams per liter
Qual = qualifier
RL = reporting limit
RSK = Robert S. Kerr Environmental Research Laboratory
SM = Standard Method
U = nondetect
USEPA = United States Environmental Protection Agency

TABLE E.2.5-3
CORNHUSKER ARMY AMMUNITION PLANT
FEEDLOT WELL CA352-NATURAL ATTENUATION PARAMETERS

FIELD ID	CA352			CA352			CA352			CA352			CA352			CA352			CA352		
COLLECT DATE	3/19/2007			3/29/2006			3/23/2005			3/24/2004			3/24/2003			3/26/2002			4/2/2001		
	Result	RL	Qual	Result	RL	Qual	Result	RL	Qual	Result	RL	Qual	Result	RL	Qual	Result	RL	Qual	Result	RL	Qual
NATURAL ATTENUATION PARAMETERS																					
Methane RSK-175 (µg/L)	14	0.87		36	0.87		110	0.87		14	2		<	2	U	6.0	2.0		1.1	1	
Total Kjeldahl Nitrogen USEPA 351.2 (mg/L)	<	1	U	<	1	U	<	1	U	0.34	0.2		<	0.32	U	0.85	0.40		1.570	0.1	
Ammonia USEPA 350.1 (mg/L)	<	0.05	U	<	0.05	U	0.08	0.05		<	0.21	U	<	0.2	U	<	0.20	U	<	0.1	U
Nitrate/Nitrite USEPA 353.2 (mg/L)	<	0.05	U	<	0.05	U	<	0.05	U	<	1	U	<	0.1	U	<	0.10	U	<	0.5	U
Alkalinity SM 2320B (mg/L)	320	8		320	8		300	8		260	5		310	5		240	5.0		201	5	
Carbon Dioxide SM 2320B (mg/L)[1]	140	0.88		140	0.88		130	0.1		114	1		136	1		110	1.0		88.4	5	
Sulfate USEPA 300.1 (mg/L)	44	20		49	10		43	20		48	2		45	5		44	5.0		52.4	25	
Sulfide SM 4500S-2F (mg/L)	<	1	U	<	1	U	<	1	U	<	1	U	1.8	1		<	1.0	U	<	1	U
Dissolved Organic Carbon SM 5310B (mg/L)	6.5	1		6.7	1		5.2	1		<	3.2	U	<	2.5	U	2.0	1.0		5.90	5	
Phosphorus, Total as PO4 USEPA 365.2 (mg/L)																					
Chloride USEPA 300.0 (mg/L)																					

Notes:
Analysis methods listed are accurate for most current sampling event. Previous analysis methods may be different.

[1]Carbon dioxide calculated from alkalinity results. Values for 2003 and 2004 were modified to be consistent with previous years' results.

< = less than reporting limit
µg/L = micrograms per liter
ID = identification number
J = estimated
mg/L = milligrams per liter
Qual = qualifier
RL = reporting limit
RSK = Robert S. Kerr Environmental Research Laboratory
SM = Standard Method
U = nondetect
USEPA = United States Environmental Protection Agency

TABLE E.2.5-3
CORNHUSKER ARMY AMMUNITION PLANT
FEEDLOT WELL CA352-NATURAL ATTENUATION PARAMETERS

FIELD ID	CA352			CA352			CA352		
COLLECT DATE	3/22/2000			4/1/1999			6/17/1998		
	Result	RL	Qual	Result	RL	Qual	Result	RL	Qual
NATURAL ATTENUATION PARAMETERS									
Methane RSK-175 (µg/L)	<	1.1	U	2.31	1		2.94	1	
Total Kjeldahl Nitrogen USEPA 351.2 (mg/L)	0.172	0.1		0.330	0.1		0.255	0.1	
Ammonia USEPA 350.1 (mg/L)	<	0.1	U	<	0.1	U	0.03	0.1	J
Nitrate/Nitrite USEPA 353.2 (mg/L)	<	1	U	<	1	UJ	<	1	U
Alkalinity SM 2320B (mg/L)	218	5		287	5		245	5	
Carbon Dioxide SM 2320B (mg/L)[1]	96.0	2.2		126	2.2		108	2.2	
Sulfate USEPA 300.1 (mg/L)	33.8	2		45	5		51.1	0.4	
Sulfide SM 4500S-2F (mg/L)	<	1	U	<	1	U	<	1	U
Dissolved Organic Carbon SM 5310B (mg/L)	10.4	5		16.5	5		9.4	5	
Phosphorus, Total as PO4 USEPA 365.2 (mg/L)				26	15				
Chloride USEPA 300.0 (mg/L)									

Notes:
Analysis methods listed are accurate for most current sampling event. Previous analysis methods may be different.

[1]Carbon dioxide calculated from alkalinity results. Values for 2003 and 2004 were modified to be consistent with previous years' results.

< = less than reporting limit
µg/L = micrograms per liter
ID = identification number
J = estimated
mg/L = milligrams per liter
Qual = qualifier
RL = reporting limit
RSK = Robert S. Kerr Environmental Research Laboratory
SM = Standard Method
U = nondetect
USEPA = United States Environmental Protection Agency

TABLE E.2.5-4
CORNHUSKER ARMY AMMUNITION PLANT
FEEDLOT WELL CA360-NATURAL ATTENUATION PARAMETERS

FIELD ID	CA360			CA360			CA360			CA360			CA360			CA360			CA360		
COLLECT DATE	None			3/21/2013			3/6/2012			3/8/2011			3/9/2010			3/10/2009			3/10/2008		
	Result	RL	Qual	Result	RL	Qual	Result	RL	Qual	Result	RL	Qual	Result	RL	Qual	Result	RL	Qual	Result	RL	Qual
NATURAL ATTENUATION PARAMETERS																					
Methane RSK-175 (µg/L)				6000	97		3000	250		5700	250		9600	100		2400	3.1		2300	17	
Total Kjeldahl Nitrogen USEPA 351.2 (mg/L)				166	1		70	1		121	1		52	20		130	10		79	8	
Ammonia USEPA 350.1 (mg/L)	**Abandoned**			90	0.25		53	0.25		117	0.25		54	1		87	5		74	2.5	
Nitrate/Nitrite USEPA 353.2 (mg/L)	**2013**			<	0.1	U	3.3	0.1		0.086	0.1	J	0.8	0.1		<	0.05	U	0.13	0.05	
Alkalinity SM 2320B (mg/L)				1310	1.25		630	1.25		1400	1		730	5		1100	20		900	2	
Carbon Dioxide SM 2320B (mg/L)[1]				582	1.25		280	1.25		622	0.4		320	2.2		480	0.22		396	0.88	
Sulfate USEPA 300.1 (mg/L)				137	5		33	10		2	2		38	5		7.4	1		<	1	U
Sulfide SM 4500S-2F (mg/L)				0.802	2	J	0.4	2	J	1	2	J	<	4	U	5	1		5	1	
Dissolved Organic Carbon SM 5310B (mg/L)				84.5	1		62	1		132	1		67	4		110	10		88	10	
Phosphorus, Total as PO4 USEPA 365.2 (mg/L)																					
Chloride USEPA 300.0 (mg/L)																					

Notes:
Analysis methods listed are accurate for most current sampling event. Previous analysis methods may be different.

[1]Carbon dioxide calculated from alkalinity results. Values for 2003 and 2004 were modified to be consistent with previous years' results.

< = less than reporting limit
µg/L = micrograms per liter
ID = identification number
J = estimated
mg/L = milligrams per liter
Qual = qualifier
RL = reporting limit
RSK = Robert S. Kerr Environmental Research Laboratory
SM = Standard Method
U = nondetect
USEPA = United States Environmental Protection Agency

TABLE E.2.5-4
CORNHUSKER ARMY AMMUNITION PLANT
FEEDLOT WELL CA360-NATURAL ATTENUATION PARAMETERS

FIELD ID	CA360			CA360			CA360			CA360			CA360			CA360			CA360		
COLLECT DATE	3/19/2007			3/20/2006			None			3/24/2004			3/24/2003			3/26/2002			3/29/2001		
	Result	RL	Qual	Result	RL	Qual	Result	RL	Qual	Result	RL	Qual	Result	RL	Qual	Result	RL	Qual	Result	RL	Qual
NATURAL ATTENUATION PARAMETERS																					
Methane RSK-175 (µg/L)	1700	8.7		3400	8.7					4100	20	J	4900	44		5200	40		5600	1000	
Total Kjeldahl Nitrogen USEPA 351.2 (mg/L)	77	4		150	10	J				85	10		100	10		90	20		104	10	
Ammonia USEPA 350.1 (mg/L)	53	2.5		95	2.5		**No 2005 Sample**			78	5		120	10		54	10		54.3	10	
Nitrate/Nitrite USEPA 353.2 (mg/L)	0.06	0.05		0.066	0.05		**Well Dry**			4	0.1		0.36	0.1		0.15	0.10		<	2	U
Alkalinity SM 2320B (mg/L)	1000	40		1500	40					1100	5		1400	10		1200	10		749	10	
Carbon Dioxide SM 2320B (mg/L)[1]	450	0.88		660	0.88					484	1		616	1		530	1.0		330	10	
Sulfate USEPA 300.1 (mg/L)	<	100	U	1.8	1					60	2		82	5		120	5.0		6.13	2.5	
Sulfide SM 4500S-2F (mg/L)	7	1		6	1					2.5	1		7.5	1		2.0	1.0		6.68	2	
Dissolved Organic Carbon SM 5310B (mg/L)	150	40		210	40					120	10		160	20		130	10		87.6	10	
Phosphorus, Total as PO4 USEPA 365.2 (mg/L)																					
Chloride USEPA 300.0 (mg/L)																					

Notes:
Analysis methods listed are accurate for most current sampling event. Previous analysis methods may be different.

[1]Carbon dioxide calculated from alkalinity results. Values for 2003 and 2004 were modified to be consistent with previous years' results.

< = less than reporting limit
µg/L = micrograms per liter
ID = identification number
J = estimated
mg/L = milligrams per liter
Qual = qualifier
RL = reporting limit
RSK = Robert S. Kerr Environmental Research Laboratory
SM = Standard Method
U = nondetect
USEPA = United States Environmental Protection Agency

TABLE E.2.5-4
CORNHUSKER ARMY AMMUNITION PLANT
FEEDLOT WELL CA360-NATURAL ATTENUATION PARAMETERS

FIELD ID	CA360			CA360			CA360		
COLLECT DATE	3/22/2000			4/2/1999			6/17/1998		
	Result	RL	Qual	Result	RL	Qual	Result	RL	Qual
NATURAL ATTENUATION PARAMETERS									
Methane RSK-175 (µg/L)	2300	100		2350	200		3150	200	
Total Kjeldahl Nitrogen USEPA 351.2 (mg/L)	93.8	5.0		100	10		83.3	5	
Ammonia USEPA 350.1 (mg/L)	72.2	5.0		93.4	5		88.3	5	
Nitrate/Nitrite USEPA 353.2 (mg/L)	<	1	U	<	1	U	<	1	U
Alkalinity SM 2320B (mg/L)	505	5		1140	5		886	5	
Carbon Dioxide SM 2320B (mg/L)[1]	222	2.2		500	2.2		390	2.2	
Sulfate USEPA 300.1 (mg/L)	2.47	2		32.5	5		9.75	0.4	
Sulfide SM 4500S-2F (mg/L)	6.38	1		7.97	5		3.76	1	
Dissolved Organic Carbon SM 5310B (mg/L)	157.2	15		169	10		163	10	
Phosphorus, Total as PO4 USEPA 365.2 (mg/L)	9	1		27	15				
Chloride USEPA 300.0 (mg/L)	550	200							

Notes:
Analysis methods listed are accurate for most current sampling event. Previous analysis methods may be different.

[1]Carbon dioxide calculated from alkalinity results. Values for 2003 and 2004 were modified to be consistent with previous years' results.

< = less than reporting limit
µg/L = micrograms per liter
ID = identification number
J = estimated
mg/L = milligrams per liter
Qual = qualifier
RL = reporting limit
RSK = Robert S. Kerr Environmental Research Laboratory
SM = Standard Method
U = nondetect
USEPA = United States Environmental Protection Agency

TABLE E.2.5-5
CORNHUSKER ARMY AMMUNITION PLANT
FEEDLOT WELL CA361-NATURAL ATTENUATION PARAMETERS

FIELD ID	CA361			CA361			CA361			CA361			CA361			CA361			CA361		
COLLECT DATE	None			3/21/2013			3/6/2012			3/8/2011			3/9/2010			3/10/2009			3/10/2008		
	Result	RL	Qual	Result	RL	Qual	Result	RL	Qual	Result	RL	Qual	Result	RL	Qual	Result	RL	Qual	Result	RL	Qual
NATURAL ATTENUATION PARAMETERS																					
Methane RSK-175 (µg/L)				21000	100		4500	250		6400	500		15000	250		5200	26		3200	17	
Total Kjeldahl Nitrogen USEPA 351.2 (mg/L)				113	1		75	1		81	1		87	50		120	10		170	16	
Ammonia USEPA 350.1 (mg/L)	**Abandoned**			56.6	0.25		55	0.25		73	0.25		71	1		83	5		120	5	
Nitrate/Nitrite USEPA 353.2 (mg/L)	**2013**			<	0.1	U	<	0.1	U	<	0.1	UJ	<	0.1	U	<	0.05	U	0.17	0.05	
Alkalinity SM 2320B (mg/L)				1200	1.25		1040	1.25		1240	1		1200	5		1100	40		1600	2	
Carbon Dioxide SM 2320B (mg/L)[1]				533	10		462	1.25		551	0.4		550	2.2		490	0.22		704	0.88	
Sulfate USEPA 300.1 (mg/L)				75.3	5		39	10		21	2		1.1	5	J	13	1		50	20	
Sulfide SM 4500S-2F (mg/L)				1.2	2	J	0.8	2	J	1.2	2	J	<	4	U	7	1		6	1	
Dissolved Organic Carbon SM 5310B (mg/L)				84.6	1		102	1		124	1		150	5		140	10		190	10	
Phosphorus, Total as PO4 USEPA 365.2 (mg/L)																					
Chloride USEPA 300.0 (mg/L)																					

Notes:
Analysis methods listed are accurate for most current sampling event. Previous analysis methods may be different.

[1]Carbon dioxide calculated from alkalinity results. Values for 2003 and 2004 were modified to be consistent with previous years' results.

< = less than reporting limit
µg/L = micrograms per liter
ID = identification number
J = estimated
mg/L = milligrams per liter
Qual = qualifier
RL = reporting limit
RSK = Robert S. Kerr Environmental Research Laboratory
SM = Standard Method
U = nondetect
USEPA = United States Environmental Protection Agency

TABLE E.2.5-5
CORNHUSKER ARMY AMMUNITION PLANT
FEEDLOT WELL CA361-NATURAL ATTENUATION PARAMETERS

FIELD ID	CA361			CA361			CA361			CA361			CA361			CA361			CA361		
COLLECT DATE	3/19/2007			3/20/2006			3/23/2005			3/24/2004			3/24/2003			3/26/2002			3/29/2001		
	Result	RL	Qual	Result	RL	Qual	Result	RL	Qual	Result	RL	Qual	Result	RL	Qual	Result	RL	Qual	Result	RL	Qual
NATURAL ATTENUATION PARAMETERS																					
Methane RSK-175 (µg/L)	8900	17		7700	8.7		4100	17		4700	80		5900	44		5600	40		8100	1000	
Total Kjeldahl Nitrogen USEPA 351.2 (mg/L)	150	8		160	10	J	140	8		110	10		95	10		97	20	J	111	10	
Ammonia USEPA 350.1 (mg/L)	110	5		91	2.5		120	5		86	10	J	0.73	0.2		57	10		57.0	10	
Nitrate/Nitrite USEPA 353.2 (mg/L)	1	0.05		0.18	0.05		<	0.05	U	0.89	0.1	J	0.42	0.1		0.12	0.10		<	2	U
Alkalinity SM 2320B (mg/L)	1500	40		1500	40		1500	100		1200	5		1200	10		1000	10		729	10	
Carbon Dioxide SM 2320B (mg/L)[1]	660	0.88		660	0.88		660	0.1		528	1		528	1		440	1.0		321	10	
Sulfate USEPA 300.1 (mg/L)	<	100	U	33	10		21	10		85	2		31	5		5.9	0.20		3.49	2.5	
Sulfide SM 4500S-2F (mg/L)	7	1		6	1		5	1		3.6	1		7.6	1		1.0	1.0		2.53	2	
Dissolved Organic Carbon SM 5310B (mg/L)	240	10		300	40		270	200		200	5		7.9	1		110	10		136	10	
Phosphorus, Total as PO4 USEPA 365.2 (mg/L)																4	1		28	15	
Chloride USEPA 300.0 (mg/L)																380	200				

Notes:
Analysis methods listed are accurate for most current sampling event. Previous analysis methods may be different.

[1]Carbon dioxide calculated from alkalinity results. Values for 2003 and 2004 were modified to be consistent with previous years' results.

< = less than reporting limit
µg/L = micrograms per liter
ID = identification number
J = estimated
mg/L = milligrams per liter
Qual = qualifier
RL = reporting limit
RSK = Robert S. Kerr Environmental Research Laboratory
SM = Standard Method
U = nondetect
USEPA = United States Environmental Protection Agency

TABLE E.2.5-5
CORNHUSKER ARMY AMMUNITION PLANT
FEEDLOT WELL CA361-NATURAL ATTENUATION PARAMETERS

FIELD ID	CA361		
COLLECT DATE	3/22/2000		
	Result	RL	Qual
NATURAL ATTENUATION PARAMETERS			
Methane RSK-175 (µg/L)	2300	100	
Total Kjeldahl Nitrogen USEPA 351.2 (mg/L)	73.7	5.0	
Ammonia USEPA 350.1 (mg/L)	59.2	5.0	
Nitrate/Nitrite USEPA 353.2 (mg/L)	<	1	U
Alkalinity SM 2320B (mg/L)	441	5	
Carbon Dioxide SM 2320B (mg/L)[1]	194	2.2	
Sulfate USEPA 300.1 (mg/L)	3.05	2	
Sulfide SM 4500S-2F (mg/L)	5.12	1	
Dissolved Organic Carbon SM 5310B (mg/L)	159.6	15	
Phosphorus, Total as PO4 USEPA 365.2 (mg/L)			
Chloride USEPA 300.0 (mg/L)			

Notes:
Analysis methods listed are accurate for most current sampling event. Previous analysis methods may be different.

[1]Carbon dioxide calculated from alkalinity results. Values for 2003 and 2004 were modified to be consistent with previous years' results.

< = less than reporting limit
µg/L = micrograms per liter
ID = identification number
J = estimated
mg/L = milligrams per liter
Qual = qualifier
RL = reporting limit
RSK = Robert S. Kerr Environmental Research Laboratory
SM = Standard Method
U = nondetect
USEPA = United States Environmental Protection Agency

TABLE E.2.5-6
CORNHUSKER ARMY AMMUNITION PLANT
FEEDLOT WELL CA362-NATURAL ATTENUATION PARAMETERS

FIELD ID	CA362			CA362			CA362			CA362			CA362			CA362			CA362		
COLLECT DATE	None			3/21/2013			3/6/2012			3/8/2011			3/9/2010			3/10/2009			3/10/2008		
	Result	RL	Qual	Result	RL	Qual	Result	RL	Qual	Result	RL	Qual	Result	RL	Qual	Result	RL	Qual	Result	RL	Qual
NATURAL ATTENUATION PARAMETERS																					
Methane RSK-175 (µg/L)				130	4.9		200	5		2000	100		1100	25		890	3.1		540	1.7	
Total Kjeldahl Nitrogen USEPA 351.2 (mg/L)				10.6	1		13	1		16	1		18	5		19	1		26	2	
Ammonia USEPA 350.1 (mg/L)	**Abandoned**			5.38	0.25		7.1	0.25		17	0.25		17	0.5		17	1		22	1.3	
Nitrate/Nitrite USEPA 353.2 (mg/L)	**2013**			<	0.1	U	<	0.1	U	0.396	0.1		<	0.1	U	<	0.05	U	0.27	0.05	
Alkalinity SM 2320B (mg/L)				350	1.25		335	1.25		395	1		440	5		400	20		480	2	
Carbon Dioxide SM 2320B (mg/L)[1]				156	10		149	1.25		176	0.4		190	2.2		180	0.22		211	0.88	
Sulfate USEPA 300.1 (mg/L)				128	10		103	5		66	1		53	25		400	20		29	10	
Sulfide SM 4500S-2F (mg/L)				0.802	2	J	0.2	2	J	0.4	2	J	<	4	U	1	1		1	1	
Dissolved Organic Carbon SM 5310B (mg/L)				4.46	1		9.5	1		18	1		14	1		13	1		23	10	
Phosphorus, Total as PO4 USEPA 365.2 (mg/L)																					
Chloride USEPA 300.0 (mg/L)																					

Notes:
Analysis methods listed are accurate for most current sampling event. Previous analysis methods may be different.

[1]Carbon dioxide calculated from alkalinity results. Values for 2003 and 2004 were modified to be consistent with previous years' results.

< = less than reporting limit
µg/L = micrograms per liter
ID = identification number
J = estimated
mg/L = milligrams per liter
Qual = qualifier
RL = reporting limit
RSK = Robert S. Kerr Environmental Research Laboratory
SM = Standard Method
U = nondetect
USEPA = United States Environmental Protection Agency

TABLE E.2.5-6
CORNHUSKER ARMY AMMUNITION PLANT
FEEDLOT WELL CA362-NATURAL ATTENUATION PARAMETERS

FIELD ID	CA362			CA362			CA362			CA362			CA362			CA362			CA362		
COLLECT DATE	3/19/2007			3/20/2006			3/23/2005			3/24/2004			3/24/2003			3/26/2002			3/29/2001		
	Result	RL	Qual	Result	RL	Qual	Result	RL	Qual	Result	RL	Qual	Result	RL	Qual	Result	RL	Qual	Result	RL	Qual
NATURAL ATTENUATION PARAMETERS																					
Methane RSK-175 (µg/L)	1300	8.7		900	4.3		5100	17		4000	80		5000	44		76	2.0		450	20	
Total Kjeldahl Nitrogen USEPA 351.2 (mg/L)	40	4.0		44	10	J	72	4		100	10		19	2		4.2	0.40		6.61	0.4	
Ammonia USEPA 350.1 (mg/L)	34	2.5		36	2.5		94	5		86	10		9.3	1		3.1	0.20		3.45	0.2	
Nitrate/Nitrite USEPA 353.2 (mg/L)	1.4	1		0.082	0.05		<	0.05	U	0.82	0.1		0.29	0.1		0.49	0.10		<	0.5	U
Alkalinity SM 2320B (mg/L)	590	20		540	20		1100	100		1200	5		730	5		350	5.0		266	5	
Carbon Dioxide SM 2320B (mg/L)[1]	260	0.88		240	0.88		480	0.1		528	1		321	1		150	1.0		117	5	
Sulfate USEPA 300.1 (mg/L)	<	20	U	16	10		<	1	U	0.75	0.2		1.5	0.2		53	5.0		50	25	
Sulfide SM 4500S-2F (mg/L)	3	1		3.2	1		6	1		4.9	1		2.6	1		<	1.0	U	3.25	2	
Dissolved Organic Carbon SM 5310B (mg/L)	40	5		54	4		330	160		190	5		100	20		6.6	1.0		11	5	
Phosphorus, Total as PO4 USEPA 365.2 (mg/L)																					
Chloride USEPA 300.0 (mg/L)																					

Notes:
Analysis methods listed are accurate for most current sampling event. Previous analysis methods may be different.

[1]Carbon dioxide calculated from alkalinity results. Values for 2003 and 2004 were modified to be consistent with previous years' results.

< = less than reporting limit
µg/L = micrograms per liter
ID = identification number
J = estimated
mg/L = milligrams per liter
Qual = qualifier
RL = reporting limit
RSK = Robert S. Kerr Environmental Research Laboratory
SM = Standard Method
U = nondetect
USEPA = United States Environmental Protection Agency

TABLE E.2.5-6
CORNHUSKER ARMY AMMUNITION PLANT
FEEDLOT WELL CA362-NATURAL ATTENUATION PARAMETERS

FIELD ID	CA362		
COLLECT DATE	3/22/2000		
	Result	RL	Qual
NATURAL ATTENUATION PARAMETERS			
Methane RSK-175 (µg/L)	14	1	
Total Kjeldahl Nitrogen USEPA 351.2 (mg/L)	5.91	0.5	
Ammonia USEPA 350.1 (mg/L)	5.50	0.5	
Nitrate/Nitrite USEPA 353.2 (mg/L)	<	1	U
Alkalinity SM 2320B (mg/L)	245	5	
Carbon Dioxide SM 2320B (mg/L)[1]	108	2.2	
Sulfate USEPA 300.1 (mg/L)	38.2	2	
Sulfide SM 4500S-2F (mg/L)	<	1	U
Dissolved Organic Carbon SM 5310B (mg/L)	<	5	U
Phosphorus, Total as PO4 USEPA 365.2 (mg/L)			
Chloride USEPA 300.0 (mg/L)			

Notes:
Analysis methods listed are accurate for most current sampling event. Previous analysis methods may be different.

[1]Carbon dioxide calculated from alkalinity results. Values for 2003 and 2004 were modified to be consistent with previous years' results.

< = less than reporting limit
µg/L = micrograms per liter
ID = identification number
J = estimated
mg/L = milligrams per liter
Qual = qualifier
RL = reporting limit
RSK = Robert S. Kerr Environmental Research Laboratory
SM = Standard Method
U = nondetect
USEPA = United States Environmental Protection Agency

TABLE E.2.5-7
CORNHUSKER ARMY AMMUNITION PLANT
FEEDLOT WELL CA370-NATURAL ATTENUATION PARAMETERS

FIELD ID	CA370[2]		
COLLECT DATE	6/17/1998		
	Result	RL	Qual
NATURAL ATTENUATION PARAMETERS			
Methane RSK-175 (µg/L)	3160	100	
Total Kjeldahl Nitrogen USEPA 351.2 (mg/L)	45.1	5	
Ammonia USEPA 350.1 (mg/L)	29.5	5	
Nitrate/Nitrite USEPA 353.2 (mg/L)	<	1	U
Alkalinity SM 2320B (mg/L)	628	5	
Carbon Dioxide SM 2320B (mg/L)[1]	276	2.2	
Sulfate USEPA 300.1 (mg/L)	34.4	2	
Sulfide SM 4500S-2F (mg/L)	0.51	1	J
Dissolved Organic Carbon SM 5310B (mg/L)	23.0	5	
Phosphorus, Total as PO4 USEPA 365.2 (mg/L)			
Chloride USEPA 300.0 (mg/L)			

Notes:
Analysis methods listed are accurate for most current sampling event. Previous analysis methods may be different.

[1]Carbon dioxide calculated from alkalinity results. Values for 2003 and 2004 were modified to be consistent with previous years' results.

[2]Not part of LTM program.

< = less than reporting limit
µg/L = micrograms per liter
ID = identification number
J = estimated
LTM = long-term monitoring
mg/L = milligrams per liter
Qual = qualifier
RL = reporting limit
RSK = Robert S. Kerr Environmental Research Laboratory
SM = Standard Method
U = nondetect
USEPA = United States Environmental Protection Agency

TABLE E.2.5-8
CORNHUSKER ARMY AMMUNITION PLANT
FEEDLOT WELL CA380-NATURAL ATTENUATION PARAMETERS

FIELD ID	CA380			CA380			CA380			CA380			CA380			CA380			CA380		
COLLECT DATE	None			3/20/2013			3/6/2012			3/8/2011			3/9/2010			3/10/2009			3/11/2008		
	Result	RL	Qual	Result	RL	Qual	Result	RL	Qual	Result	RL	Qual	Result	RL	Qual	Result	RL	Qual	Result	RL	Qual
NATURAL ATTENUATION PARAMETERS																					
Methane RSK-175 (µg/L)				1800	24		1600	100		3400	100		4800	50		1000	3.1		330	1.7	
Total Kjeldahl Nitrogen USEPA 351.2 (mg/L)				95.9	1		91	1		92	1		98	10		84	5		120	20	J
Ammonia USEPA 350.1 (mg/L)	**Abandoned**			54.5	0.25		69	0.25		101	0.25		87	2		71	5		94	5	
Nitrate/Nitrite USEPA 353.2 (mg/L)	**2013**			<	0.1	U	0.463	0.1		0.131	0.1		<	0.1	U	0.98	0.5		0.089	0.05	
Alkalinity SM 2320B (mg/L)				779	1.25		615	1.25		728	1		800	5		620	40		840	10	
Carbon Dioxide SM 2320B (mg/L)[1]				346	10		273	1.25		324	0.4		350	2.2		270	0.22		370	0.88	
Sulfate USEPA 300.1 (mg/L)				76.2	5		54	5		50	1		27	5		12	10		15	10	
Sulfide SM 4500S-2F (mg/L)				0.601	2	J	0.6	2	J	0.4	2	J	<	4	U	4	1		2	1	
Dissolved Organic Carbon SM 5310B (mg/L)				30.3	1		49	1		64	1		59	4		44	10		53	4	
Phosphorus, Total as PO4 USEPA 365.2 (mg/L)																					
Chloride USEPA 300.0 (mg/L)																					

Notes:
Analysis methods listed are accurate for most current sampling event. Previous analysis methods may be different.

[1]Carbon dioxide calculated from alkalinity results. Values for 2003 and 2004 were modified to be consistent with previous years' results.

< = less than reporting limit
µg/L = micrograms per liter
ID = identification number
J = estimated
mg/L = milligrams per liter
Qual = qualifier
RL = reporting limit
RSK = Robert S. Kerr Environmental Research Laboratory
SM = Standard Method
U = nondetect
USEPA = United States Environmental Protection Agency

TABLE E.2.5-8
CORNHUSKER ARMY AMMUNITION PLANT
FEEDLOT WELL CA380-NATURAL ATTENUATION PARAMETERS

FIELD ID	CA380			CA380			CA380			CA380			CA380			CA380			CA380		
COLLECT DATE	None			None			None			None			3/24/2003			3/26/2002			3/29/2001		
	Result	RL	Qual	Result	RL	Qual	Result	RL	Qual	Result	RL	Qual	Result	RL	Qual	Result	RL	Qual	Result	RL	Qual
NATURAL ATTENUATION PARAMETERS																					
Methane RSK-175 (µg/L)													2500	44		2200	40		2800	100	
Total Kjeldahl Nitrogen USEPA 351.2 (mg/L)													100	10		99	20		127	50.0	
Ammonia USEPA 350.1 (mg/L)	**No 2007 Sample**			**No 2006 Sample**			**No 2005 Sample**			**No 2004 Sample**			110	10		93	10		87.1	10	
Nitrate/Nitrite USEPA 353.2 (mg/L)	**Well Dry**			**Well Dry**			**Well Dry**			**Well Dry**			0.3	0.1		0.12	0.60		<	2	U
Alkalinity SM 2320B (mg/L)													1100	10		460	10		653	10	
Carbon Dioxide SM 2320B (mg/L)[1]													484	1		200	1.0		287	10	
Sulfate USEPA 300.1 (mg/L)													50	5		42	5.0		32.8	25	
Sulfide SM 4500S-2F (mg/L)													6.4	1		1.1	1.0		6.50	2	
Dissolved Organic Carbon SM 5310B (mg/L)													80	20		13	1.0		66	10	
Phosphorus, Total as PO4 USEPA 365.2 (mg/L)																					
Chloride USEPA 300.0 (mg/L)																					

Notes:
Analysis methods listed are accurate for most current sampling event. Previous analysis methods may be different.

[1]Carbon dioxide calculated from alkalinity results. Values for 2003 and 2004 were modified to be consistent with previous years' results.

< = less than reporting limit
µg/L = micrograms per liter
ID = identification number
J = estimated
mg/L = milligrams per liter
Qual = qualifier
RL = reporting limit
RSK = Robert S. Kerr Environmental Research Laboratory
SM = Standard Method
U = nondetect
USEPA = United States Environmental Protection Agency

TABLE E.2.5-8
CORNHUSKER ARMY AMMUNITION PLANT
FEEDLOT WELL CA380-NATURAL ATTENUATION PARAMETERS

FIELD ID	CA380			CA380			CA380		
COLLECT DATE	3/22/2000			4/2/1999			6/17/1998		
	Result	RL	Qual	Result	RL	Qual	Result	RL	Qual
NATURAL ATTENUATION PARAMETERS									
Methane RSK-175 (µg/L)	1500	100		1790	200		3860	200	
Total Kjeldahl Nitrogen USEPA 351.2 (mg/L)	90.6	5.0		98.4	10		76.1	5	
Ammonia USEPA 350.1 (mg/L)	86.8	5.0		94.5	5		66.8	5	
Nitrate/Nitrite USEPA 353.2 (mg/L)	<	1	U	<	1	U	<	1	U
Alkalinity SM 2320B (mg/L)	416	5		926	5		793	5	
Carbon Dioxide SM 2320B (mg/L)[1]	183	2.2		407	2.2		349	2.2	
Sulfate USEPA 300.1 (mg/L)	7.62	2		9.94	5		6.77	0.4	
Sulfide SM 4500S-2F (mg/L)	4.03	1		8.87	5		<	1	U
Dissolved Organic Carbon SM 5310B (mg/L)	103.6	10		88.2	5		68.7	5	
Phosphorus, Total as PO4 USEPA 365.2 (mg/L)									
Chloride USEPA 300.0 (mg/L)									

Notes:
Analysis methods listed are accurate for most current sampling event. Previous analysis methods may be different.

[1]Carbon dioxide calculated from alkalinity results. Values for 2003 and 2004 were modified to be consistent with previous years' results.

< = less than reporting limit
µg/L = micrograms per liter
ID = identification number
J = estimated
mg/L = milligrams per liter
Qual = qualifier
RL = reporting limit
RSK = Robert S. Kerr Environmental Research Laboratory
SM = Standard Method
U = nondetect
USEPA = United States Environmental Protection Agency

TABLE E.2.5-9
CORNHUSKER ARMY AMMUNITION PLANT
FEEDLOT WELL CA381-NATURAL ATTENUATION PARAMETERS

FIELD ID	CA381			CA381			CA381			CA381			CA381			CA381			CA381		
COLLECT DATE	None			3/20/2013			3/6/2012			3/8/2011			3/9/2010			3/10/2009			3/11/2008		
	Result	RL	Qual	Result	RL	Qual	Result	RL	Qual	Result	RL	Qual	Result	RL	Qual	Result	RL	Qual	Result	RL	Qual
NATURAL ATTENUATION PARAMETERS																					
Methane RSK-175 (µg/L)				260	4.9		1500	100		1000	100		5400	50		370	3.1		320	1.7	
Total Kjeldahl Nitrogen USEPA 351.2 (mg/L)				47.4	1		76	1		54	1		56	10		50	5		19	1	
Ammonia USEPA 350.1 (mg/L)	**Abandoned**			28.7	0.25		48	0.25		56	0.25		44	0.1		38	2.5		18	0.5	
Nitrate/Nitrite USEPA 353.2 (mg/L)	**2013**			<	0.1	U	<	0.1	U	0.116	0.1		<	0.1	U	<	0.5	U	0.33	0.05	
Alkalinity SM 2320B (mg/L)				569	1.25		740	1.25		575	1		760	5		560	40		300	4	
Carbon Dioxide SM 2320B (mg/L)[1]				253	10		329	1.25		256	0.4		330	2.2		250	0.22		132	0.88	
Sulfate USEPA 300.1 (mg/L)				114	5		125	5		19	1		72	25		24	20		55	10	
Sulfide SM 4500S-2F (mg/L)				0.401	2	J	0.6	2	J	0.2	2	J	<	4	U	4	1		<	1	U
Dissolved Organic Carbon SM 5310B (mg/L)				25.6	1		71	1		50	1		64	4		38	10		13	1	
Phosphorus, Total as PO4 USEPA 365.2 (mg/L)																					
Chloride USEPA 300.0 (mg/L)																					

Notes:
Analysis methods listed are accurate for most current sampling event. Previous analysis methods may be different.

[1]Carbon dioxide calculated from alkalinity results. Values for 2003 and 2004 were modified to be consistent with previous years' results.

< = less than reporting limit
µg/L = micrograms per liter
ID = identification number
J = estimated
mg/L = milligrams per liter
Qual = qualifier
RL = reporting limit
RSK = Robert S. Kerr Environmental Research Laboratory
SM = Standard Method
U = nondetect
USEPA = United States Environmental Protection Agency

TABLE E.2.5-9
CORNHUSKER ARMY AMMUNITION PLANT
FEEDLOT WELL CA381-NATURAL ATTENUATION PARAMETERS

FIELD ID	CA381			CA381			CA381			CA381			CA381			CA381			CA381		
COLLECT DATE	3/19/2007			3/20/2006			3/23/2005			3/24/2004			3/24/2003			3/26/2002			3/29/2001		
	Result	RL	Qual	Result	RL	Qual	Result	RL	Qual	Result	RL	Qual	Result	RL	Qual	Result	RL	Qual	Result	RL	Qual
NATURAL ATTENUATION PARAMETERS																					
Methane RSK-175 (µg/L)	890	8.7		1900	4.3		1300	8.7		580	10		240	2		40	2.0		100	5	
Total Kjeldahl Nitrogen USEPA 351.2 (mg/L)	35	2		65	10	J	29	4		17	2		7.6	1		2.9	0.40		2.82	0.2	
Ammonia USEPA 350.1 (mg/L)	29	2.5		48	2.5		18	0.5		4	1		4.9	1		1.6	0.20		2.18	0.2	
Nitrate/Nitrite USEPA 353.2 (mg/L)	0.3	0.05		0.085	0.05		3.9	2.5		<	1	U	0.14	0.1		0.74	0.10		<	0.5	U
Alkalinity SM 2320B (mg/L)	460	8		640	20		490	8		400	5		380	5		240	5.0		246	5	
Carbon Dioxide SM 2320B (mg/L)[1]	200	0.88		280	0.88		220	0.1		176	1		167	1		110	1.0		108	5	
Sulfate USEPA 300.1 (mg/L)	<	100	U	37	10		26	10		47	2		42	5		48	5.0		51	25	
Sulfide SM 4500S-2F (mg/L)	1	1		2.3	1		3	1		<	1	U	4.2	1		<	1.0	U	<	1	U
Dissolved Organic Carbon SM 5310B (mg/L)	38	2		71	4		38	1		42	2		28	2		6.2	1.0		<	5	U
Phosphorus, Total as PO4 USEPA 365.2 (mg/L)				0.4	0.02		5.9	0.75													
Chloride USEPA 300.0 (mg/L)				110	100																

Notes:
Analysis methods listed are accurate for most current sampling event. Previous analysis methods may be different.

[1]Carbon dioxide calculated from alkalinity results. Values for 2003 and 2004 were modified to be consistent with previous years' results.

< = less than reporting limit
µg/L = micrograms per liter
ID = identification number
J = estimated
mg/L = milligrams per liter
Qual = qualifier
RL = reporting limit
RSK = Robert S. Kerr Environmental Research Laboratory
SM = Standard Method
U = nondetect
USEPA = United States Environmental Protection Agency

TABLE E.2.5-9
CORNHUSKER ARMY AMMUNITION PLANT
FEEDLOT WELL CA381-NATURAL ATTENUATION PARAMETERS

FIELD ID	CA381		
COLLECT DATE	3/22/2000		
	Result	RL	Qual
NATURAL ATTENUATION PARAMETERS			
Methane RSK-175 (µg/L)	--	--	--
Total Kjeldahl Nitrogen USEPA 351.2 (mg/L)	4.79	0.1	
Ammonia USEPA 350.1 (mg/L)	4.48	0.5	
Nitrate/Nitrite USEPA 353.2 (mg/L)	<	1	U
Alkalinity SM 2320B (mg/L)	243	5	
Carbon Dioxide SM 2320B (mg/L)[1]	107	2.2	
Sulfate USEPA 300.1 (mg/L)	32.3	2	
Sulfide SM 4500S-2F (mg/L)	<	1	U
Dissolved Organic Carbon SM 5310B (mg/L)	14.9	5	
Phosphorus, Total as PO4 USEPA 365.2 (mg/L)			
Chloride USEPA 300.0 (mg/L)			

Notes:
Analysis methods listed are accurate for most current sampling event. Previous analysis methods may be different.

[1]Carbon dioxide calculated from alkalinity results. Values for 2003 and 2004 were modified to be consistent with previous years' results.

< = less than reporting limit
µg/L = micrograms per liter
ID = identification number
J = estimated
mg/L = milligrams per liter
Qual = qualifier
RL = reporting limit
RSK = Robert S. Kerr Environmental Research Laboratory
SM = Standard Method
U = nondetect
USEPA = United States Environmental Protection Agency

TABLE E.2.5-10
CORNHUSKER ARMY AMMUNITION PLANT
FEEDLOT WELL CA382-NATURAL ATTENUATION PARAMETERS

FIELD ID	CA382			CA382			CA382			CA382			CA382			CA382			CA382		
COLLECT DATE	None			3/20/2013			3/6/2012			3/8/2011			3/9/2010			3/10/2009			3/11/2008		
	Result	RL	Qual	Result	RL	Qual	Result	RL	Qual	Result	RL	Qual	Result	RL	Qual	Result	RL	Qual	Result	RL	Qual
NATURAL ATTENUATION PARAMETERS																					
Methane RSK-175 (µg/L)				4	4.9	J	70	5		10	5		350	5		65	0.31		6.4	1.7	
Total Kjeldahl Nitrogen USEPA 351.2 (mg/L)				1.4	1		3.2	1		0.848	1	J	1.2	1		1.5	1		1.7	1	
Ammonia USEPA 350.1 (mg/L)	**Abandoned**			0.926	0.25		0.272	0.25		0.43	0.25		0.27	0.1		0.45	0.05		0.93	0.05	
Nitrate/Nitrite USEPA 353.2 (mg/L)	**2013**			<	0.1	U	<	0.1	U	0.075	0.1	J	<	0.1	U	<	0.5	U	0.073	0.05	
Alkalinity SM 2320B (mg/L)				206	1.25		285	1.25		285	1		330	5		310	20		240	2	
Carbon Dioxide SM 2320B (mg/L)[1]				92	1.25		127	1.25		127	0.4		150	2.2		140	0.22		106	0.88	
Sulfate USEPA 300.1 (mg/L)				53	1		67	1		77	1		68	25		78	20		39	10	
Sulfide SM 4500S-2F (mg/L)				0.2	2	J	0.2	2	J	<	2	U	<	4	U	<	1	U	<	1	U
Dissolved Organic Carbon SM 5310B (mg/L)				2.52	1		6.1	1		5.1	1		6.3	1		6.7	1		2.6	1	
Phosphorus, Total as PO4 USEPA 365.2 (mg/L)																					
Chloride USEPA 300.0 (mg/L)																					

Notes:
Analysis methods listed are accurate for most current sampling event. Previous analysis methods may be different.

[1]Carbon dioxide calculated from alkalinity results. Values for 2003 and 2004 were modified to be consistent with previous years' results.

< = less than reporting limit
µg/L = micrograms per liter
ID = identification number
J = estimated
mg/L = milligrams per liter
Qual = qualifier
RL = reporting limit
RSK = Robert S. Kerr Environmental Research Laboratory
SM = Standard Method
U = nondetect
USEPA = United States Environmental Protection Agency

TABLE E.2.5-10
CORNHUSKER ARMY AMMUNITION PLANT
FEEDLOT WELL CA382-NATURAL ATTENUATION PARAMETERS

FIELD ID	CA382			CA382			CA382			CA382			CA382			CA382			CA382		
COLLECT DATE	3/19/2007			3/20/2006			3/23/2005			3/24/2004			3/24/2003			3/26/2002			3/29/2001		
	Result	RL	Qual	Result	RL	Qual	Result	RL	Qual	Result	RL	Qual	Result	RL	Qual	Result	RL	Qual	Result	RL	Qual
NATURAL ATTENUATION PARAMETERS																					
Methane RSK-175 (µg/L)	440	4.3		930	4.3		1500	8.7		1300	20		<	2	U	<	2.0	U	1.2	1	
Total Kjeldahl Nitrogen USEPA 351.2 (mg/L)	14	2		42	10	J	35	4		3.3	0.2		<	0.28	U	0.36	0.40	J	0.145	0.1	
Ammonia USEPA 350.1 (mg/L)	9.4	2.5		32	1.3		28	1		32	5		0.13	0.2	J	<	0.20	U	<	0.1	U
Nitrate/Nitrite USEPA 353.2 (mg/L)	<	0.05	U	<	0.05	U	4	2.5		<	0.1	UJ	<	0.1	U	0.077	0.10	J	<	0.5	U
Alkalinity SM 2320B (mg/L)	410	8		500	20		520	8		430	5		250	5		230	5.0		201	5	
Carbon Dioxide SM 2320B (mg/L)[1]	180	0.88		220	0.88		230	1		189	1		110	1		100	1.0		88.4	5	
Sulfate USEPA 300.1 (mg/L)	<	50	U	55	10		26	10		29	2		31	5		29	5.0		39.6	25	
Sulfide SM 4500S-2F (mg/L)	1	1		1.8	1		3	1		<	1	U	1.6	1		<	1.0	U	<	1	U
Dissolved Organic Carbon SM 5310B (mg/L)	27	2		55	4		57	4		34	1		<	1.2	U	1.2	1.0		<	5	U
Phosphorus, Total as PO4 USEPA 365.2 (mg/L)				0.43	0.02		0.41	0.15													
Chloride USEPA 300.0 (mg/L)				120	100																

Notes:
Analysis methods listed are accurate for most current sampling event. Previous analysis methods may be different.

[1]Carbon dioxide calculated from alkalinity results. Values for 2003 and 2004 were modified to be consistent with previous years' results.

< = less than reporting limit
µg/L = micrograms per liter
ID = identification number
J = estimated
mg/L = milligrams per liter
Qual = qualifier
RL = reporting limit
RSK = Robert S. Kerr Environmental Research Laboratory
SM = Standard Method
U = nondetect
USEPA = United States Environmental Protection Agency

TABLE E.2.5-10
CORNHUSKER ARMY AMMUNITION PLANT
FEEDLOT WELL CA382-NATURAL ATTENUATION PARAMETERS

FIELD ID	CA382		
COLLECT DATE	3/22/2000		
	Result	RL	Qual
NATURAL ATTENUATION PARAMETERS			
Methane RSK-175 (µg/L)	<	1.4	U
Total Kjeldahl Nitrogen USEPA 351.2 (mg/L)	<	0.1	U
Ammonia USEPA 350.1 (mg/L)	<	0.1	U
Nitrate/Nitrite USEPA 353.2 (mg/L)	<	1	U
Alkalinity SM 2320B (mg/L)	240	5	
Carbon Dioxide SM 2320B (mg/L)[1]	106	2.2	
Sulfate USEPA 300.1 (mg/L)	27.5	2	
Sulfide SM 4500S-2F (mg/L)	<	1	U
Dissolved Organic Carbon SM 5310B (mg/L)	8.8	5	
Phosphorus, Total as PO4 USEPA 365.2 (mg/L)			
Chloride USEPA 300.0 (mg/L)			

Notes:
Analysis methods listed are accurate for most current sampling event. Previous analysis methods may be different.

[1]Carbon dioxide calculated from alkalinity results. Values for 2003 and 2004 were modified to be consistent with previous years' results.

< = less than reporting limit
µg/L = micrograms per liter
ID = identification number
J = estimated
mg/L = milligrams per liter
Qual = qualifier
RL = reporting limit
RSK = Robert S. Kerr Environmental Research Laboratory
SM = Standard Method
U = nondetect
USEPA = United States Environmental Protection Agency

TABLE E.2.5-11
CORNHUSKER ARMY AMMUNITION PLANT
FEEDLOT WELL CA390-NATURAL ATTENUATION PARAMETERS

FIELD ID	CA390			CA390			CA390			CA390			CA390			CA390			CA390		
COLLECT DATE	None			3/7/2013			3/6/2012			3/9/2011			3/18/2010			3/11/2009			3/11/2008		
	Result	RL	Qual	Result	RL	Qual	Result	RL	Qual	Result	RL	Qual	Result	RL	Qual	Result	RL	Qual	Result	RL	Qual
NATURAL ATTENUATION PARAMETERS																					
Methane RSK-175 (µg/L)				5.2	5		4	5	J	<	5	UJ	0.73	5	J	0.88	0.31		<	1.7	U
Total Kjeldahl Nitrogen USEPA 351.2 (mg/L)				2.38	1		1.9	1		0.858	1	J	0.59	1	J	<	1	U	<	1	U
Ammonia USEPA 350.1 (mg/L)	**Abandoned**			0.175	0.25	J	<	0.25	U	<	0.25	UJ	0.14	0.1	J	<	0.05	U	0.21	0.05	
Nitrate/Nitrite USEPA 353.2 (mg/L)	**2013**			15.4	0.1		15	0.1		12	0.1		18	0.5		2	0.5		10	0.5	
Alkalinity SM 2320B (mg/L)				345	1.25		360	1.25		285	1		320	5		270	20		260	2	
Carbon Dioxide SM 2320B (mg/L)[1]				153	10		160	1.25		127	0.4		140	2.2		120	0.22		114	0.88	
Sulfate USEPA 300.1 (mg/L)				161	10		153	5		176	5		170	25		150	20		140	10	
Sulfide SM 4500S-2F (mg/L)				0.2	2	J	0.8	2	J	0.2	2	J	<	4	U	<	1	U	<	1	U
Dissolved Organic Carbon SM 5310B (mg/L)				10.4	1		11	1		13	1		10	1		6.6	1		7.7	1	
Phosphorus, Total as PO4 USEPA 365.2 (mg/L)																					
Chloride USEPA 300.0 (mg/L)																					

Notes:
Analysis methods listed are accurate for most current sampling event. Previous analysis methods may be different.

[1]Carbon dioxide calculated from alkalinity results. Values for 2003 and 2004 were modified to be consistent with previous years' results.

< = less than reporting limit
µg/L = micrograms per liter
ID = identification number
J = estimated
mg/L = milligrams per liter
Qual = qualifier
RL = reporting limit
RSK = Robert S. Kerr Environmental Research Laboratory
SM = Standard Method
U = nondetect
USEPA = United States Environmental Protection Agency

TABLE E.2.5-11
CORNHUSKER ARMY AMMUNITION PLANT
FEEDLOT WELL CA390-NATURAL ATTENUATION PARAMETERS

FIELD ID	CA390			CA390			CA390			CA390			CA390			CA390			CA390		
COLLECT DATE	None			3/29/2006			None			3/24/2004			3/24/2003			3/26/2002			3/29/2001		
	Result	RL	Qual	Result	RL	Qual	Result	RL	Qual	Result	RL	Qual	Result	RL	Qual	Result	RL	Qual	Result	RL	Qual
NATURAL ATTENUATION PARAMETERS																					
Methane RSK-175 (µg/L)				<	0.87	U				<	2	U	<	2	U	<	2.0	U	<	1	U
Total Kjeldahl Nitrogen USEPA 351.2 (mg/L)				1.5	1					0.84	0.2		1.1	0.2	J	1.4	0.40	J	0.235	0.1	
Ammonia USEPA 350.1 (mg/L)	**No 2007 Sample**			0.098	0.05		**No 2005 Sample**			<	0.25	U	0.12	0.2	J	<	0.20	U	0.120	0.1	
Nitrate/Nitrite USEPA 353.2 (mg/L)	**Well Dry**			3.6	0.1		**Well Dry**			0.49	0.1		1.1	0.1		5.4	0.20		2.43	0.5	
Alkalinity SM 2320B (mg/L)				310	8					280	5		220	5	J	340	5.0		319	5	
Carbon Dioxide SM 2320B (mg/L)[1]				140	0.88					123	1		110	1	J	150	1.0		140	5	
Sulfate USEPA 300.1 (mg/L)				130	50					97	2		110	5		110	5.0		84.1	25	
Sulfide SM 4500S-2F (mg/L)				<	1	U				<	1	U	1	1		<	1.0	U	<	1	U
Dissolved Organic Carbon SM 5310B (mg/L)				8.7	1					7	1		8.3	1		9.1	1.0		15.3	5	
Phosphorus, Total as PO4 USEPA 365.2 (mg/L)							0.39	0.15													
Chloride USEPA 300.0 (mg/L)																					

Notes:
Analysis methods listed are accurate for most current sampling event. Previous analysis methods may be different.

[1]Carbon dioxide calculated from alkalinity results. Values for 2003 and 2004 were modified to be consistent with previous years' results.

< = less than reporting limit
µg/L = micrograms per liter
ID = identification number
J = estimated
mg/L = milligrams per liter
Qual = qualifier
RL = reporting limit
RSK = Robert S. Kerr Environmental Research Laboratory
SM = Standard Method
U = nondetect
USEPA = United States Environmental Protection Agency

TABLE E.2.5-11
CORNHUSKER ARMY AMMUNITION PLANT
FEEDLOT WELL CA390-NATURAL ATTENUATION PARAMETERS

FIELD ID	CA390		
COLLECT DATE	3/22/2000		
	Result	RL	Qual
NATURAL ATTENUATION PARAMETERS			
Methane RSK-175 (µg/L)	<	1	UJ
Total Kjeldahl Nitrogen USEPA 351.2 (mg/L)	1.51	0.1	
Ammonia USEPA 350.1 (mg/L)	0.531	0.1	
Nitrate/Nitrite USEPA 353.2 (mg/L)	7.61	1	
Alkalinity SM 2320B (mg/L)	210	5	
Carbon Dioxide SM 2320B (mg/L)[1]	92.4	2.2	
Sulfate USEPA 300.1 (mg/L)	85.3	2	
Sulfide SM 4500S-2F (mg/L)	<	1	U
Dissolved Organic Carbon SM 5310B (mg/L)	18.7	5	
Phosphorus, Total as PO4 USEPA 365.2 (mg/L)			
Chloride USEPA 300.0 (mg/L)			

Notes:
Analysis methods listed are accurate for most current sampling event. Previous analysis methods may be different.

[1]Carbon dioxide calculated from alkalinity results. Values for 2003 and 2004 were modified to be consistent with previous years' results.

< = less than reporting limit
µg/L = micrograms per liter
ID = identification number
J = estimated
mg/L = milligrams per liter
Qual = qualifier
RL = reporting limit
RSK = Robert S. Kerr Environmental Research Laboratory
SM = Standard Method
U = nondetect
USEPA = United States Environmental Protection Agency

CORNHUSKER ARMY AMMUNITION PLANT
WELL G0011 - RDX

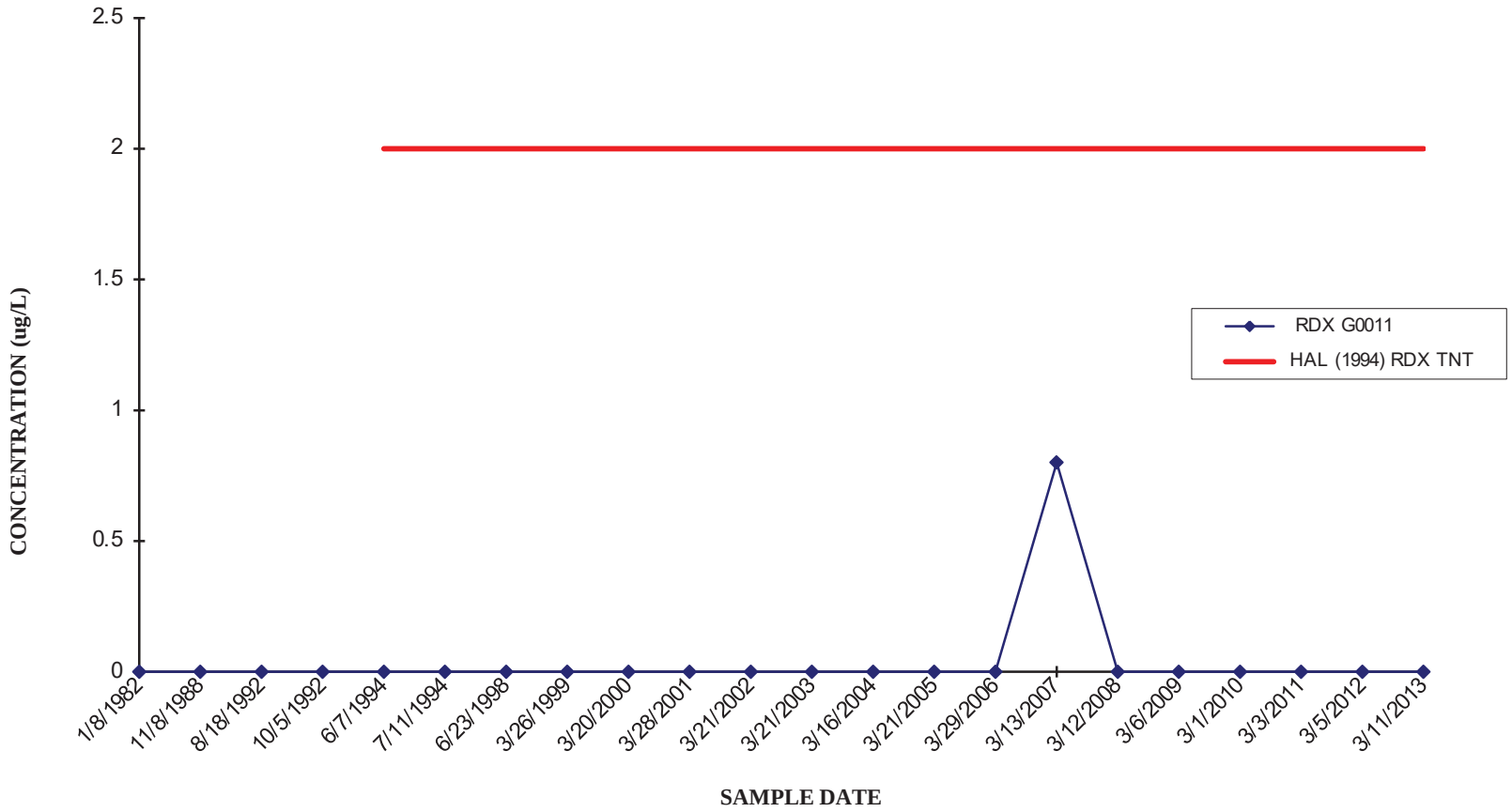

Note: Well G0011 was abandoned in 2013

CORNHUSKER ARMY AMMUNITION PLANT
WELL G0013 - RDX AND TNT

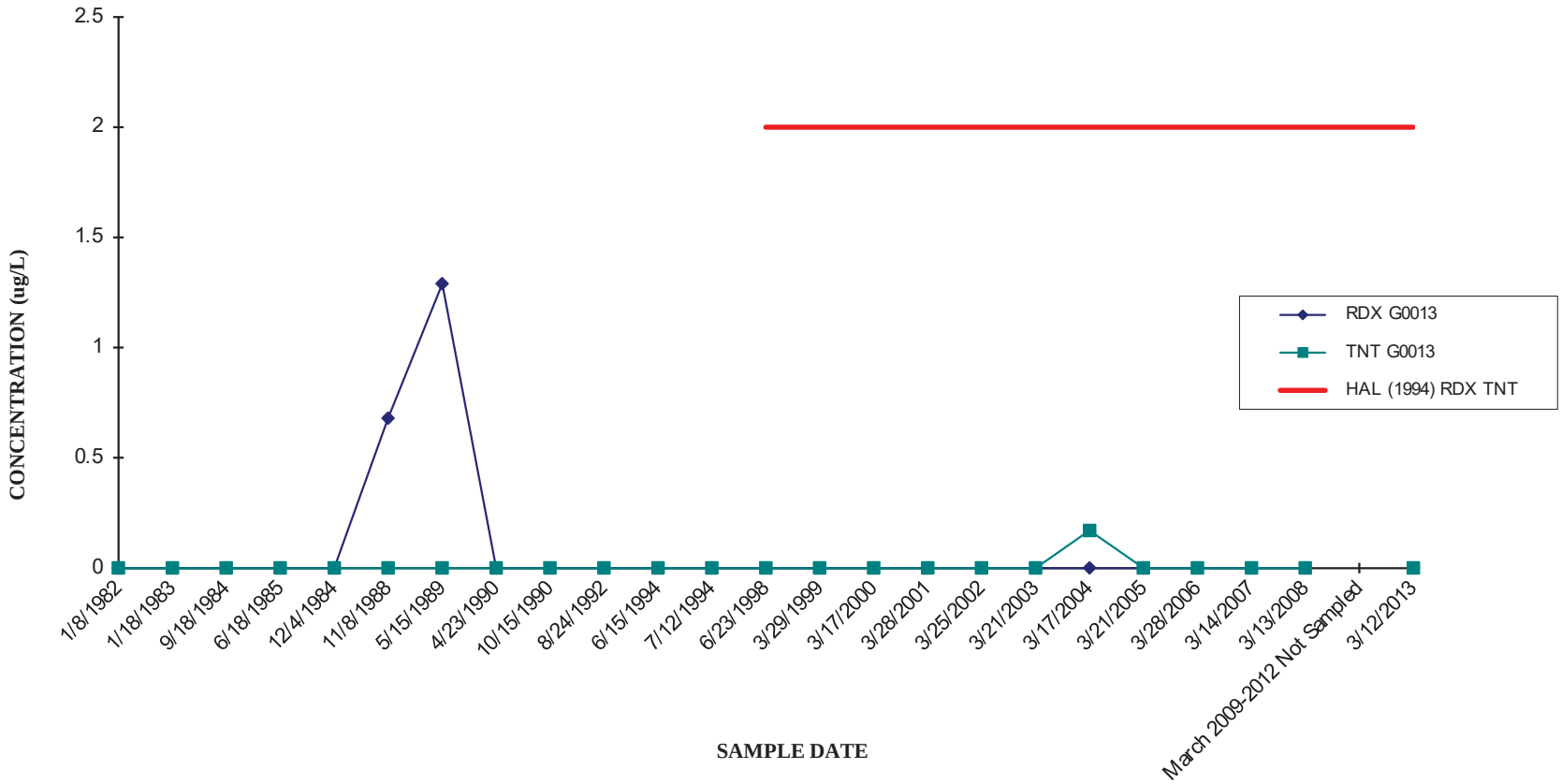

Note: Well G0013 was abandoned in 2013

CORNHUSKER ARMY AMMUNITION PLANT
WELL G0014 - HMX AND TNT

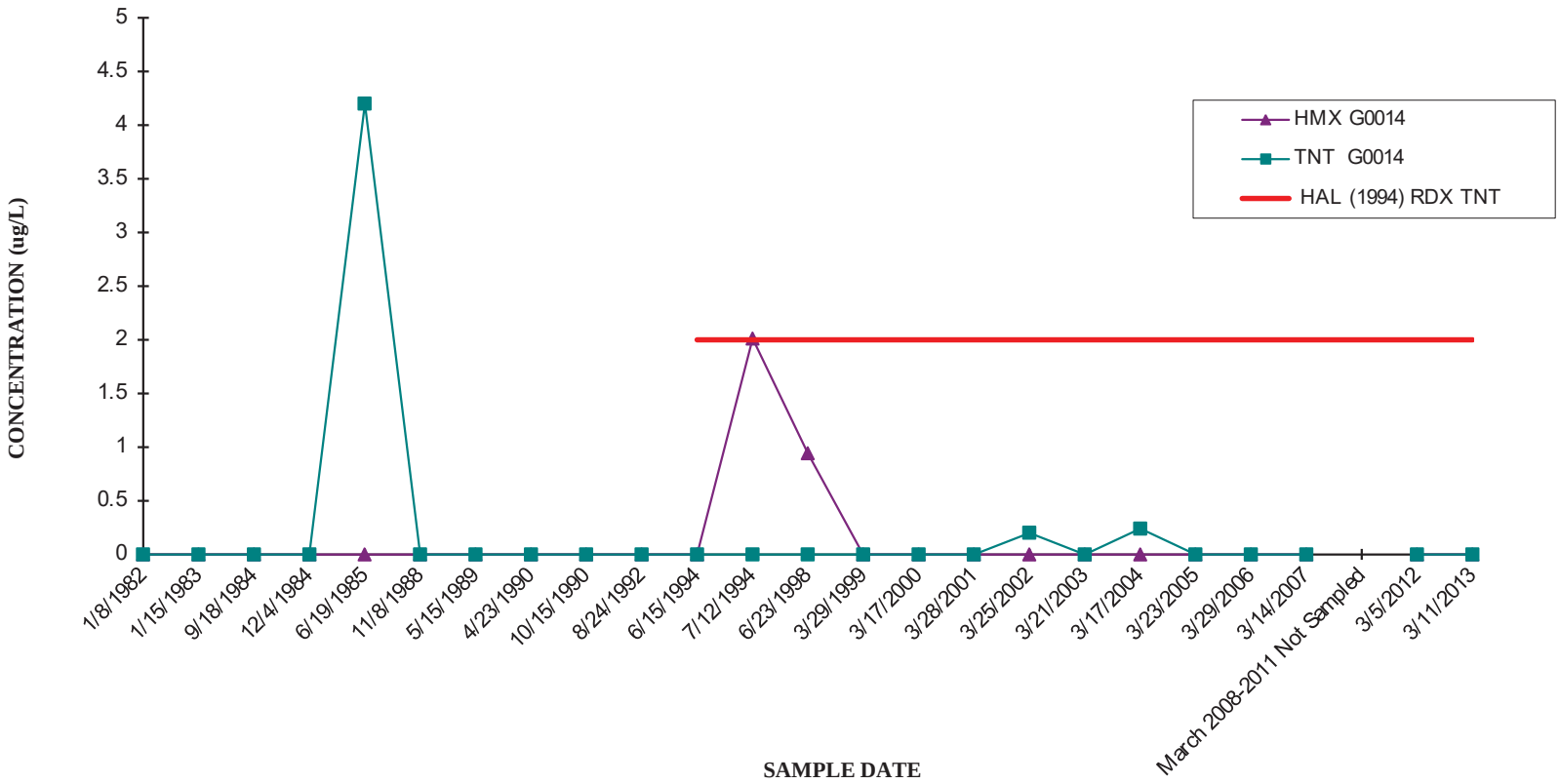

Note: Well G0014 was abandoned in 2013

CORNHUSKER ARMY AMMUNITION PLANT
WELL G0015 - TNT

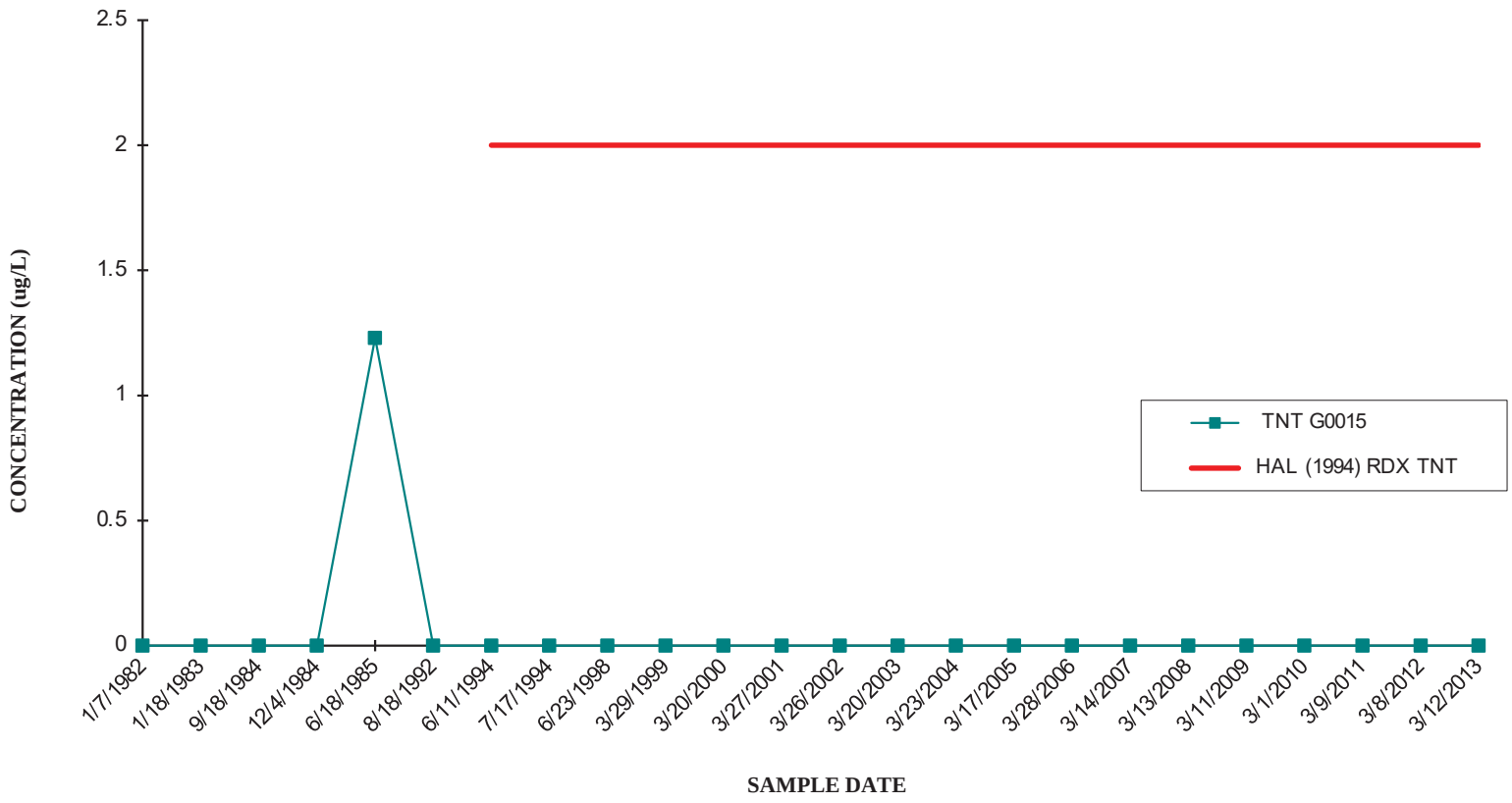

Note: Well G0015 was abandoned in 2013

CORNHUSKER ARMY AMMUNITION PLANT
WELL G0016 - HMX, RDX, AND TNT

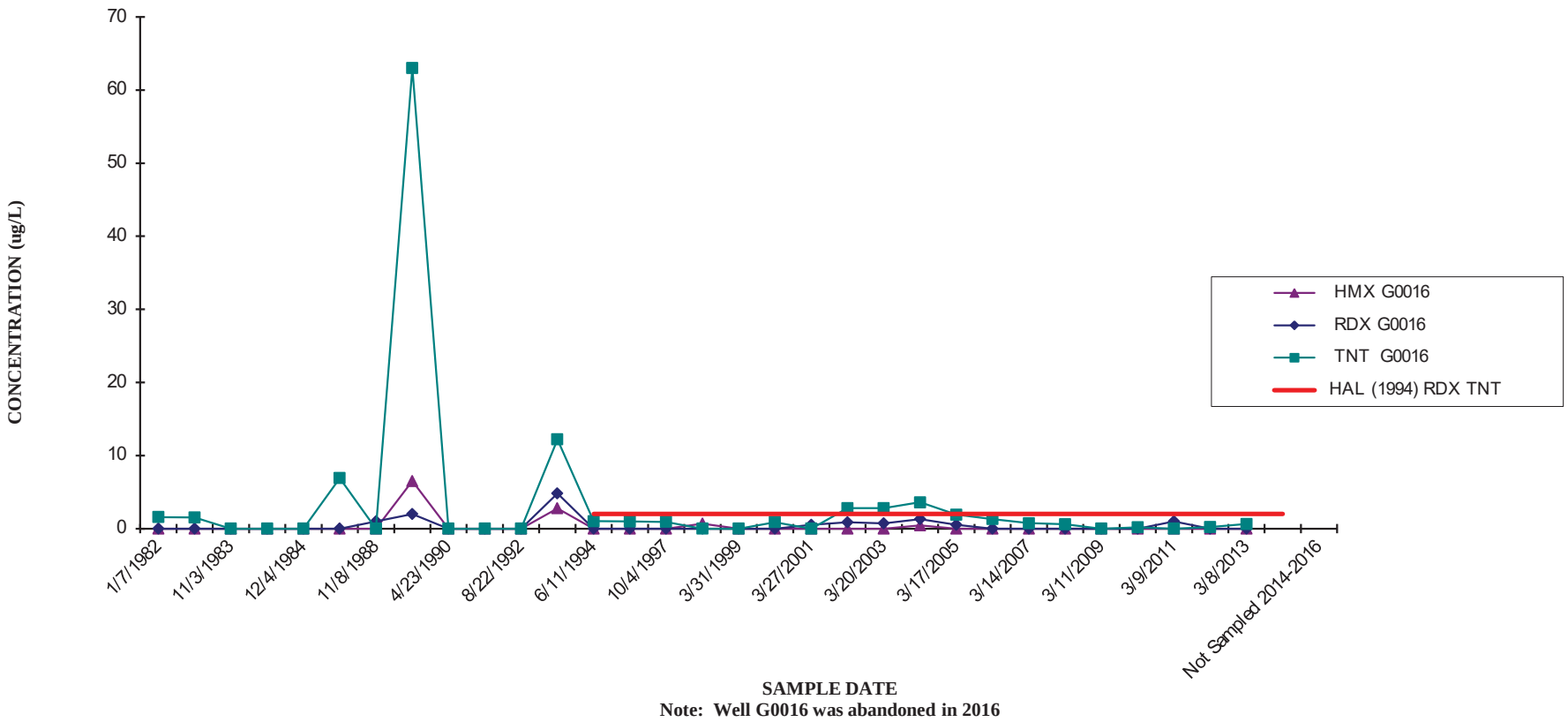

Note: Well G0016 was abandoned in 2016

CORNHUSKER ARMY AMMUNITION PLANT
WELL G0017 - HMX, RDX, AND TNT

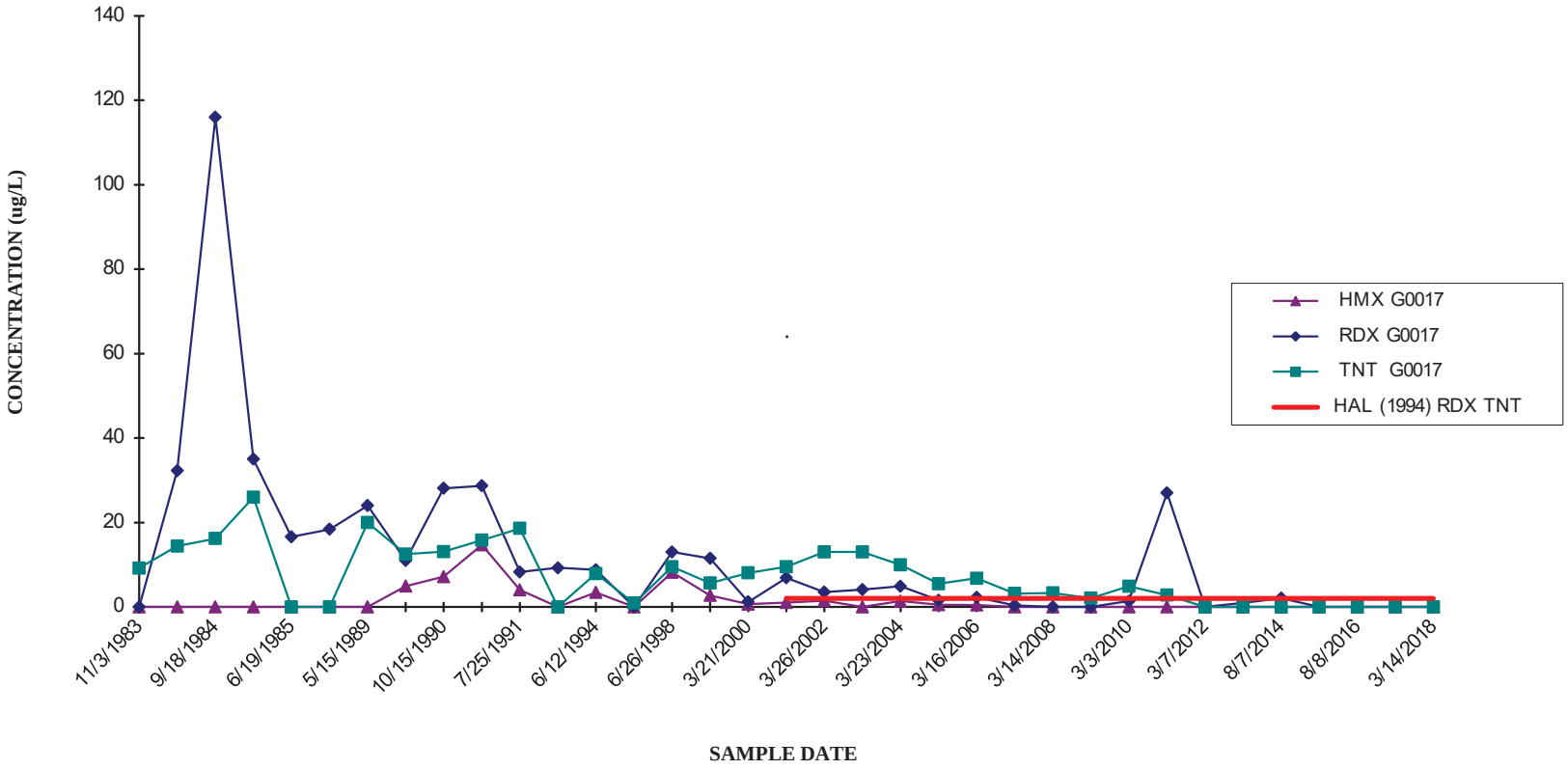

CORNHUSKER ARMY AMMUNITION PLANT
WELL G0019 - HMX, RDX, AND TNT

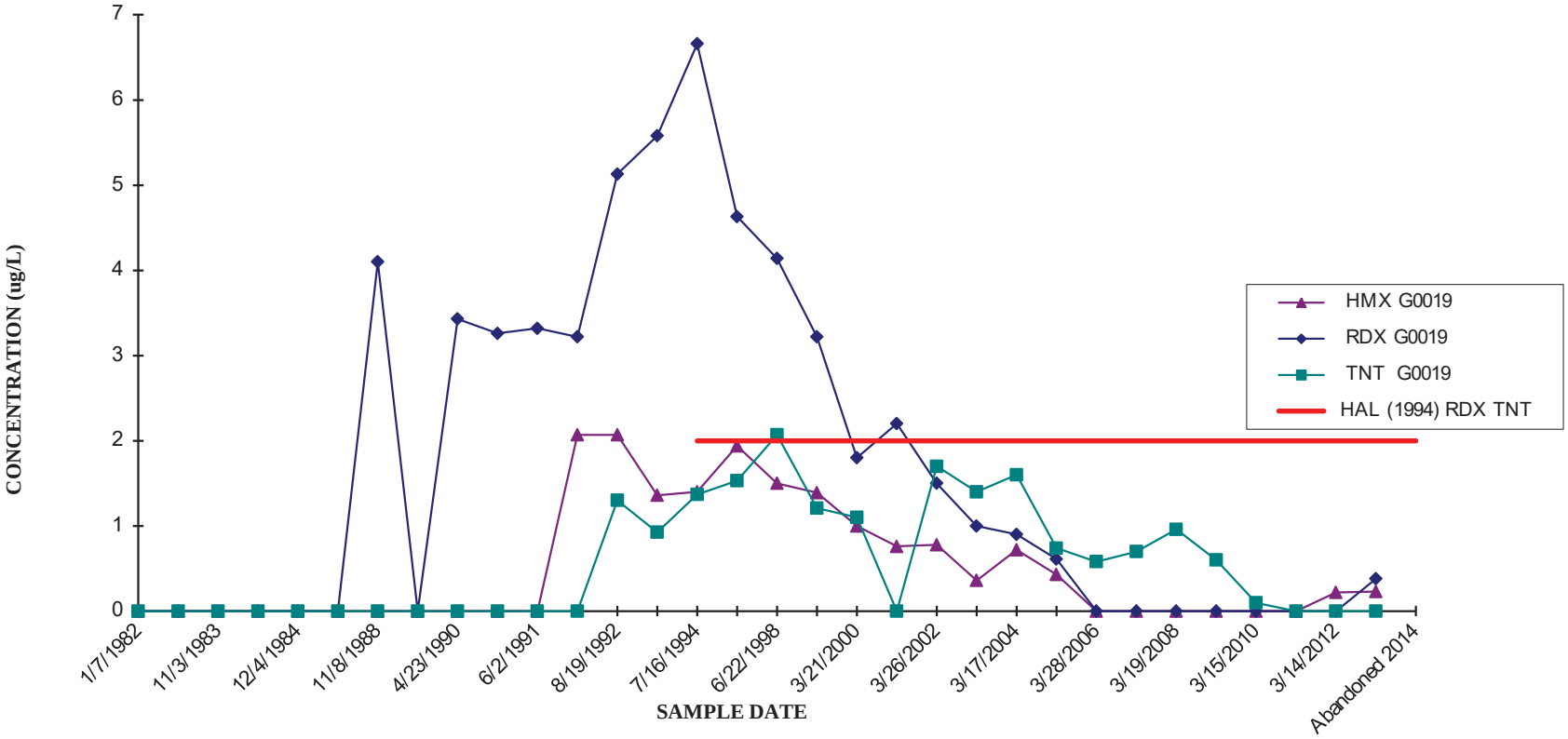

Note: Well G0019 was abandoned in 2014

CORNHUSKER ARMY AMMUNITION PLANT
WELL G0020 - HMX, RDX, AND TNT

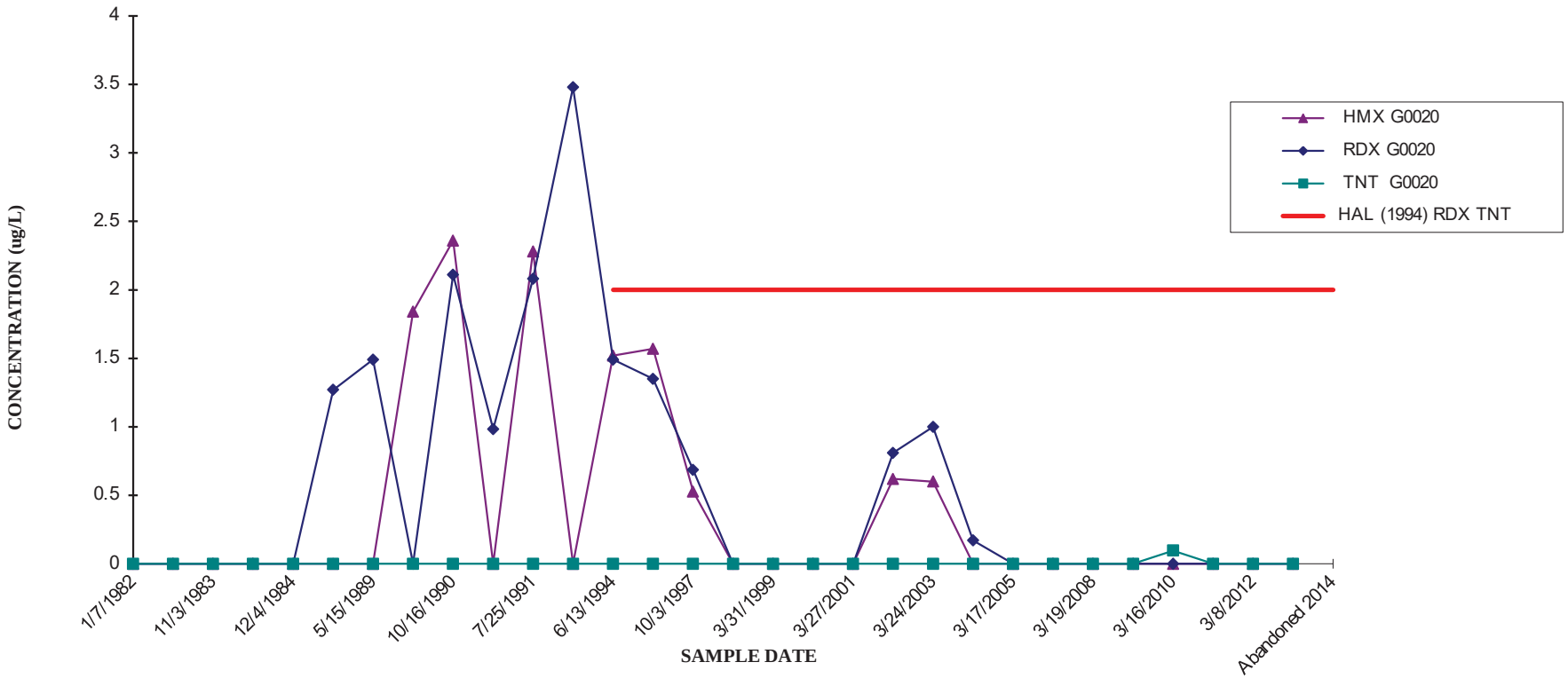

Note: Well G0020 was abandoned in 2014

CORNHUSKER ARMY AMMUNITION PLANT
WELL G0021 - HMX AND RDX

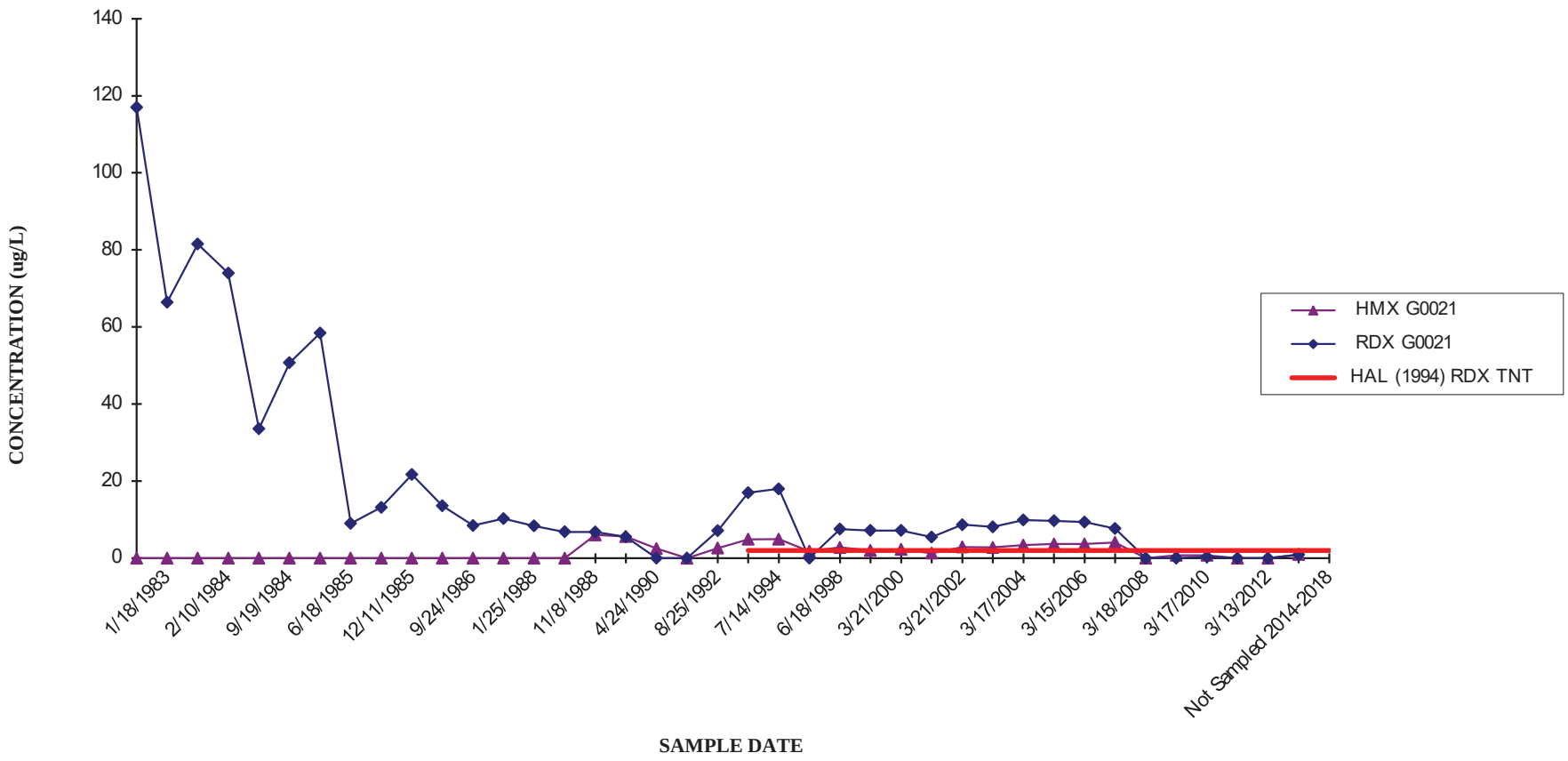

CORNHUSKER ARMY AMMUNITION PLANT
WELL G0022 - HMX, RDX, AND TNT

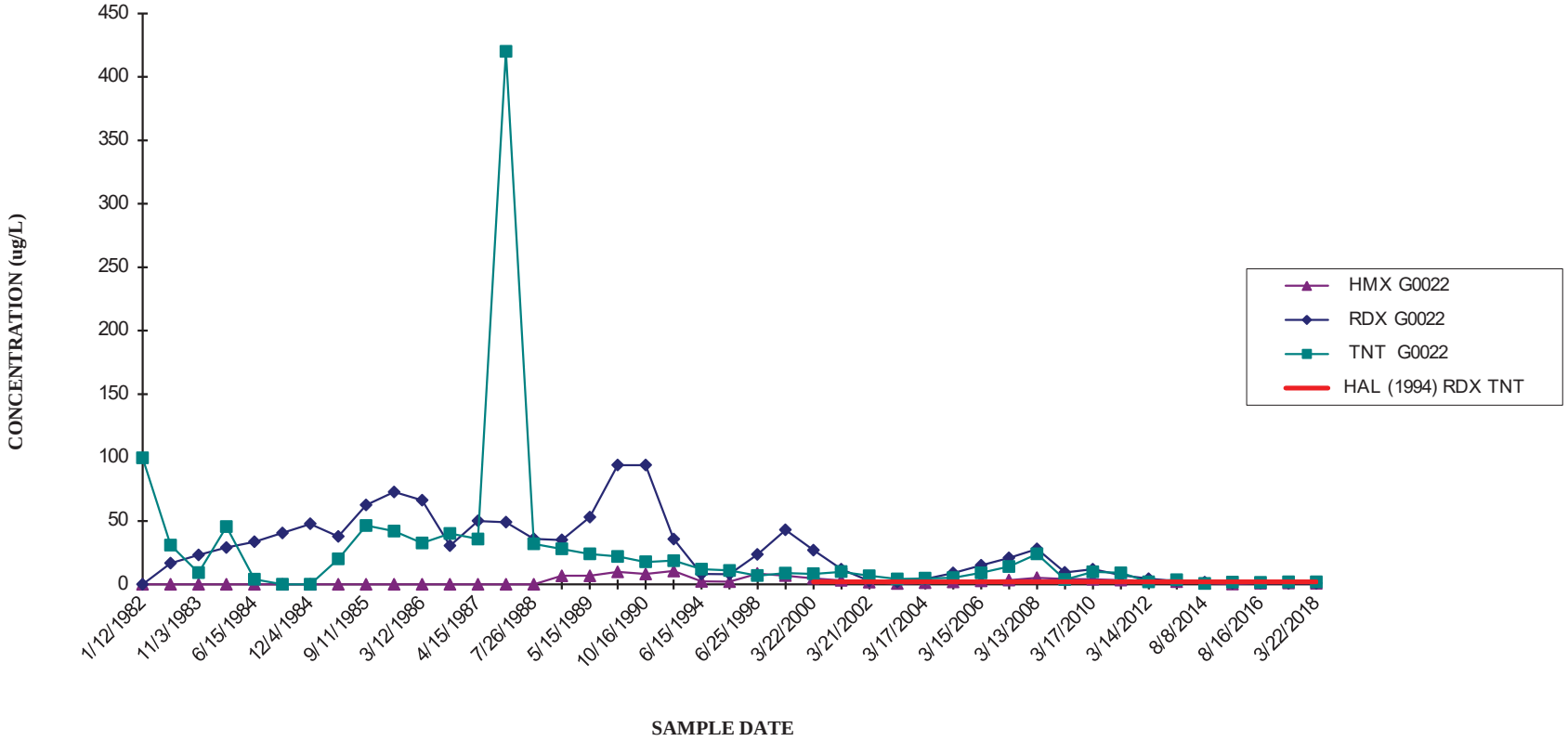

CORNHUSKER ARMY AMMUNITION PLANT
WELL G0023 - HMX, RDX, AND TNT

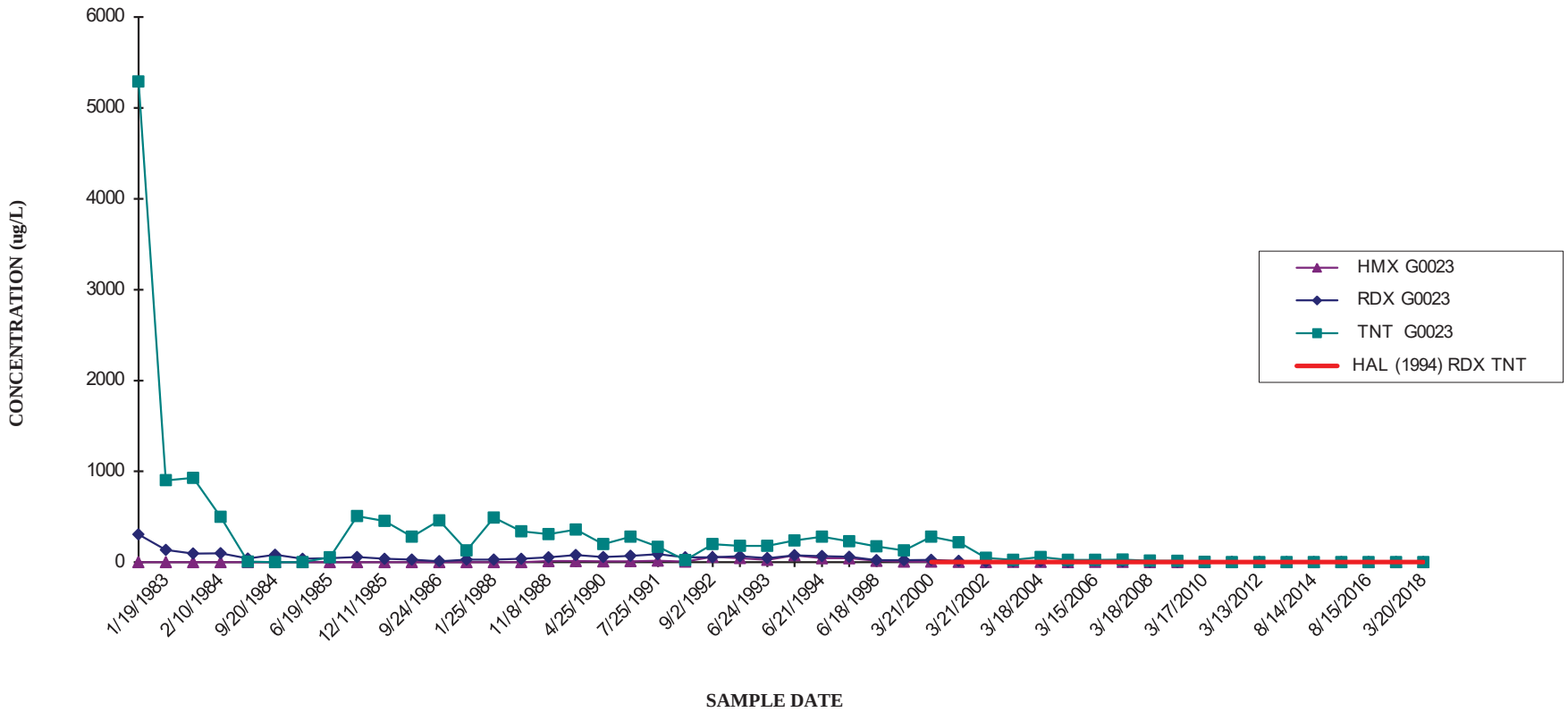

CORNHUSKER ARMY AMMUNITION PLANT
WELL G0024 - HMX, RDX AND TNT

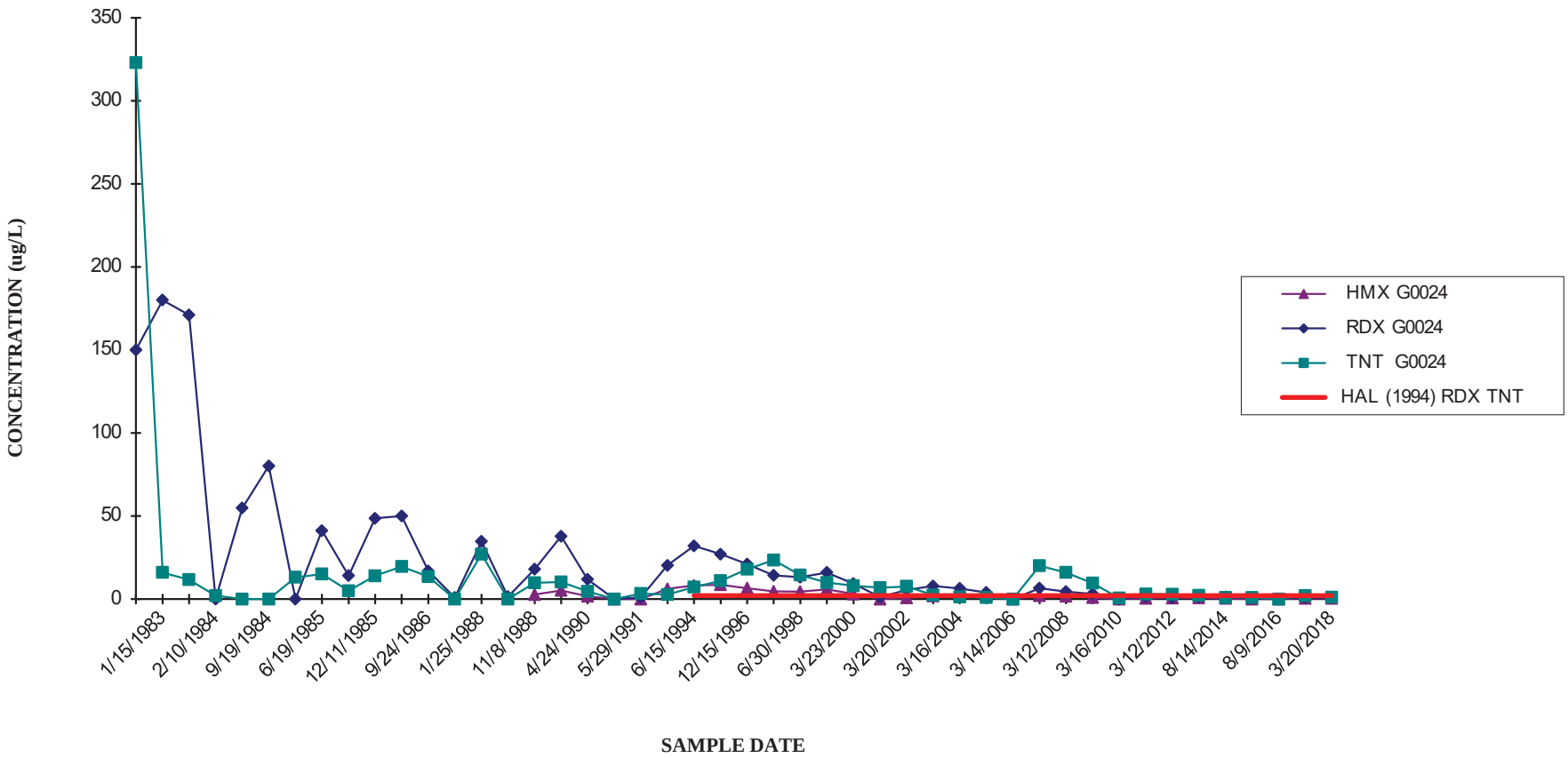

CORNHUSKER ARMY AMMUNITION PLANT
WELL G0028 - HMX AND RDX

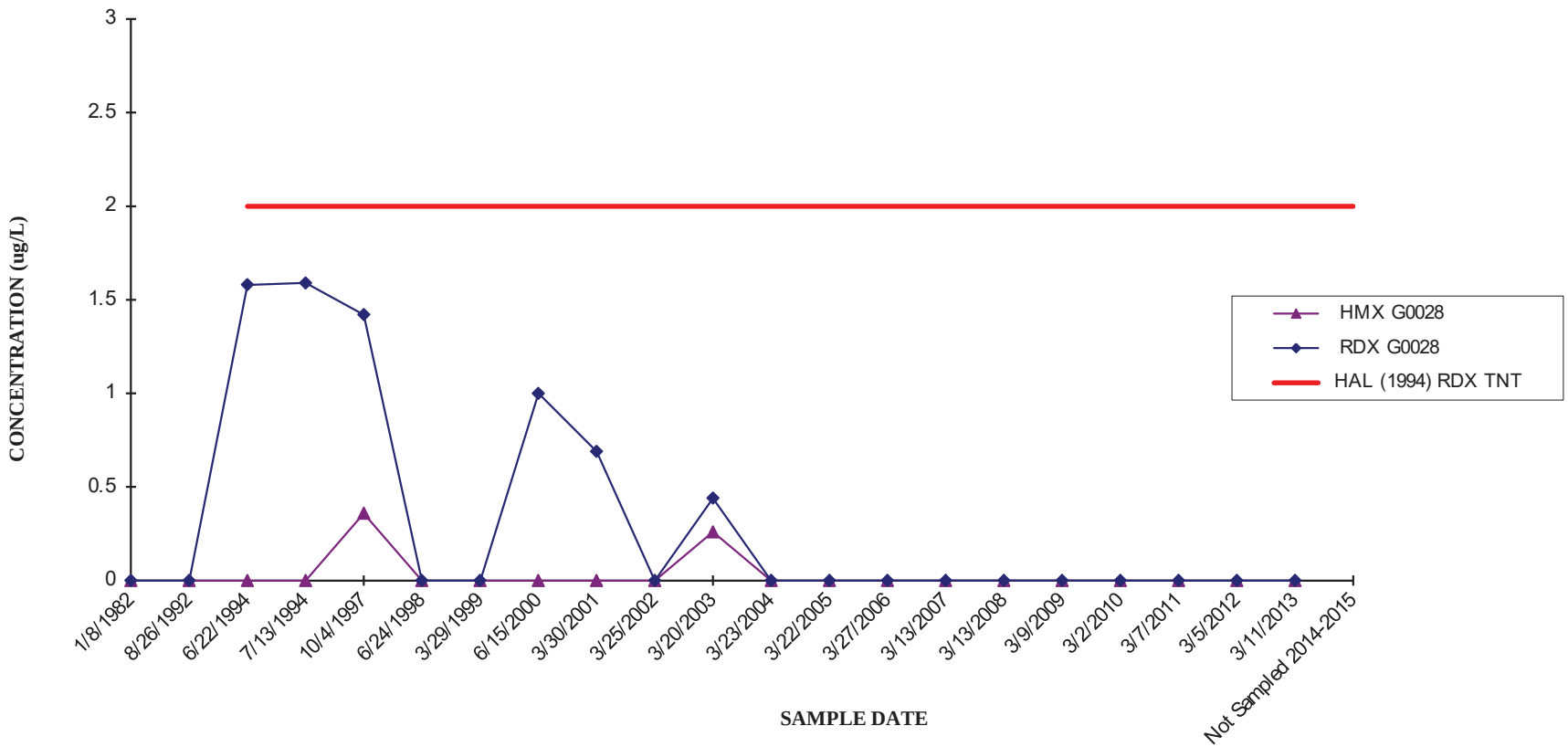

Note: Well G0028 was abandoned in 2016

CORNHUSKER ARMY AMMUNITION PLANT
WELL G0030 - RDX

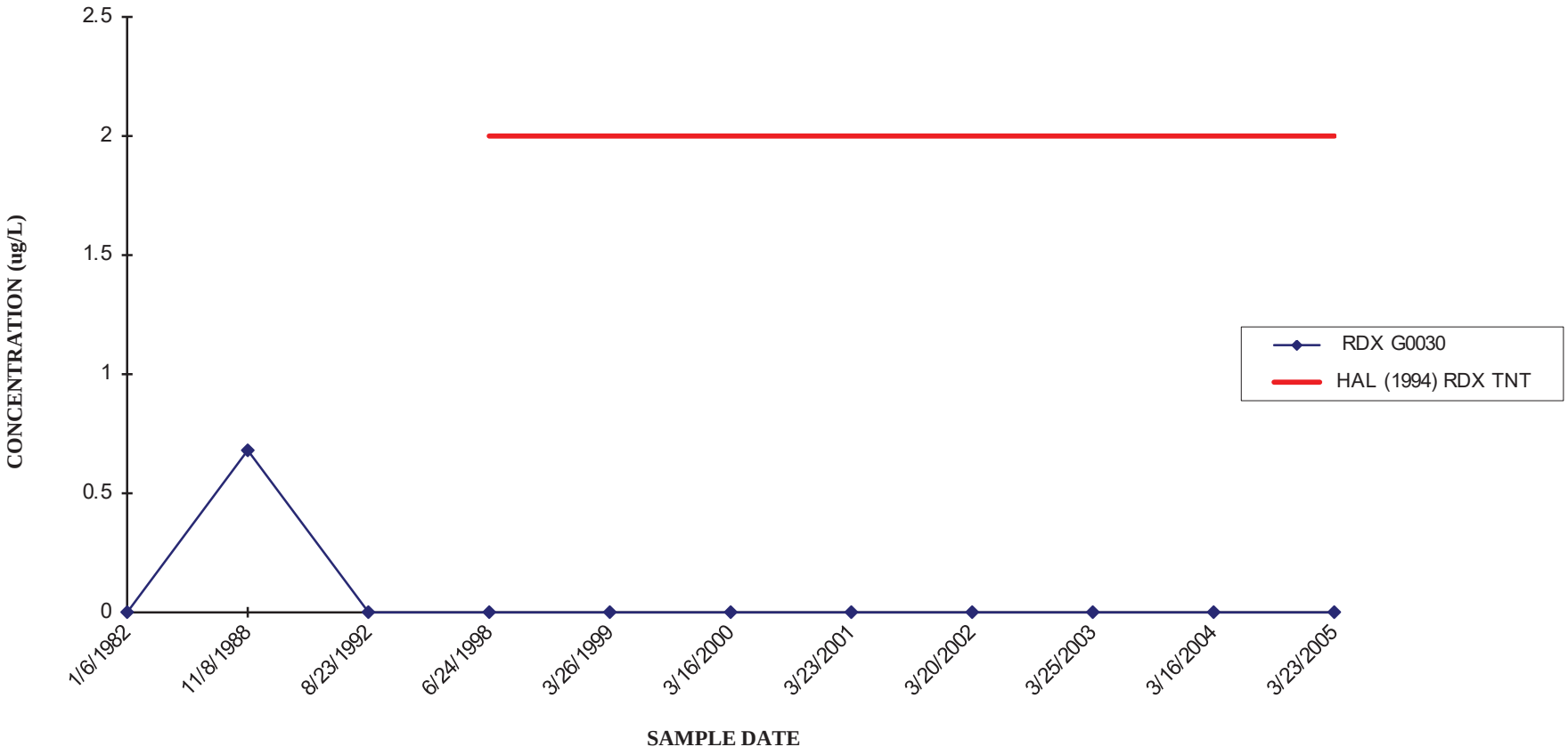

NOTE: Well G0030 was abandoned in 2005.

CORNHUSKER ARMY AMMUNITION PLANT
WELL G0044 - HMX AND RDX

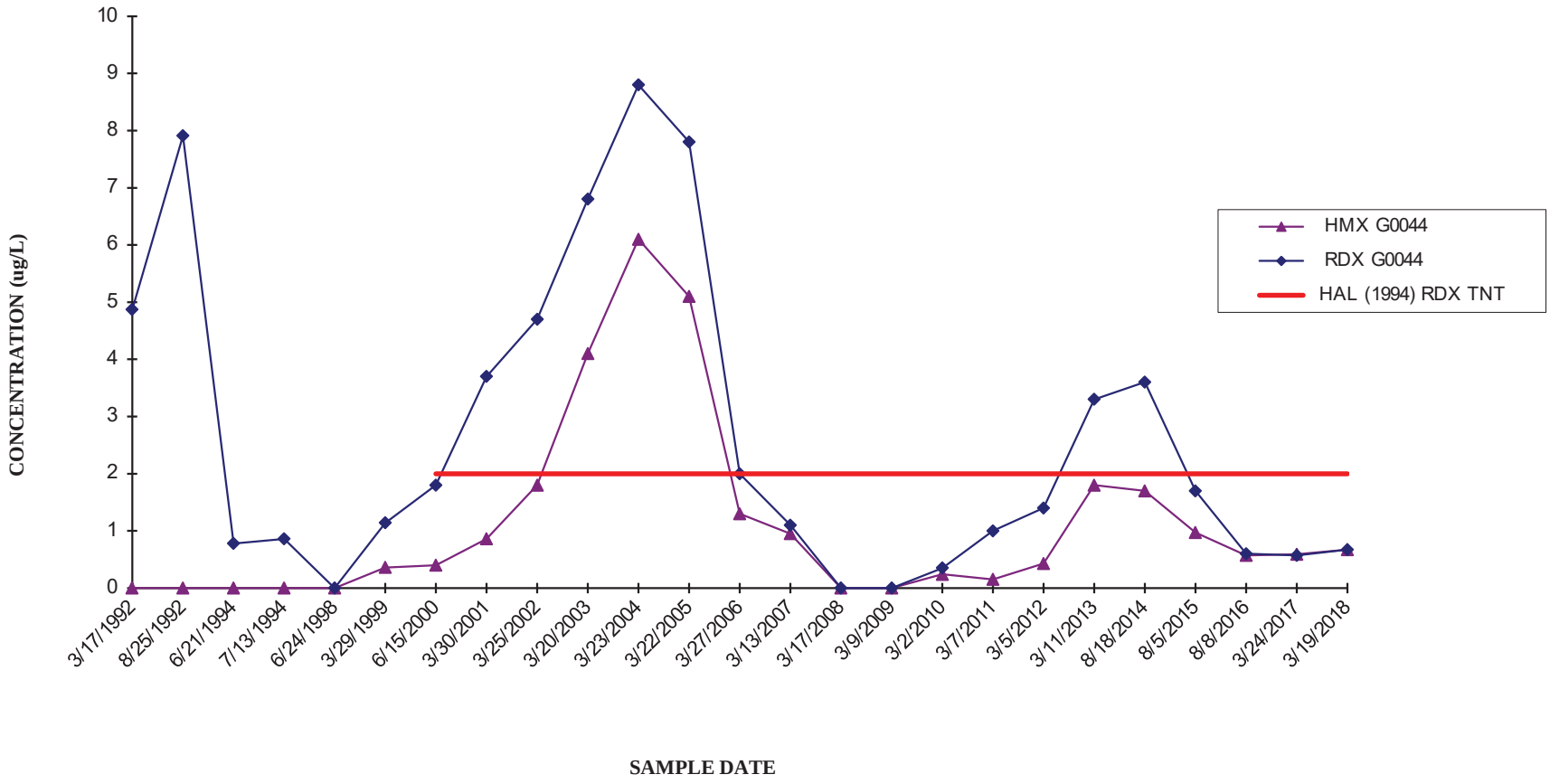

CORNHUSKER ARMY AMMUNITION PLANT
WELL G0045 - HMX

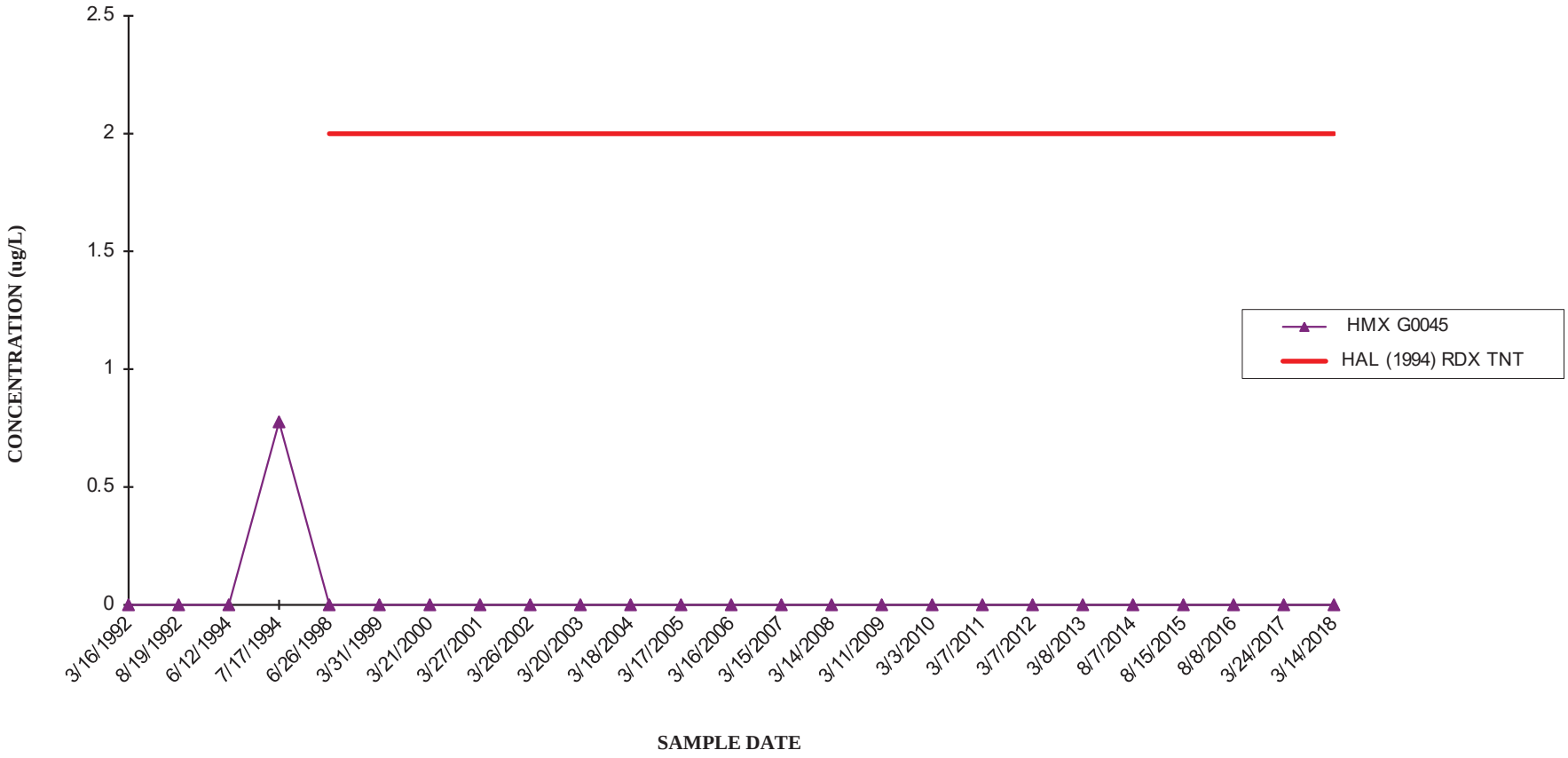

CORNHUSKER ARMY AMMUNITION PLANT
WELL G0047 - TNT

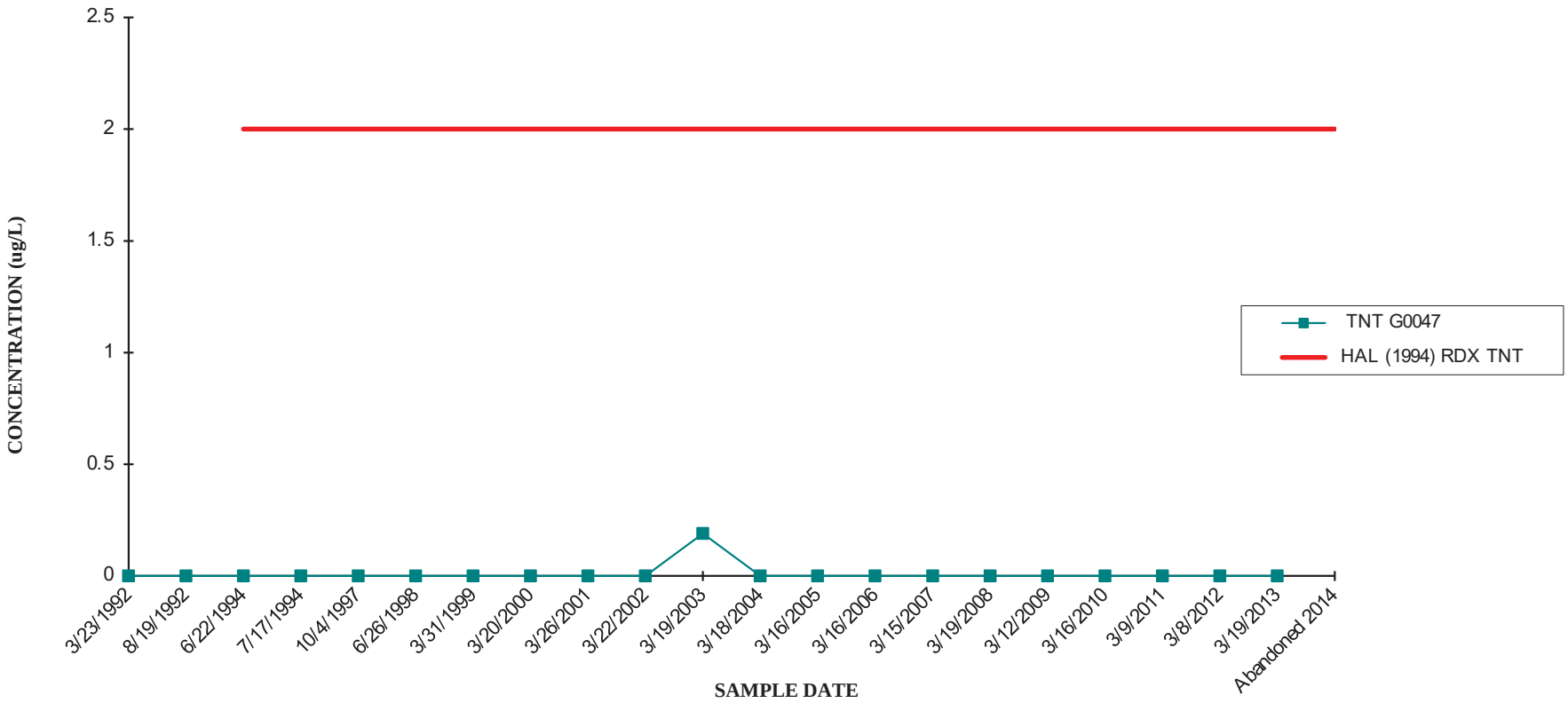

Note: Well G0047 was abandoned in 2014

CORNHUSKER ARMY AMMUNITION PLANT
WELL G0048 - HMX, RDX, AND TNT

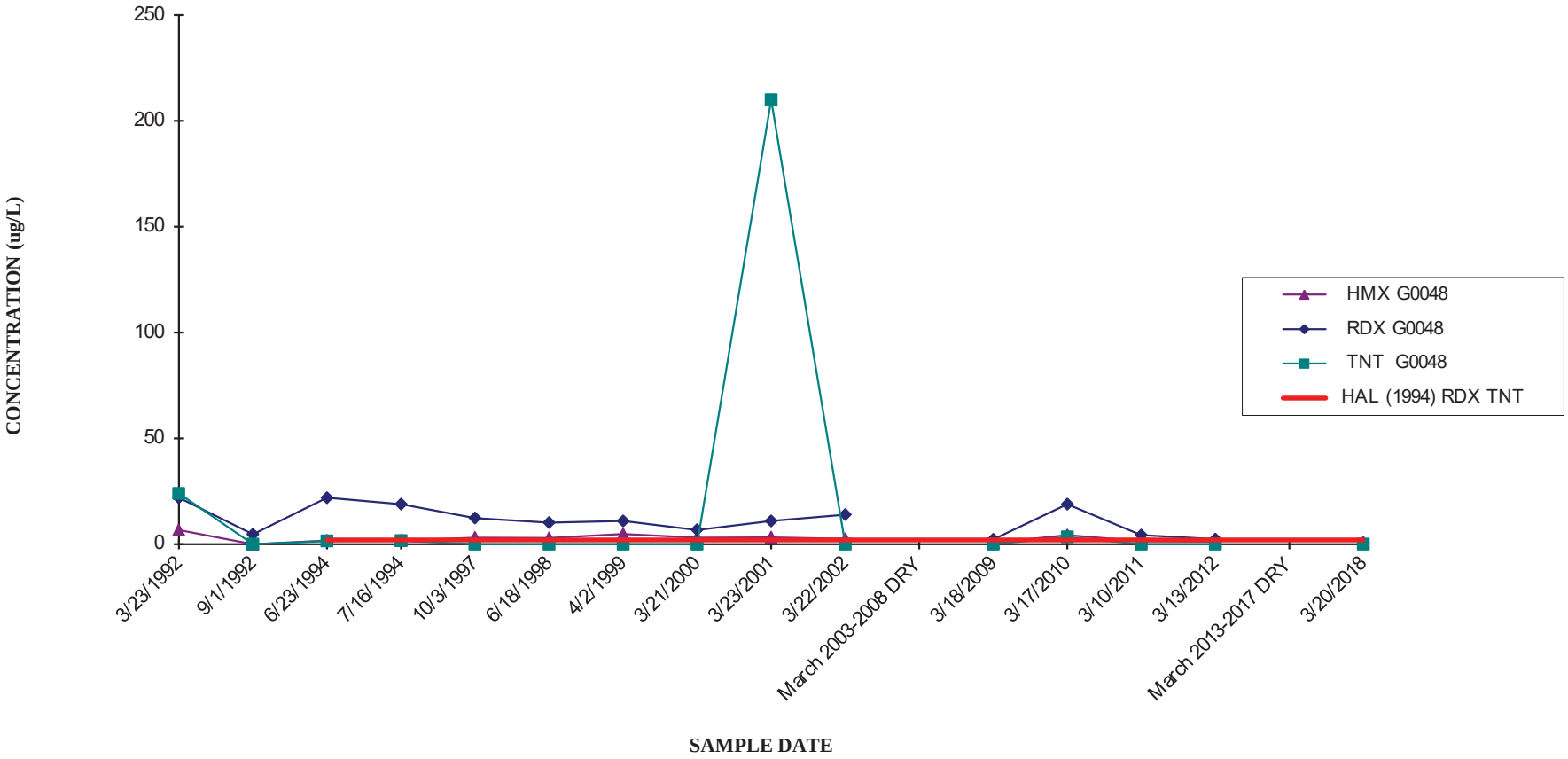

CORNHUSKER ARMY AMMUNITION PLANT
WELL G0049 - HMX, RDX, AND TNT

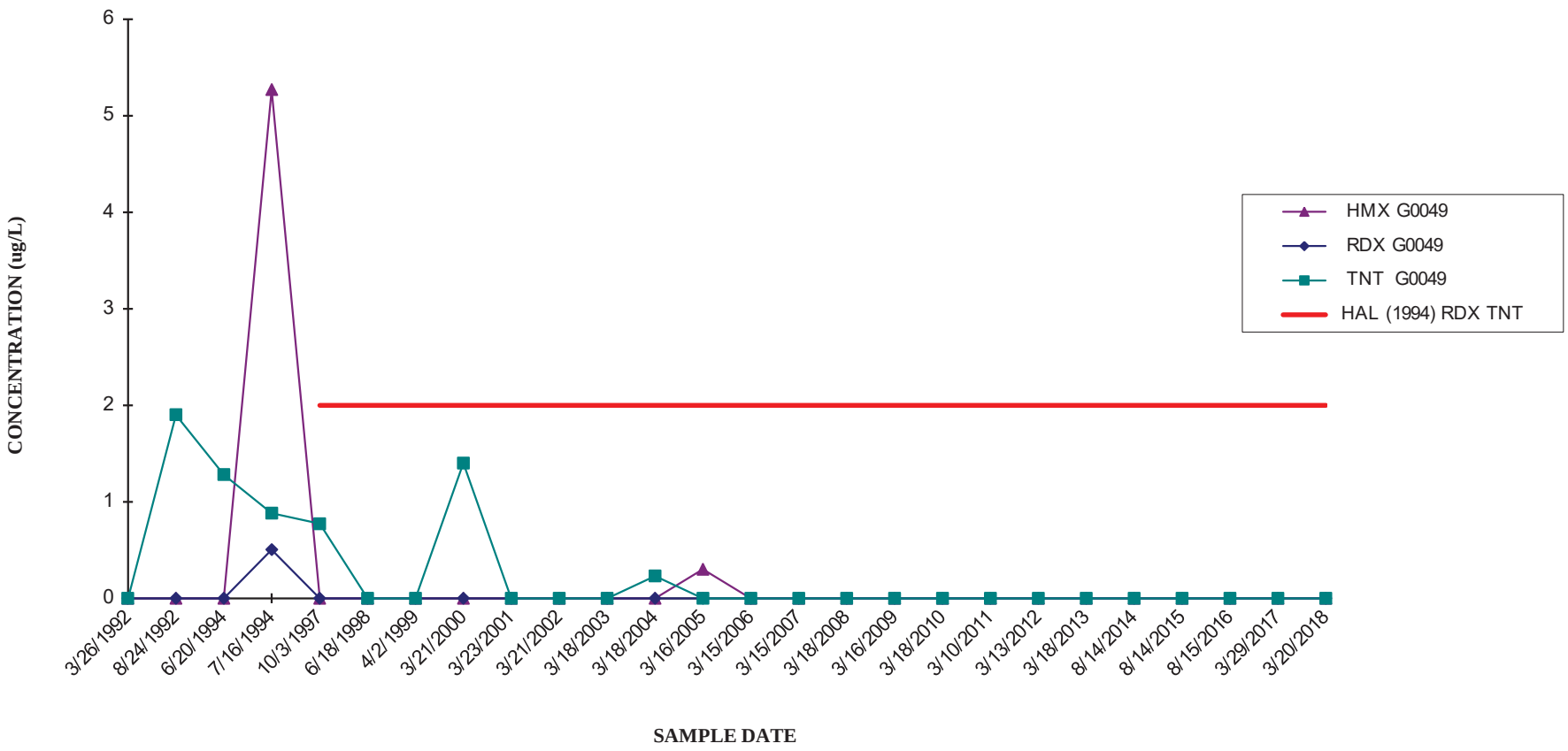

CORNHUSKER ARMY AMMUNITION PLANT
WELL G0063 - HMX AND RDX

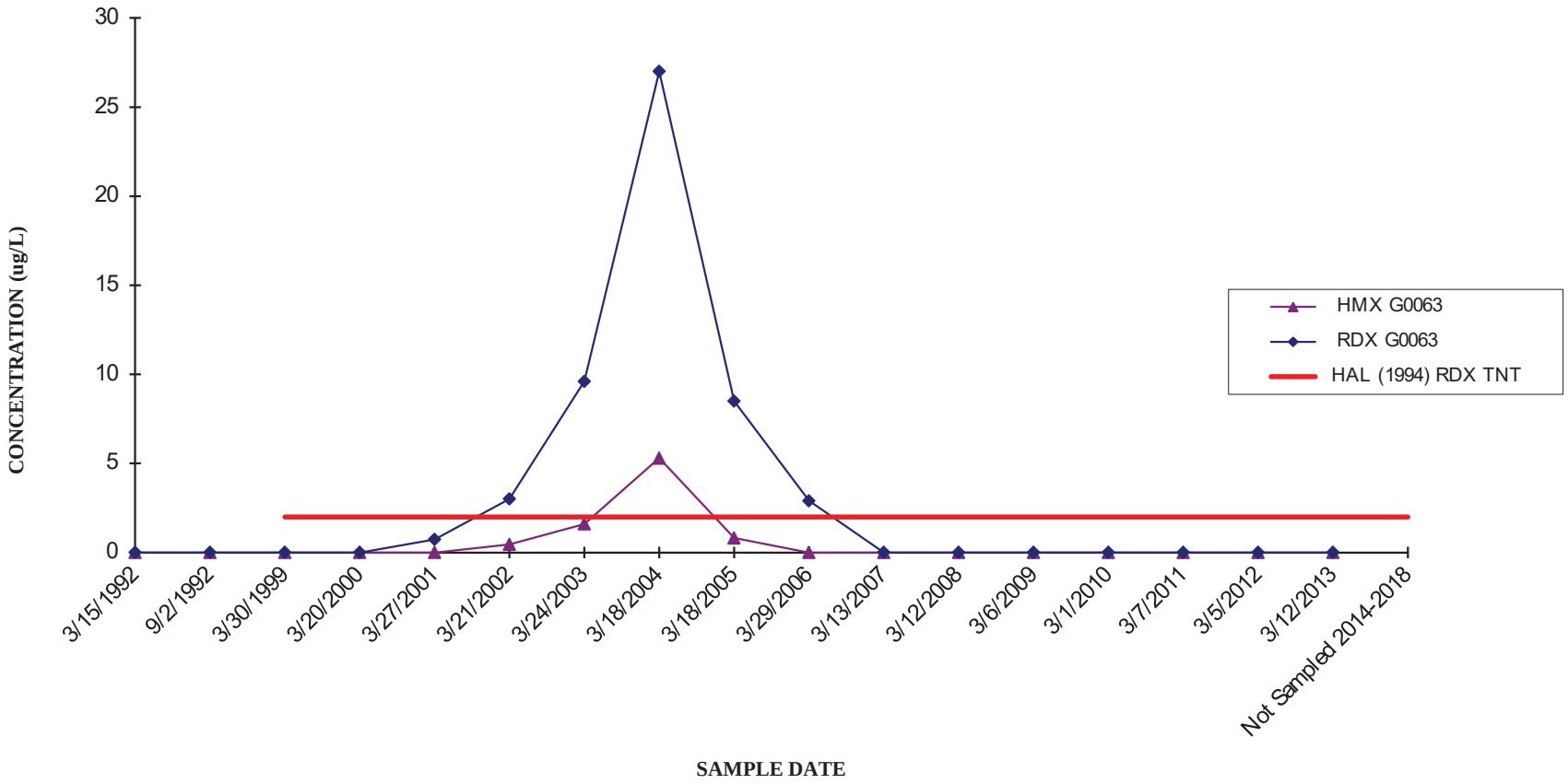

CORNHUSKER ARMY AMMUNITION PLANT
WELL G0066/G0066R* - HMX, RDX, AND TNT

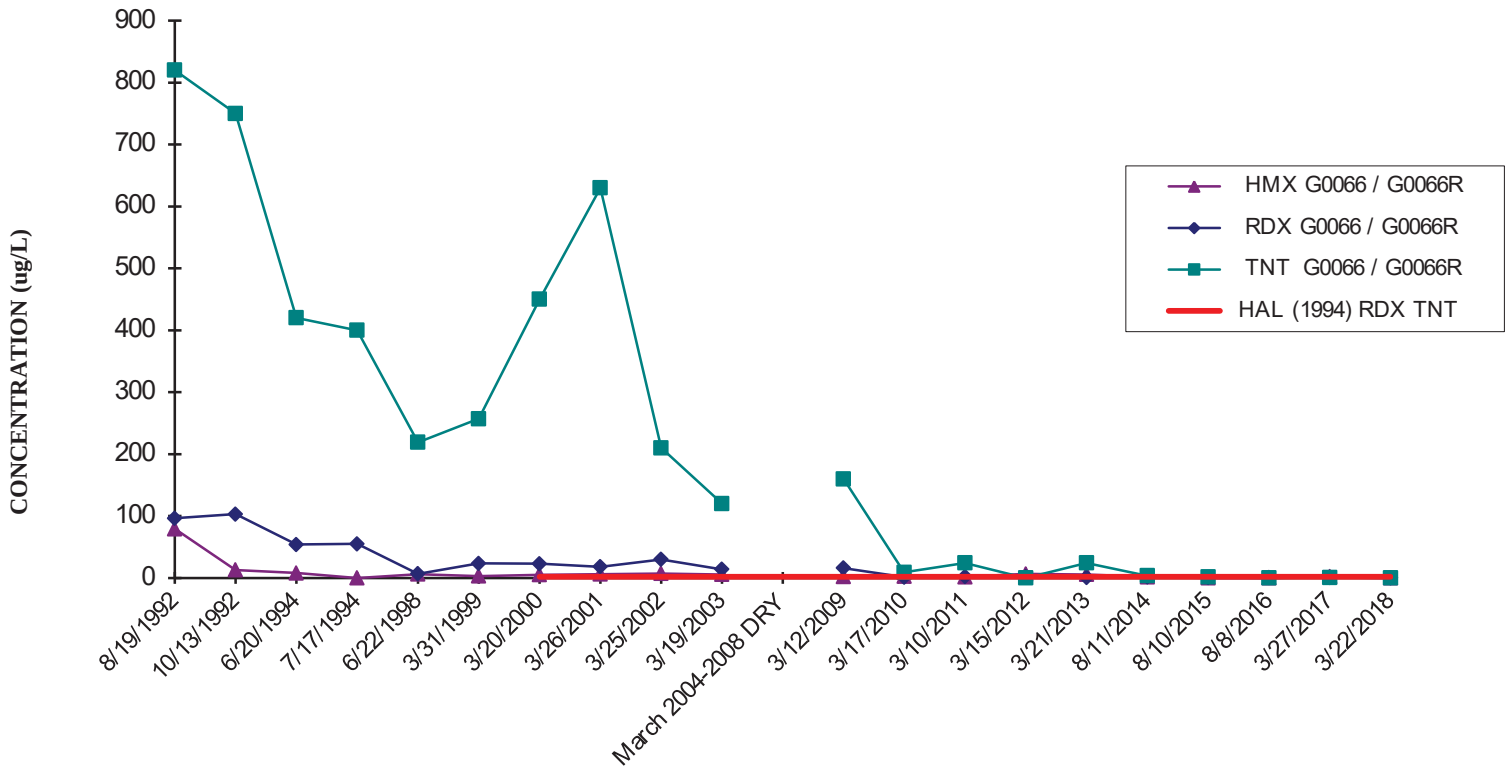

Well G0066 was abandonded and replaced by G0066R in November 2010.

CORNHUSKER ARMY AMMUNITION PLANT
WELL G0067 - HMX, RDX, AND TNT

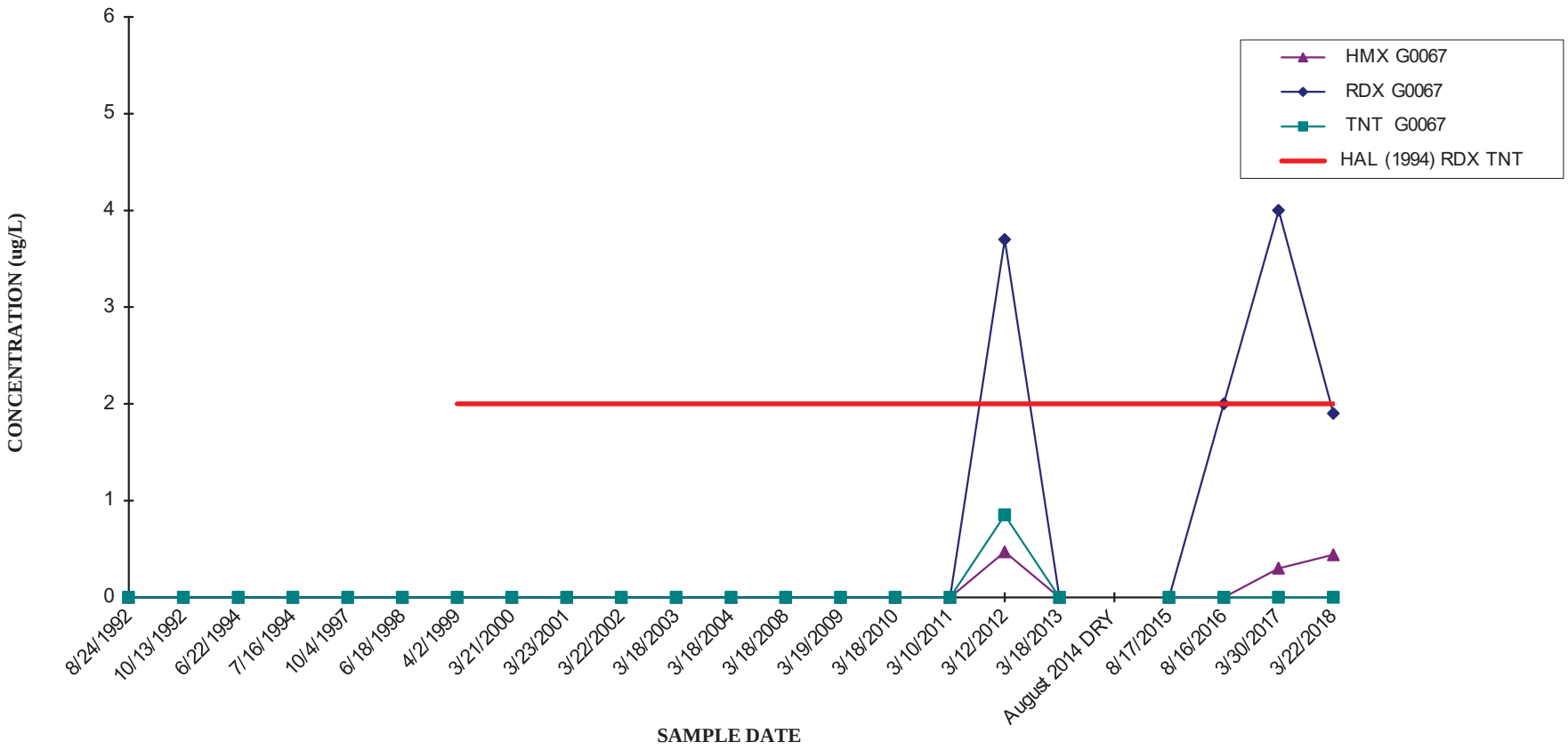

CORNHUSKER ARMY AMMUNITION PLANT
WELL G0068 - HMX AND RDX

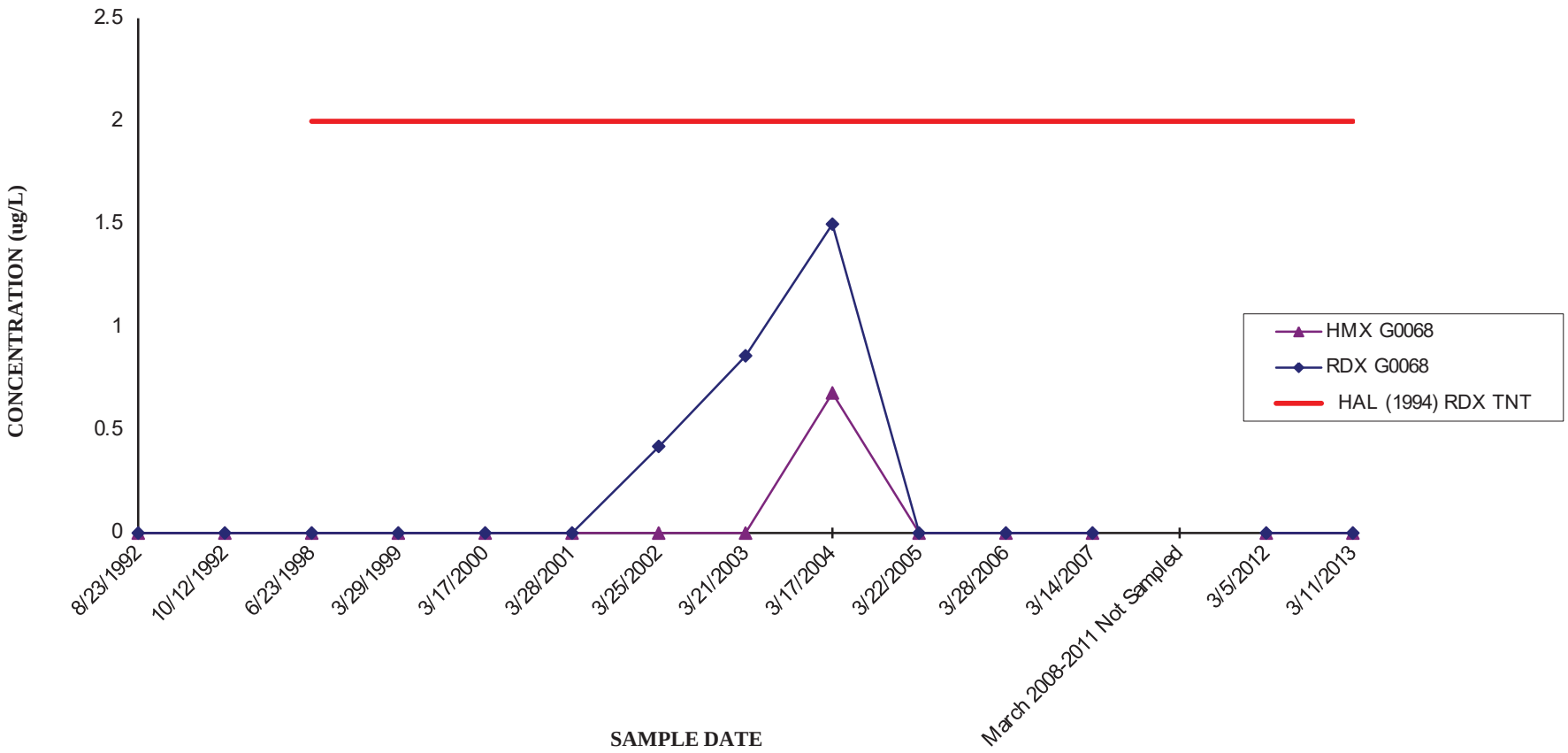

Note: Well G0068 was abandoned in 2013

CORNHUSKER ARMY AMMUNITION PLANT
WELL G0075 - HMX, RDX, AND TNT

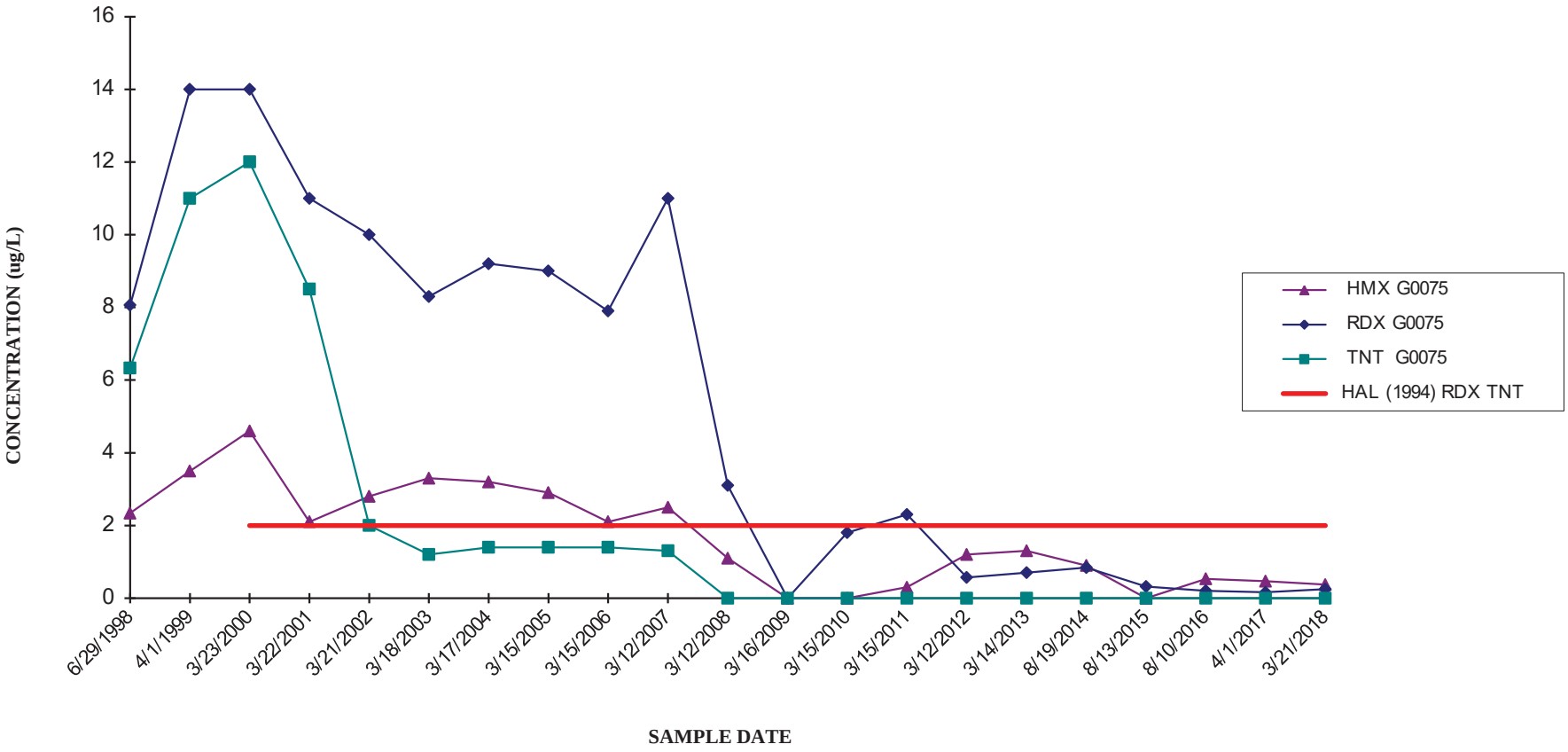

CORNHUSKER ARMY AMMUNITION PLANT
WELL G0077 - HMX, RDX, AND TNT

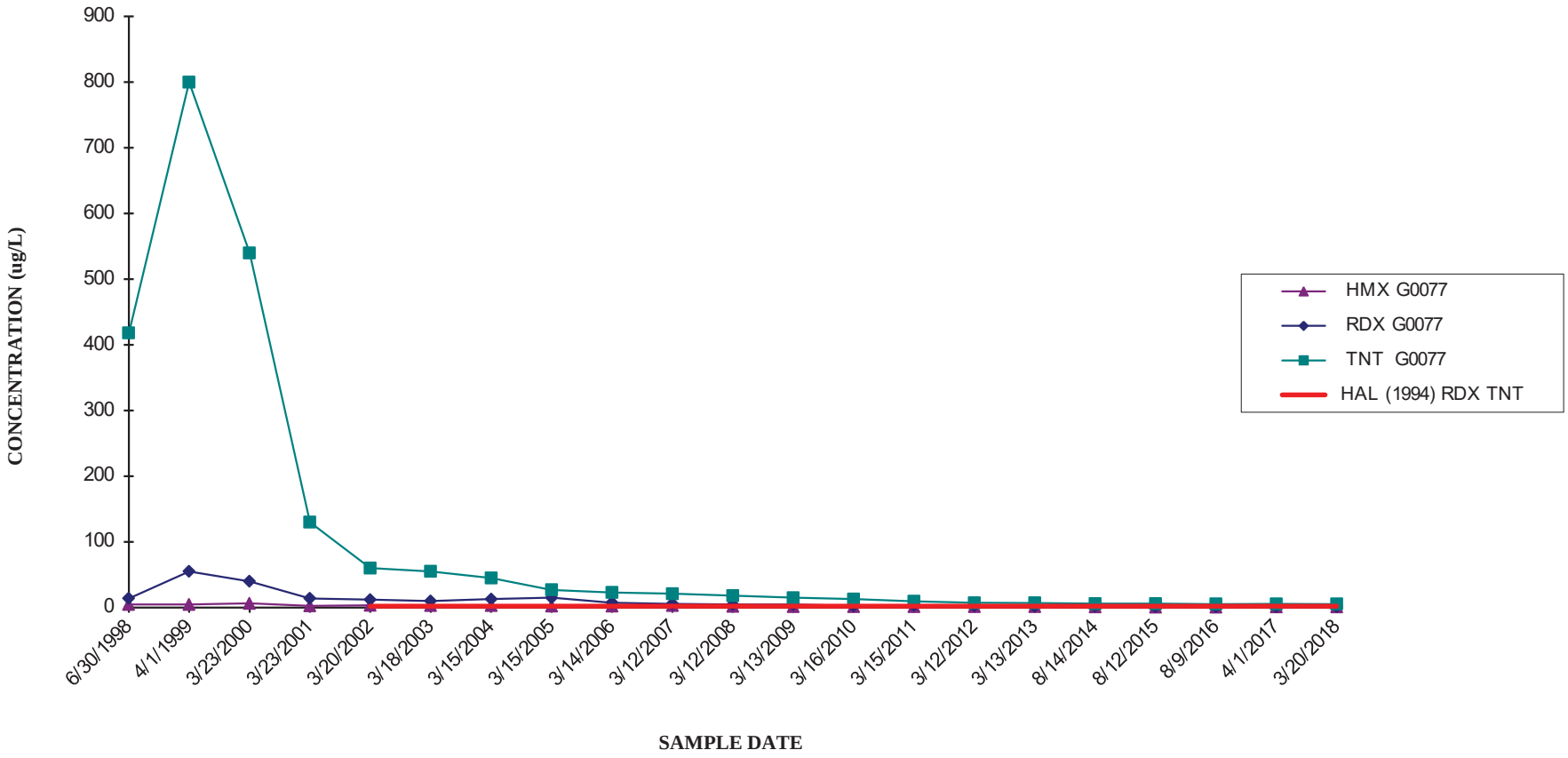

CORNHUSKER ARMY AMMUNITION PLANT
WELL G0079 - HMX AND RDX

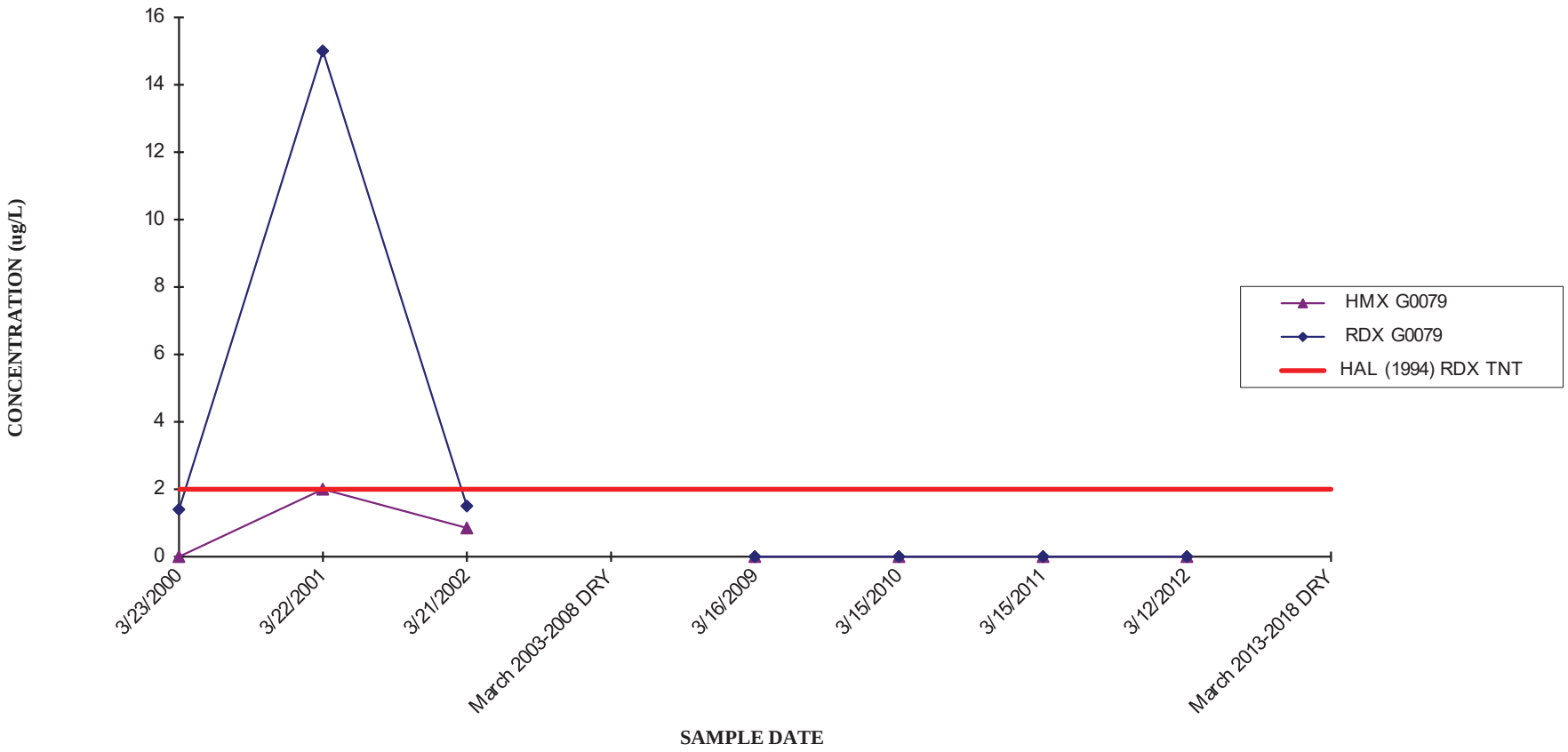

CORNHUSKER ARMY AMMUNITION PLANT
WELL G0080 - HMX AND RDX

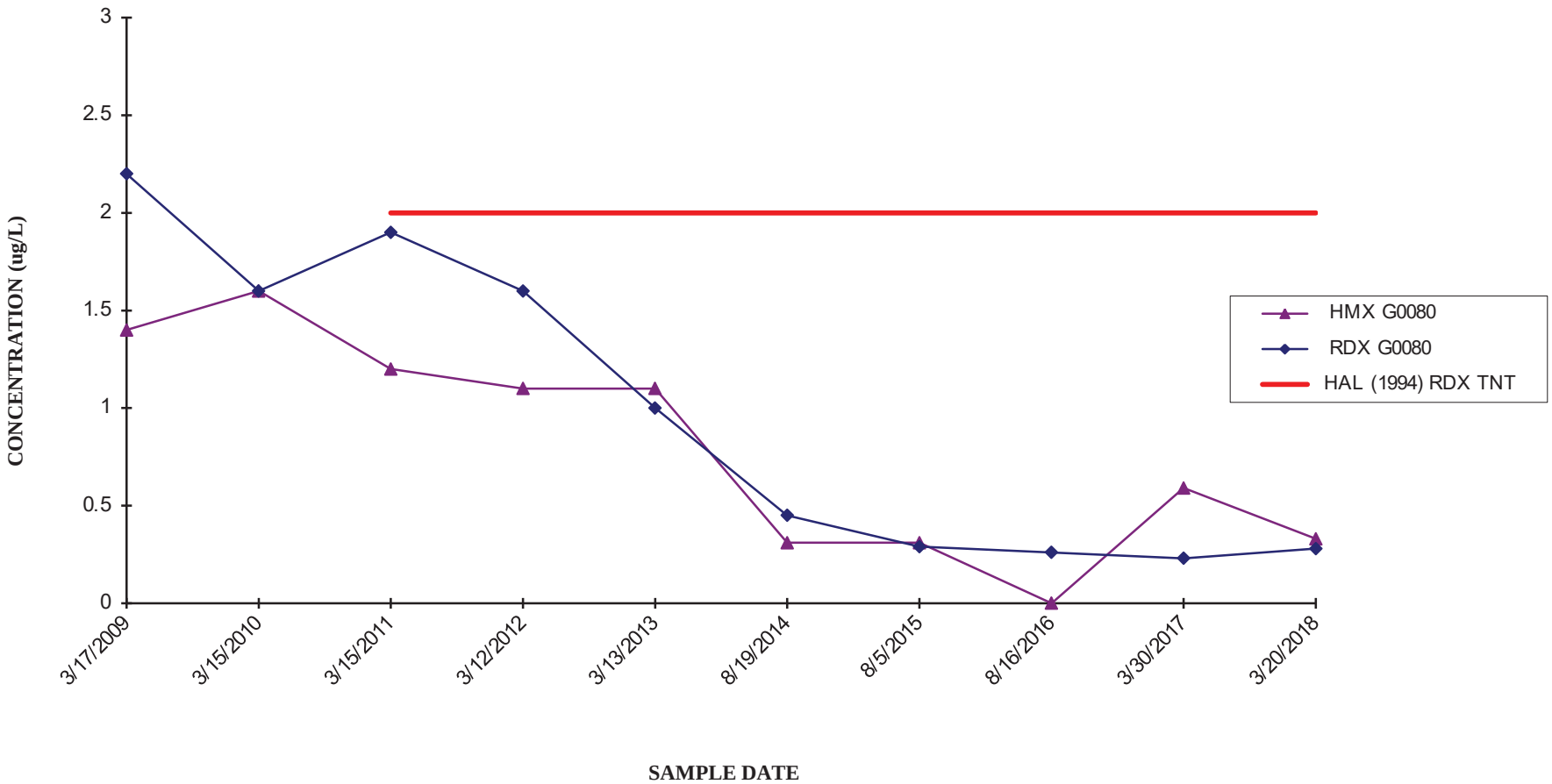

CORNHUSKER ARMY AMMUNITION PLANT
WELL G0081 - HMX, RDX, AND TNT

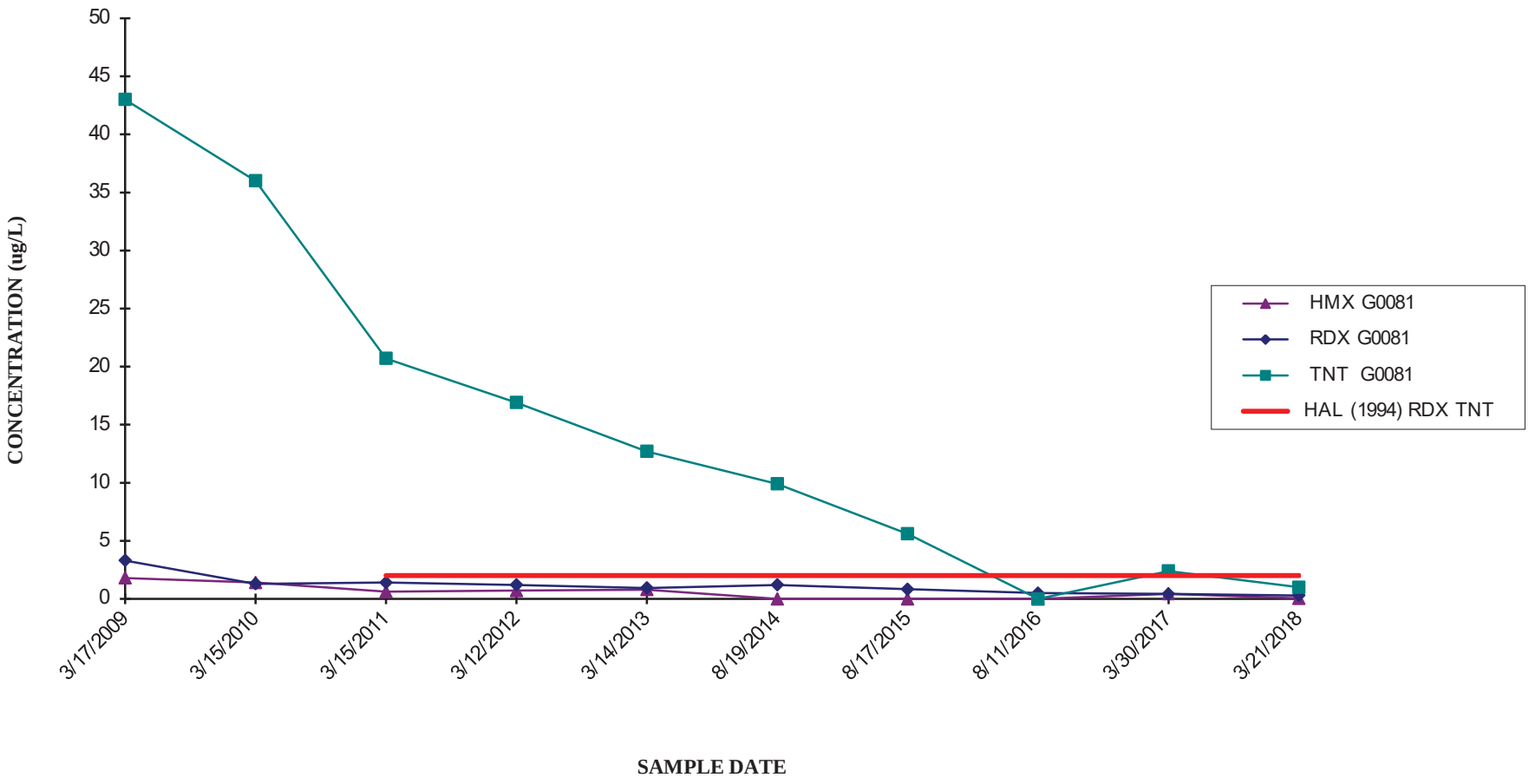

CORNHUSKER ARMY AMMUNITION PLANT
WELL G0082 - HMX, RDX, AND TNT

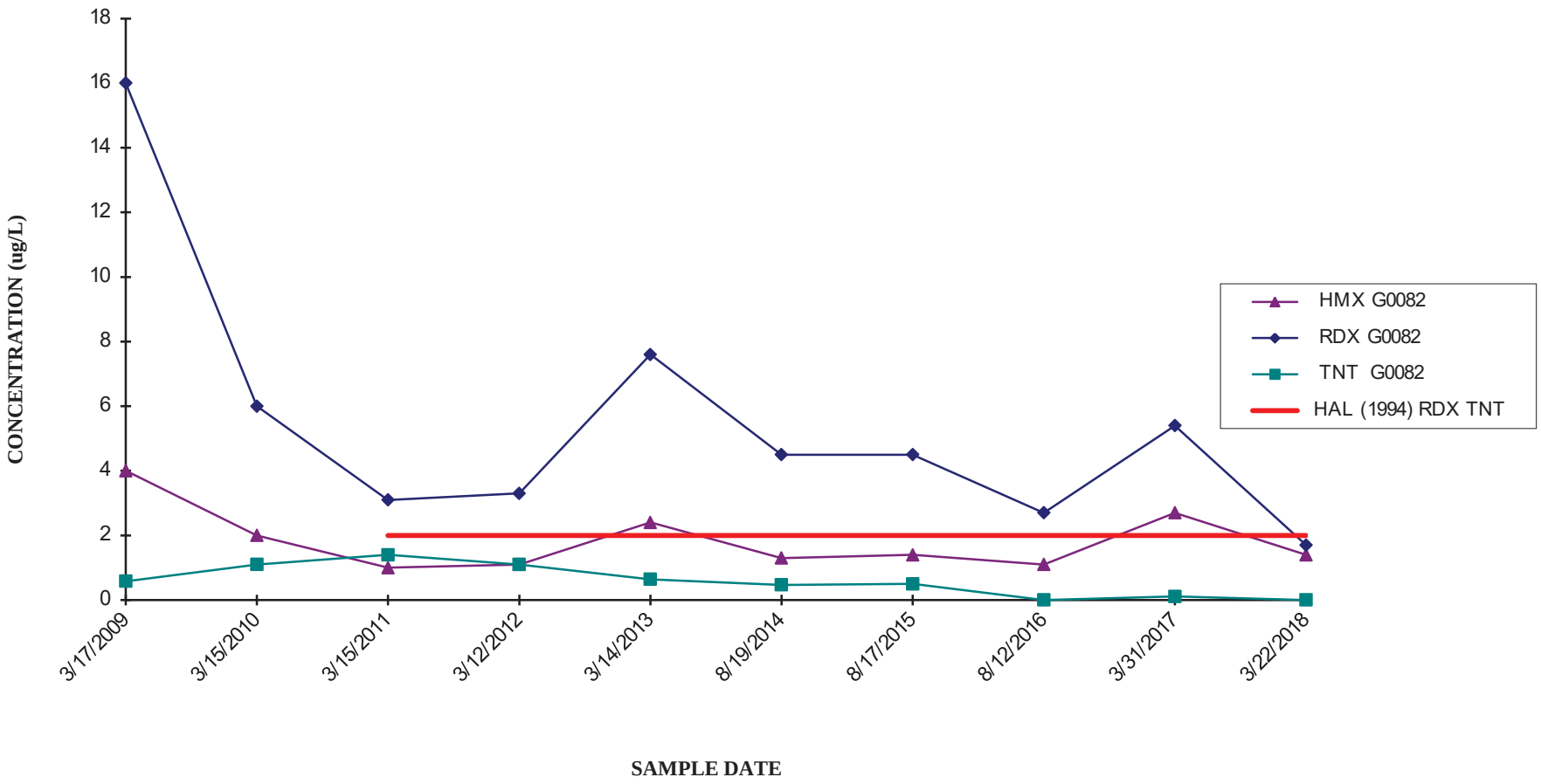

CORNHUSKER ARMY AMMUNITION PLANT
WELL G0083 - HMX, RDX, AND TNT

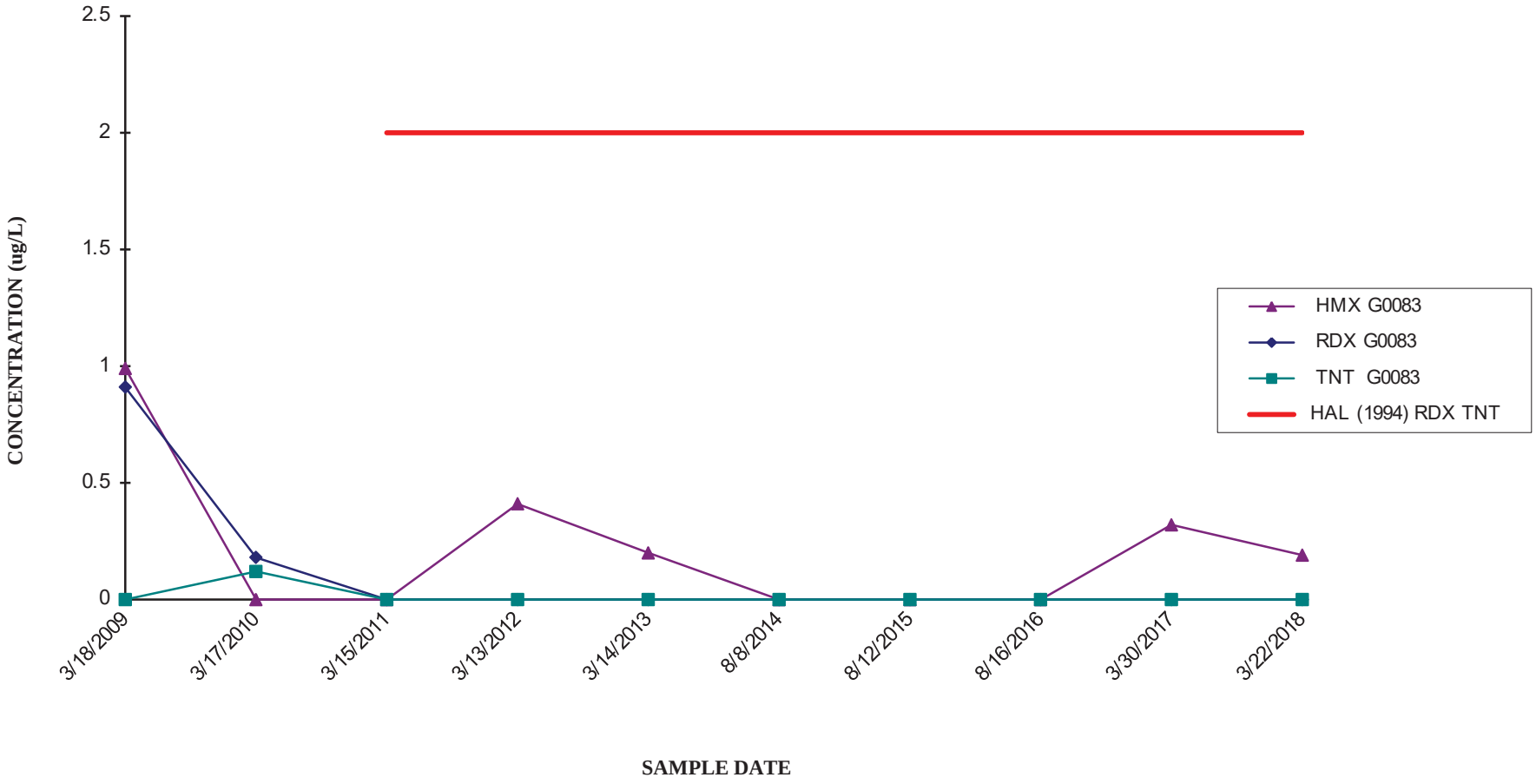

CORNHUSKER ARMY AMMUNITION PLANT
WELL G0084 - HMX AND RDX

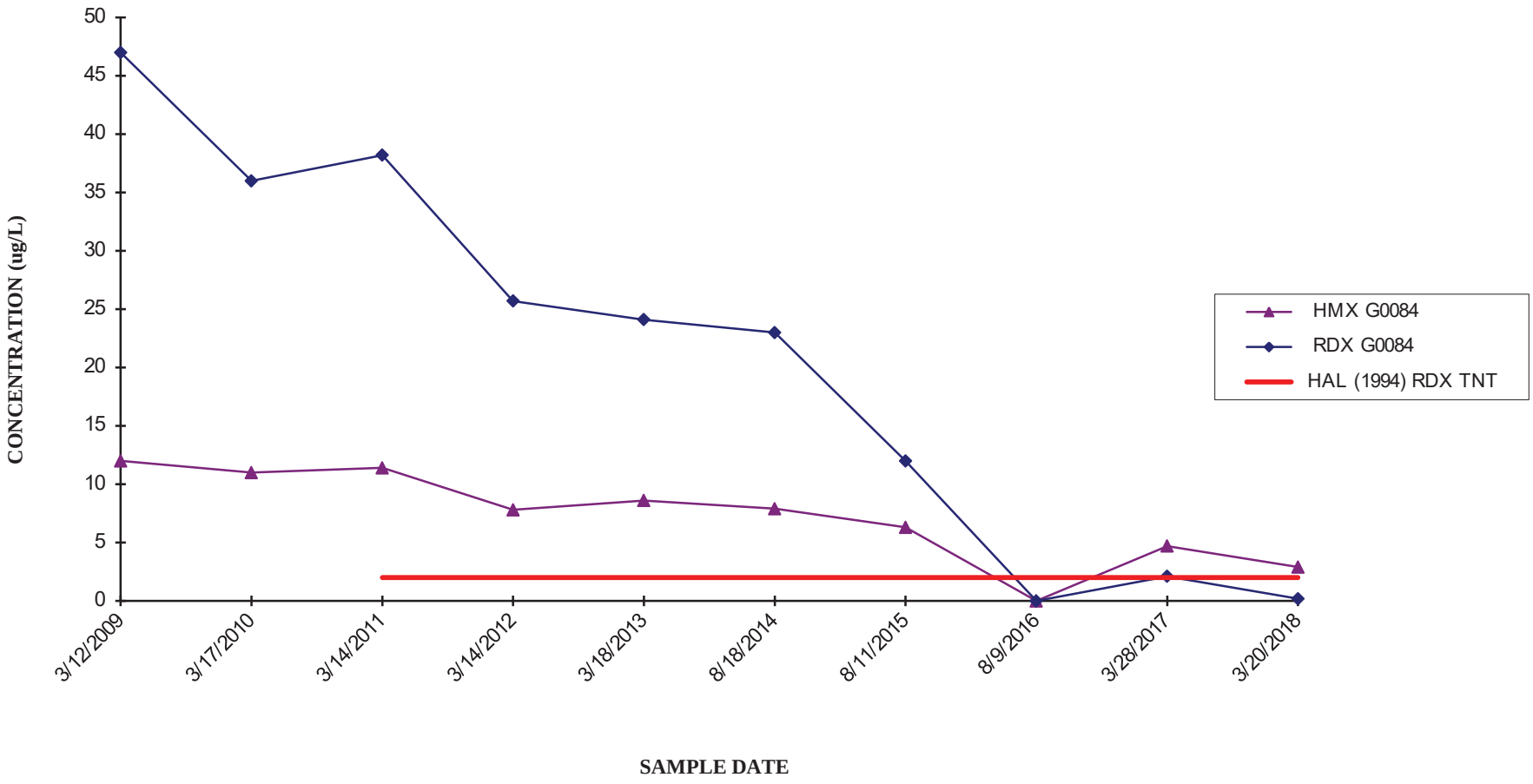

CORNHUSKER ARMY AMMUNITION PLANT
WELL G0085 - HMX AND RDX

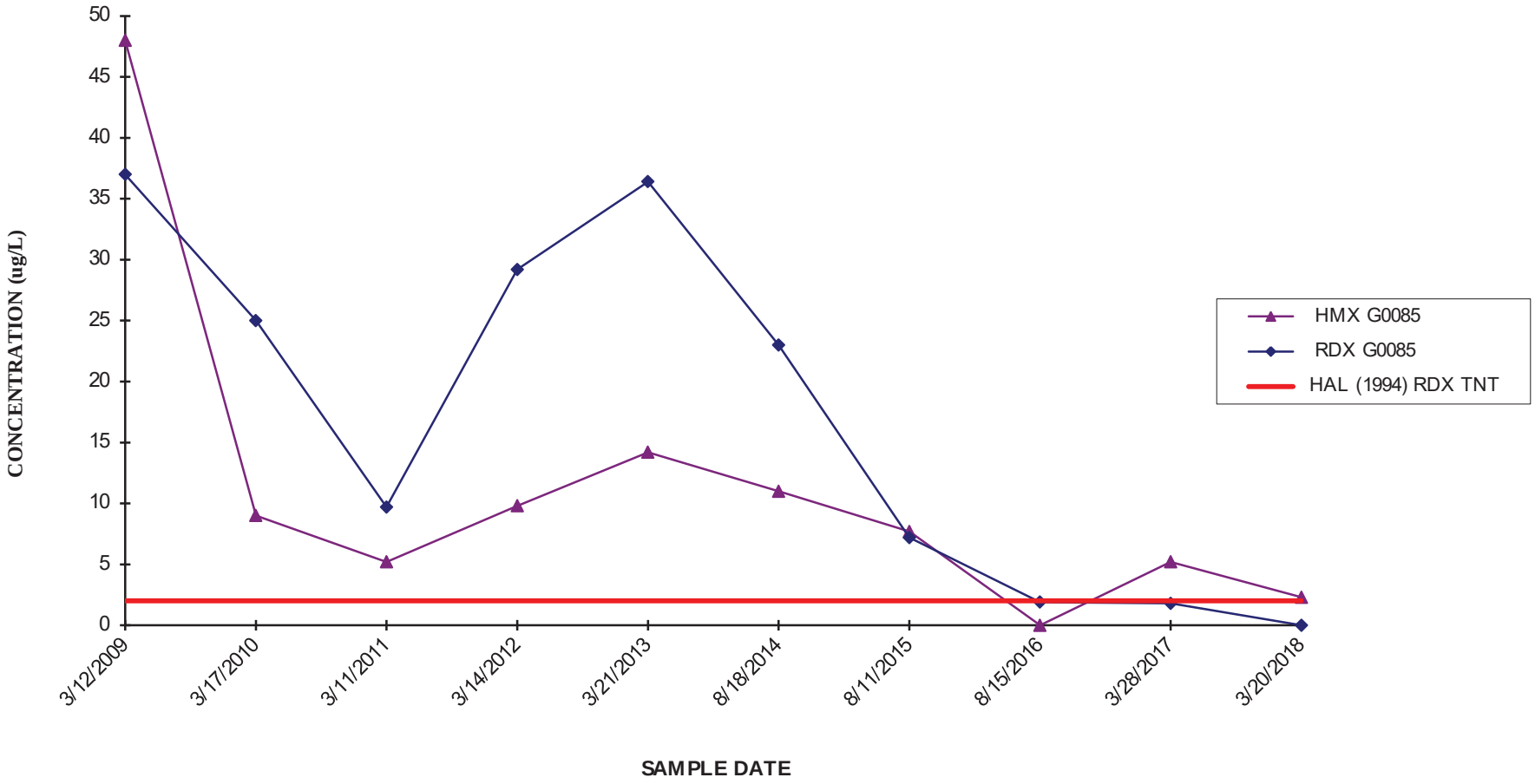

CORNHUSKER ARMY AMMUNITION PLANT
WELL G0086 - HMX, RDX, AND TNT

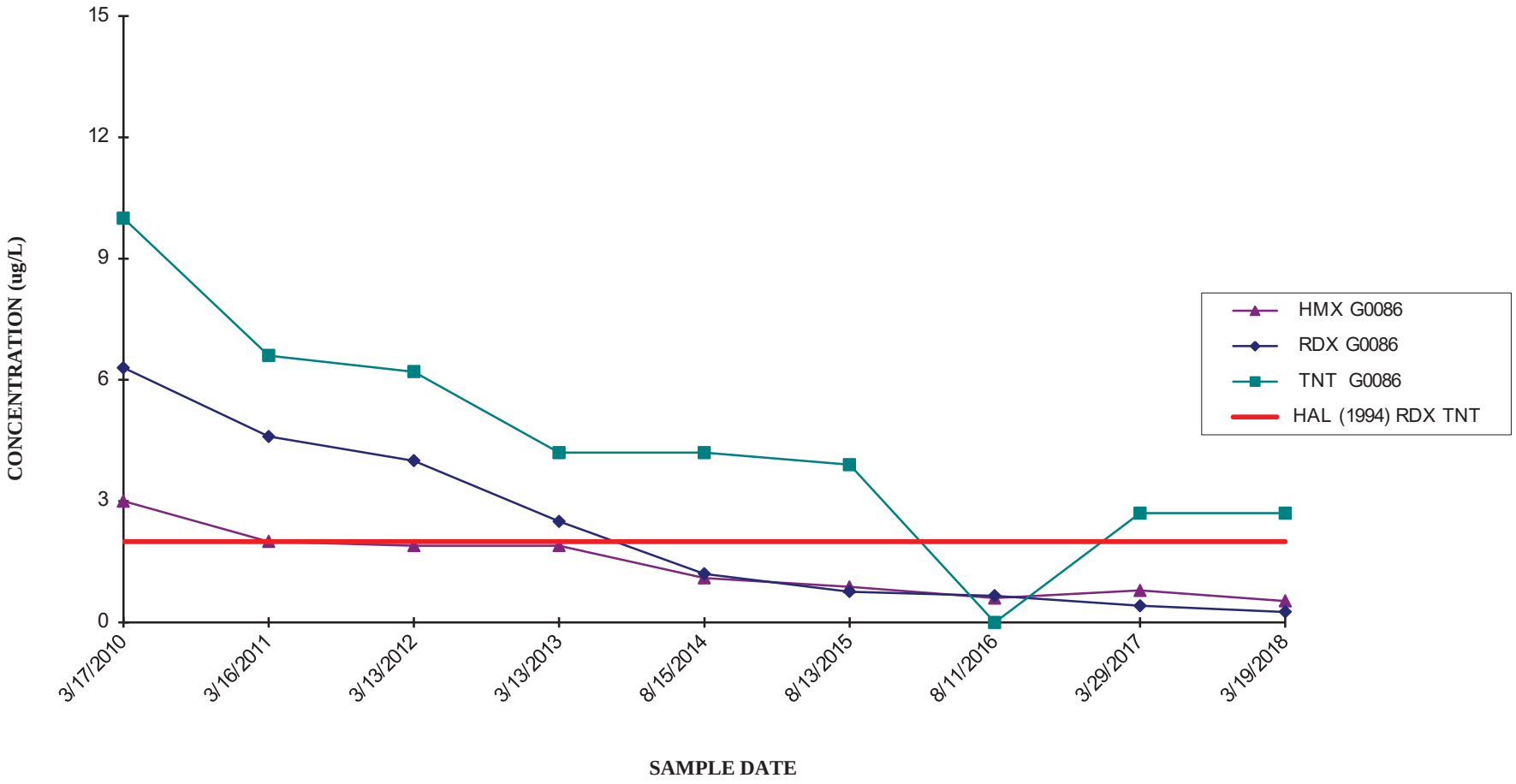

CORNHUSKER ARMY AMMUNITION PLANT
WELL G0087 - HMX AND RDX

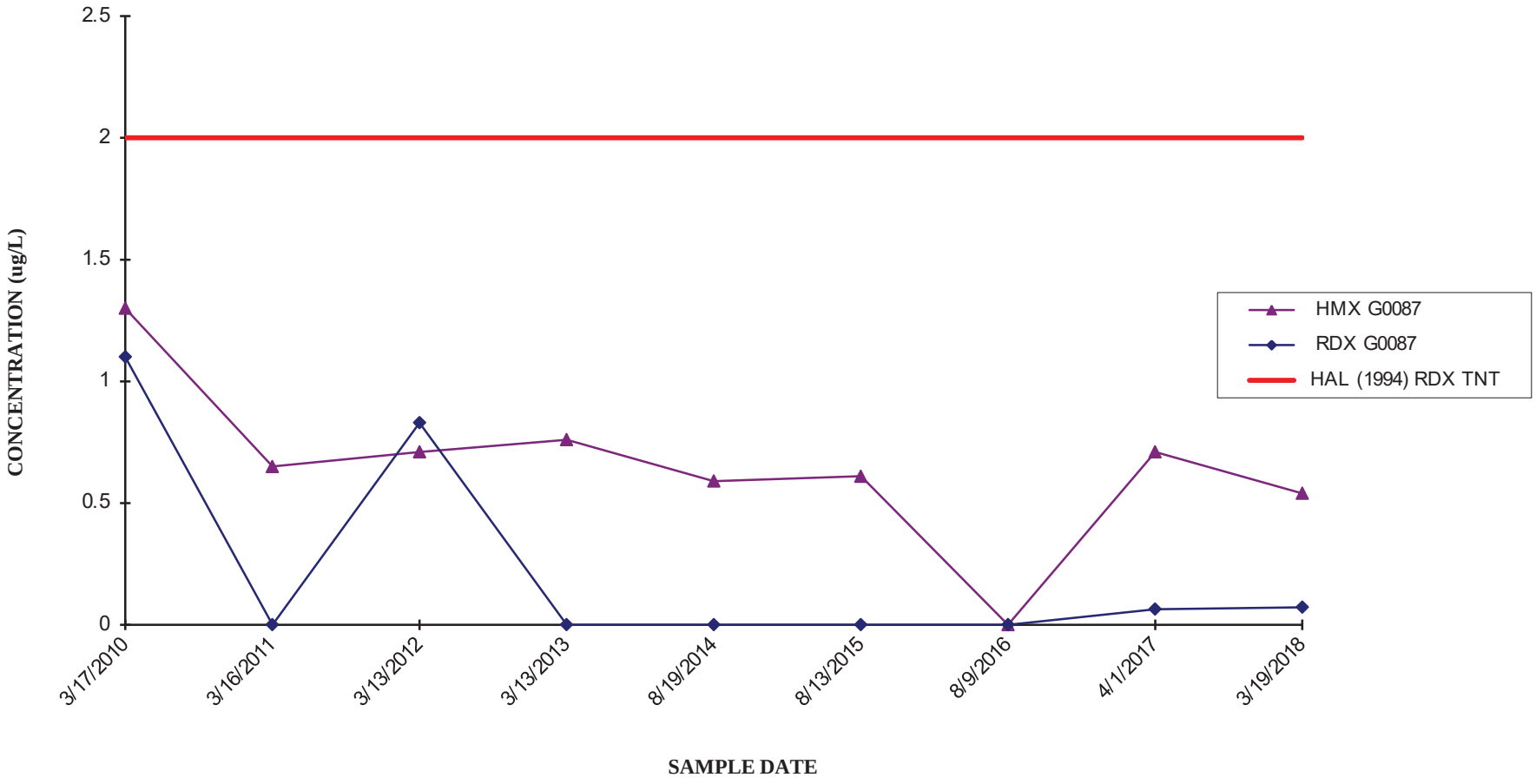

CORNHUSKER ARMY AMMUNITION PLANT
WELL G0088 - HMX, RDX, AND TNT

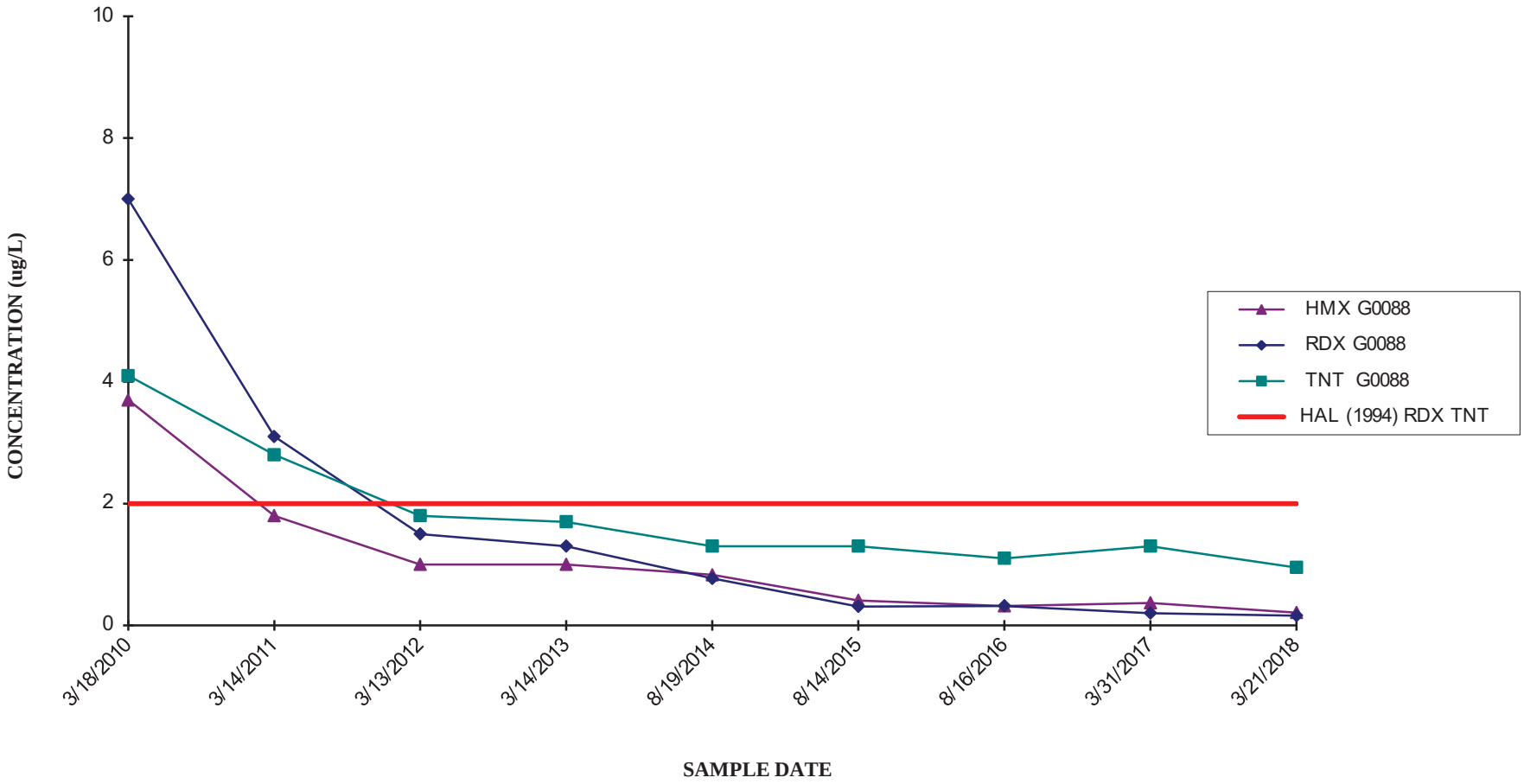

CORNHUSKER ARMY AMMUNITION PLANT
WELL G0089 - HMX, RDX, AND TNT

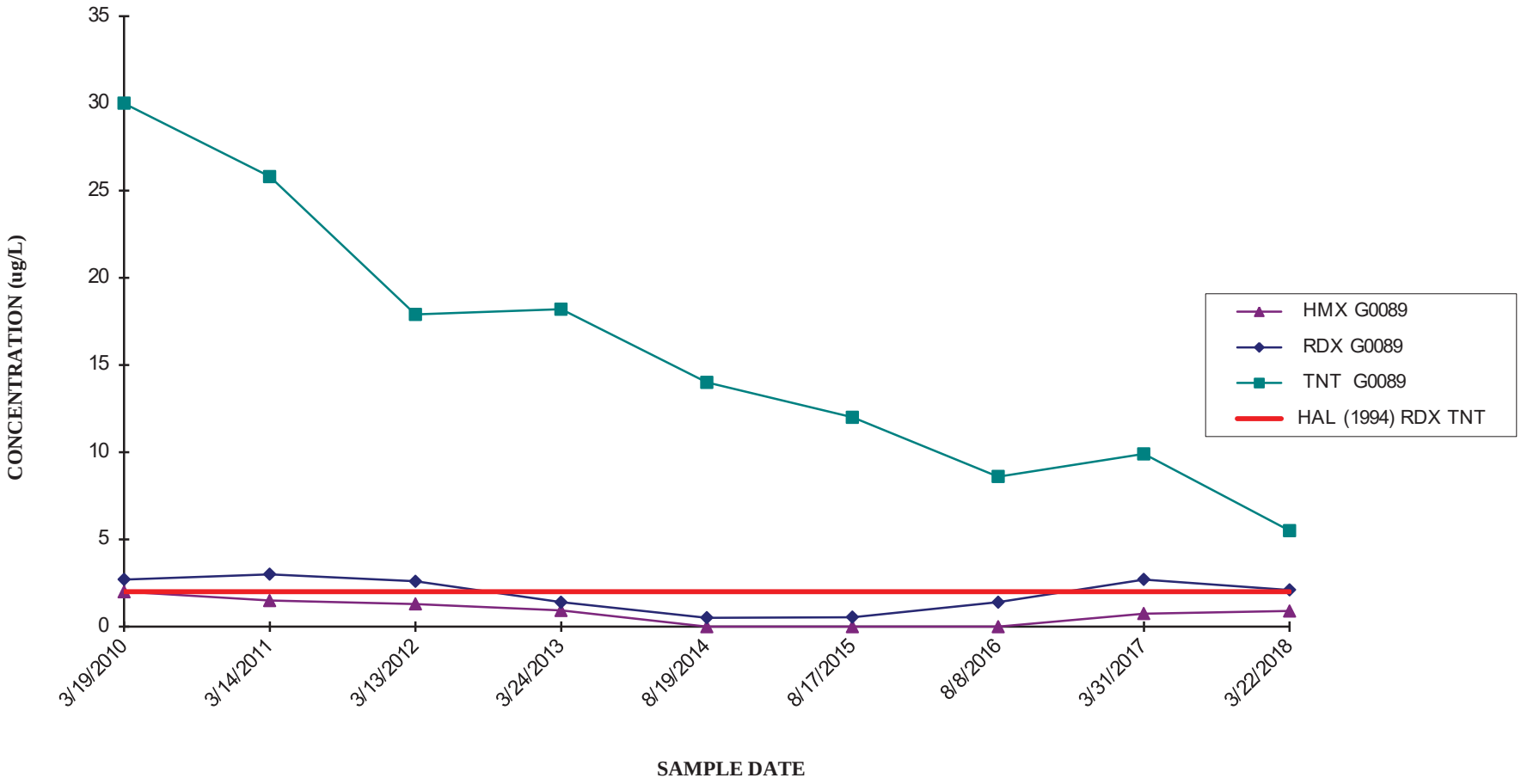

CORNHUSKER ARMY AMMUNITION PLANT
WELL G0090 - HMX, RDX, AND TNT

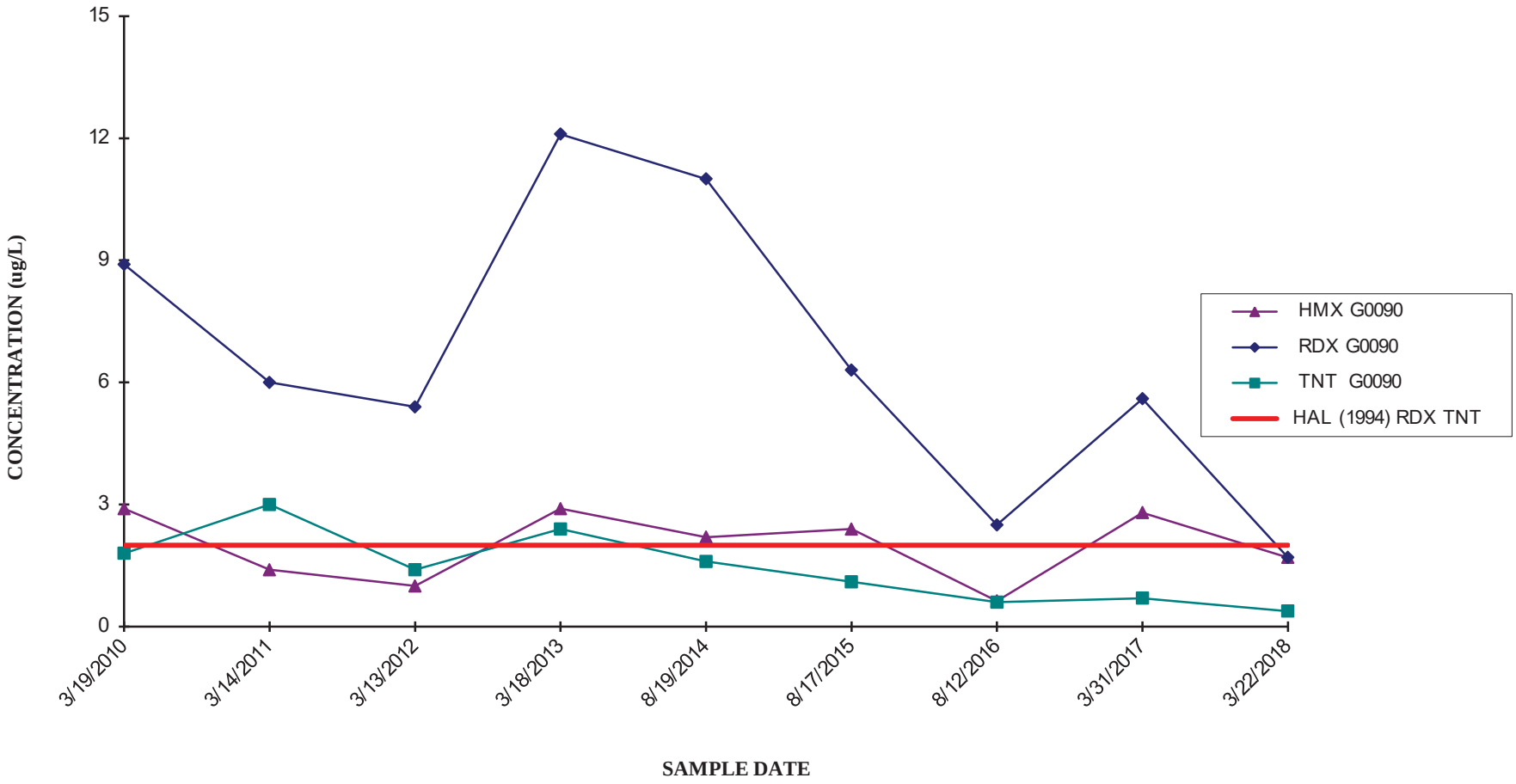

CORNHUSKER ARMY AMMUNITION PLANT
WELL G0091 - HMX, RDX, AND TNT

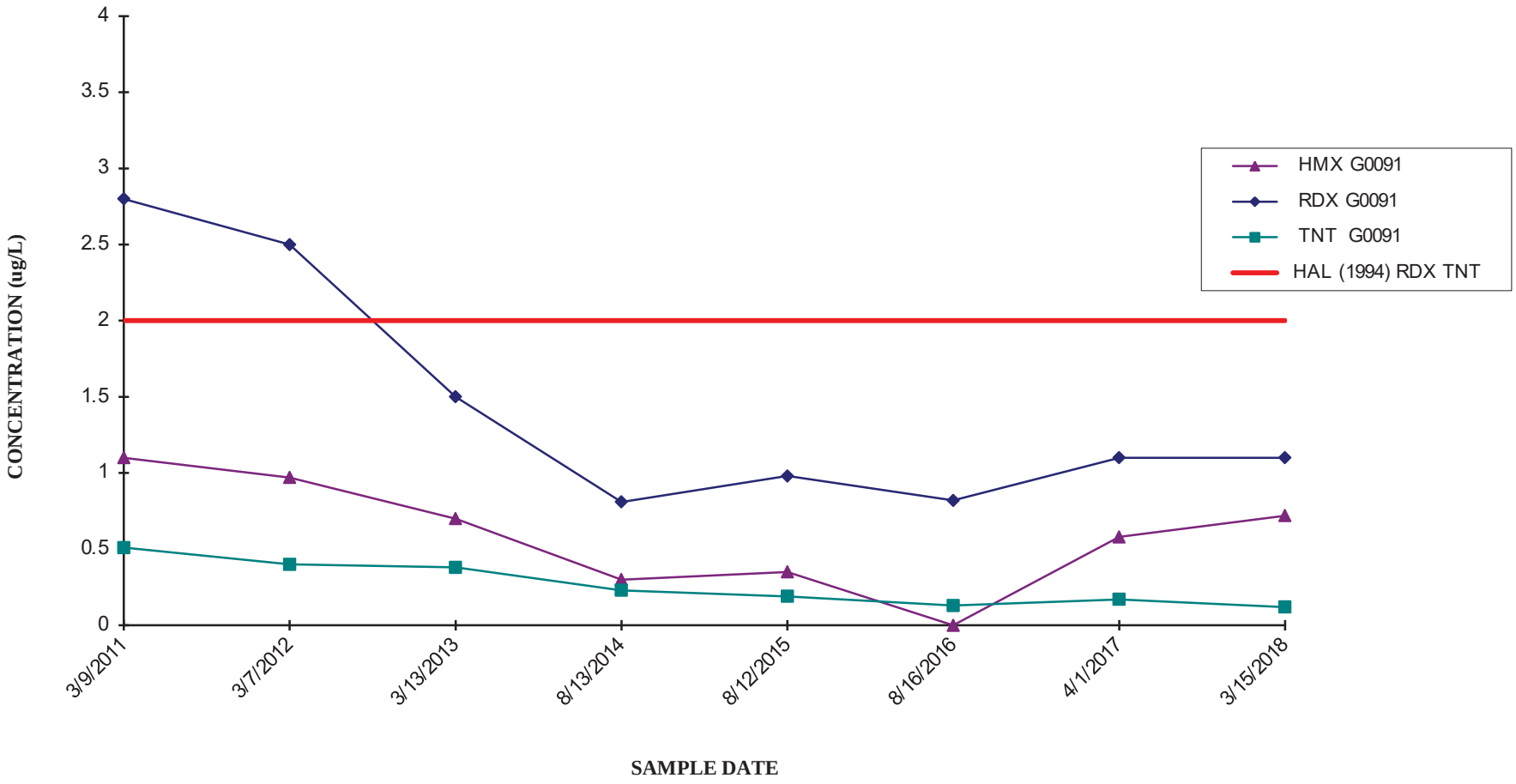

CORNHUSKER ARMY AMMUNITION PLANT
WELL G0092 - HMX AND RDX

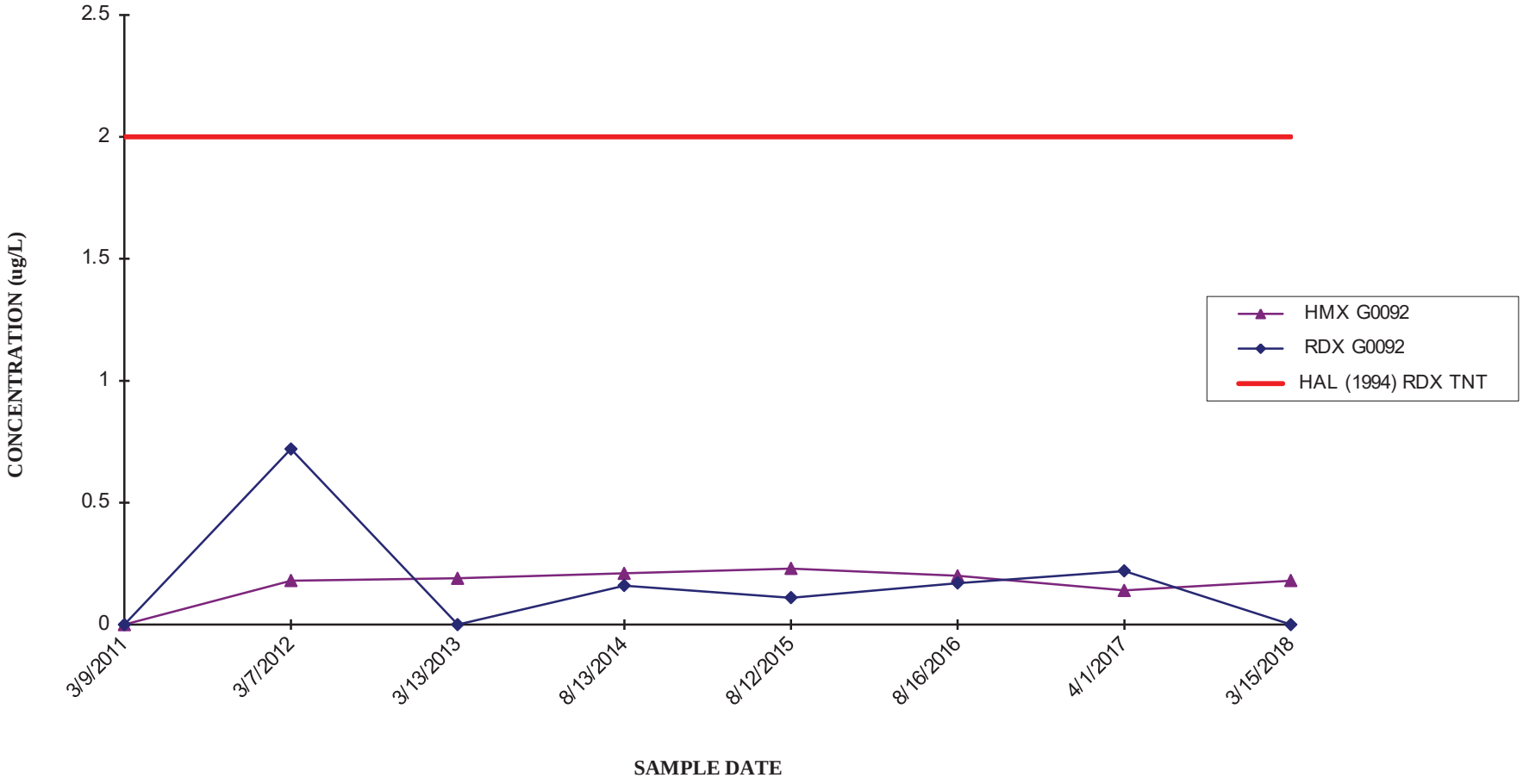

CORNHUSKER ARMY AMMUNITION PLANT
WELL G0093 - HMX, RDX, AND TNT

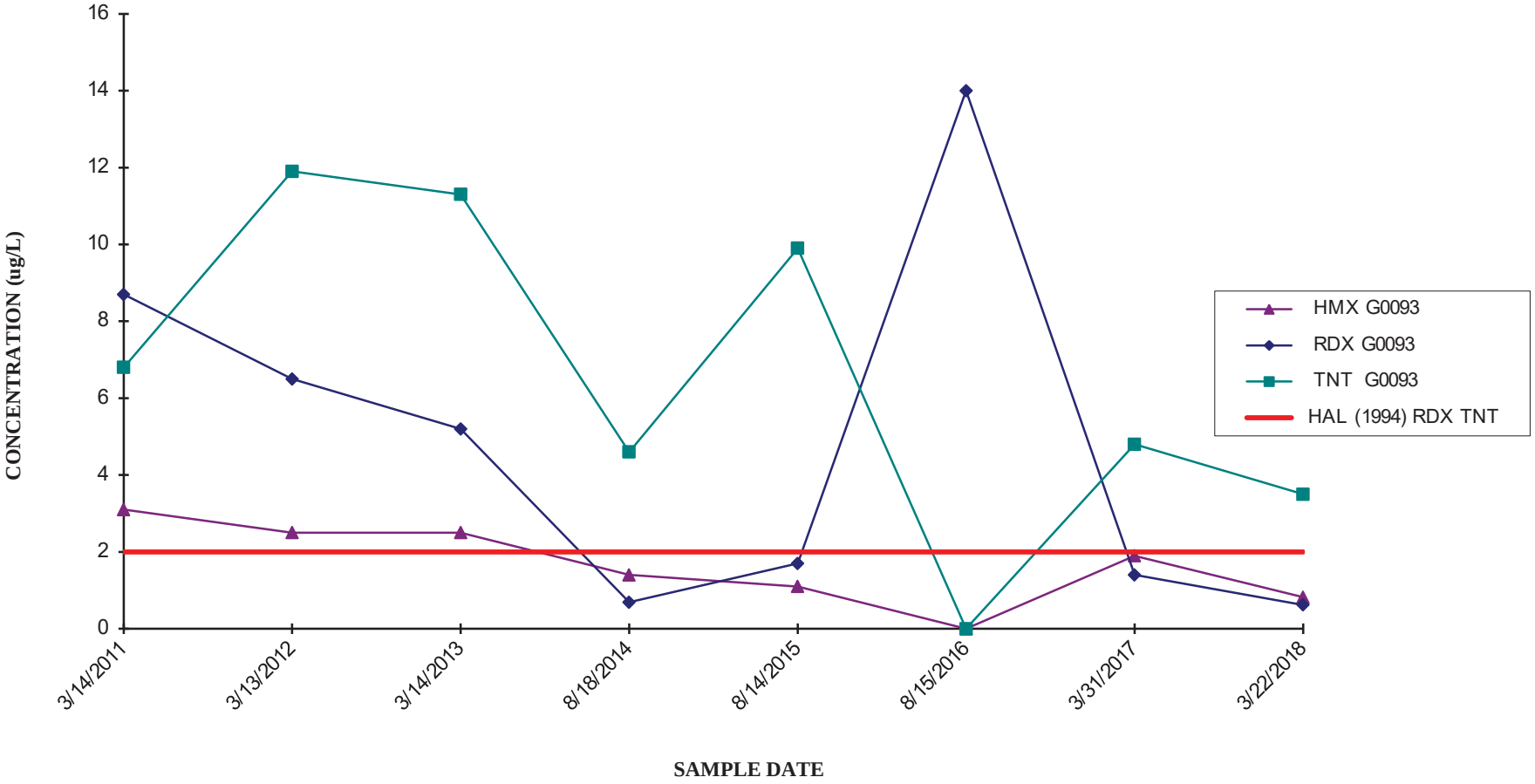

CORNHUSKER ARMY AMMUNITION PLANT
WELL G0094 - HMX, RDX, AND TNT

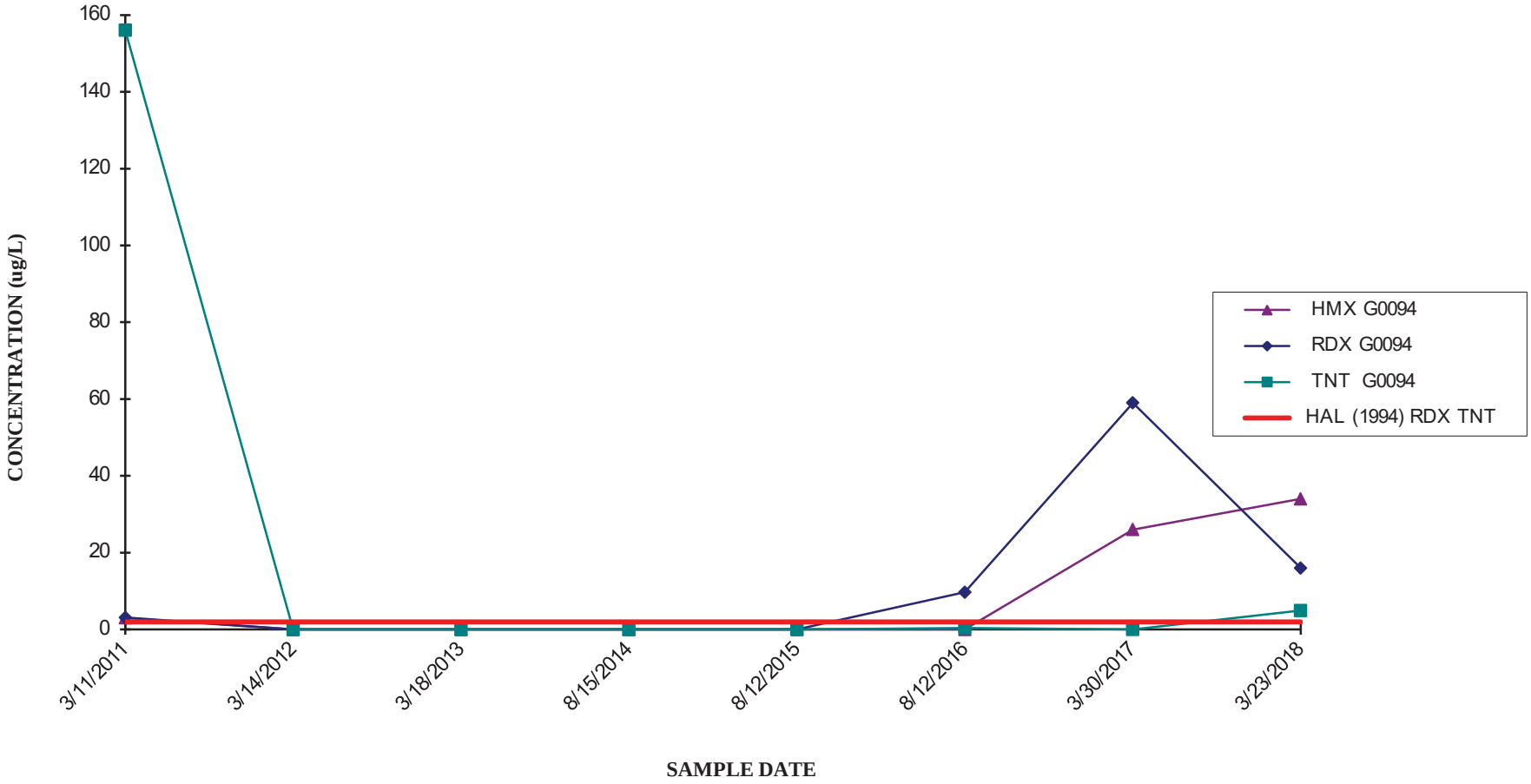

CORNHUSKER ARMY AMMUNITION PLANT
WELL G0095 - HMX, RDX, AND TNT

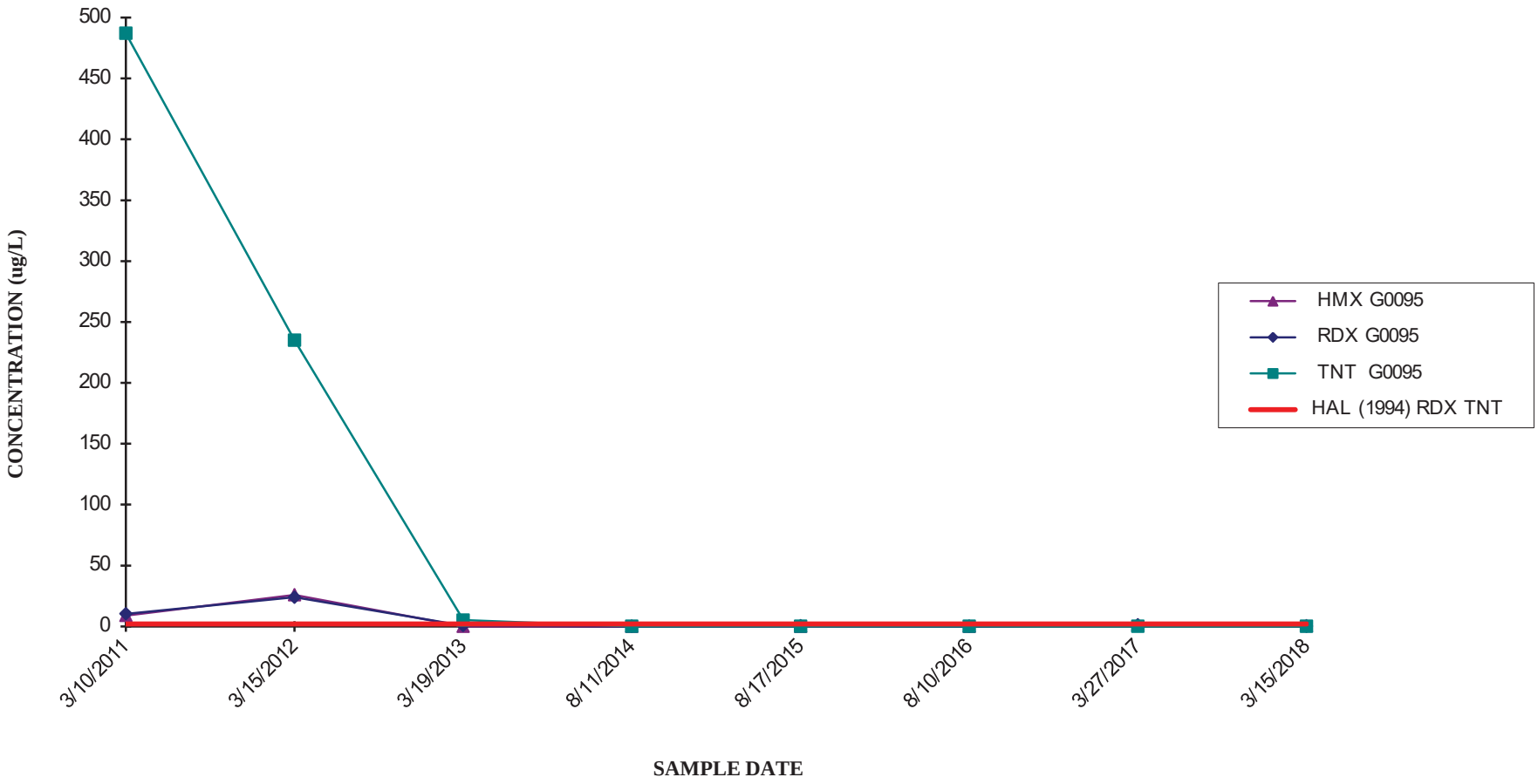

CORNHUSKER ARMY AMMUNITION PLANT
WELL G0096 - HMX, RDX, AND TNT

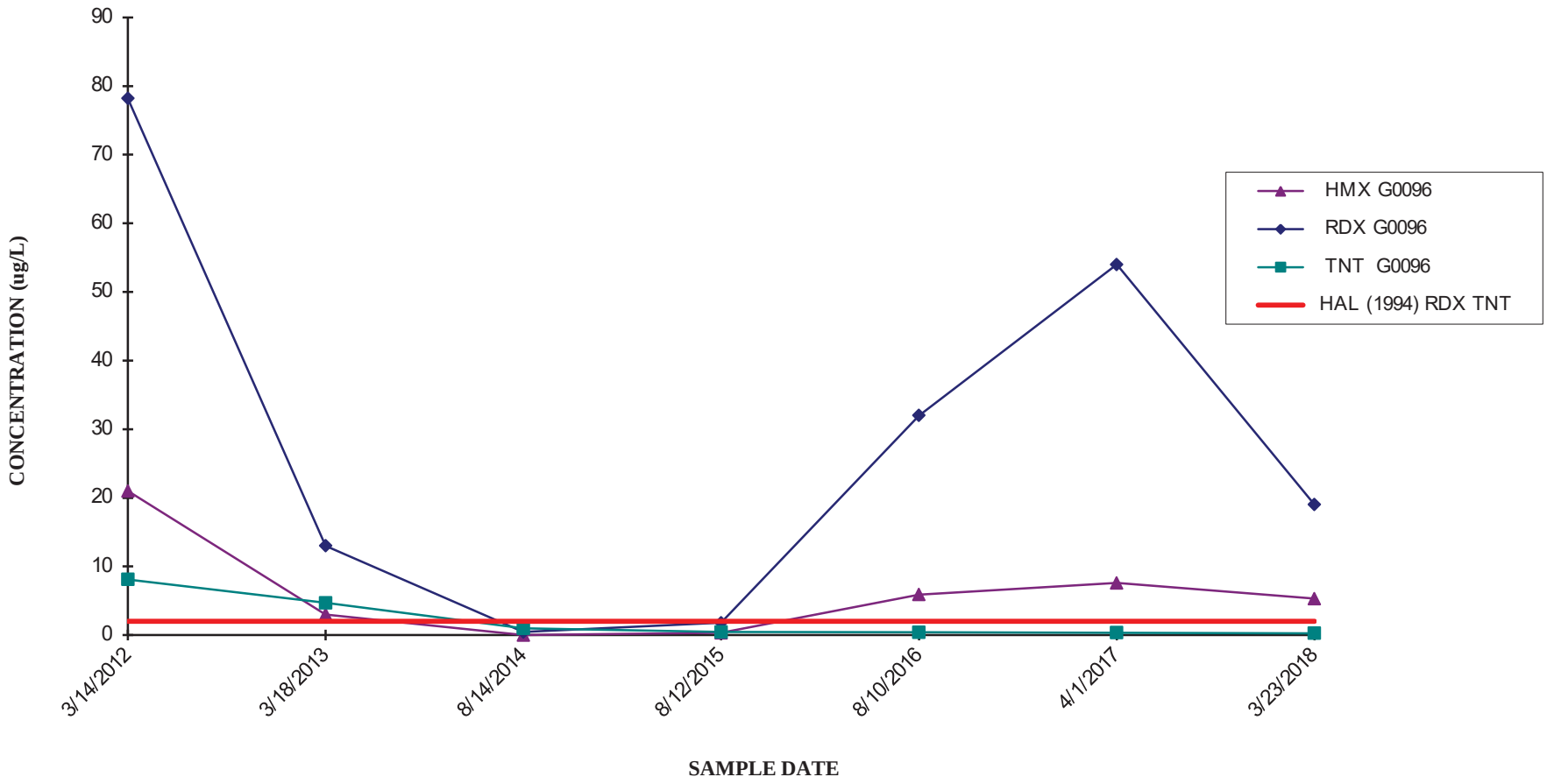

CORNHUSKER ARMY AMMUNITION PLANT
WELL G0097 - HMX, RDX, AND TNT

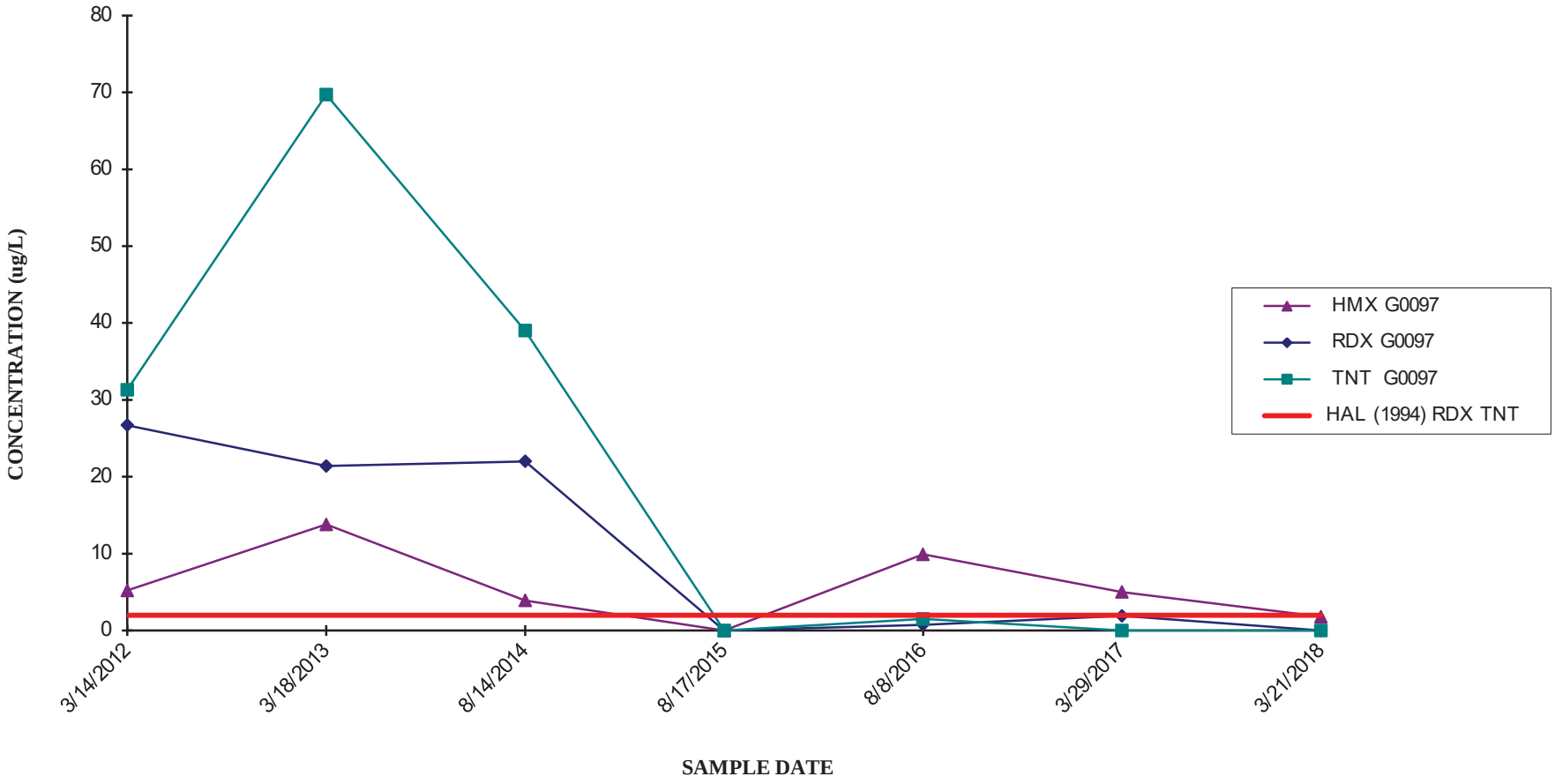

CORNHUSKER ARMY AMMUNITION PLANT
WELL G0098 - HMX, RDX, AND TNT

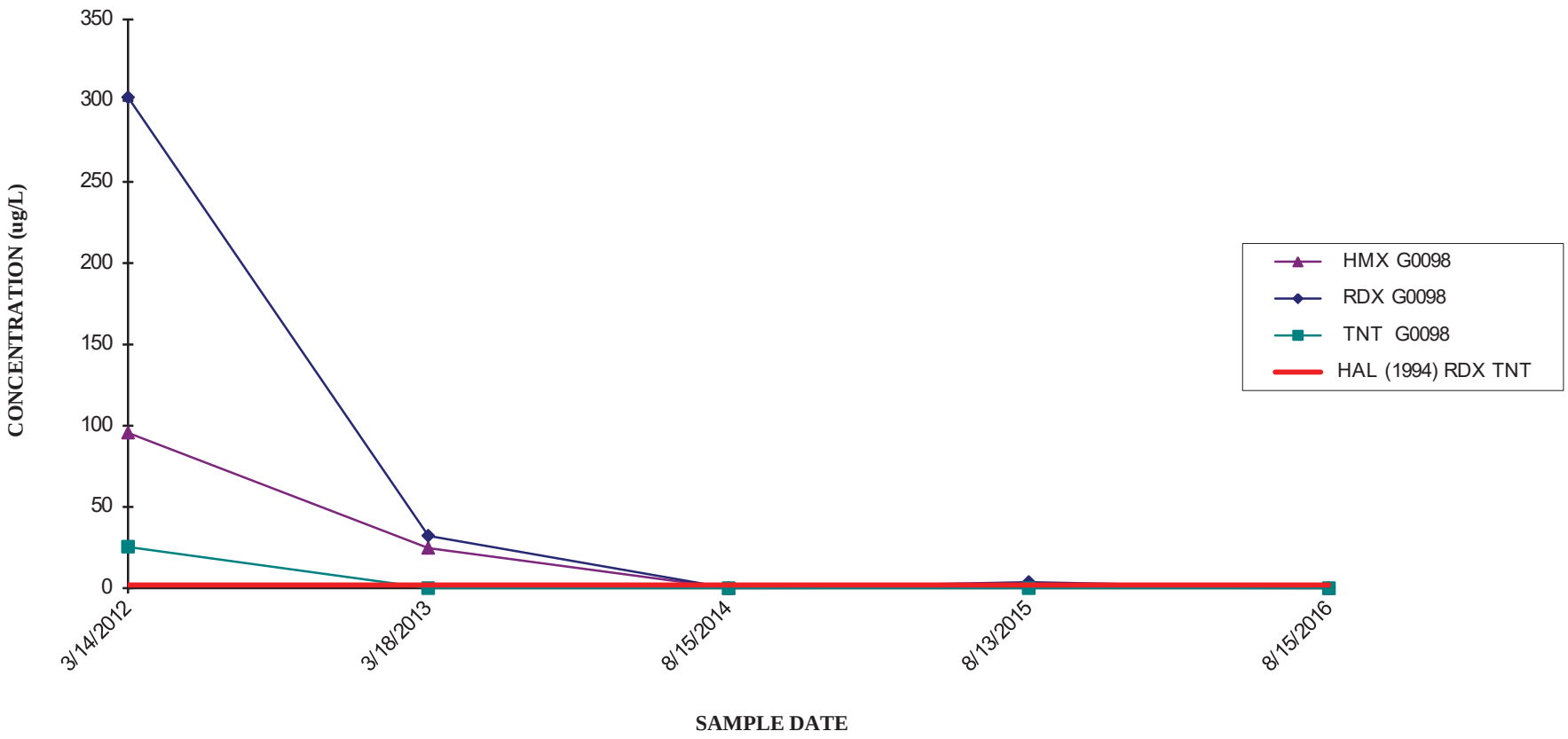

CORNHUSKER ARMY AMMUNITION PLANT
WELL G0099 - HMX, RDX, AND TNT

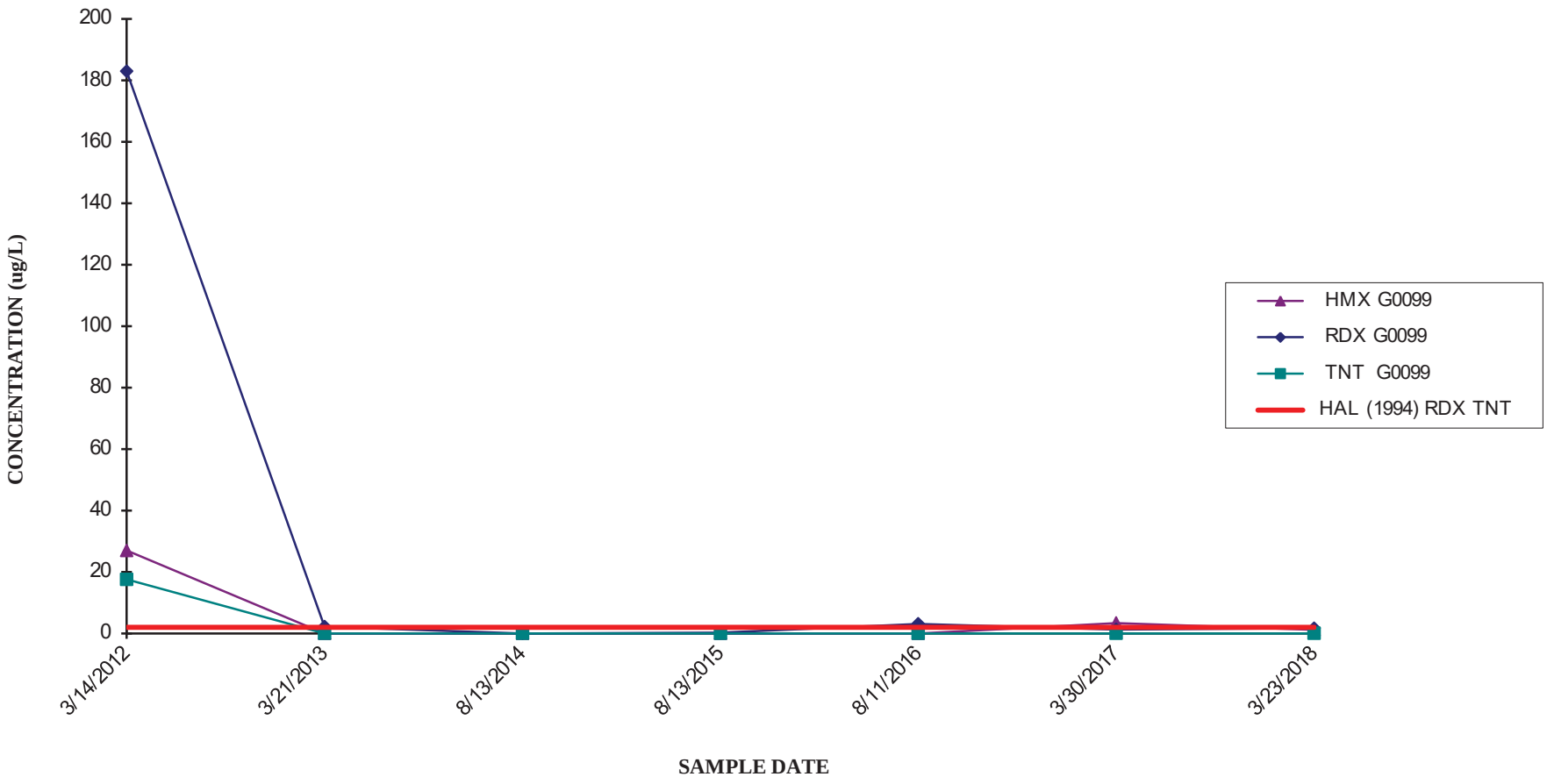

CORNHUSKER ARMY AMMUNITION PLANT
WELL G0100 - HMX, RDX, AND TNT

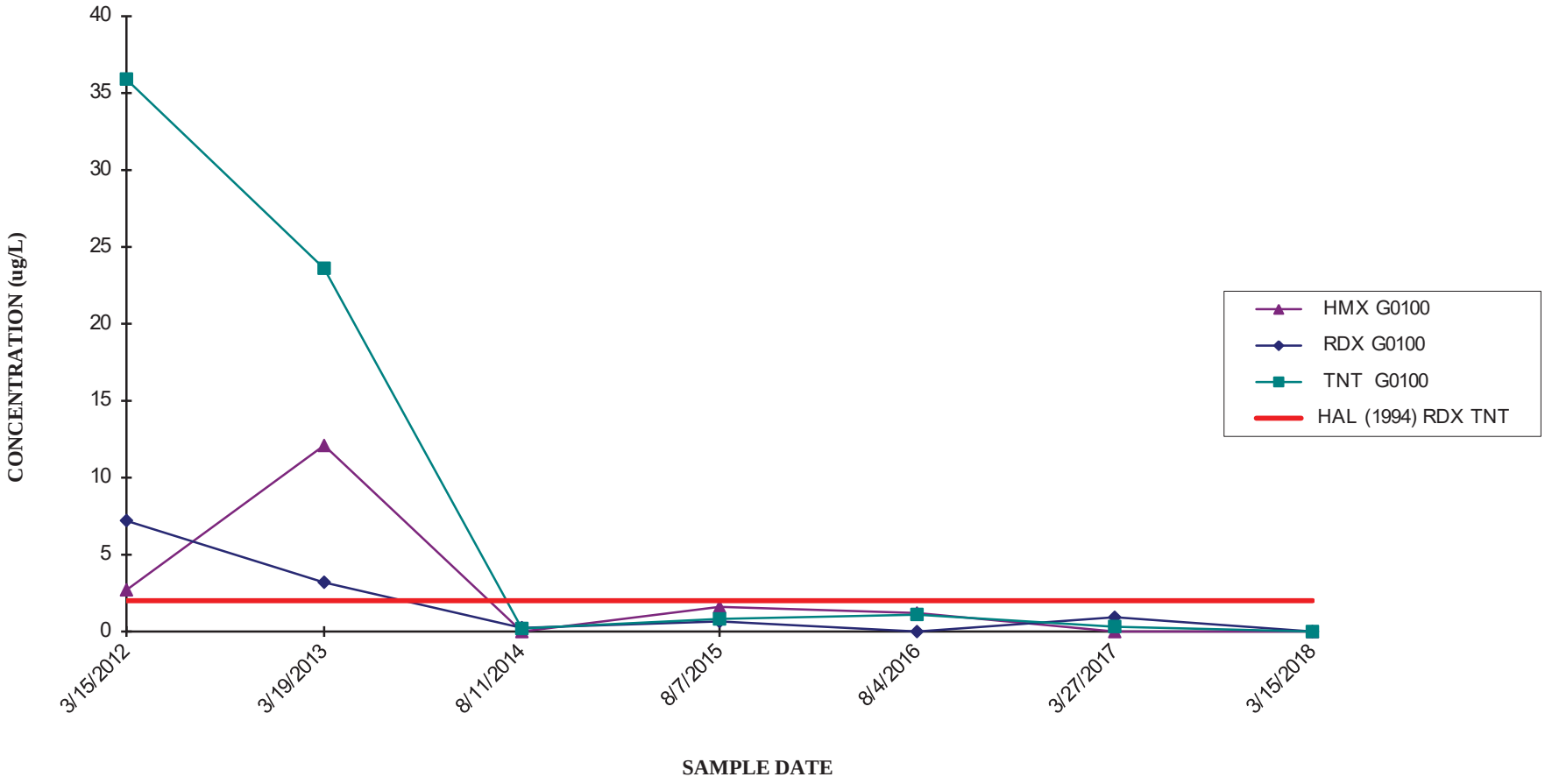

CORNHUSKER ARMY AMMUNITION PLANT
WELL G0101 - HMX, RDX, AND TNT

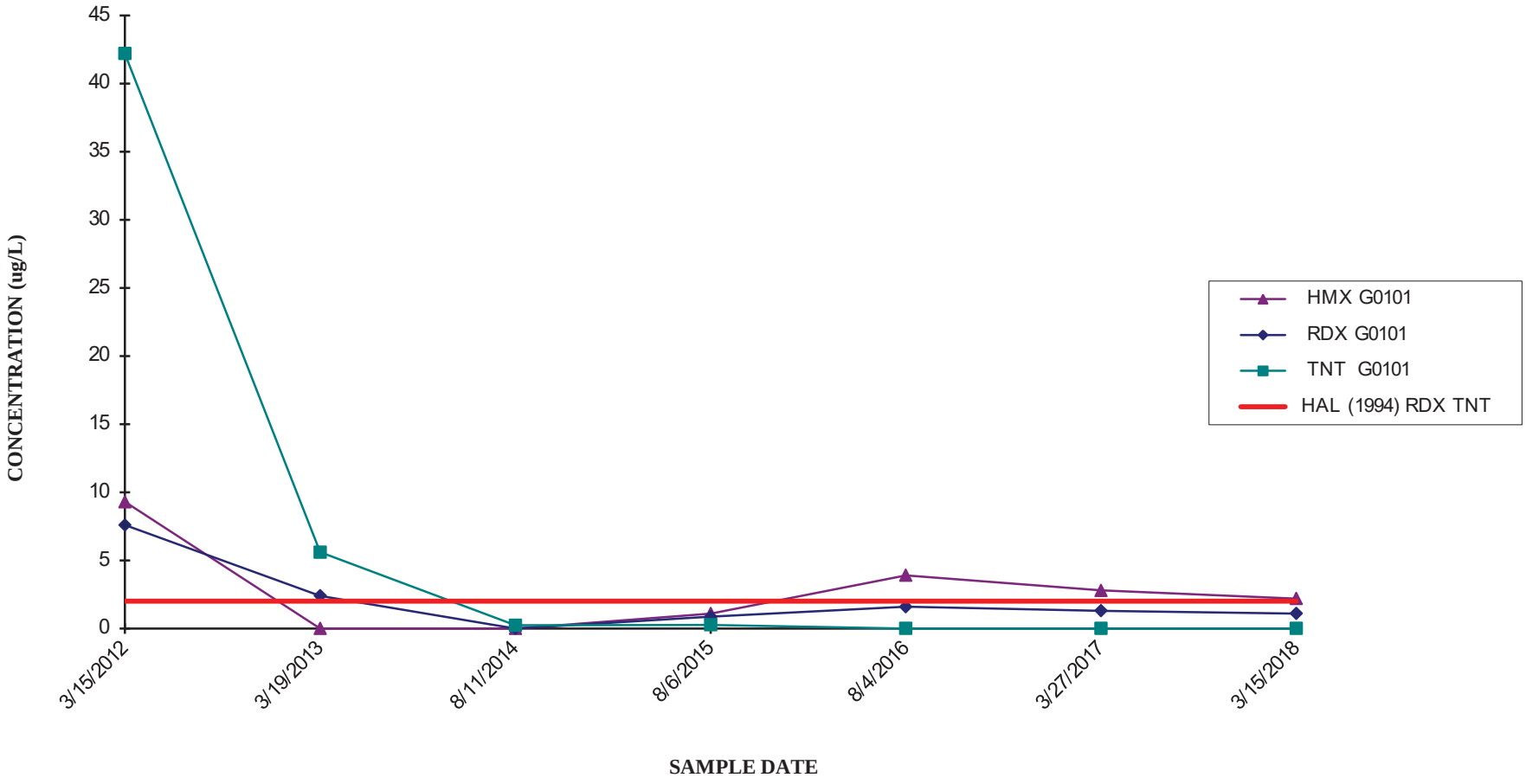

CORNHUSKER ARMY AMMUNITION PLANT
WELL G0102 - RDX

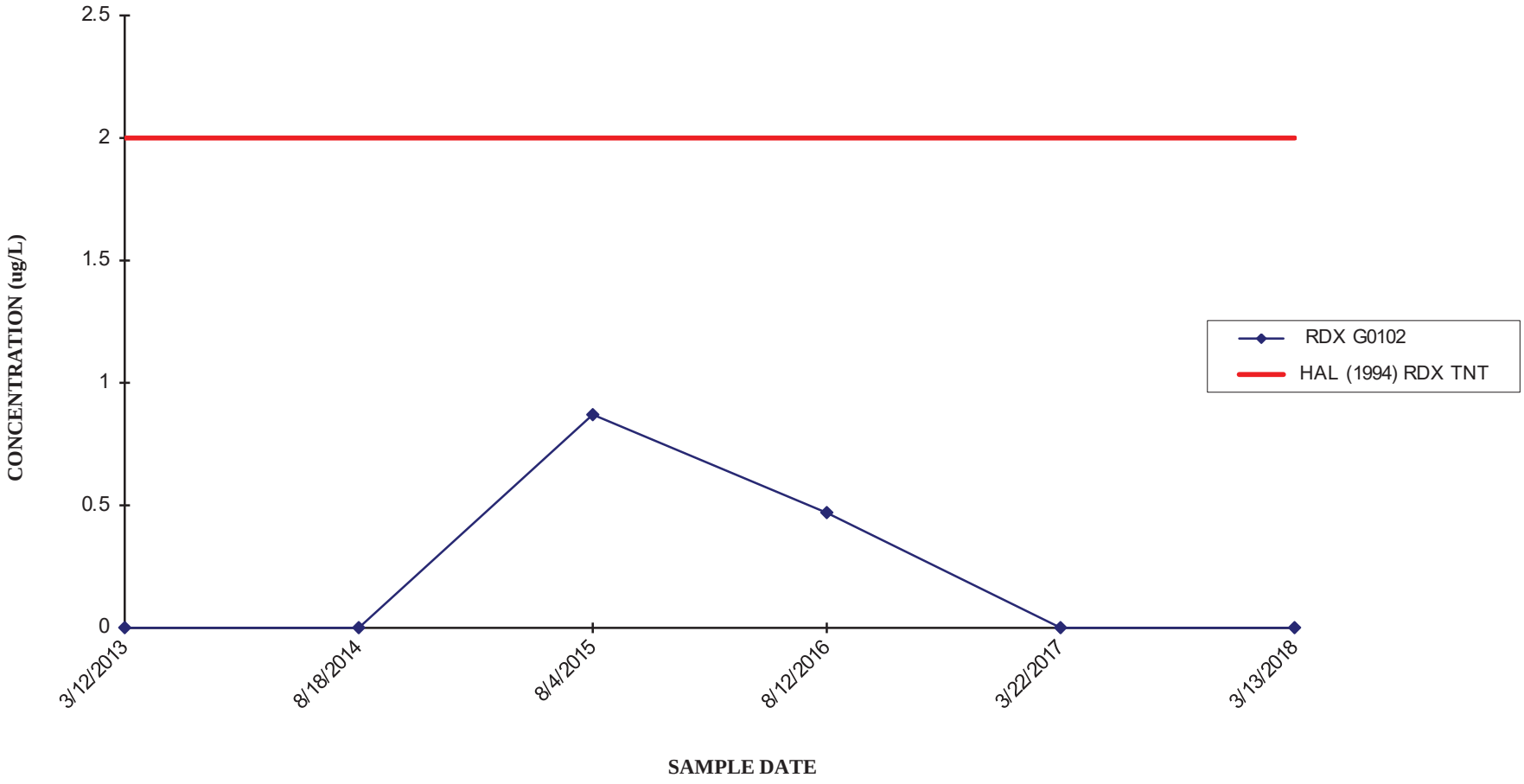

CORNHUSKER ARMY AMMUNITION PLANT
WELL G0103 - HMX AND RDX

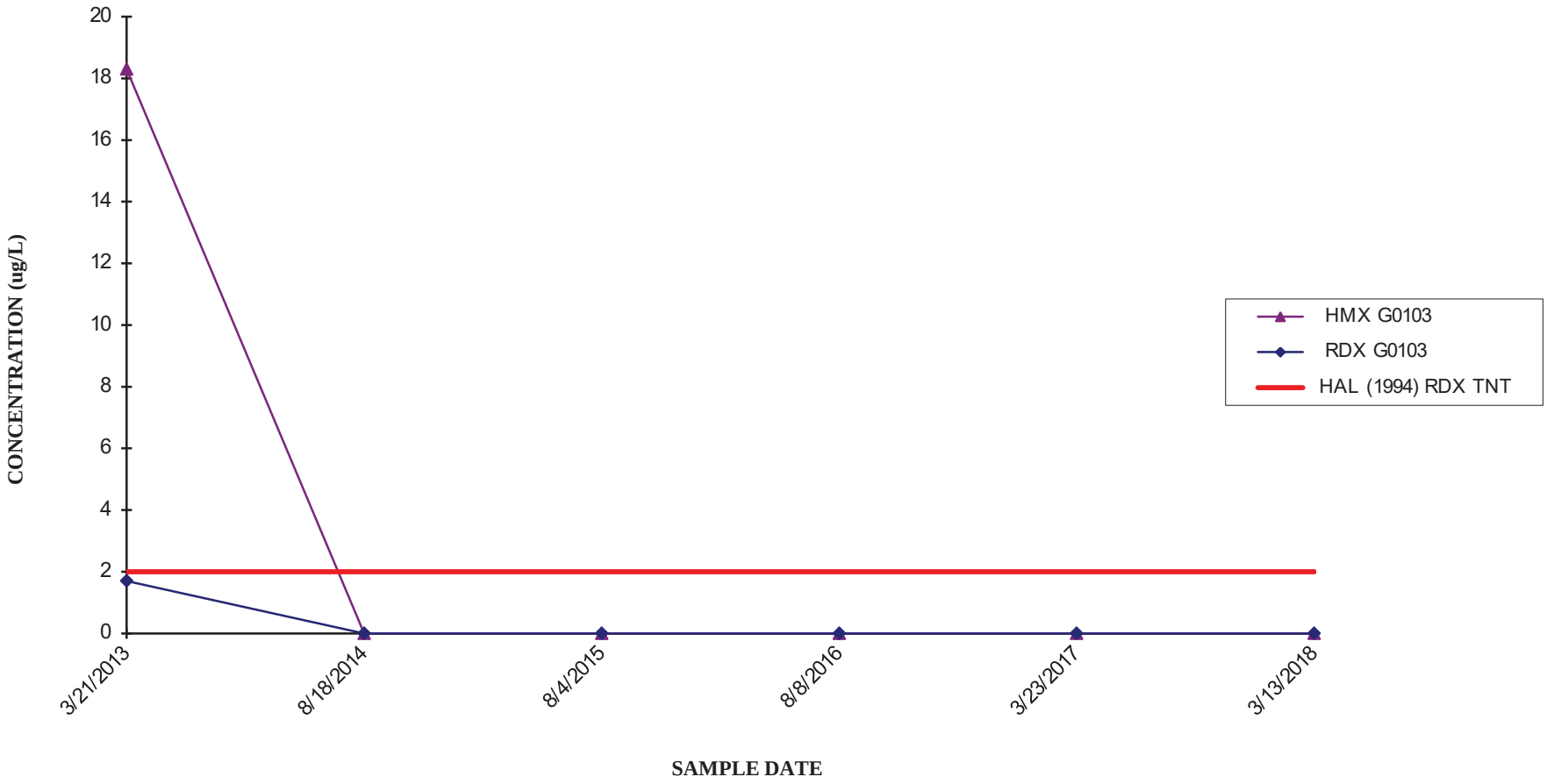

CORNHUSKER ARMY AMMUNITION PLANT
WELL G0104 - HMX AND RDX

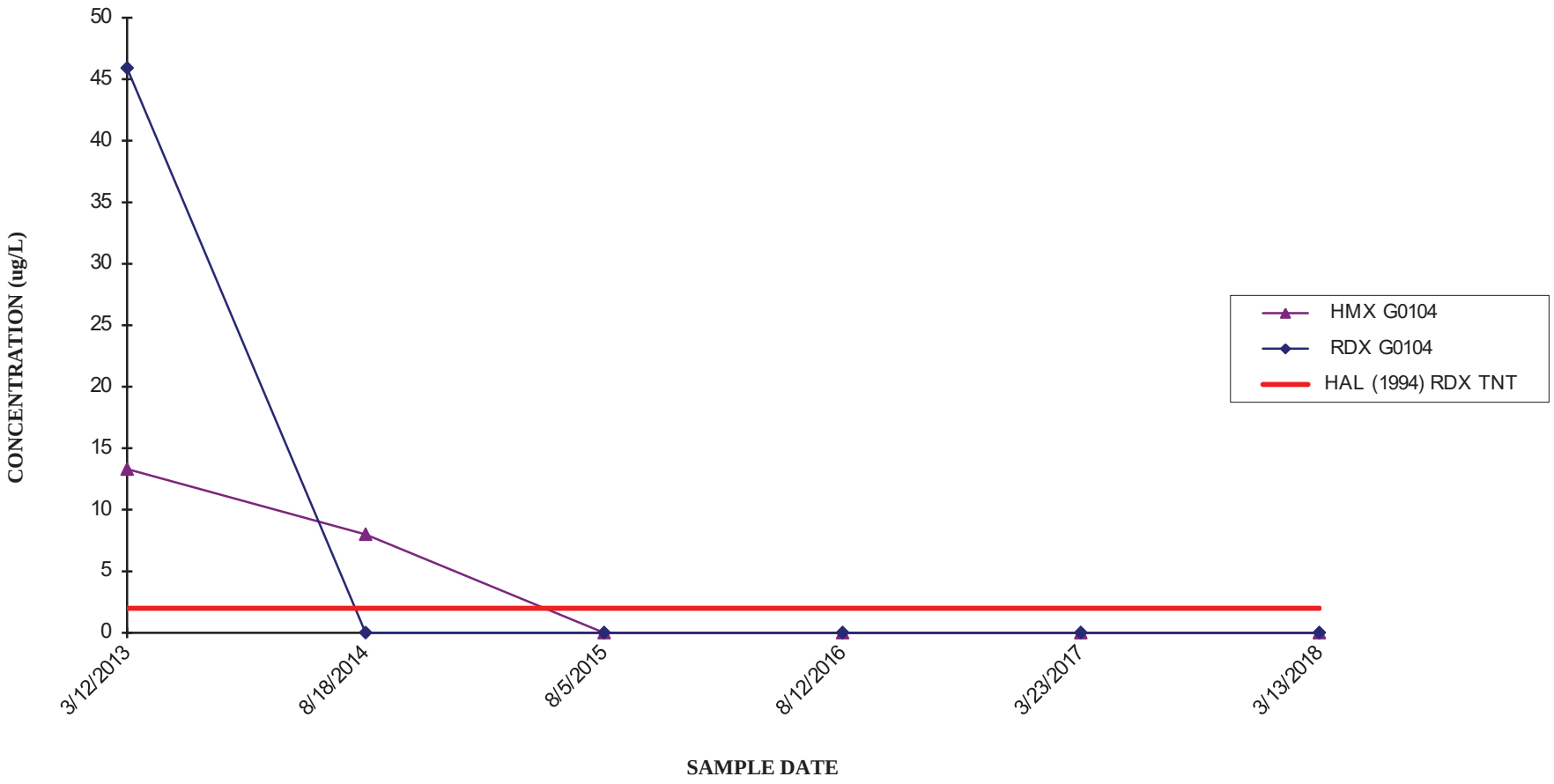

CORNHUSKER ARMY AMMUNITION PLANT
WELL G0105 - HMX

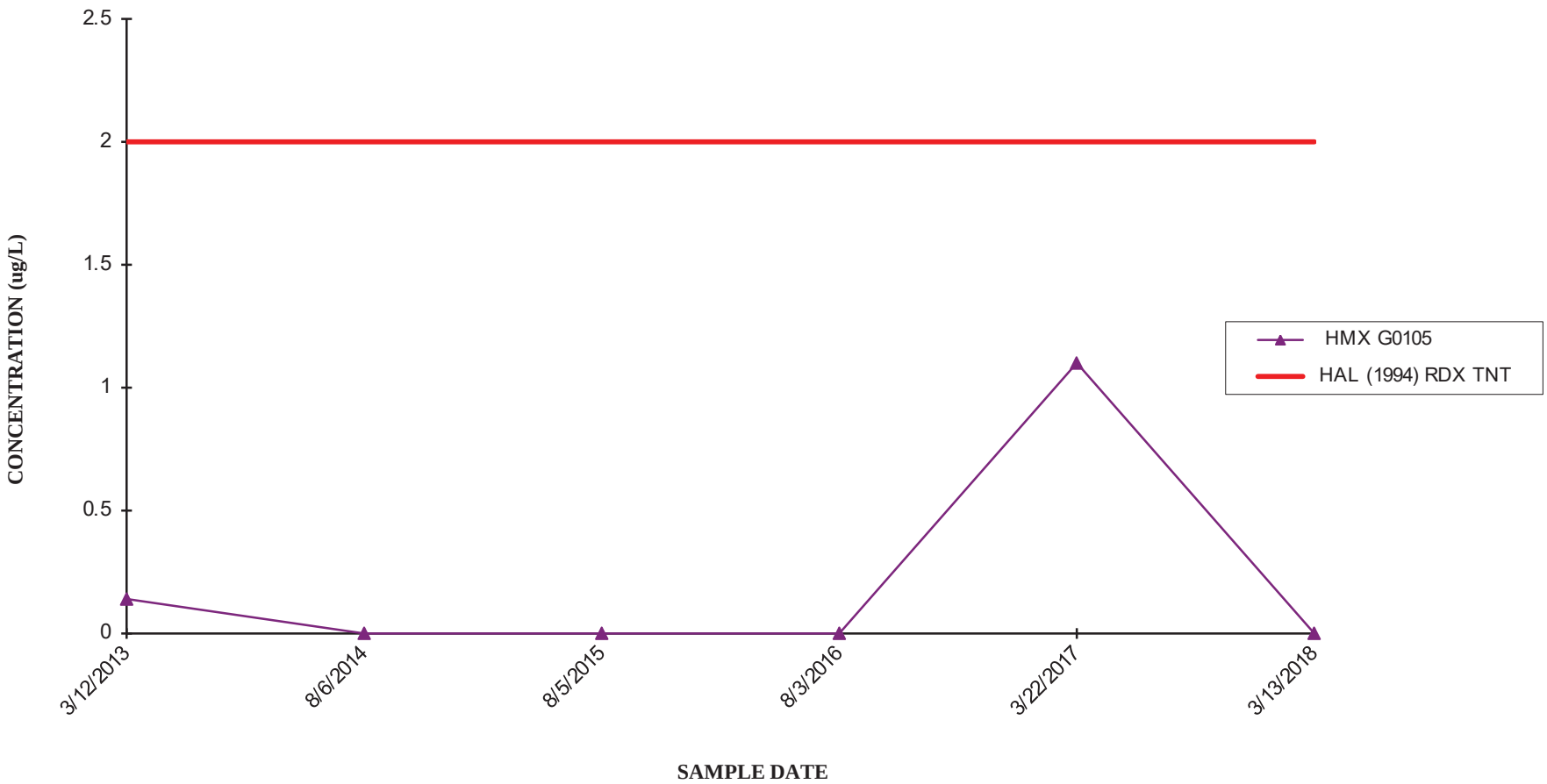

CORNHUSKER ARMY AMMUNITION PLANT
WELL G0108 - HMX, RDX, AND TNT

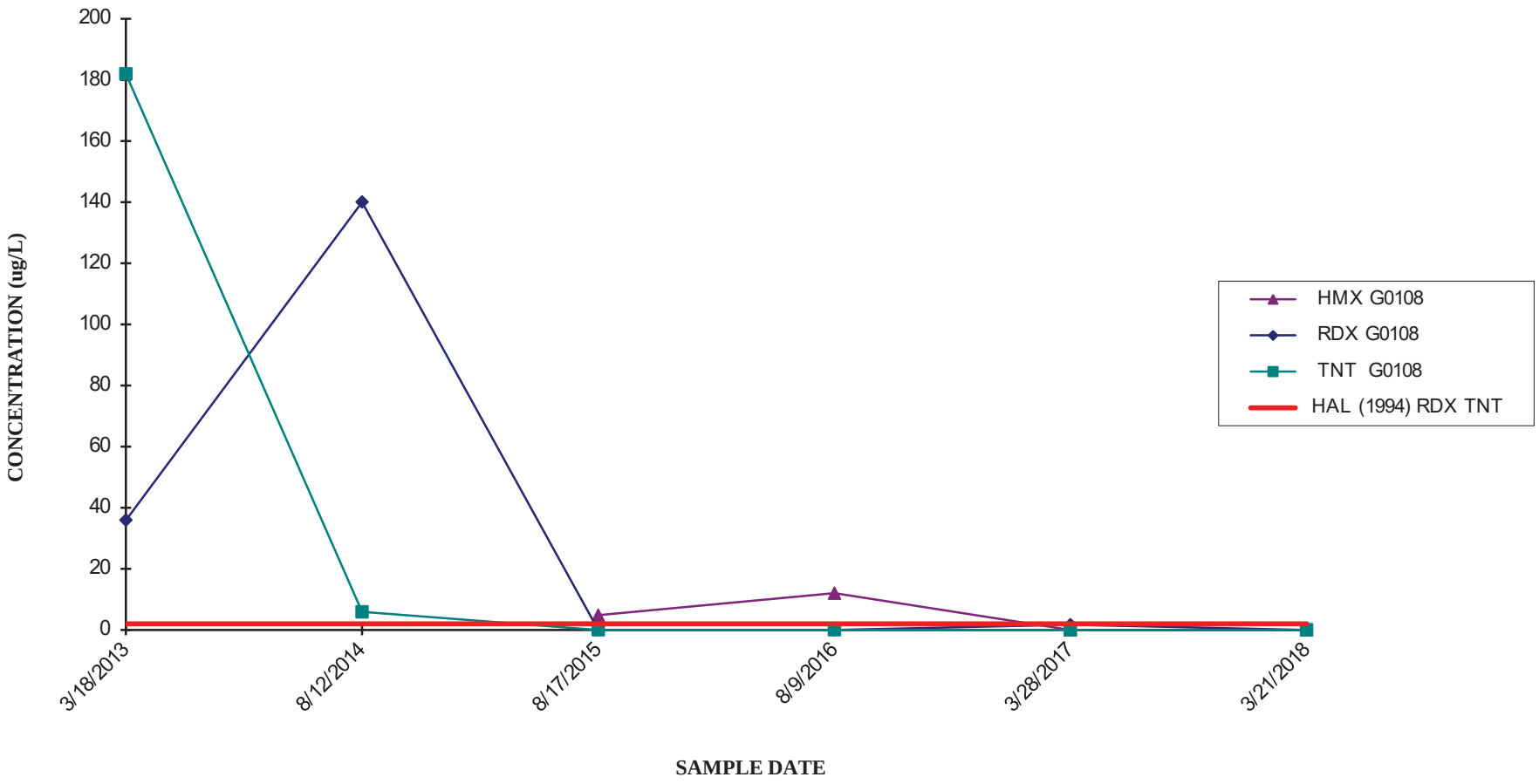

CORNHUSKER ARMY AMMUNITION PLANT
WELL G0109 - HMX and RDX

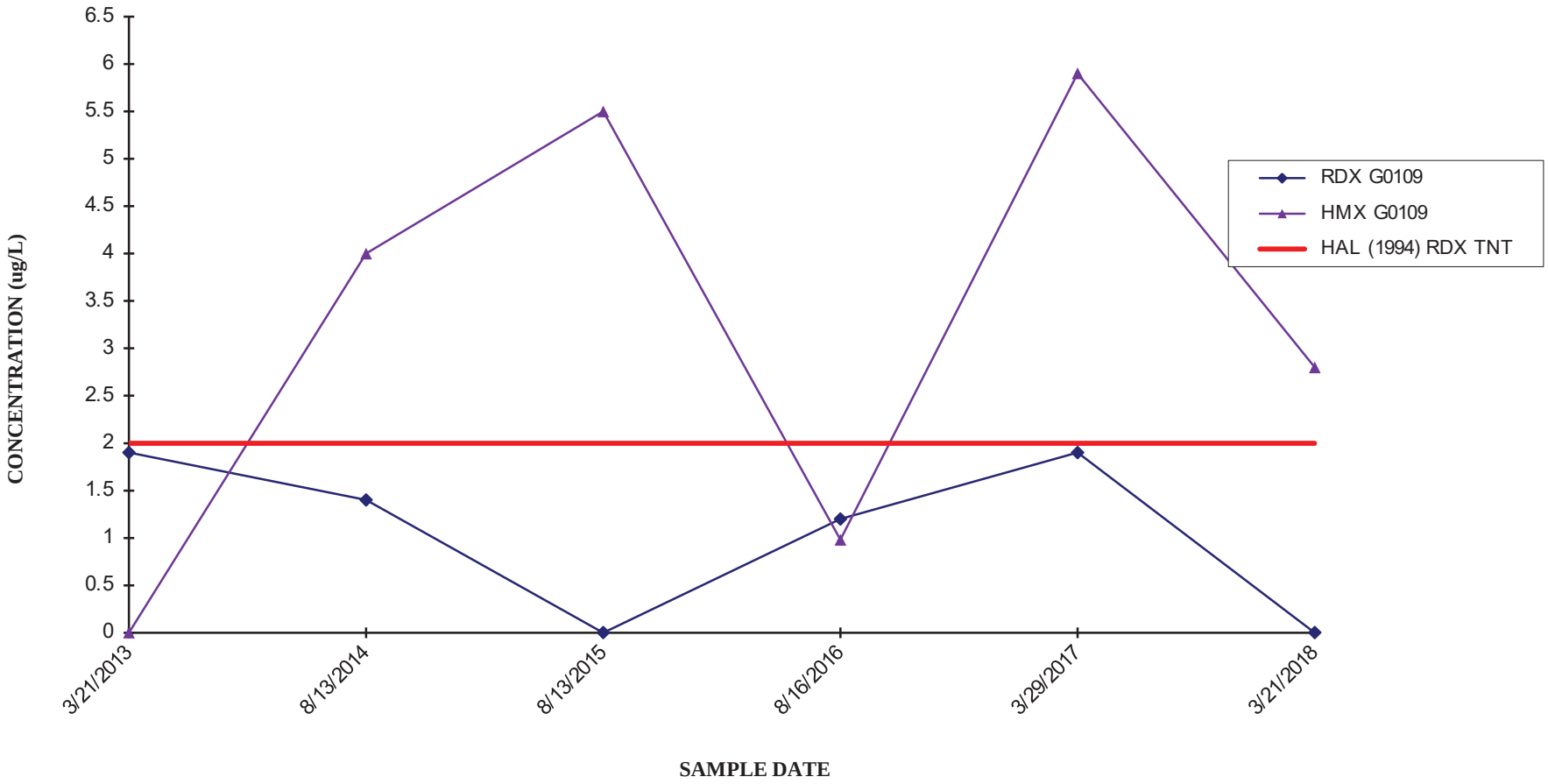

CORNHUSKER ARMY AMMUNITION PLANT
WELL G0110 - HMX, RDX, AND TNT

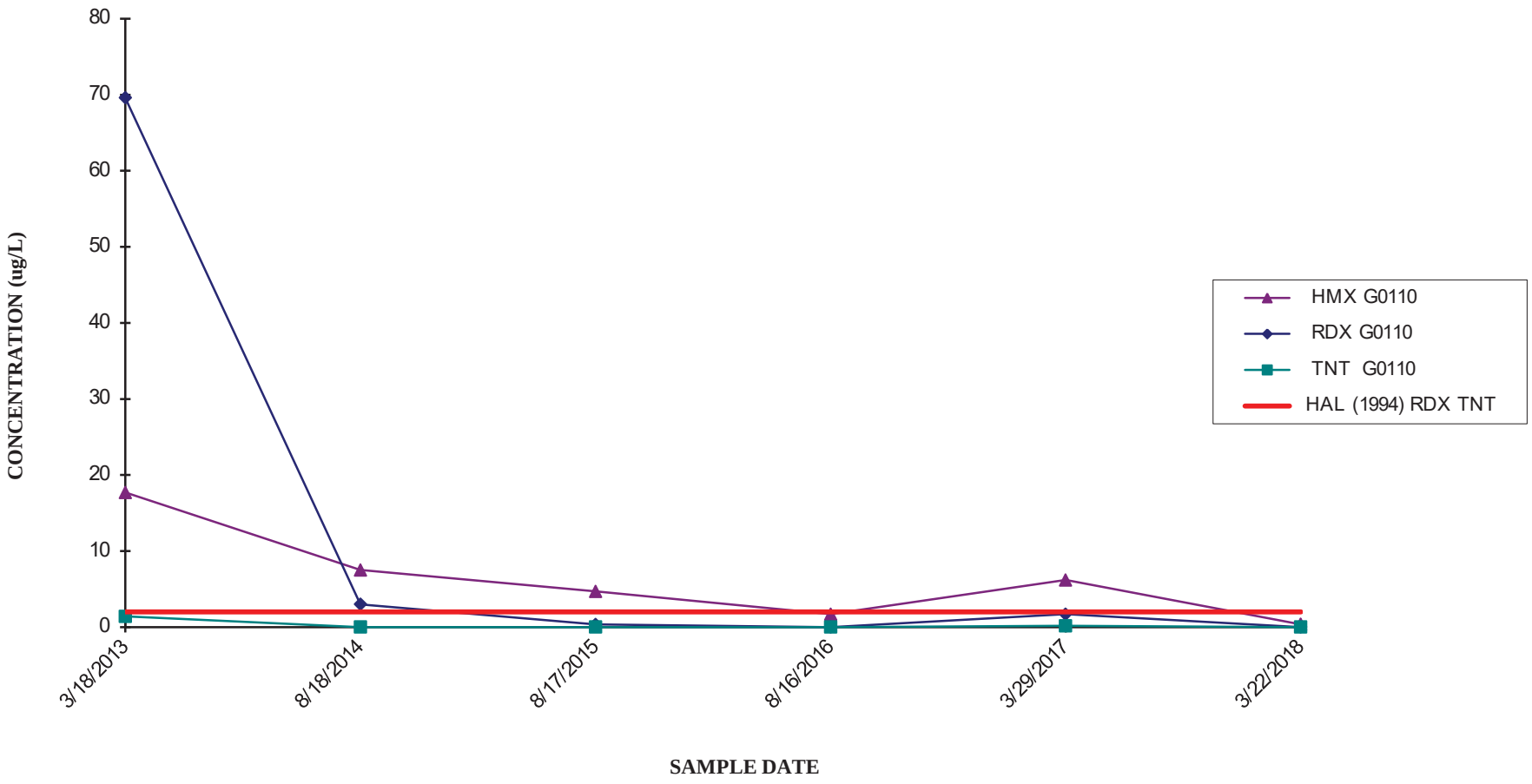

CORNHUSKER ARMY AMMUNITION PLANT
WELL G0111 - HMX, RDX, AND TNT

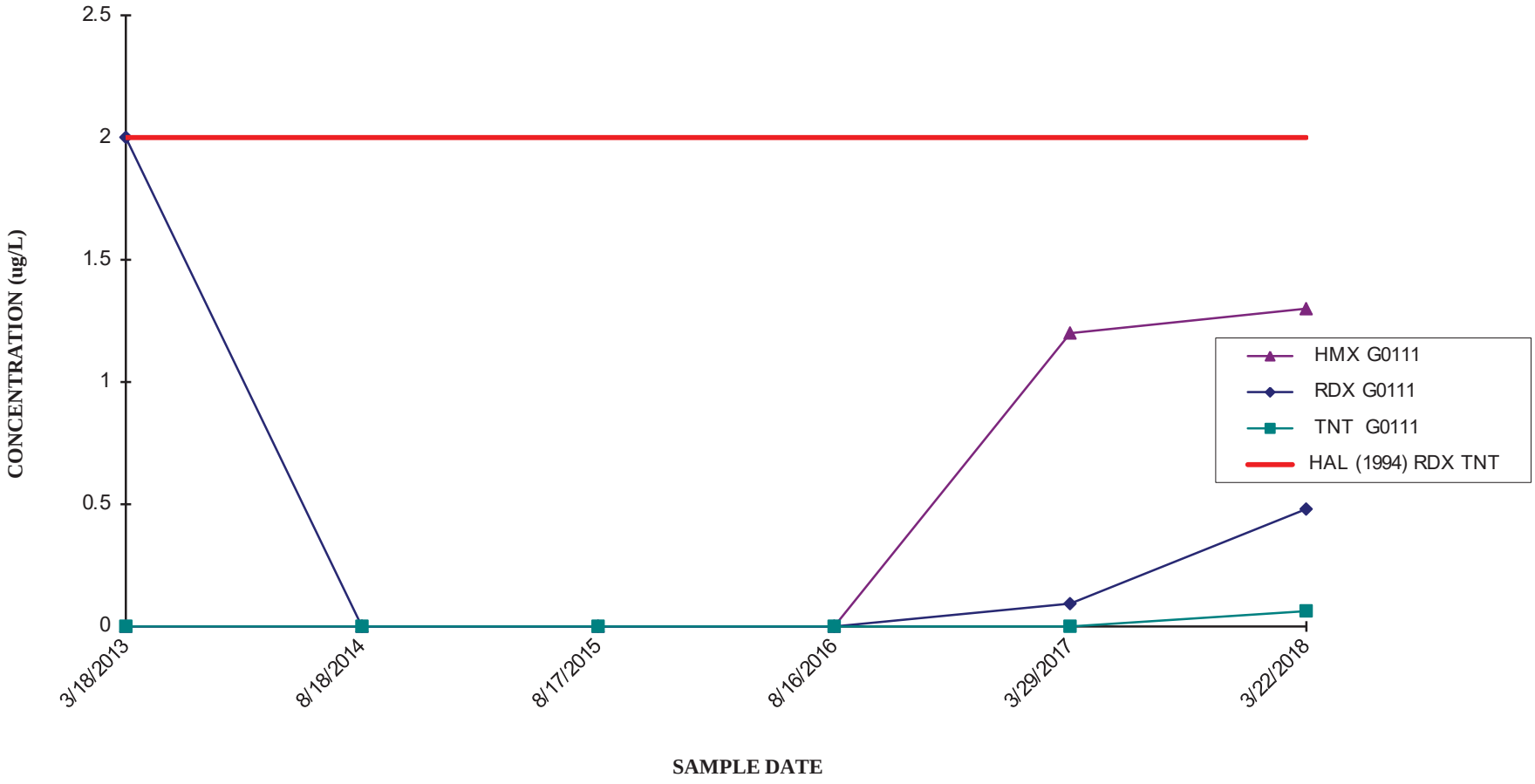

CORNHUSKER ARMY AMMUNITION PLANT
WELL G0112 - HMX, RDX, AND TNT

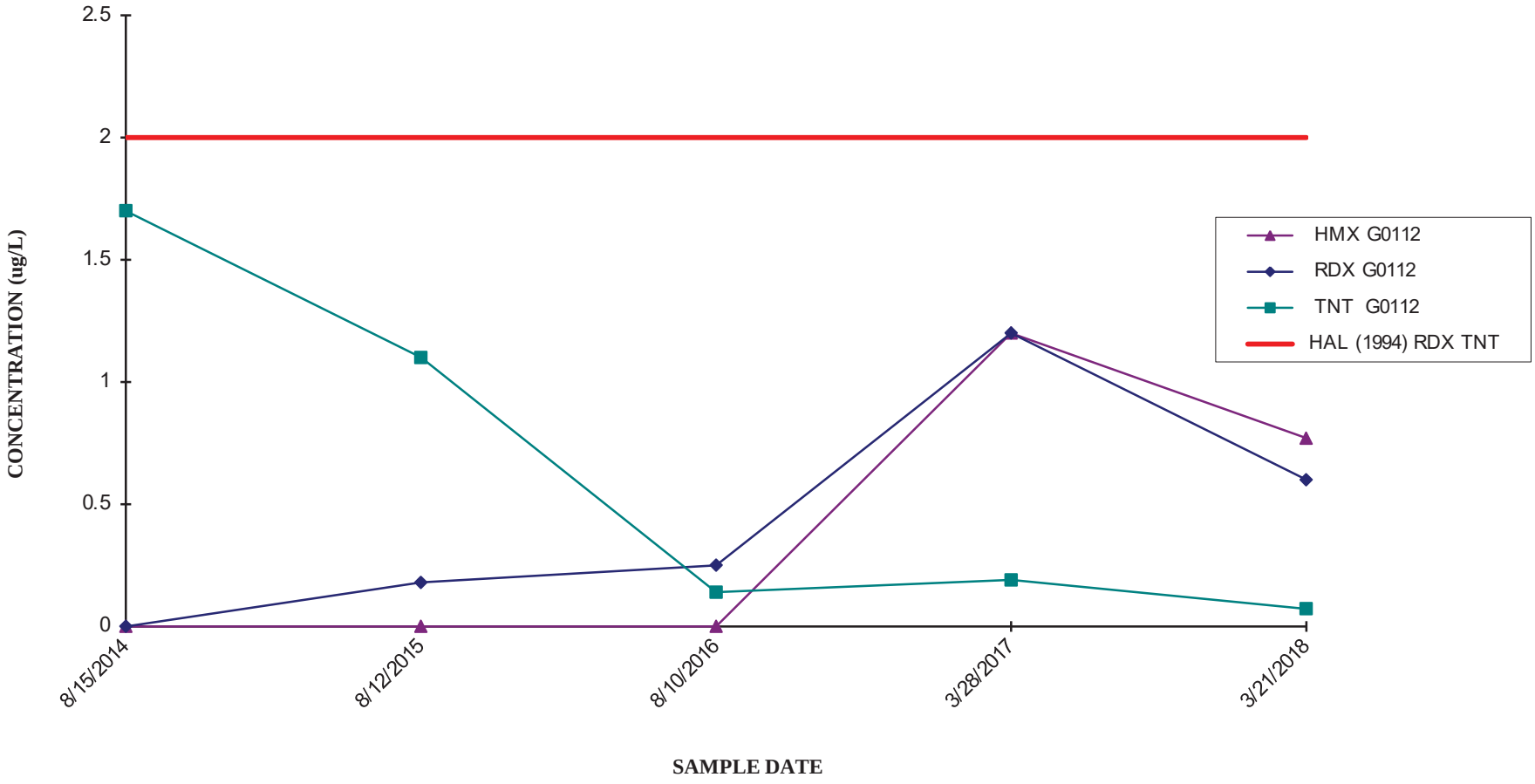

CORNHUSKER ARMY AMMUNITION PLANT
WELL G0113 - HMX, RDX, AND TNT

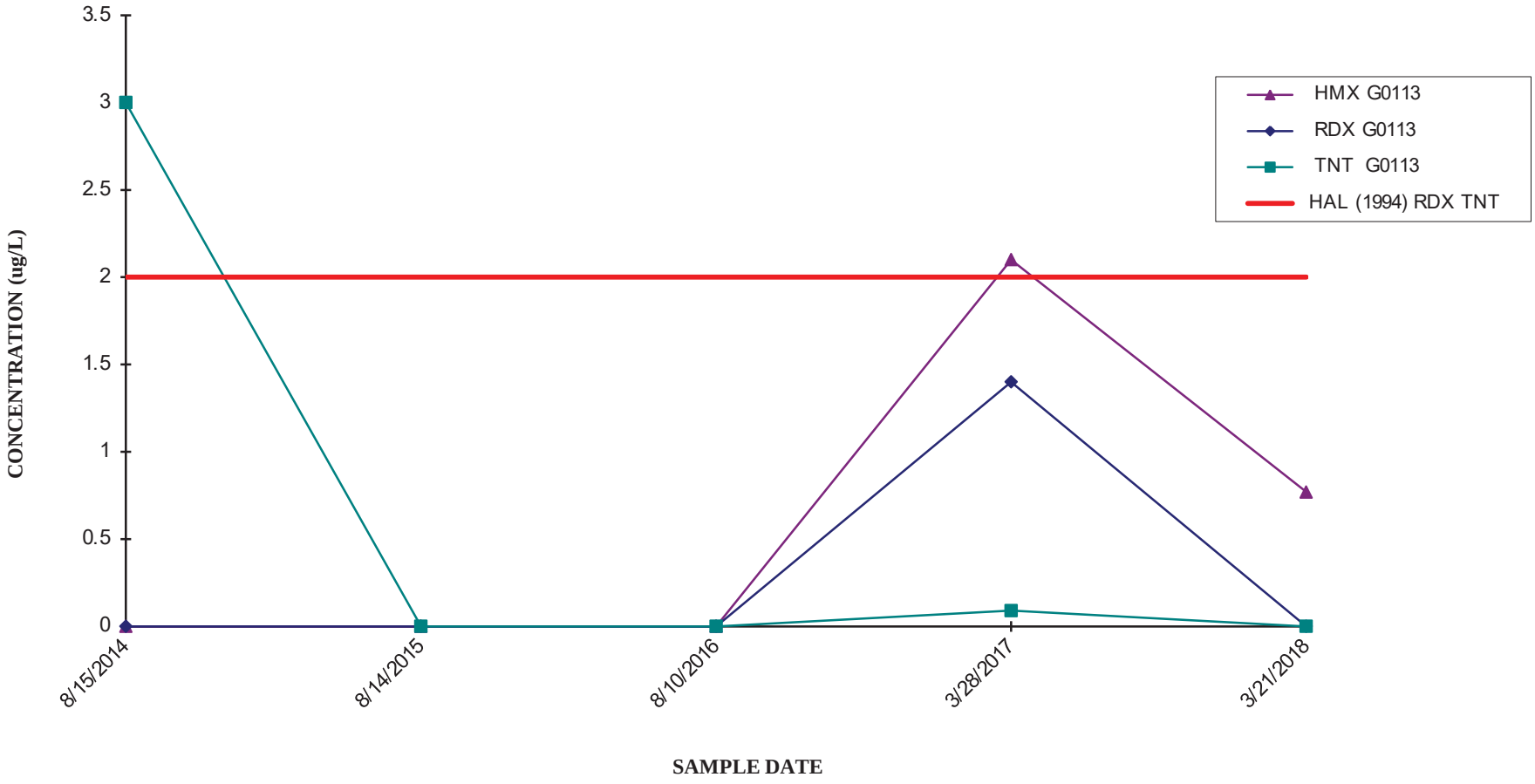

CORNHUSKER ARMY AMMUNITION PLANT
WELL G0114 - HMX, RDX, AND TNT

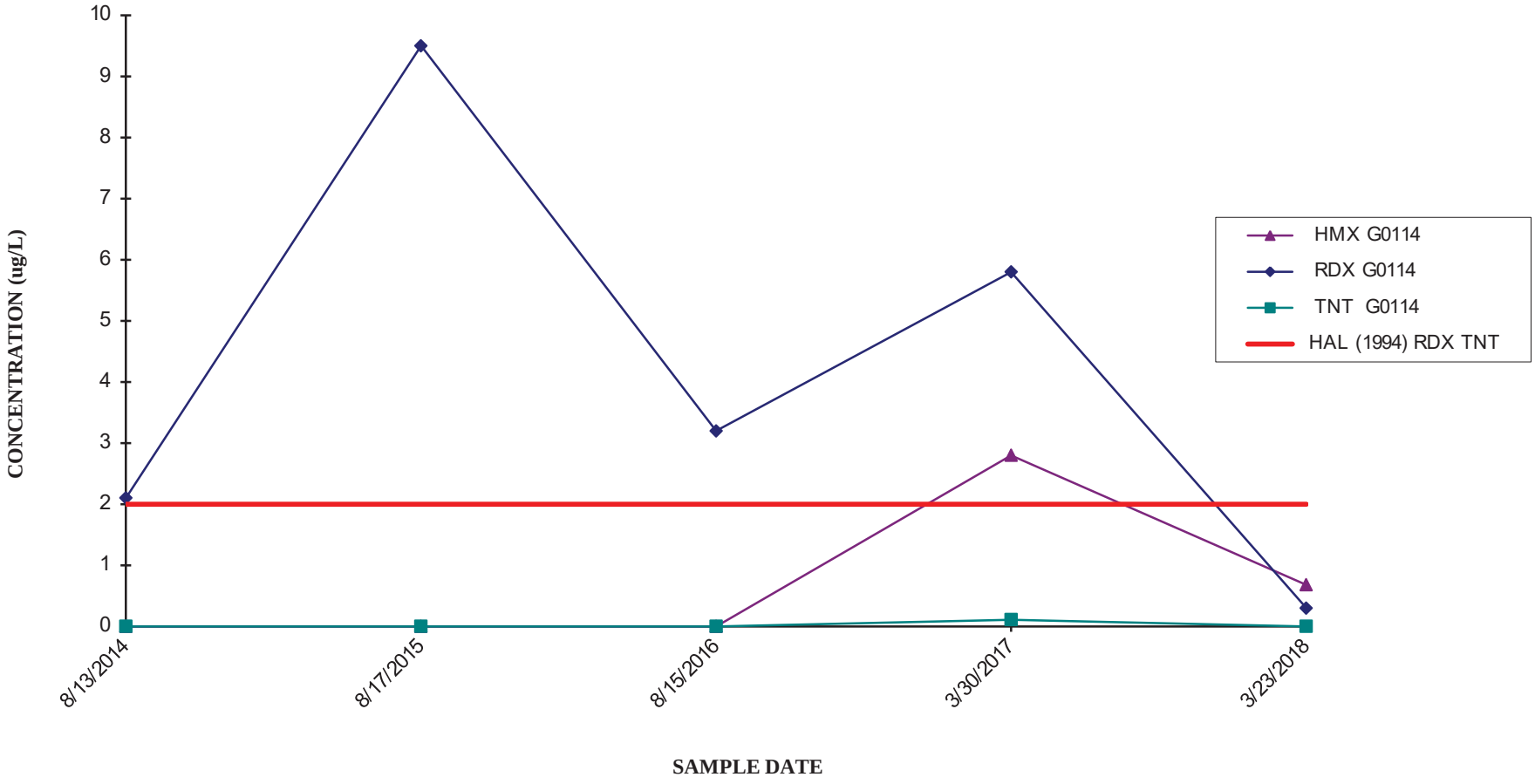

CORNHUSKER ARMY AMMUNITION PLANT
WELL G0115 - HMX, RDX, AND TNT

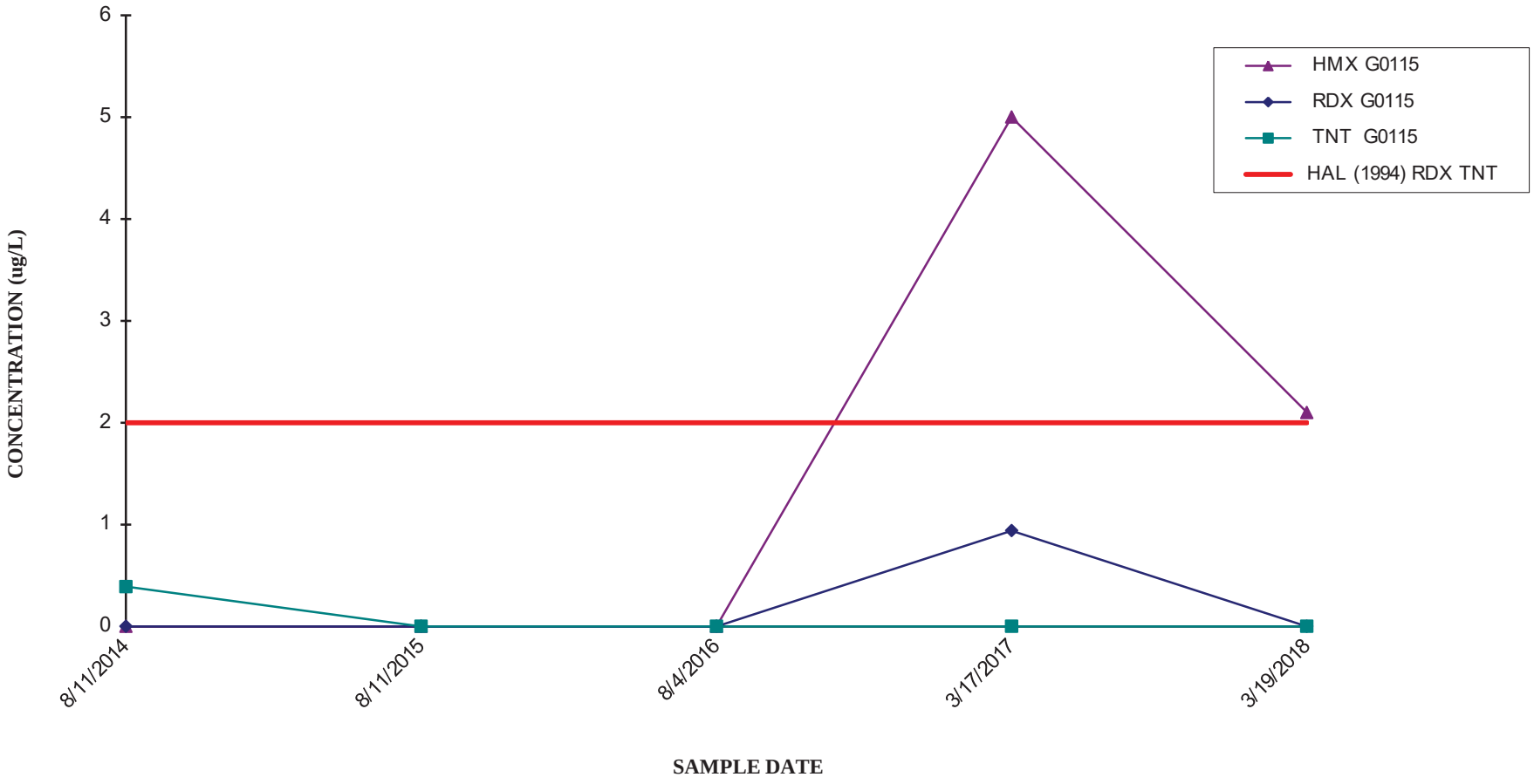

CORNHUSKER ARMY AMMUNITION PLANT
WELL G0116 - HMX, RDX, AND TNT

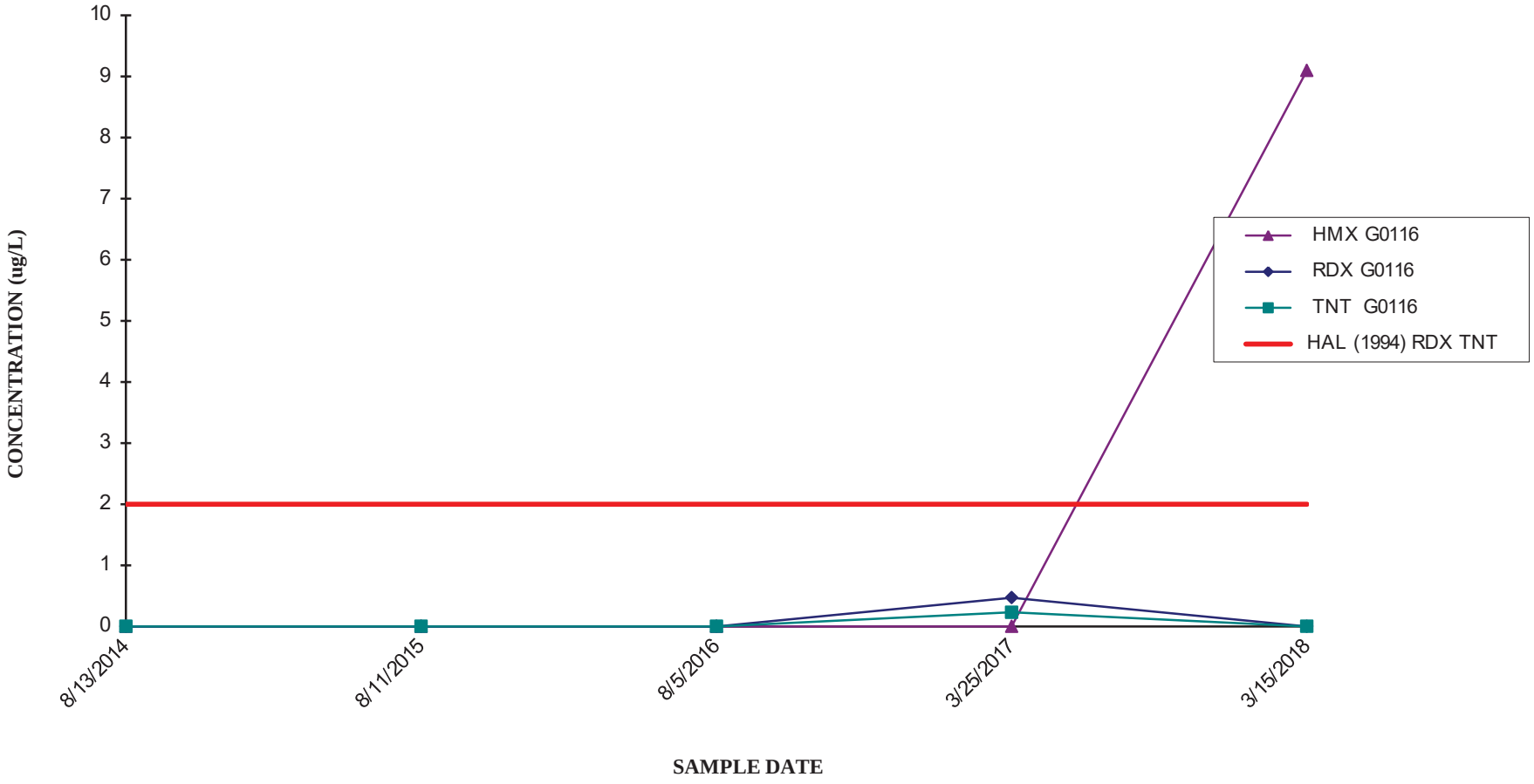

CORNHUSKER ARMY AMMUNITION PLANT
WELL G0117 - RDX and TNT

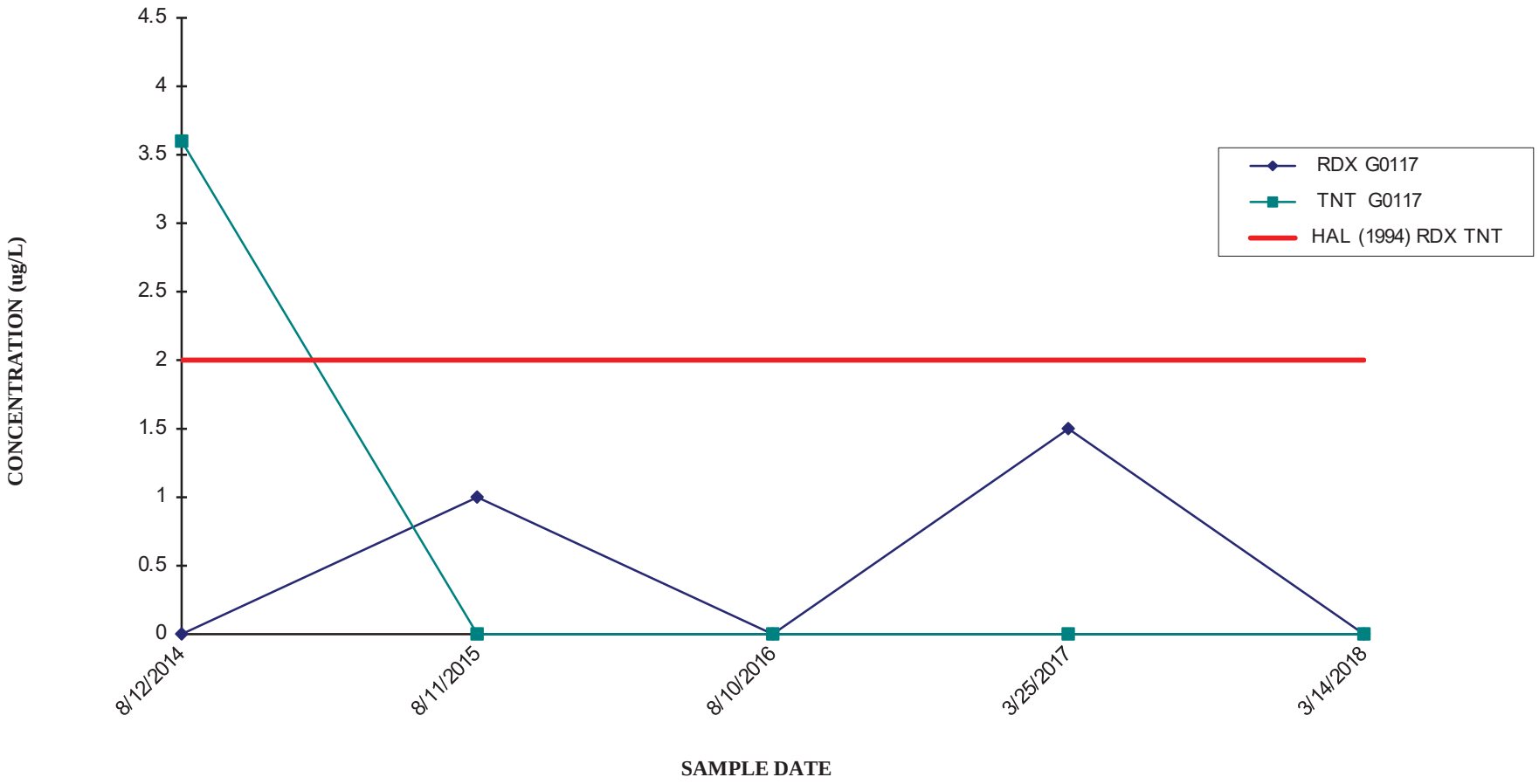

CORNHUSKER ARMY AMMUNITION PLANT
WELL G0118 - HMX, RDX, AND TNT

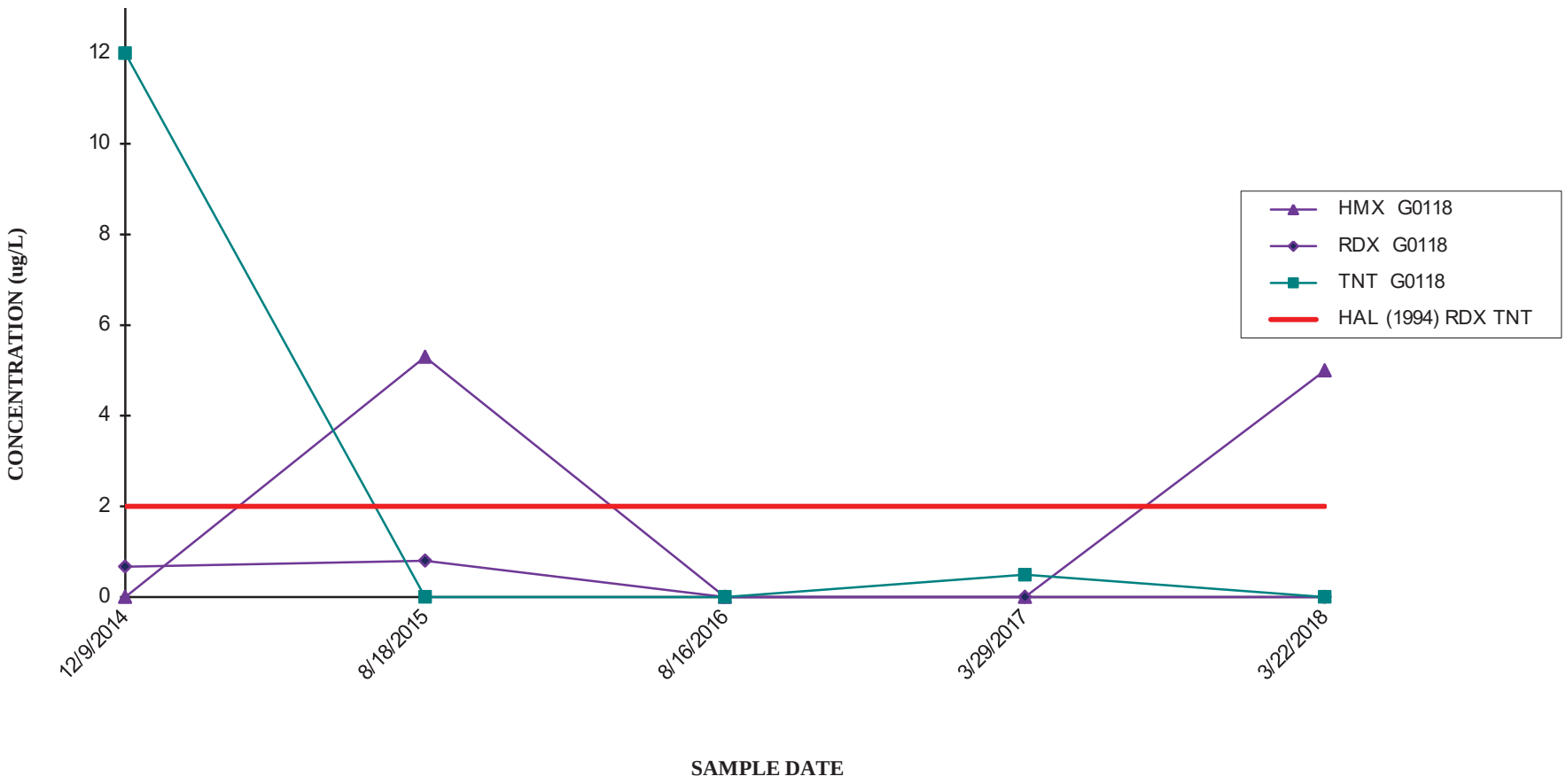

CORNHUSKER ARMY AMMUNITION PLANT
WELL G0119 - HMX AND RDX

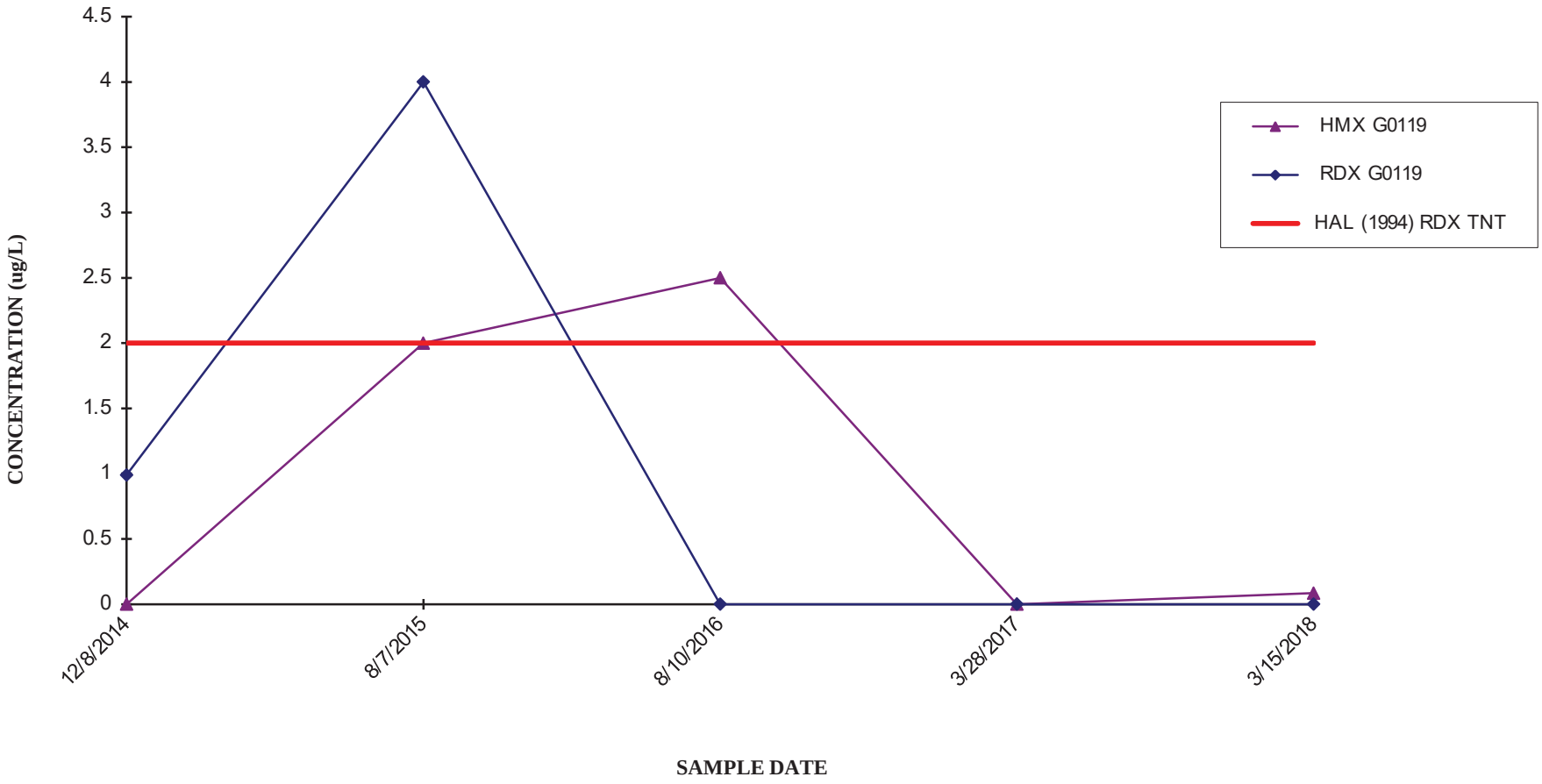

CORNHUSKER ARMY AMMUNITION PLANT
WELL G0120 - HMX, RDX, AND TNT

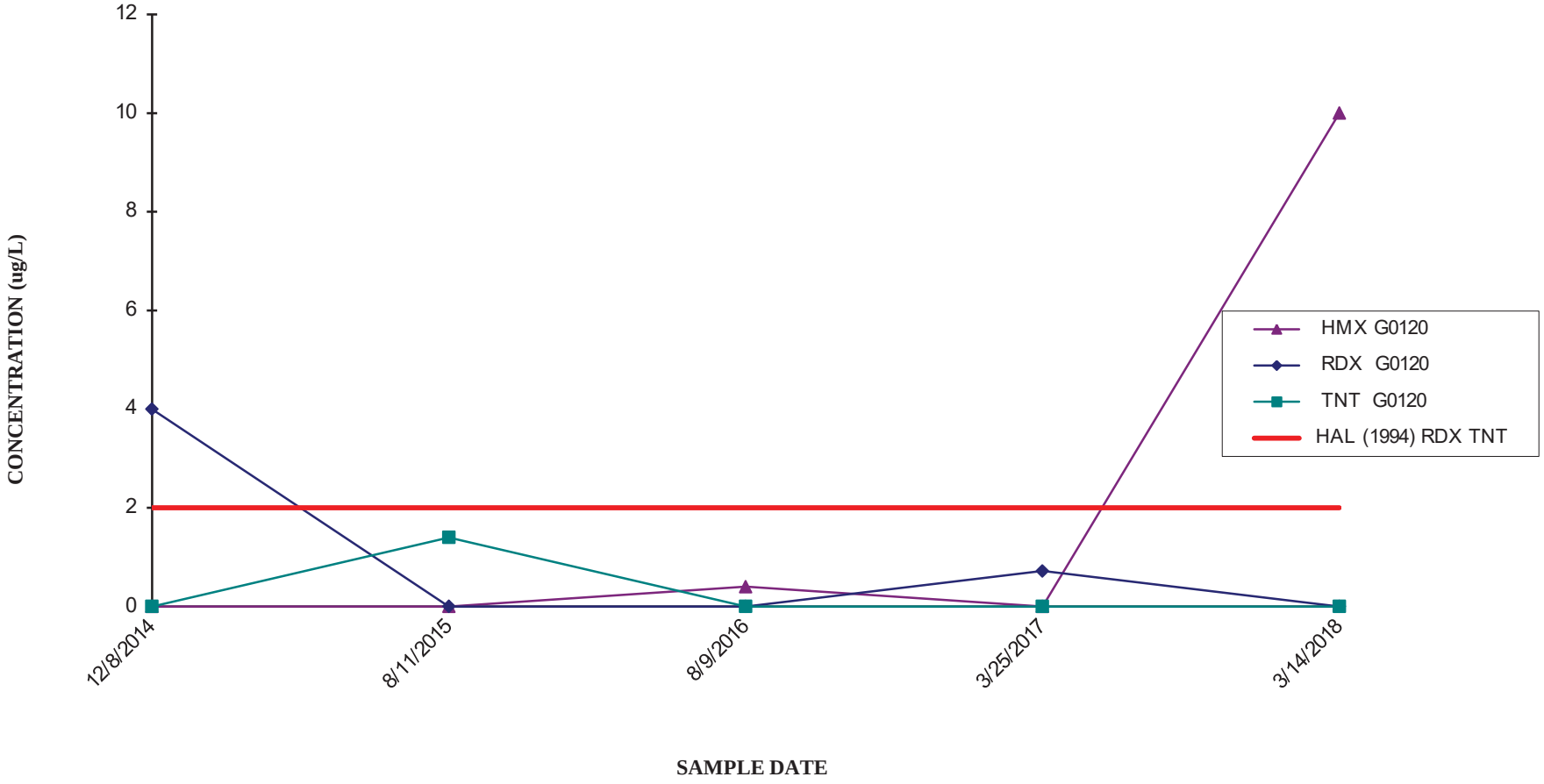

CORNHUSKER ARMY AMMUNITION PLANT
WELL G0121 - HMX, RDX, AND TNT

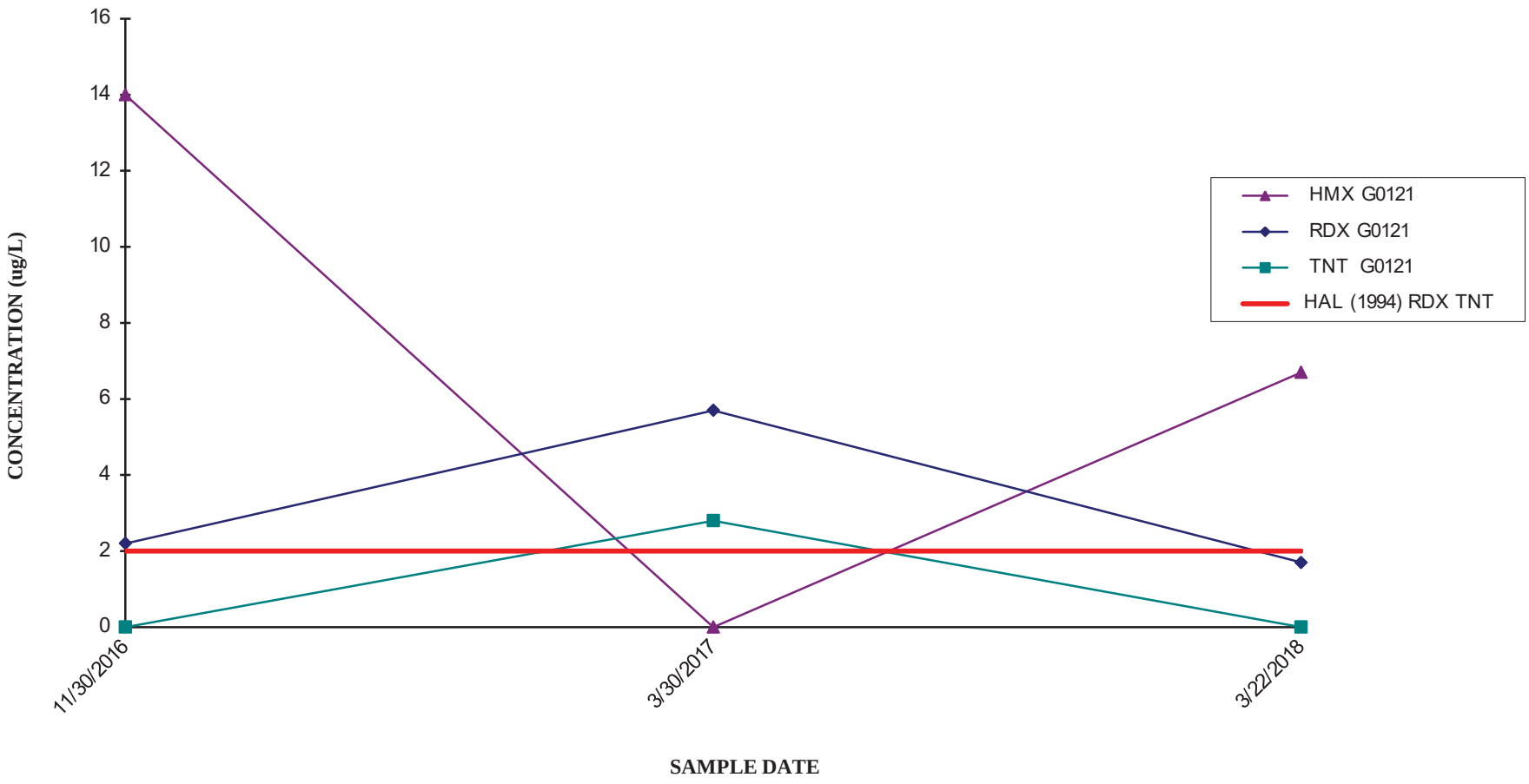

CORNHUSKER ARMY AMMUNITION PLANT
PIEZOMETER PZ001 - HMX AND RDX

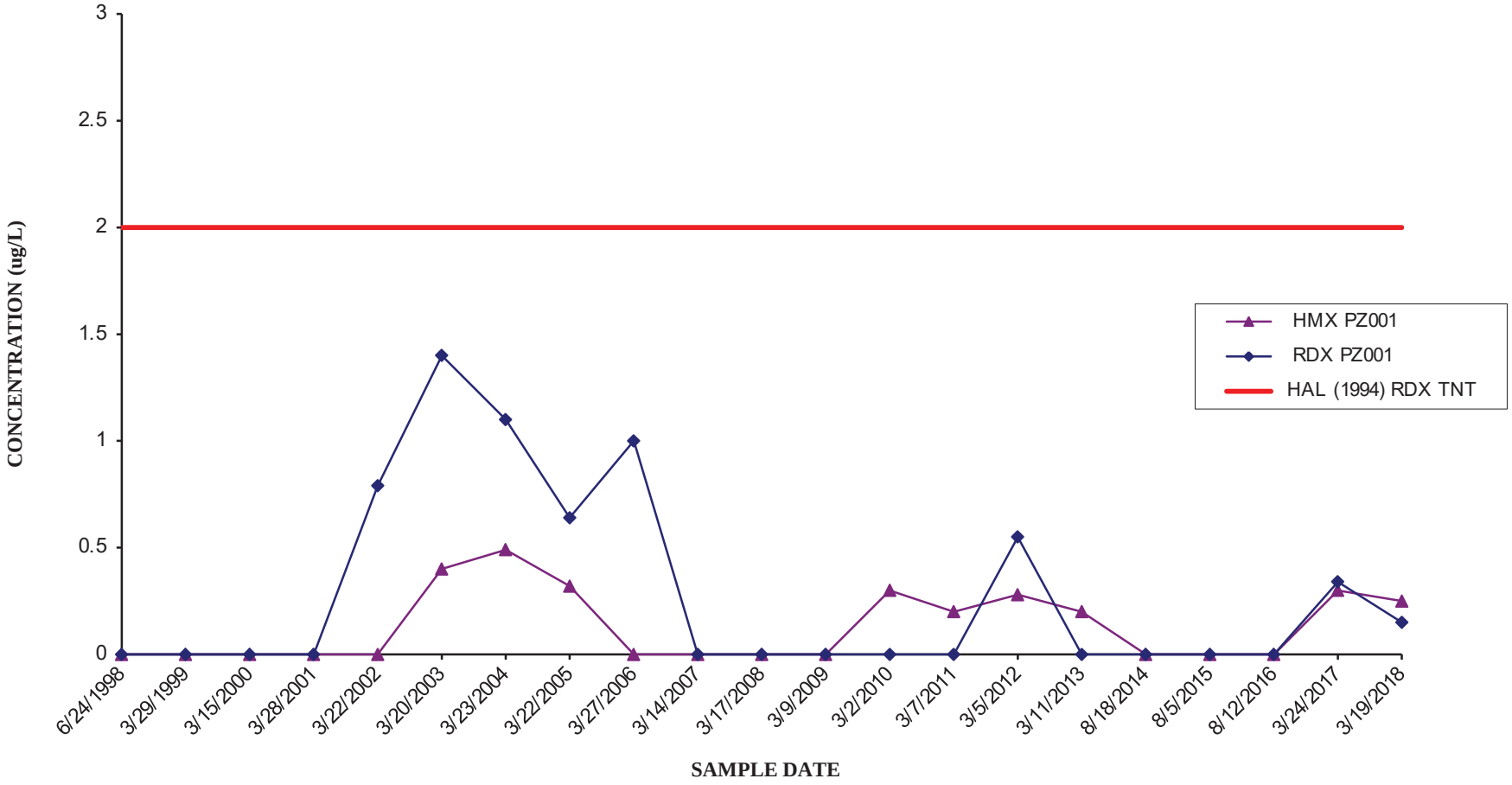

CORNHUSKER ARMY AMMUNITION PLANT
PIEZOMETER PZ004 - RDX

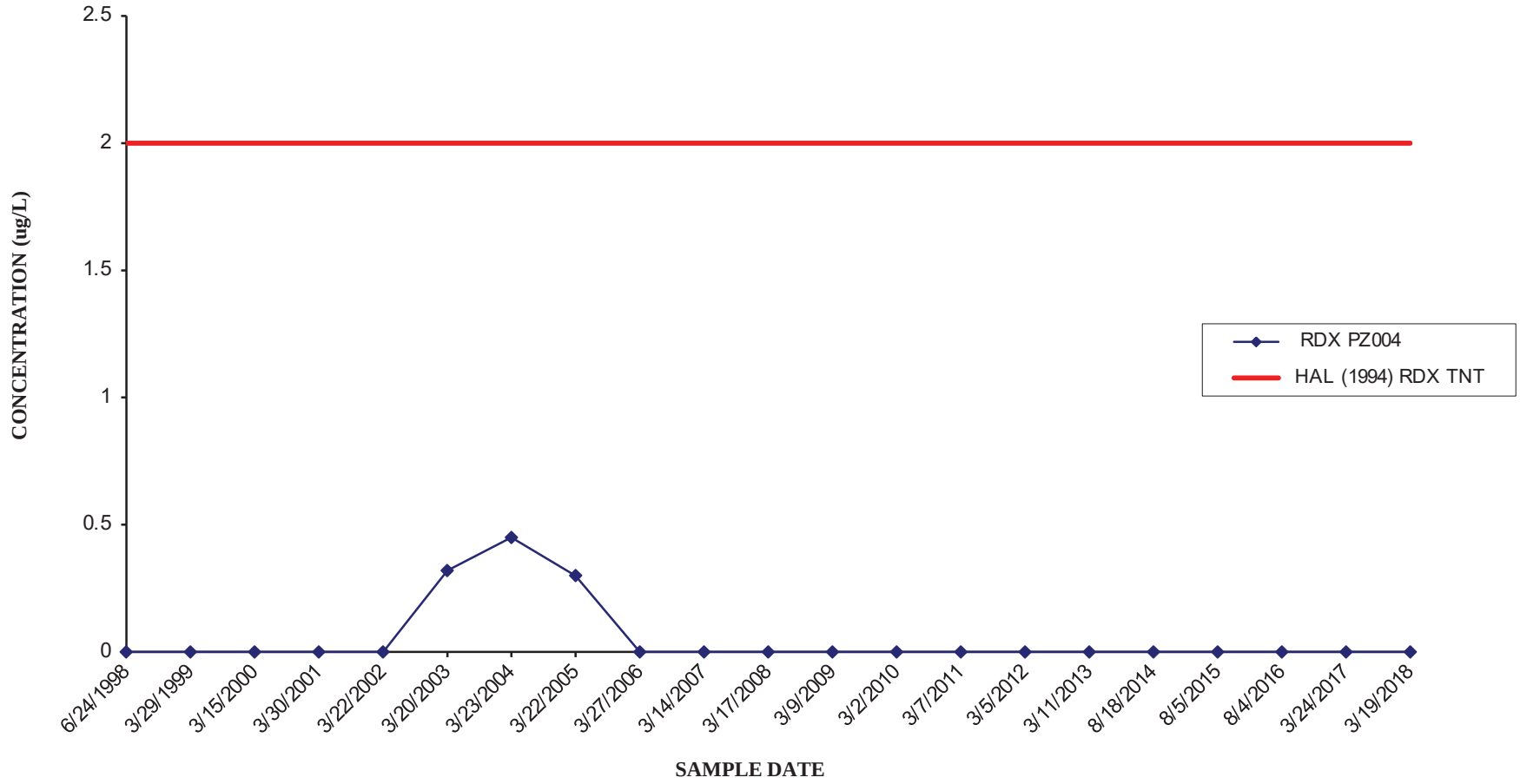

CORNHUSKER ARMY AMMUNITION PLANT
PIEZOMETER PZ009 - RDX AND TNT

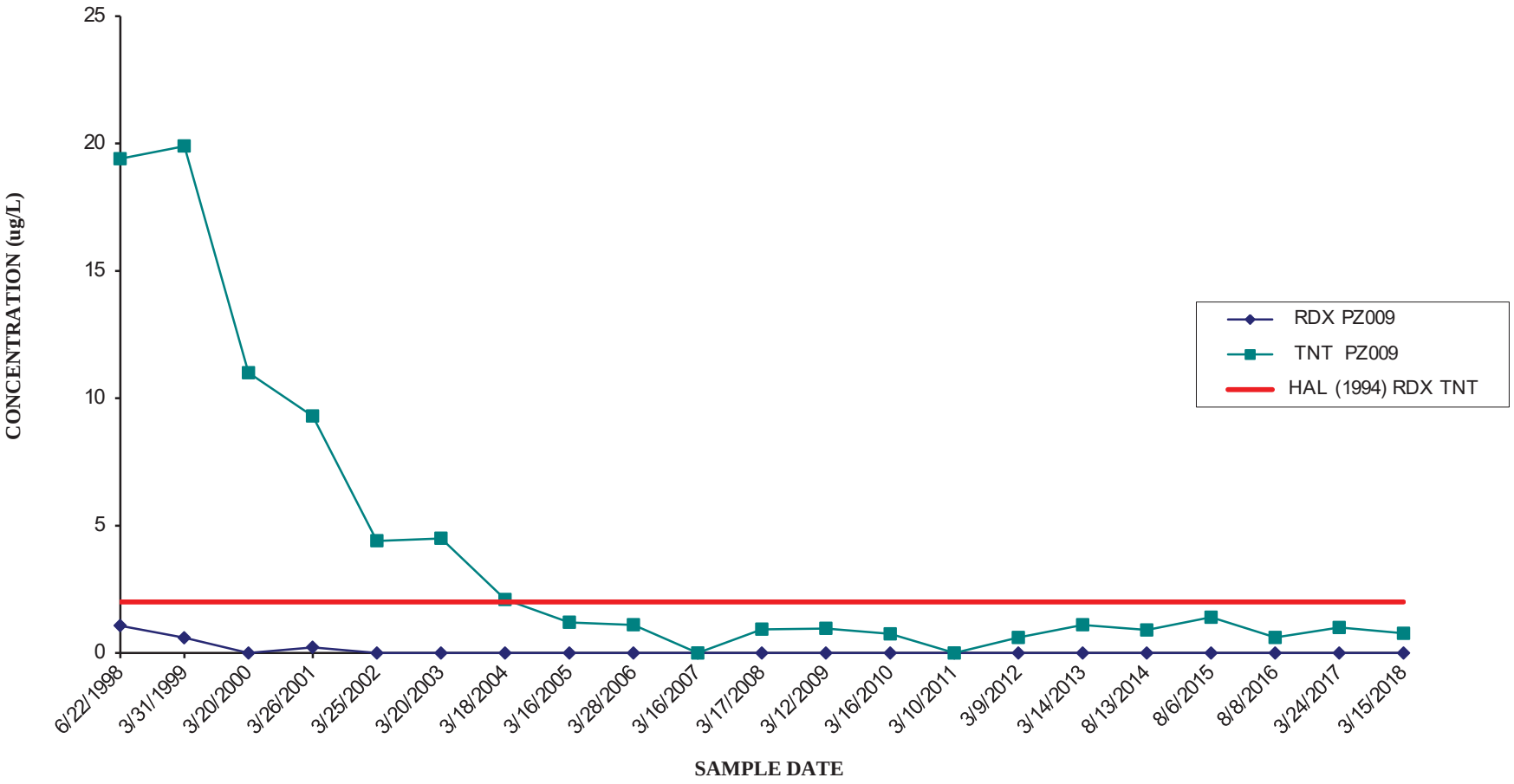

CORNHUSKER ARMY AMMUNITION PLANT
PIEZOMETER PZ010 - HMX, RDX, AND TNT

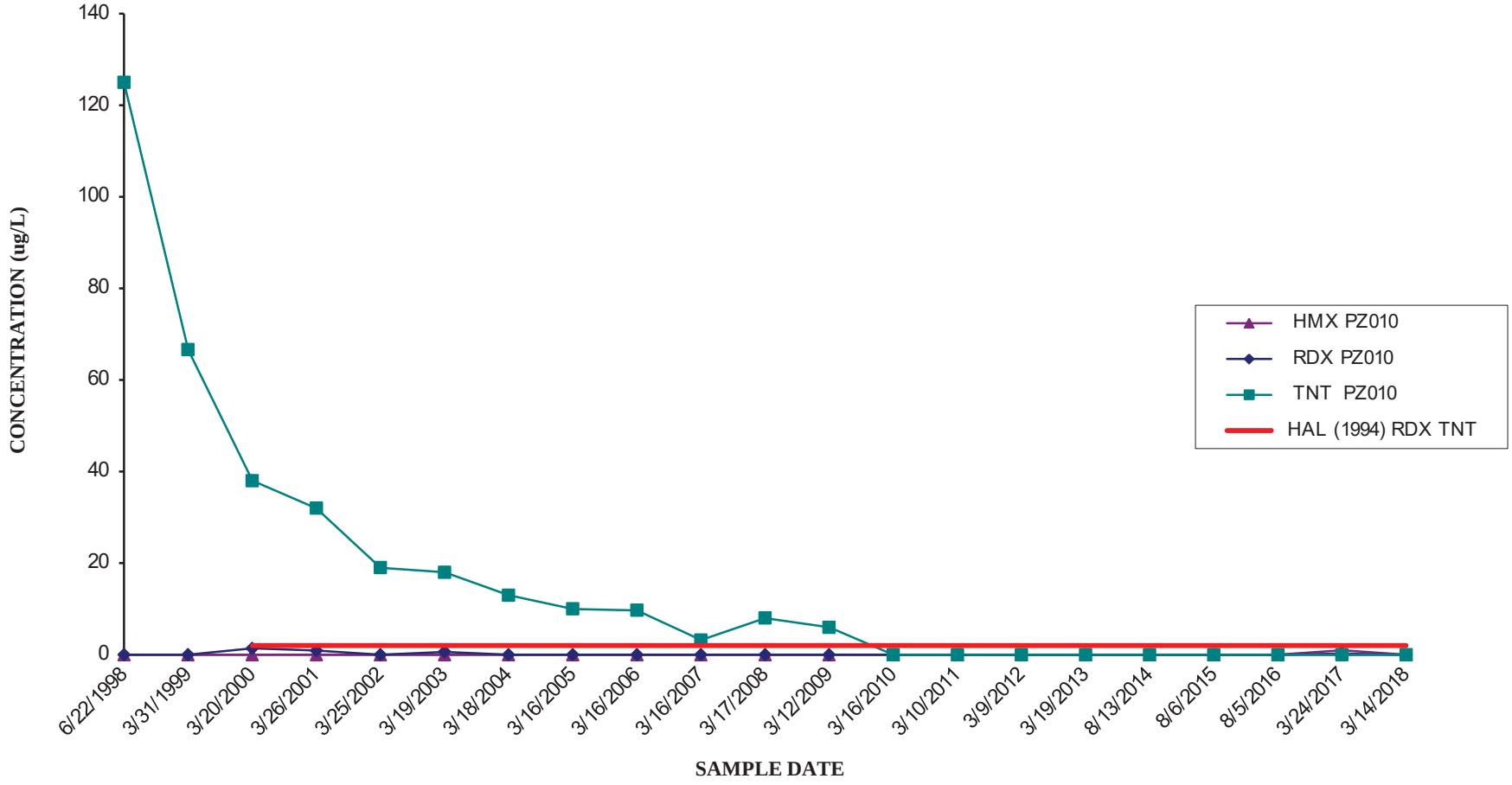

CORNHUSKER ARMY AMMUNITION PLANT
PIEZOMETER PZ011 - HMX, RDX, AND TNT

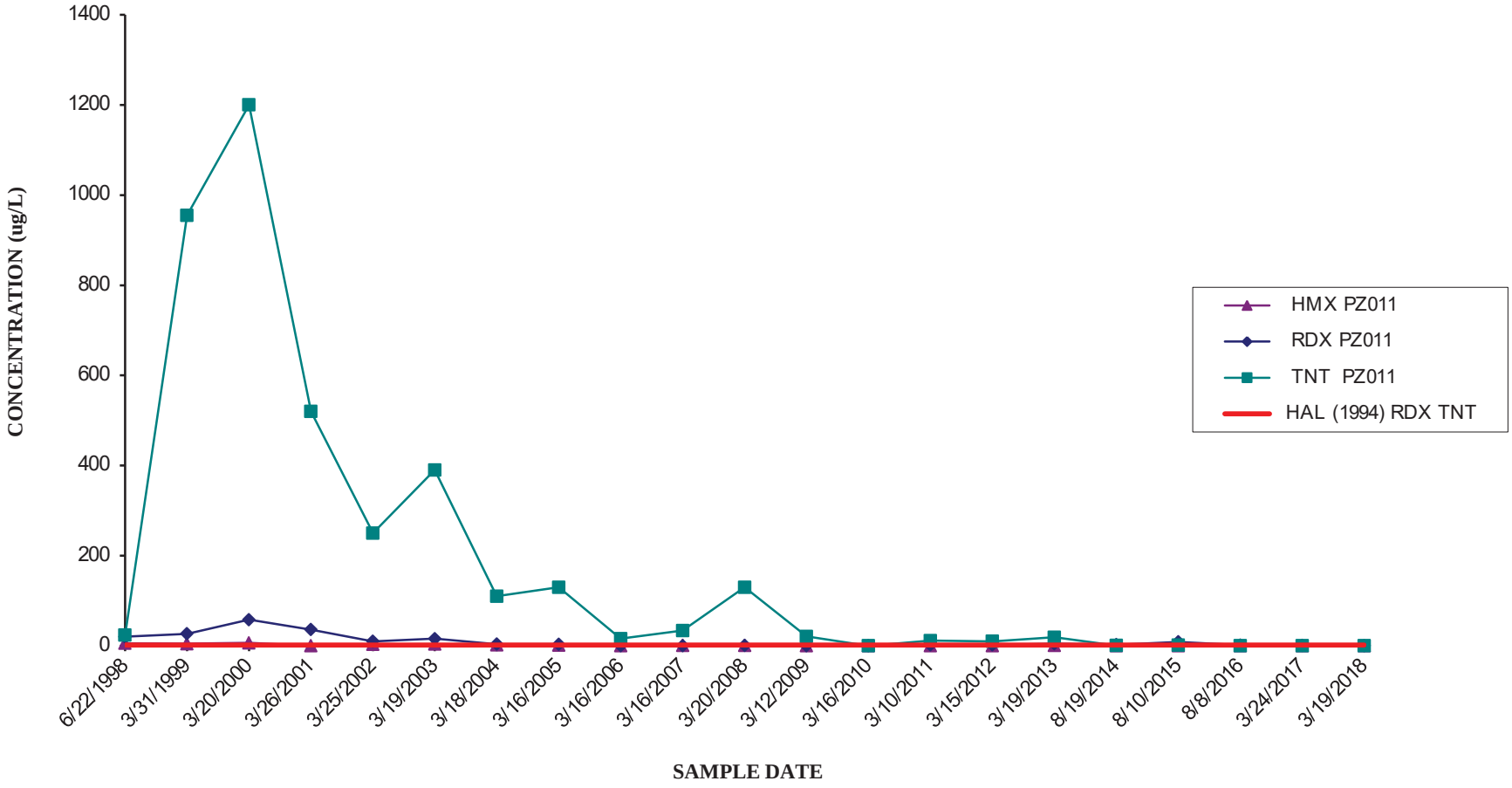

CORNHUSKER ARMY AMMUNITION PLANT
PIEZOMETER PZ012 - HMX, RDX, AND TNT

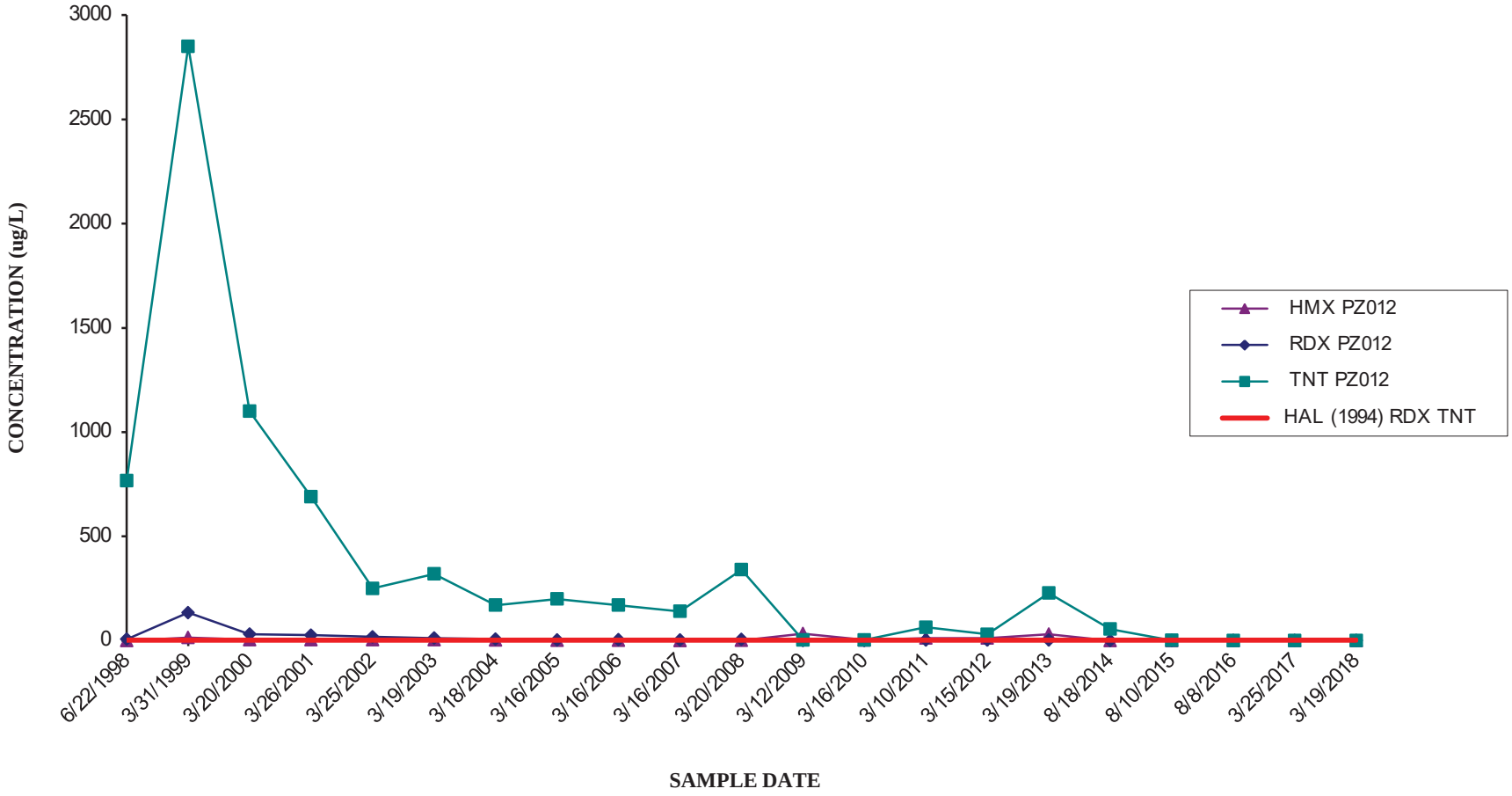

CORNHUSKER ARMY AMMUNITION PLANT
PIEZOMETER PZ013 - HMX, RDX, AND TNT

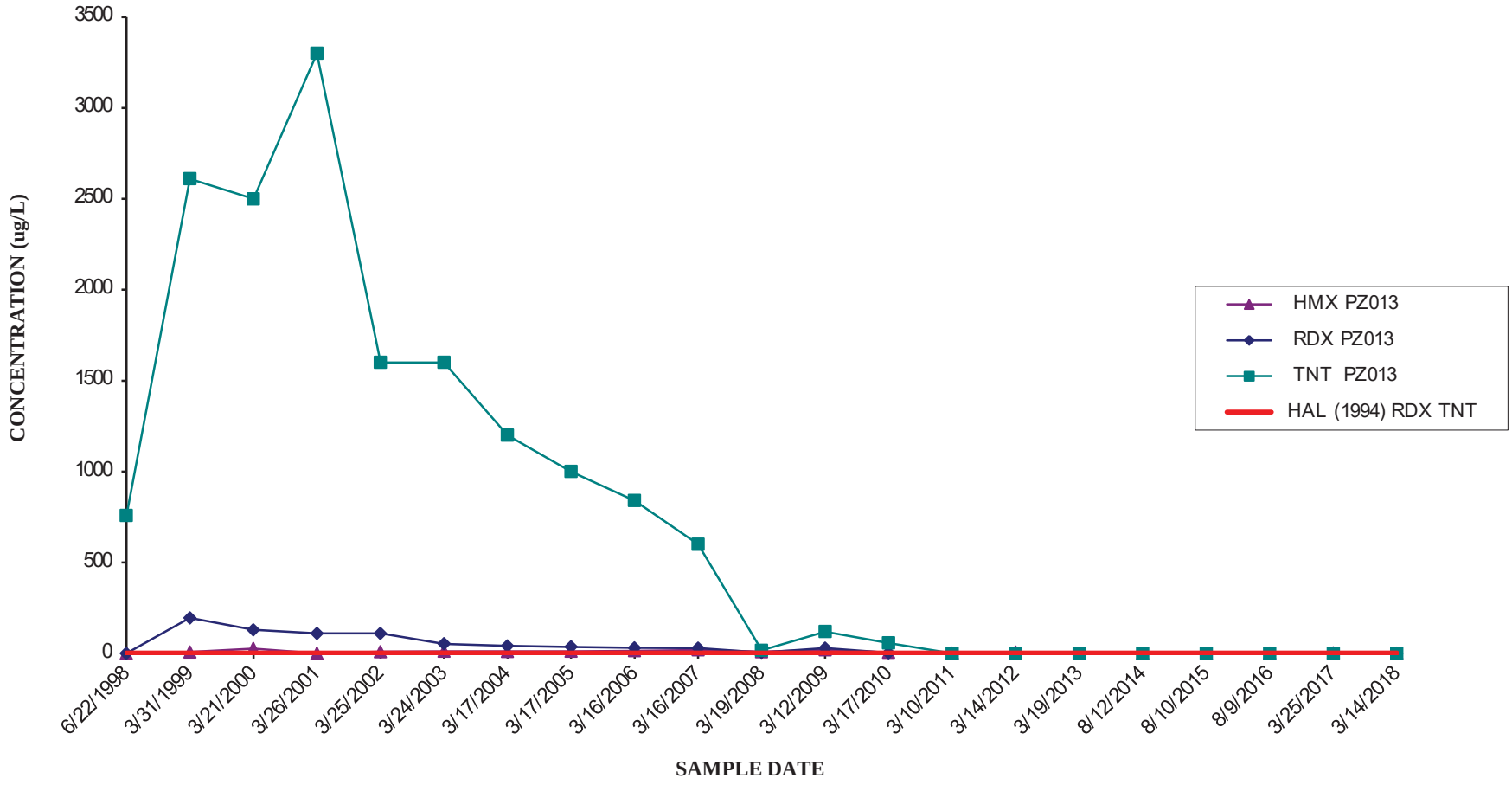

CORNHUSKER ARMY AMMUNITION PLANT
PIEZOMETER PZ014 - HMX, RDX, AND TNT

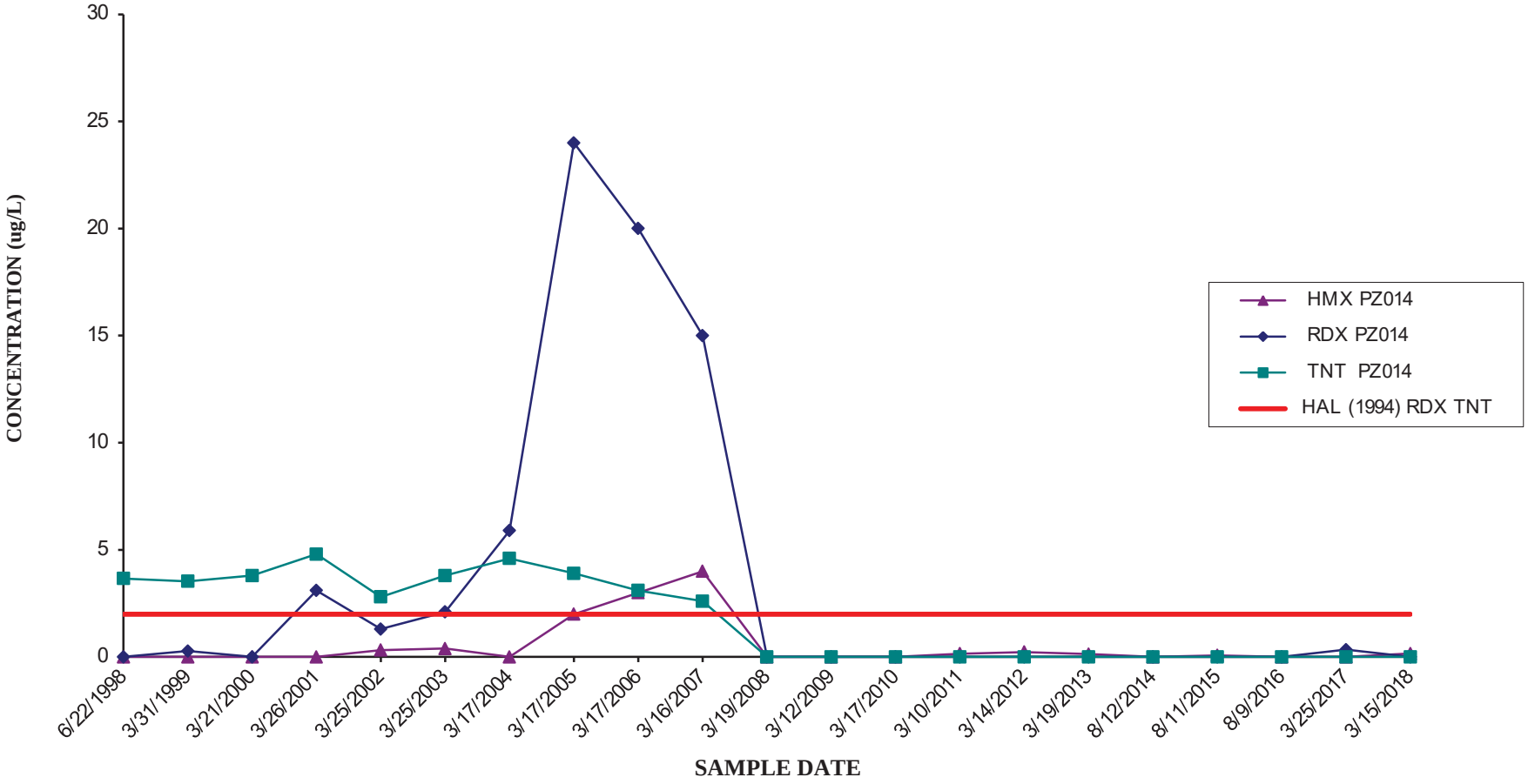

CORNHUSKER ARMY AMMUNITION PLANT
PIEZOMETER PZ015 - HMX, RDX, AND TNT

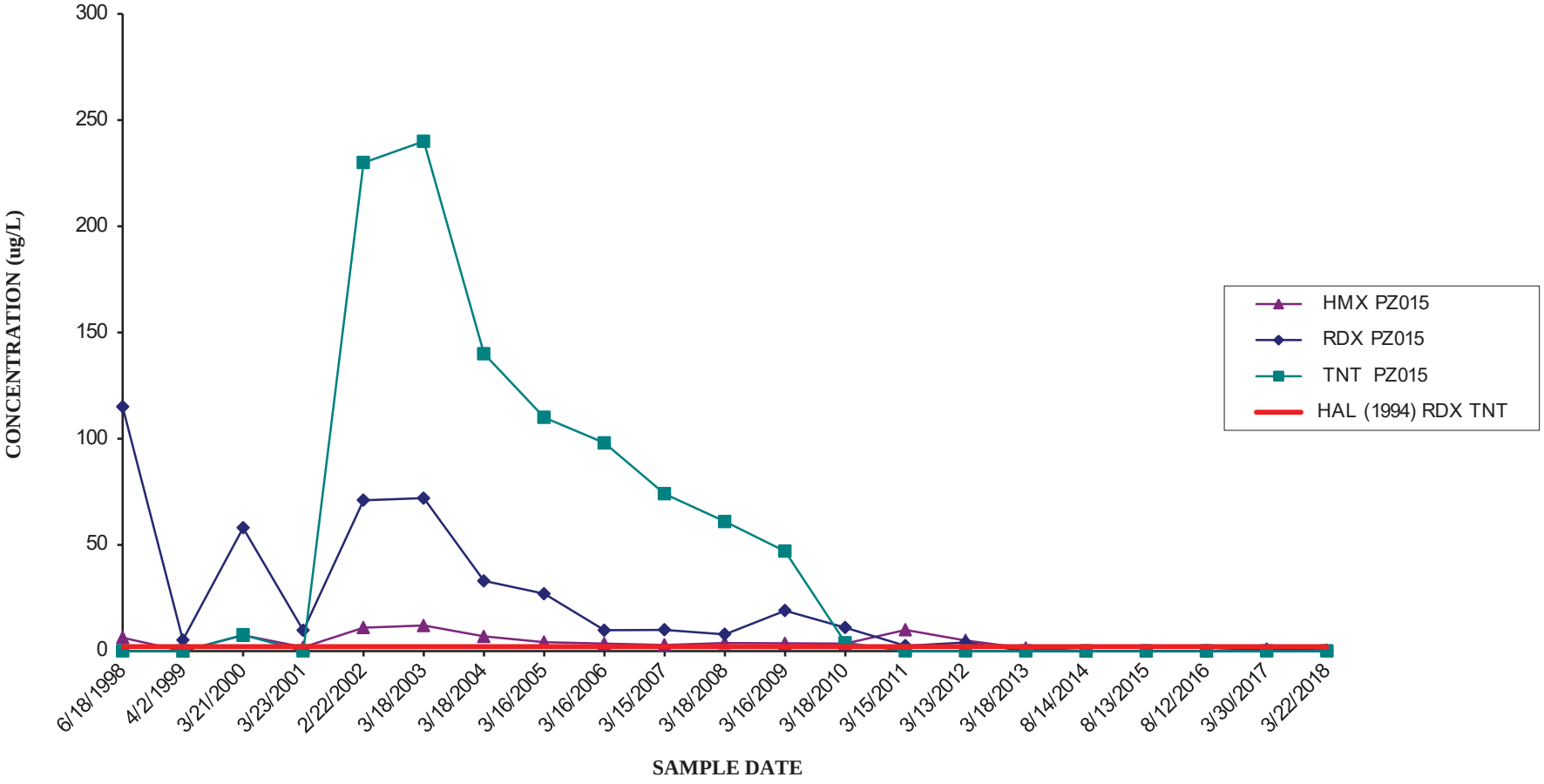

CORNHUSKER ARMY AMMUNITION PLANT
PIEZOMETER PZ016 - HMX, RDX, AND TNT

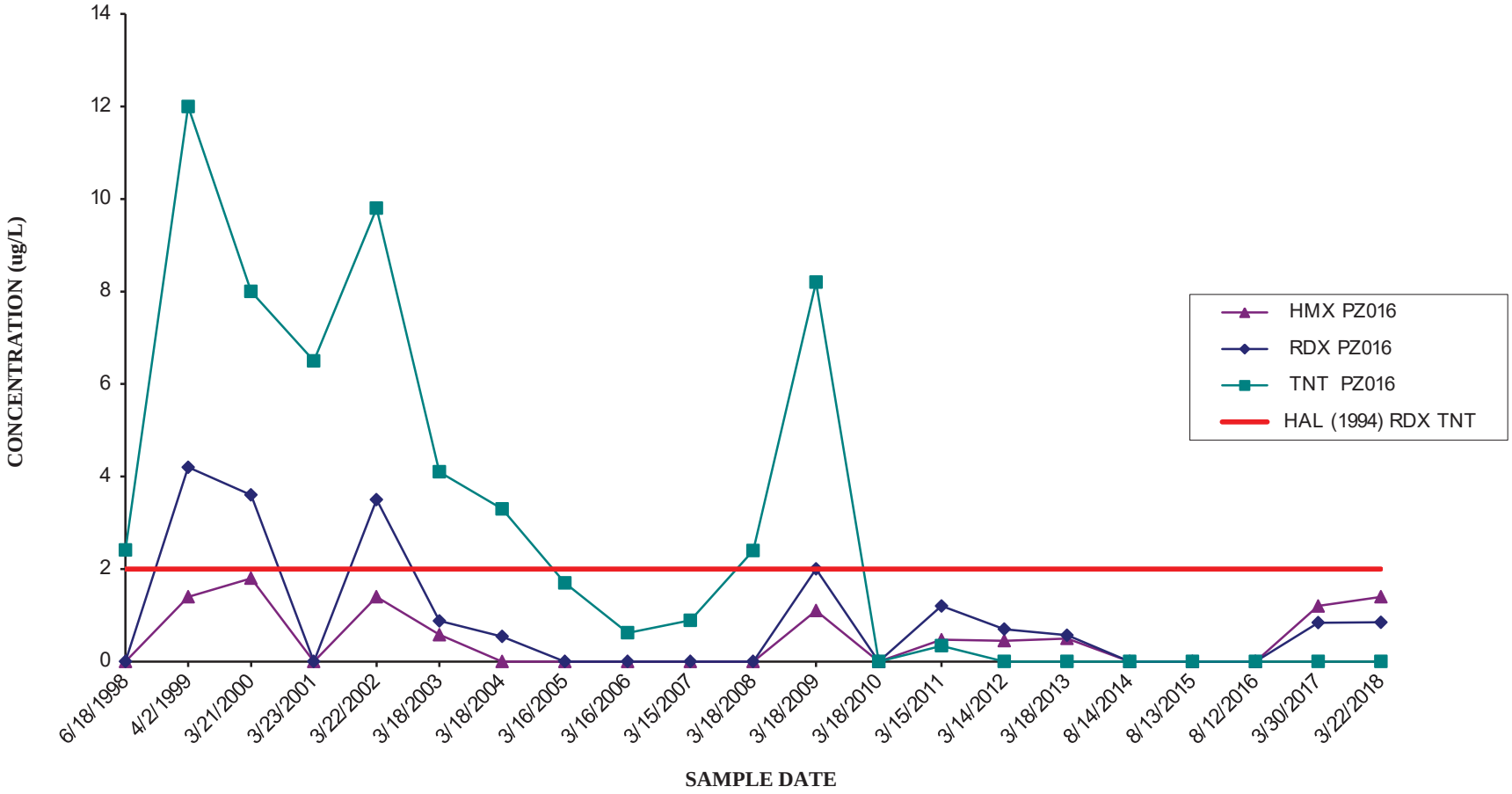

CORNHUSKER ARMY AMMUNITION PLANT
PIEZOMETER PZ017/PZ017R* - HMX, RDX, AND TNT

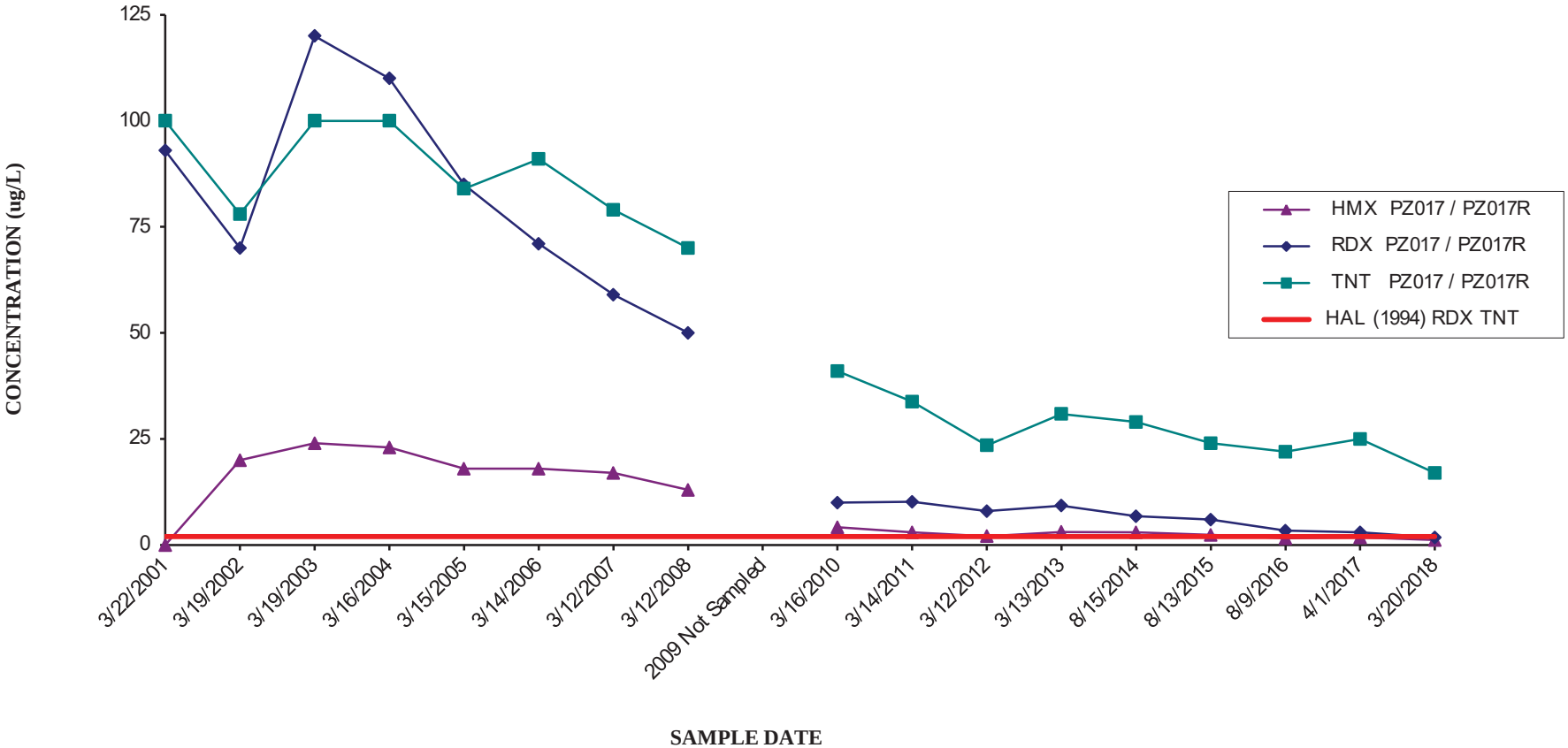

*** Piezometer PZ017 was abandonded and replaced by Piezometer PZ017R in November 2009.**

CORNHUSKER ARMY AMMUNITION PLANT
PIEZOMETER PZ018 - HMX, RDX, AND TNT

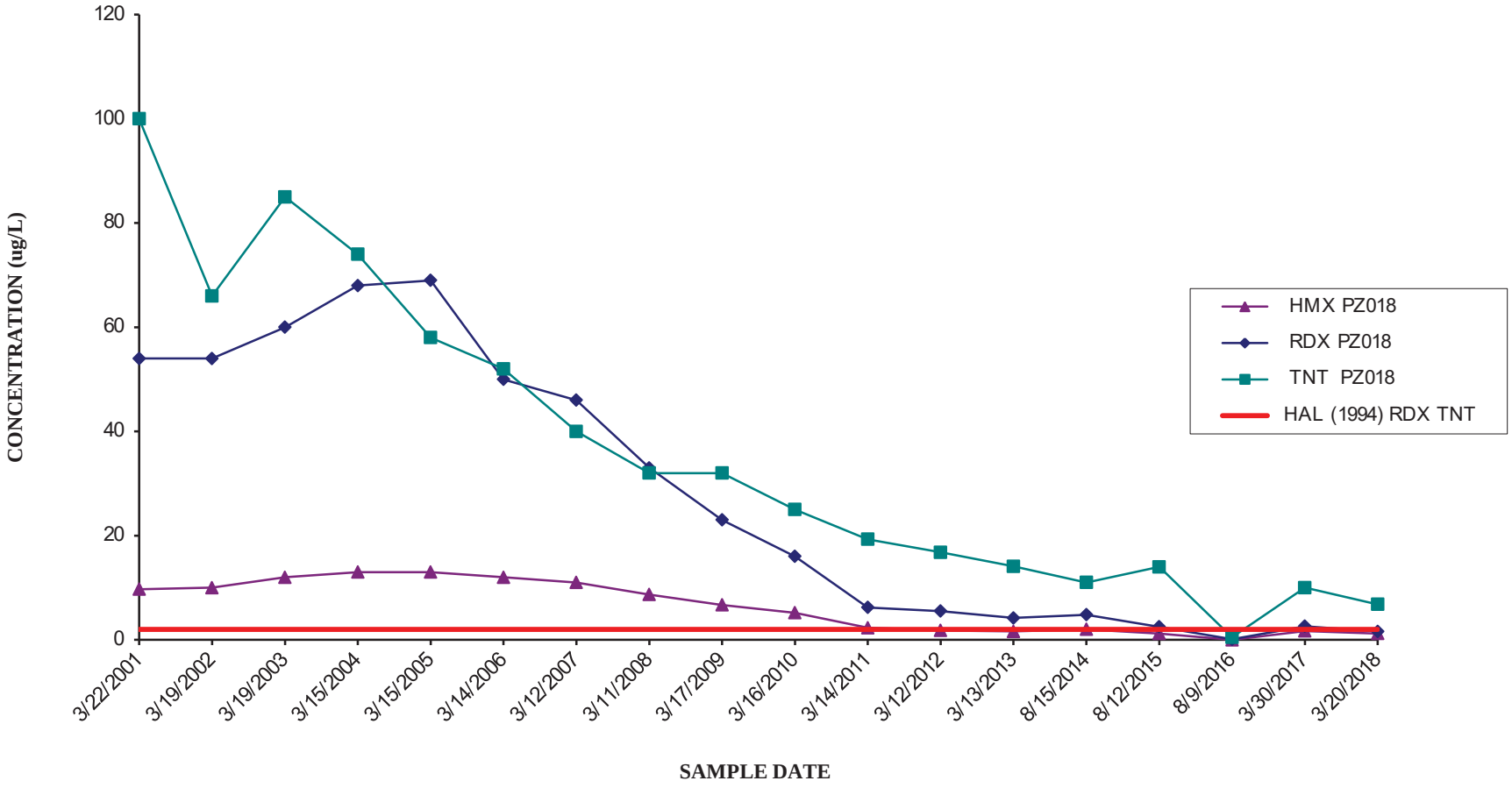

CORNHUSKER ARMY AMMUNITION PLANT
PIEZOMETER PZ019 - RDX

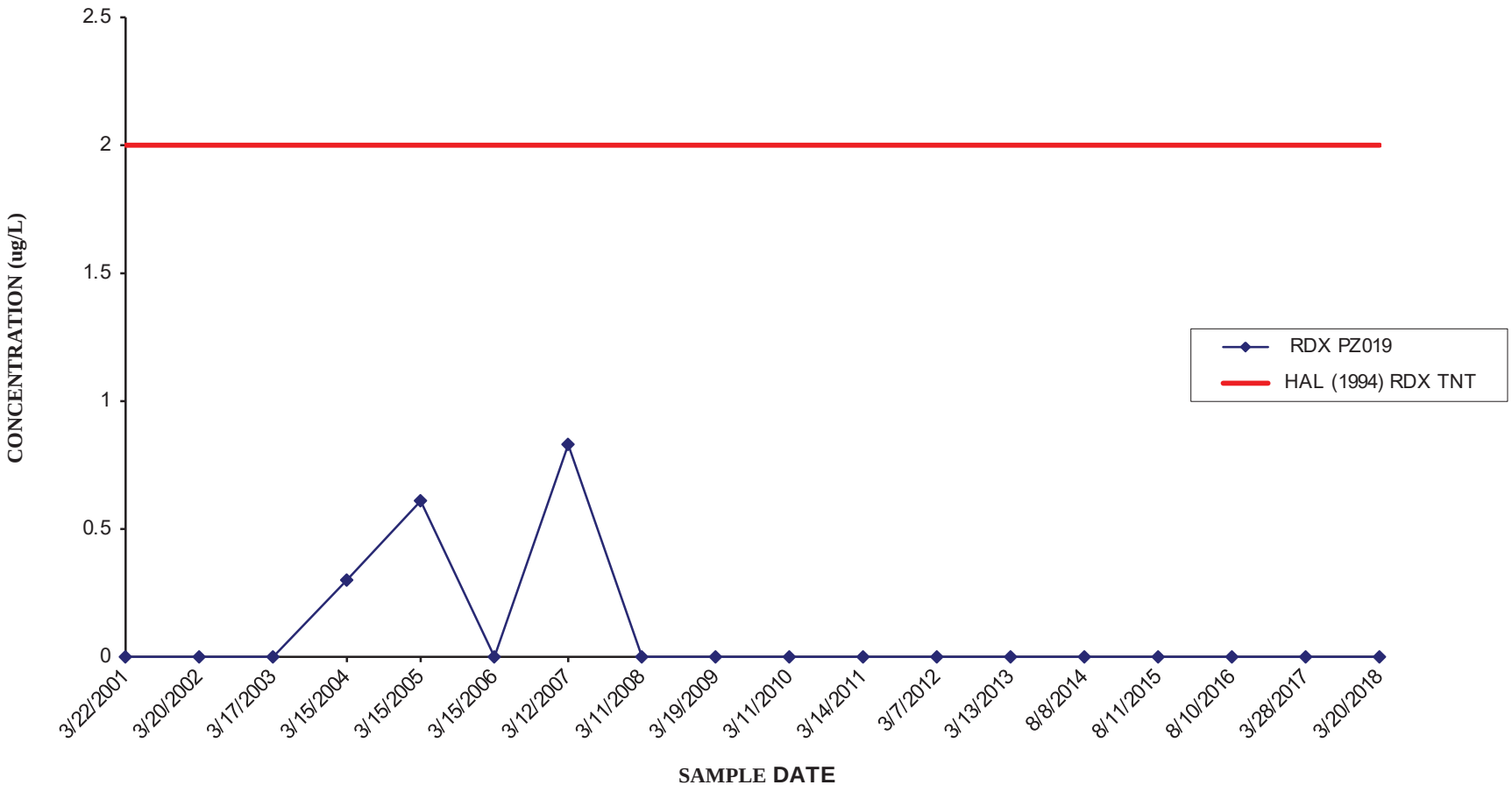

CORNHUSKER ARMY AMMUNITION PLANT
PIEZOMETER PZ020 - HMX, RDX, AND TNT

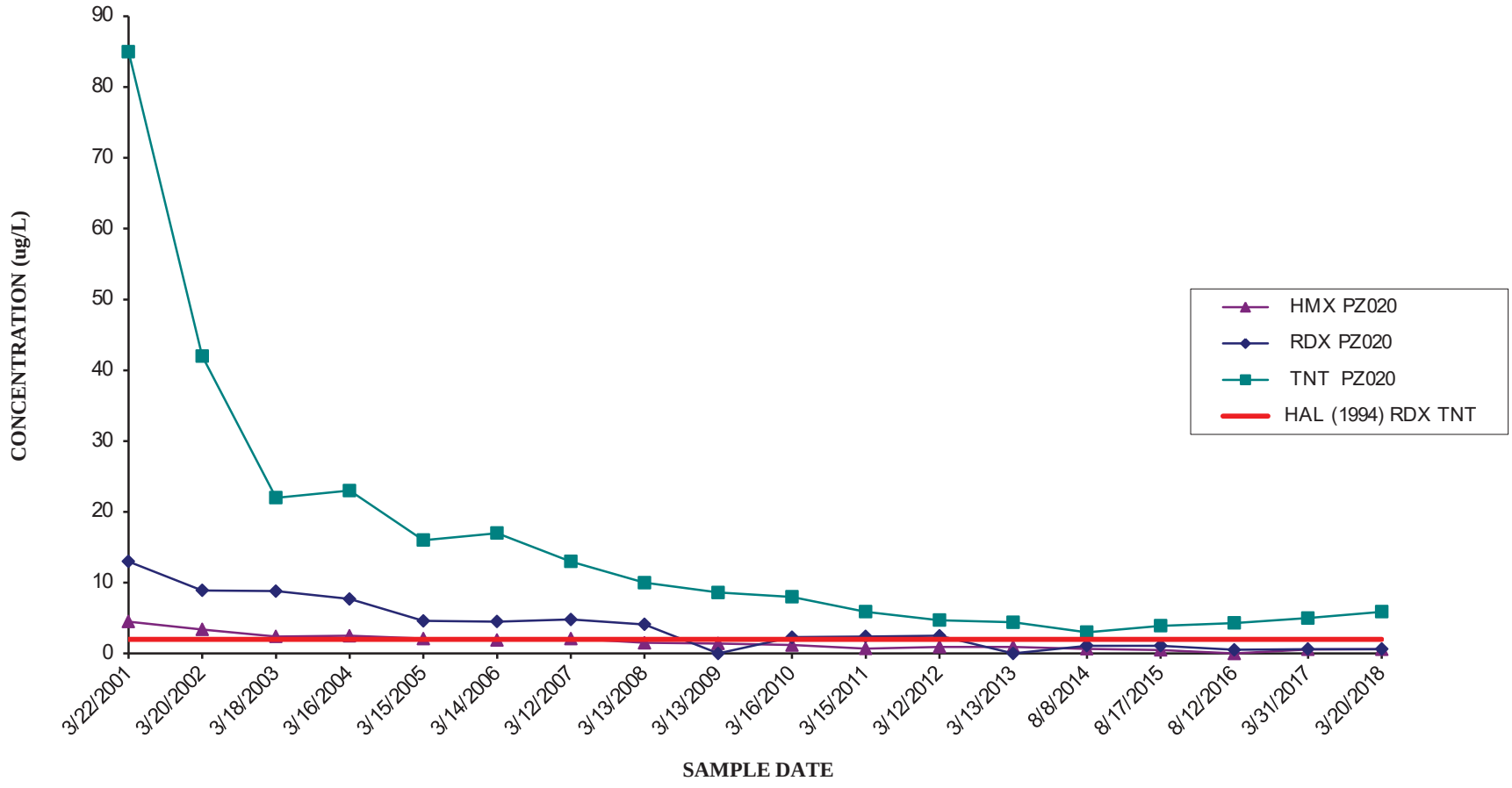

CORNHUSKER ARMY AMMUNITION PLANT
WELL NW011 - RDX

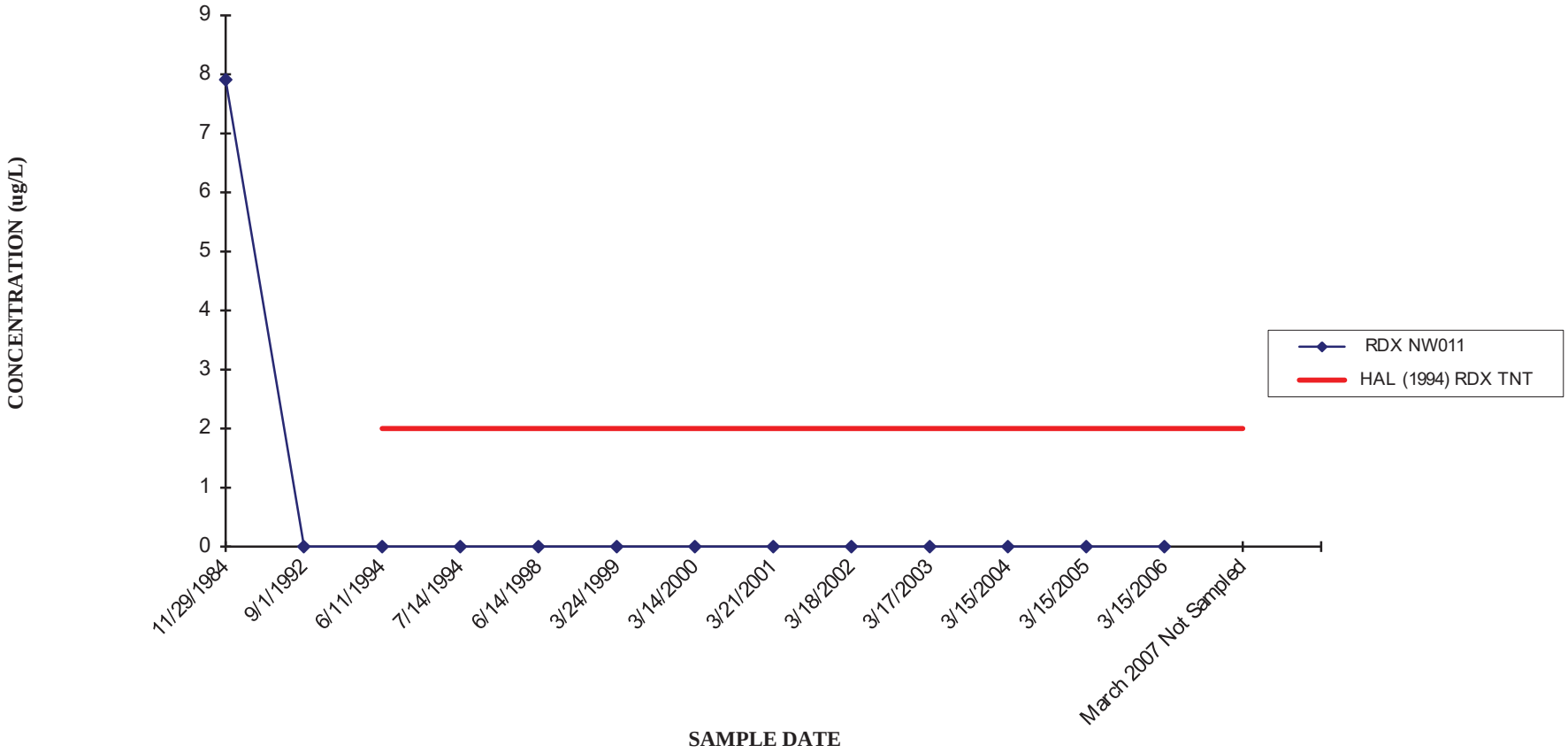

NOTE: Well NW011 was abandoned in 2008.

CORNHUSKER ARMY AMMUNITION PLANT
WELL NW020 - HMX, RDX, AND TNT

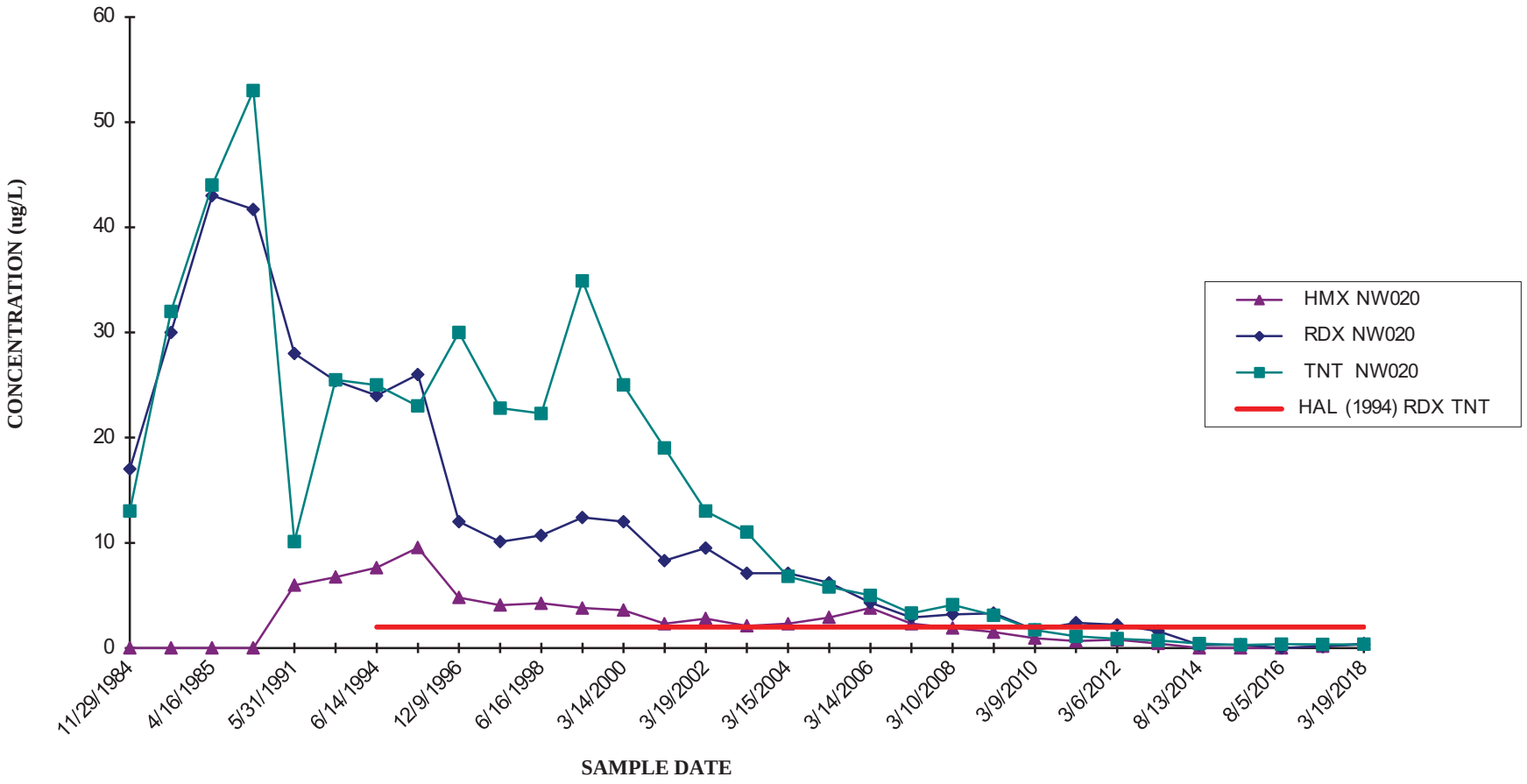

CORNHUSKER ARMY AMMUNITION PLANT
WELL NW021 - HMX, RDX, AND TNT

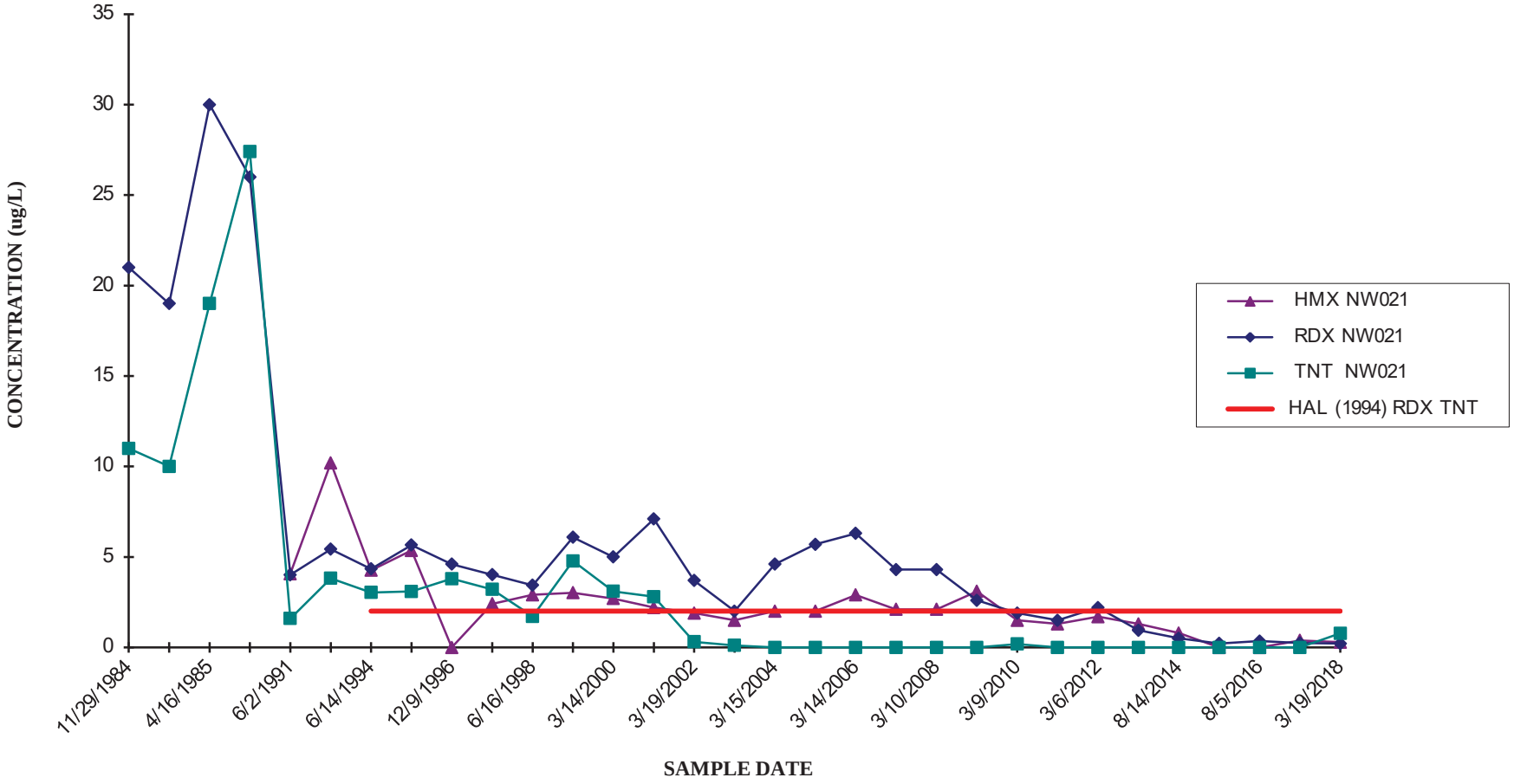

CORNHUSKER ARMY AMMUNITION PLANT
WELL NW022 - HMX, RDX, AND TNT

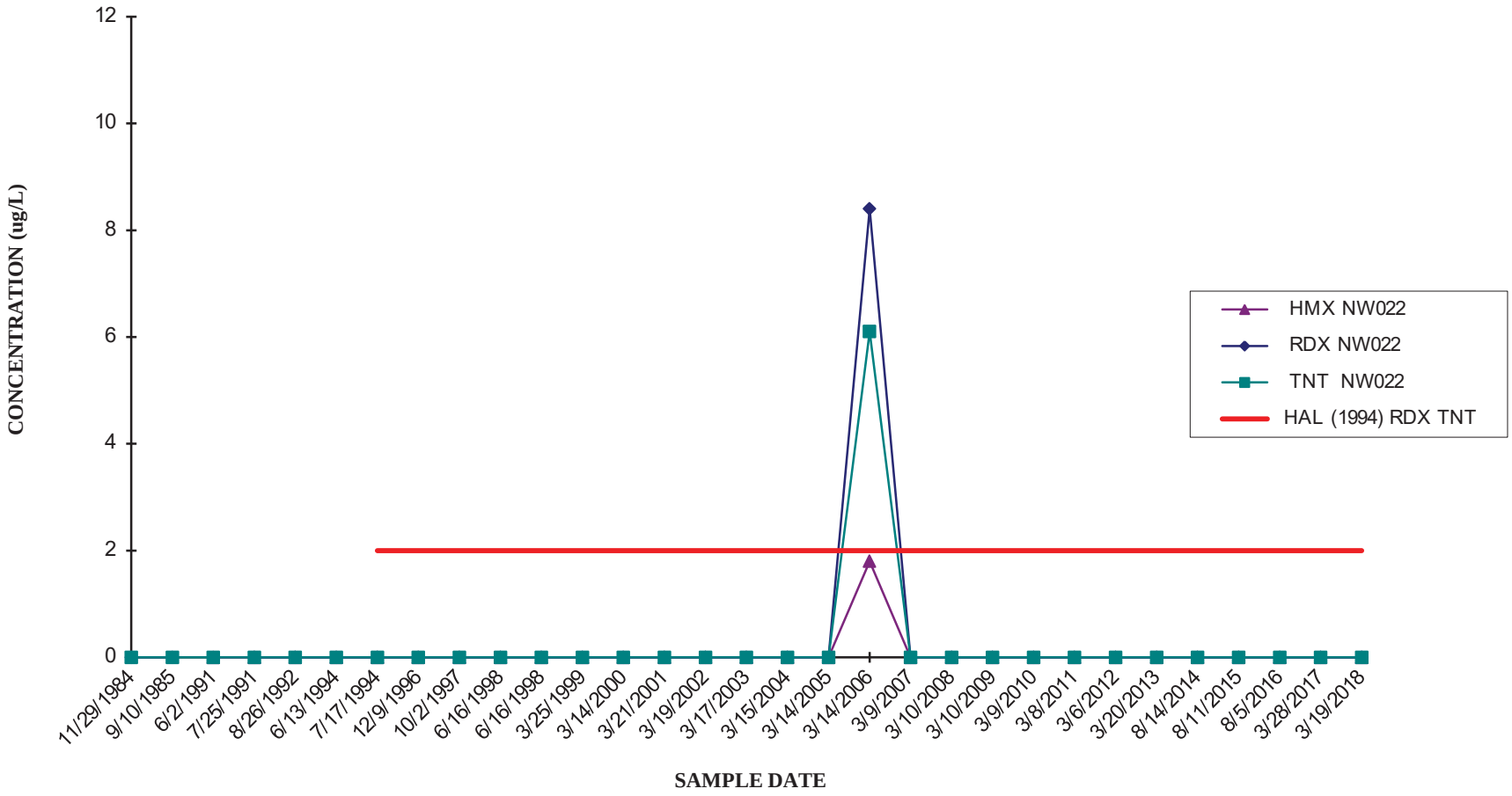

CORNHUSKER ARMY AMMUNITION PLANT
WELL NW030 - HMX AND RDX

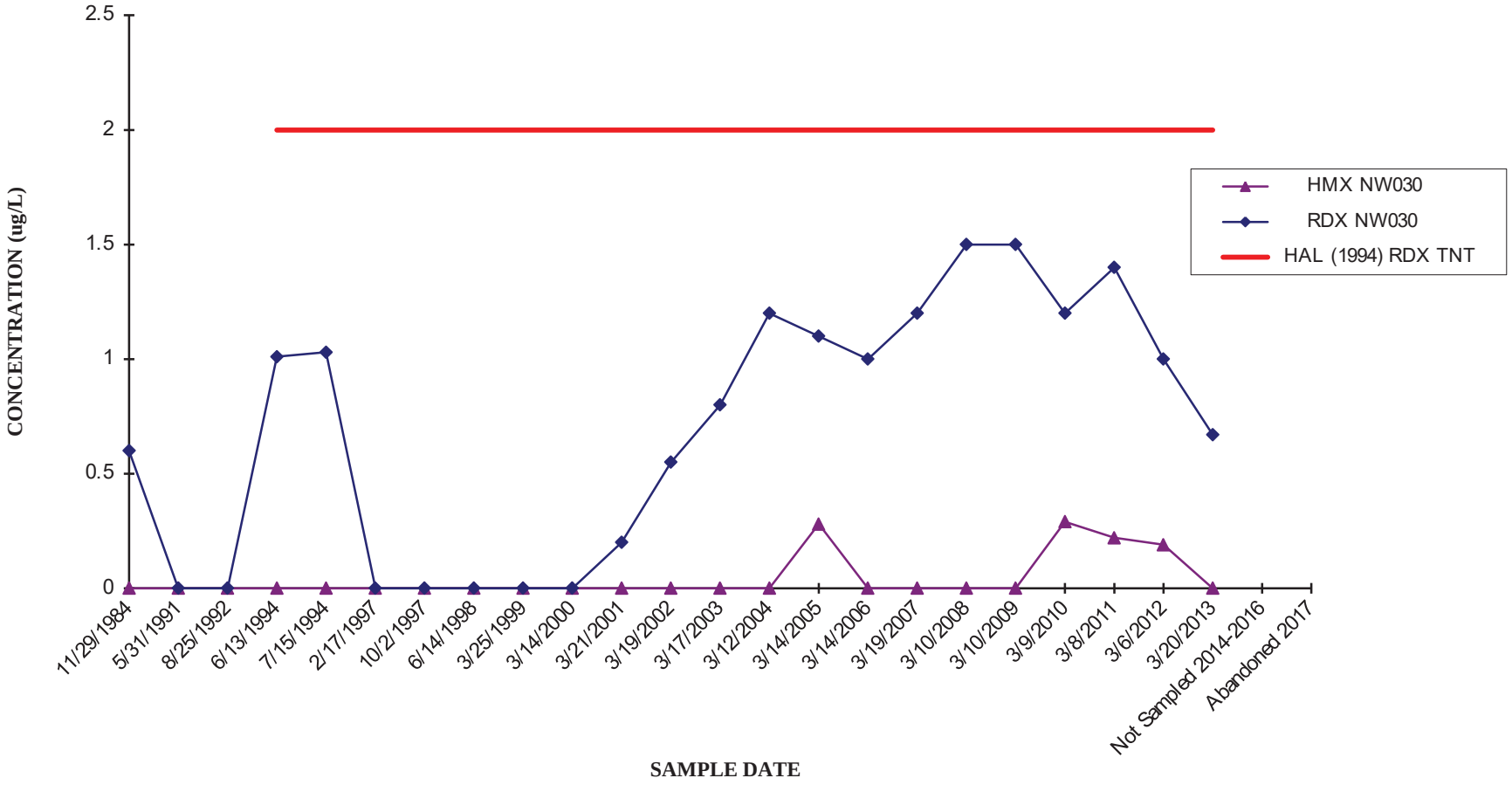

CORNHUSKER ARMY AMMUNITION PLANT
WELL NW031 - RDX

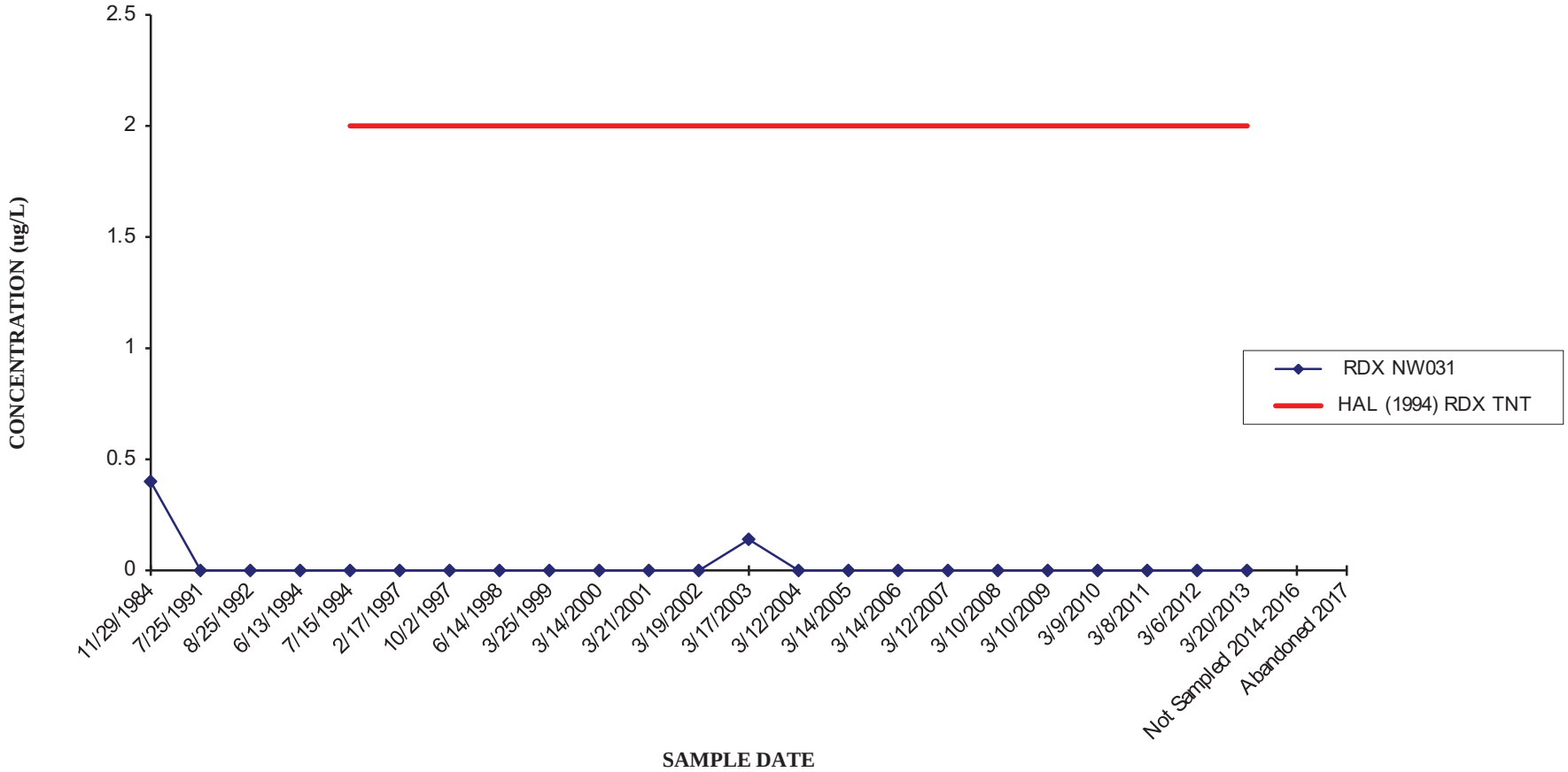

CORNHUSKER ARMY AMMUNITION PLANT
WELL NW040 - RDX

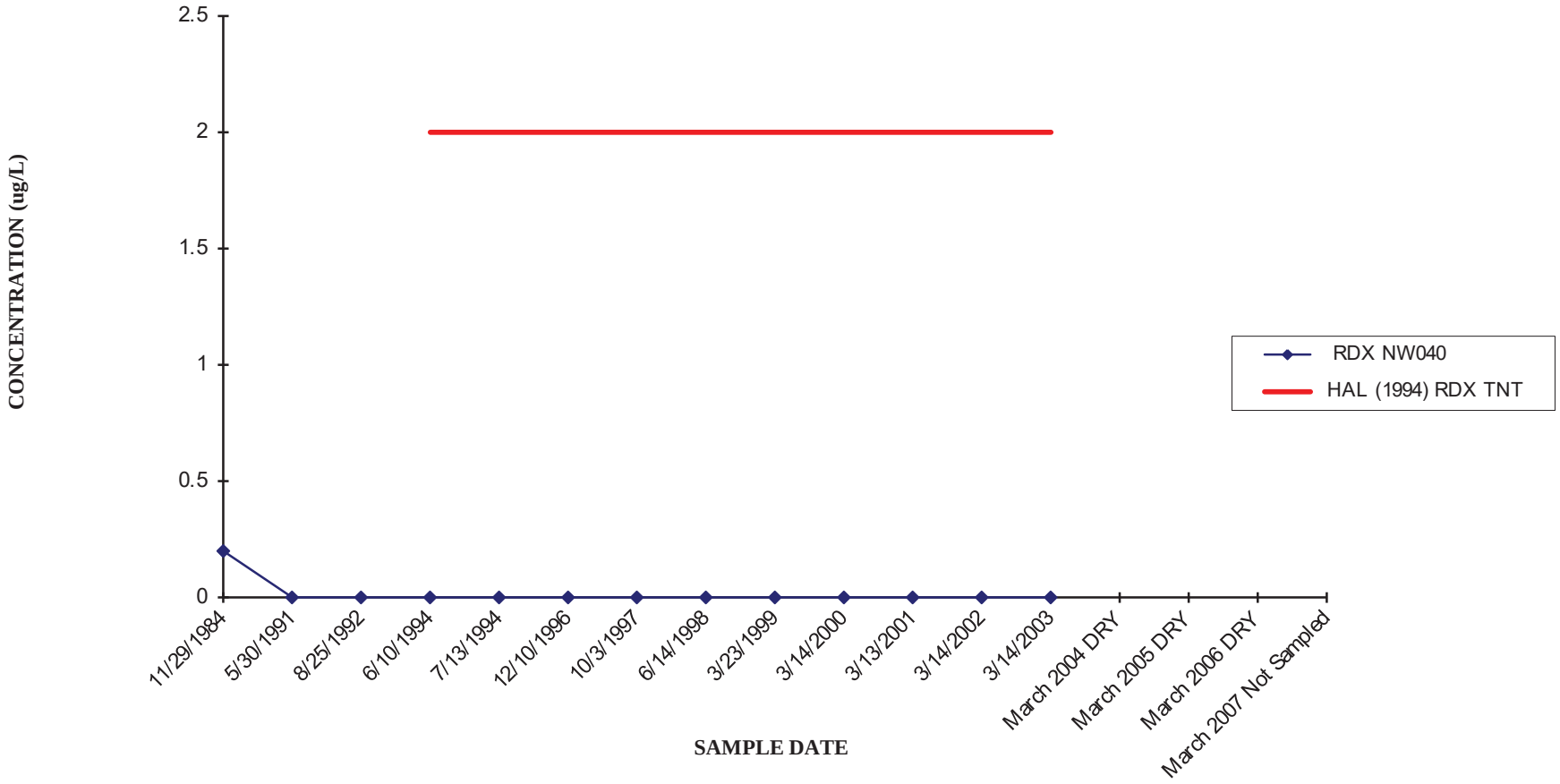

NOTE: Well NW040 was abandoned in 2008.

CORNHUSKER ARMY AMMUNITION PLANT
WELL NW041 - RDX

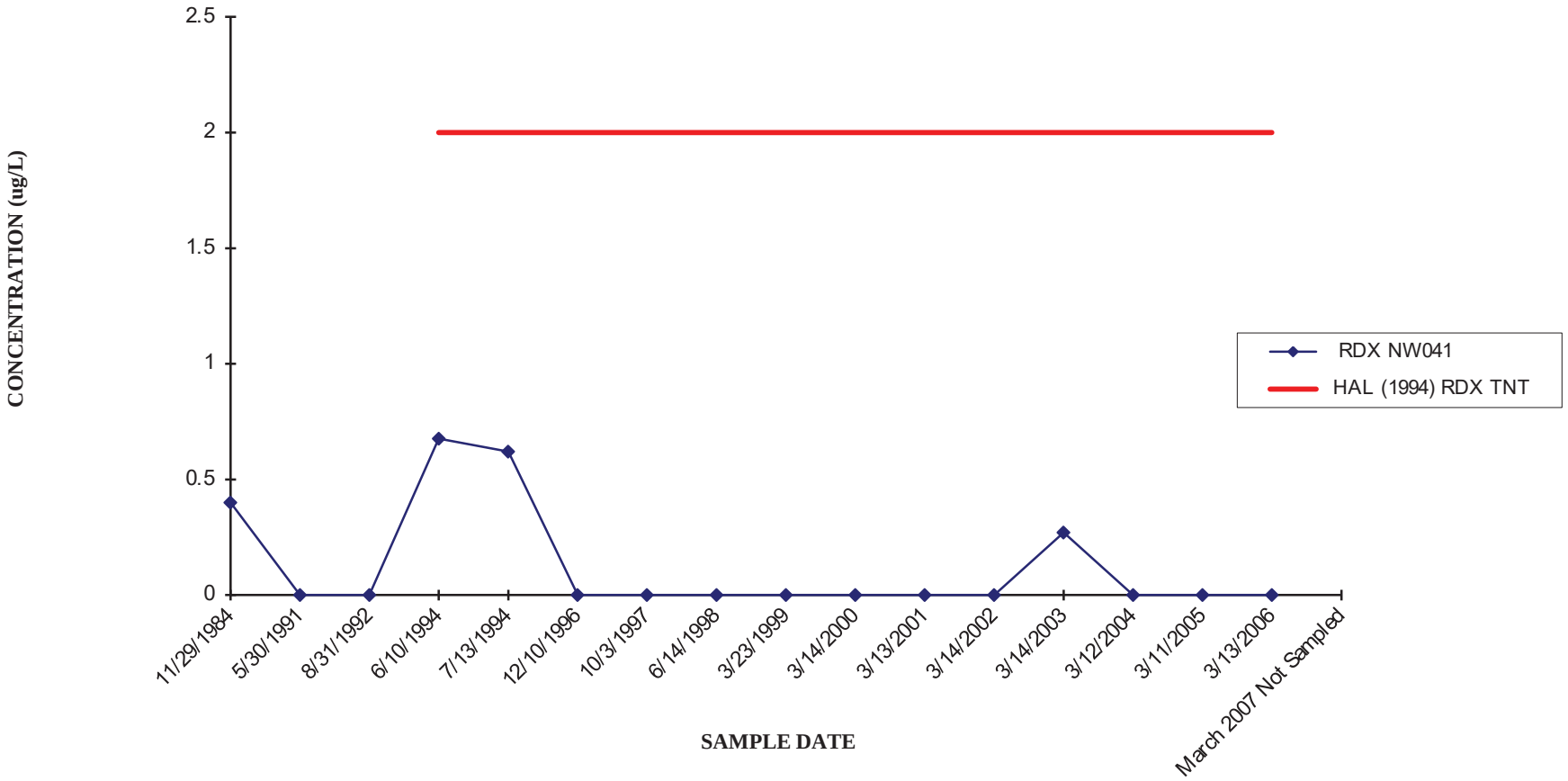

NOTE: Well NW041 was abandoned in 2008.

CORNHUSKER ARMY AMMUNITION PLANT
WELL NW050 - HMX AND RDX

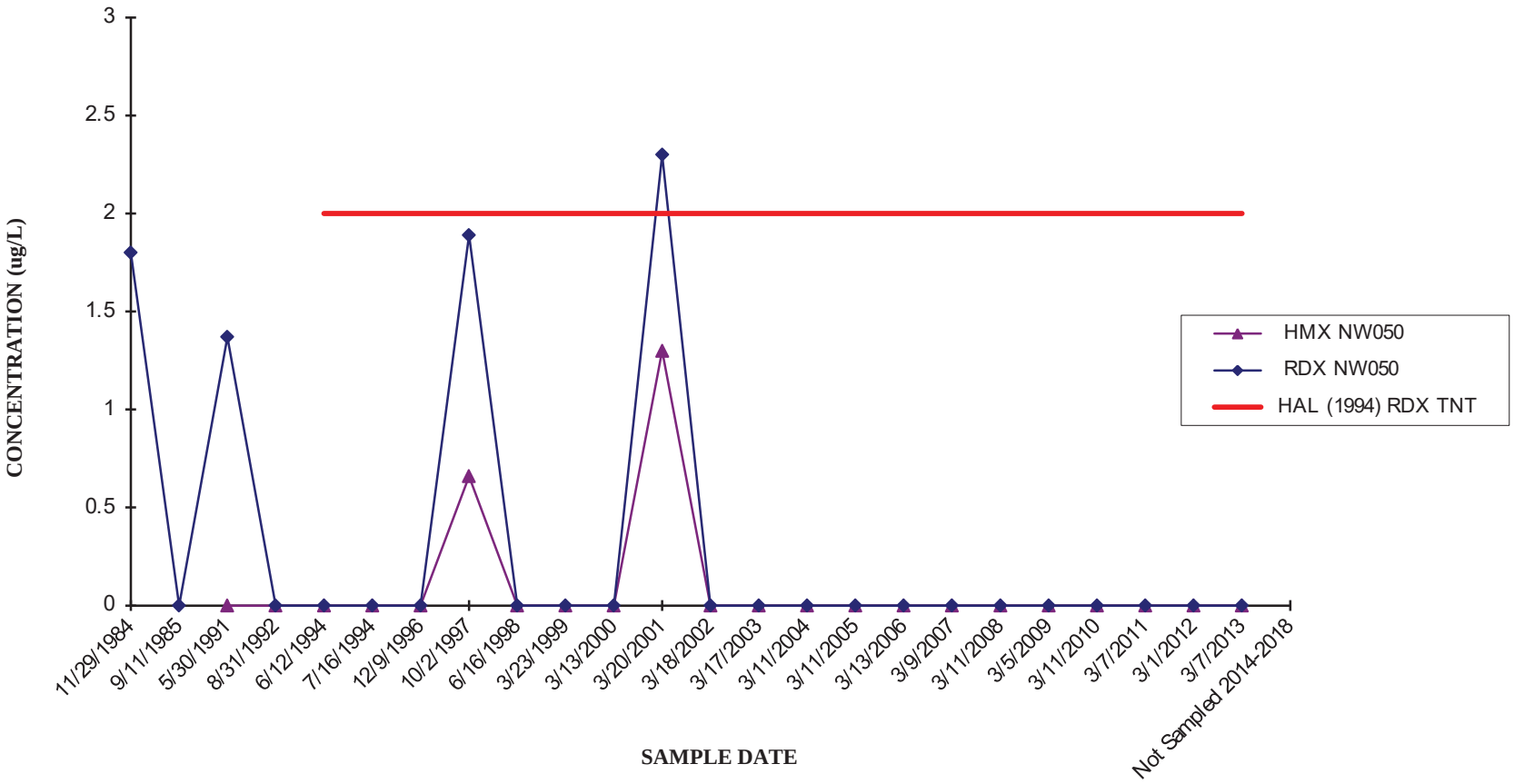

CORNHUSKER ARMY AMMUNITION PLANT
WELL NW051 - HMX AND RDX

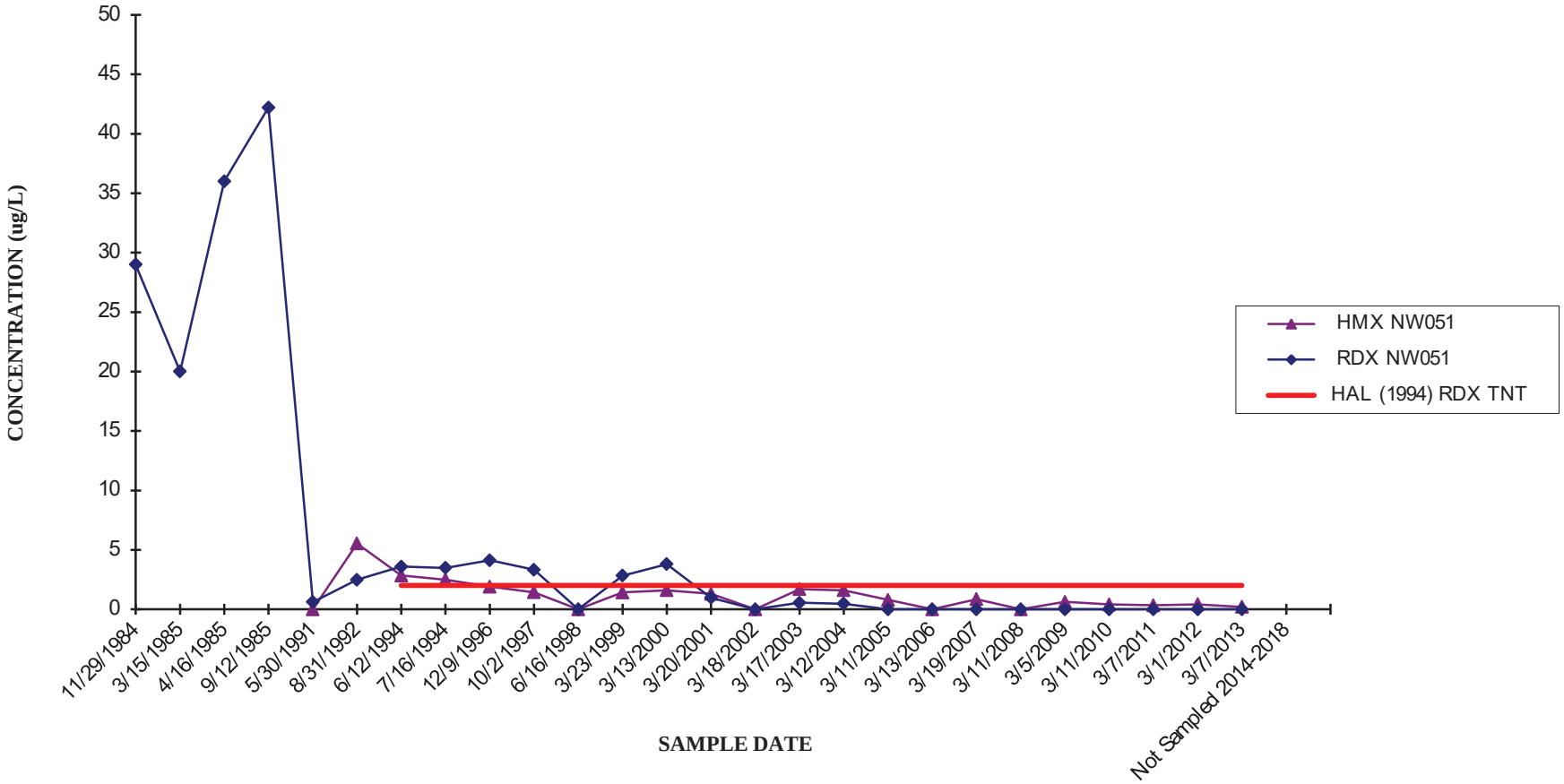

CORNHUSKER ARMY AMMUNITION PLANT
WELL NW052 - TNT

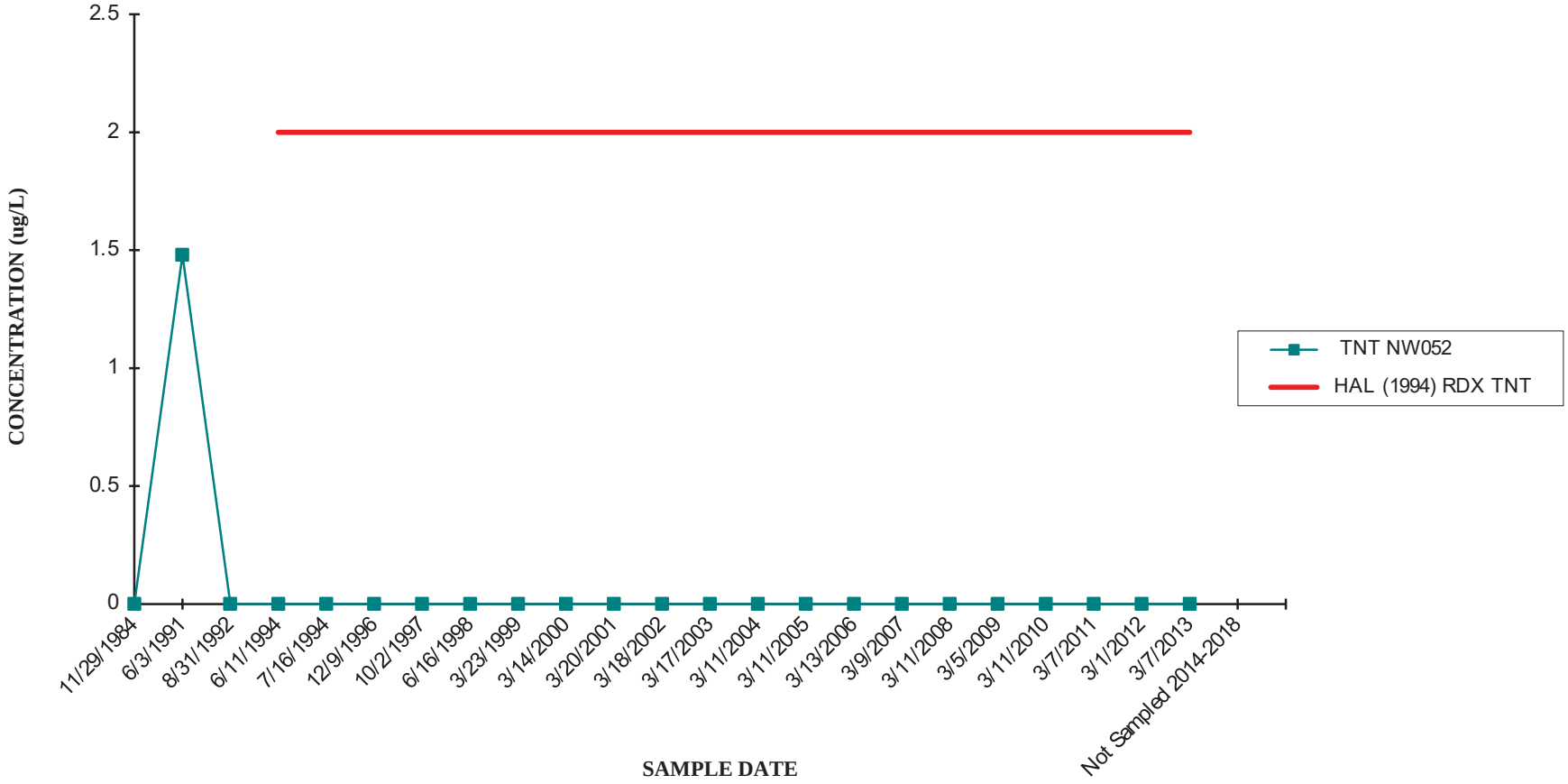

CORNHUSKER ARMY AMMUNITION PLANT
WELL NW061 - RDX

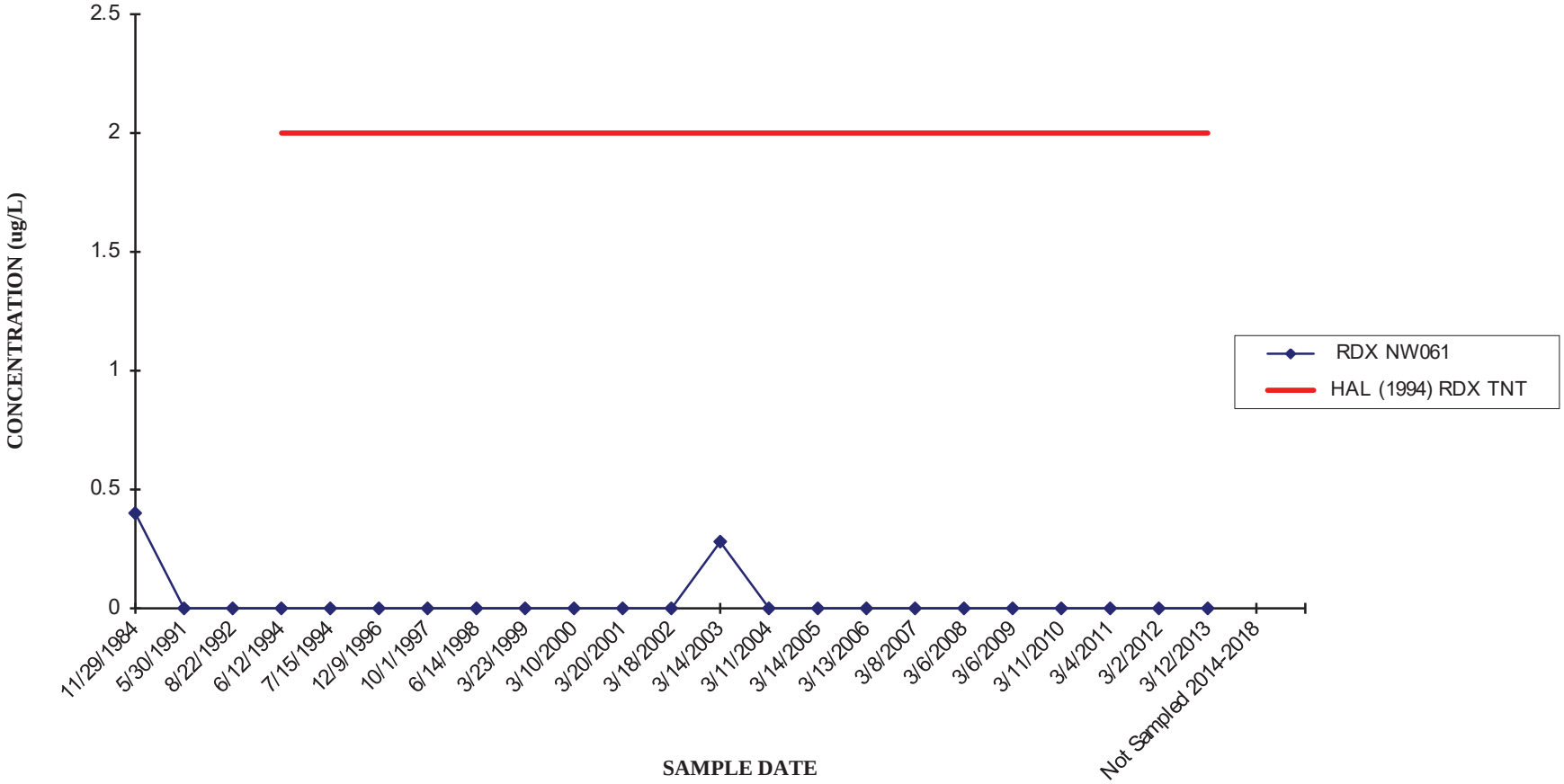

CORNHUSKER ARMY AMMUNITION PLANT
WELL NW062 - RDX

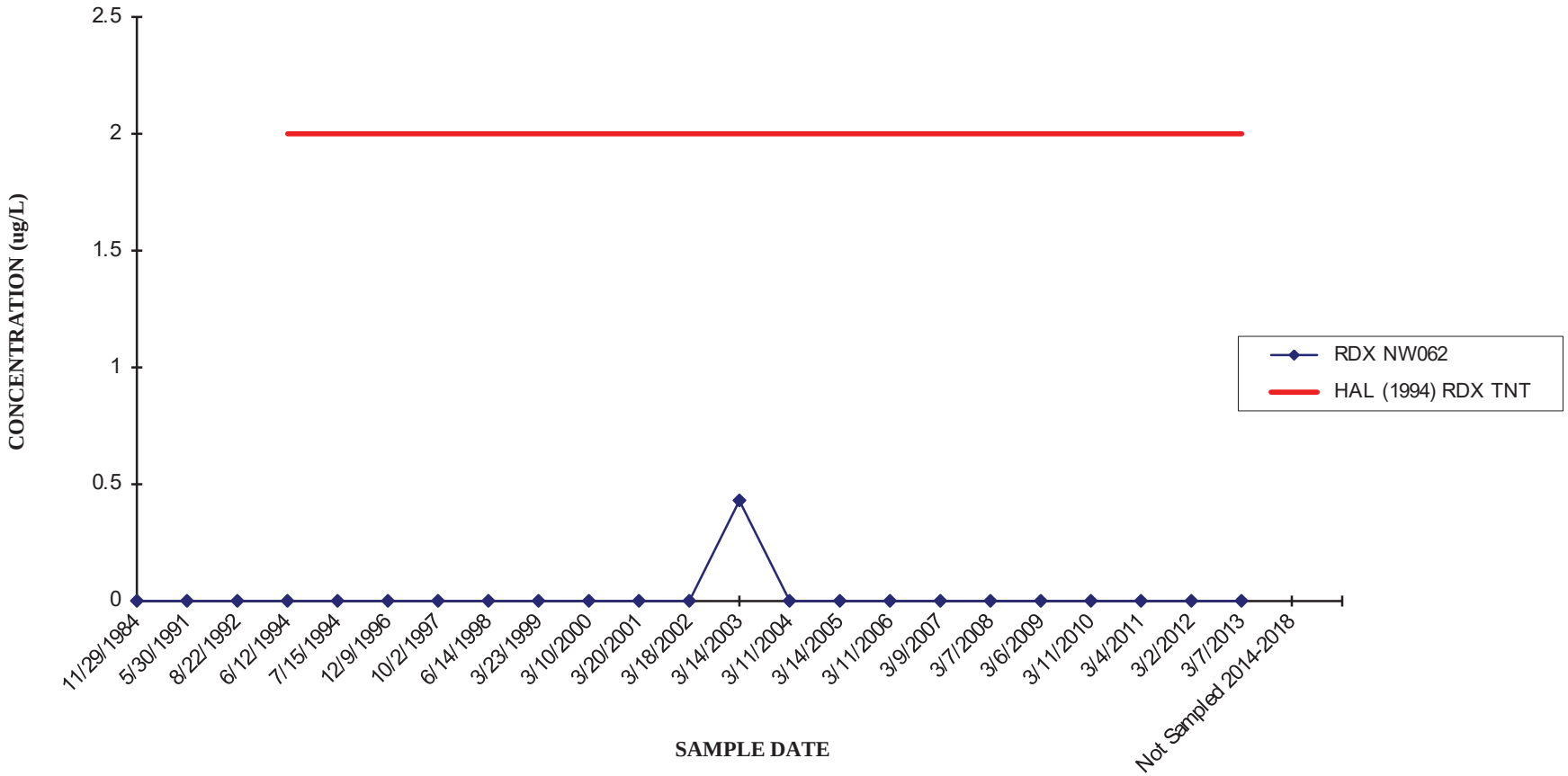

CORNHUSKER ARMY AMMUNITION PLANT
WELL NW070 - RDX

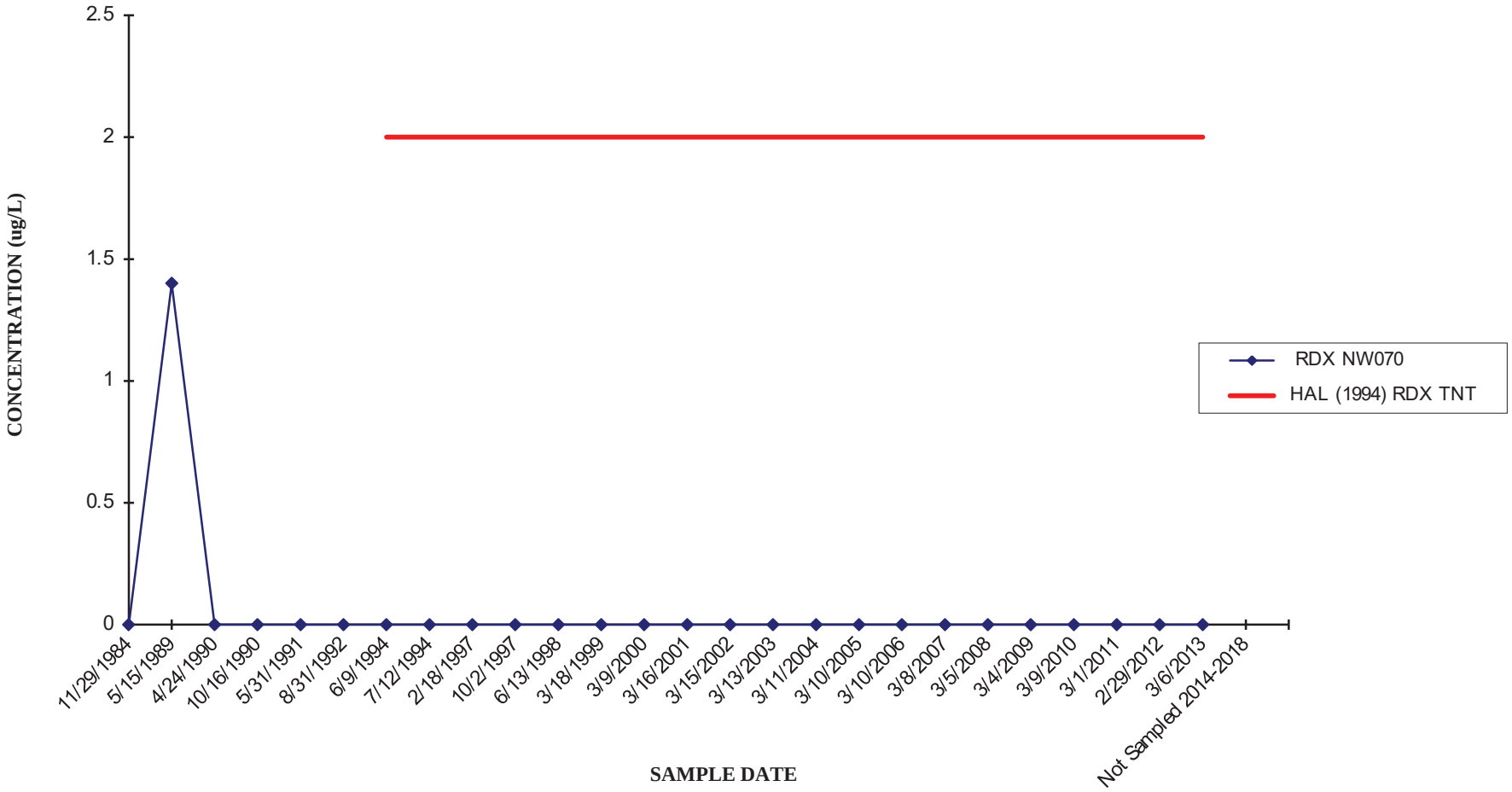

CORNHUSKER ARMY AMMUNITION PLANT
WELL NW071 - RDX

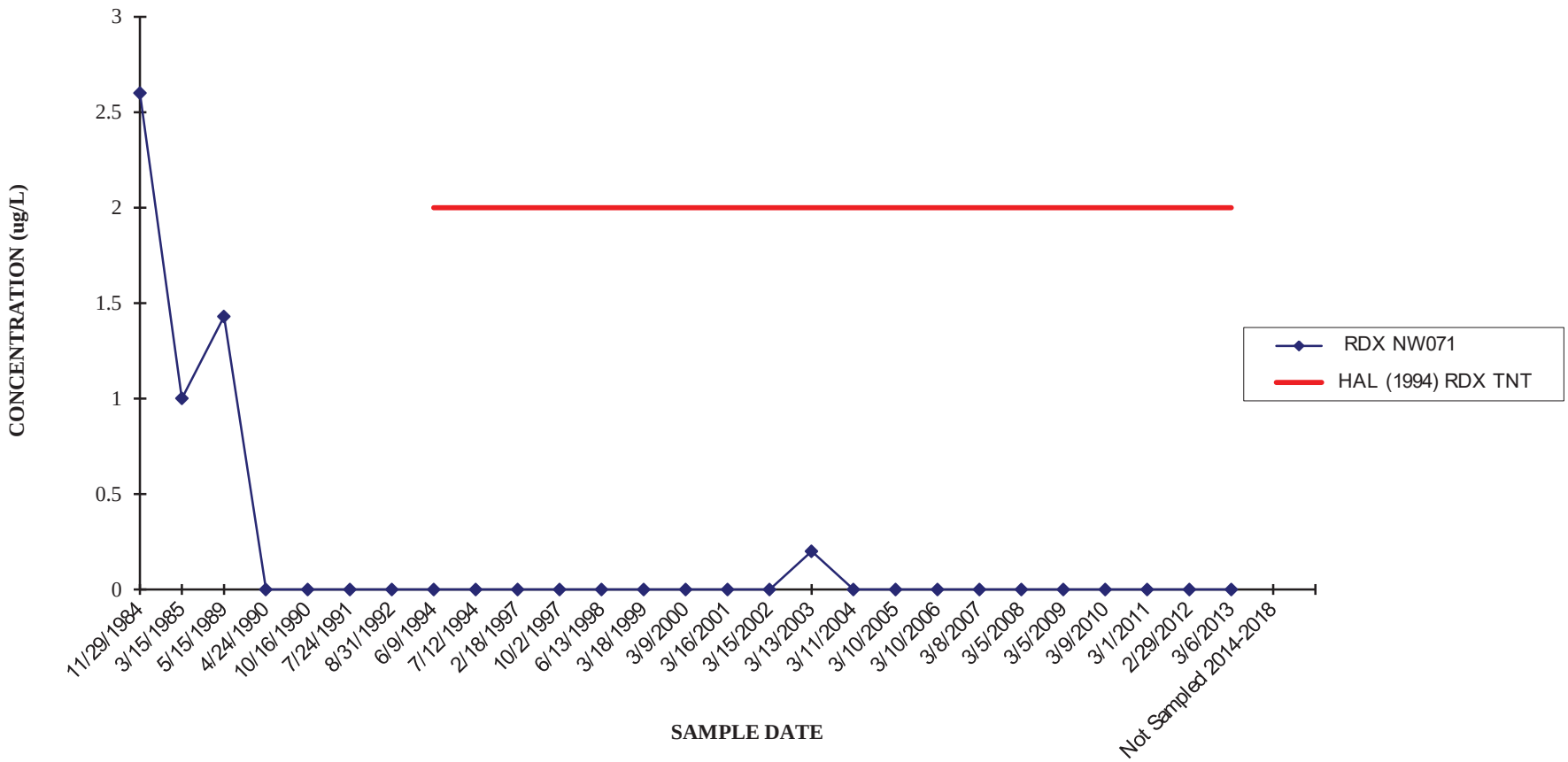

CORNHUSKER ARMY AMMUNITION PLANT
WELL NW080 - HMX AND RDX

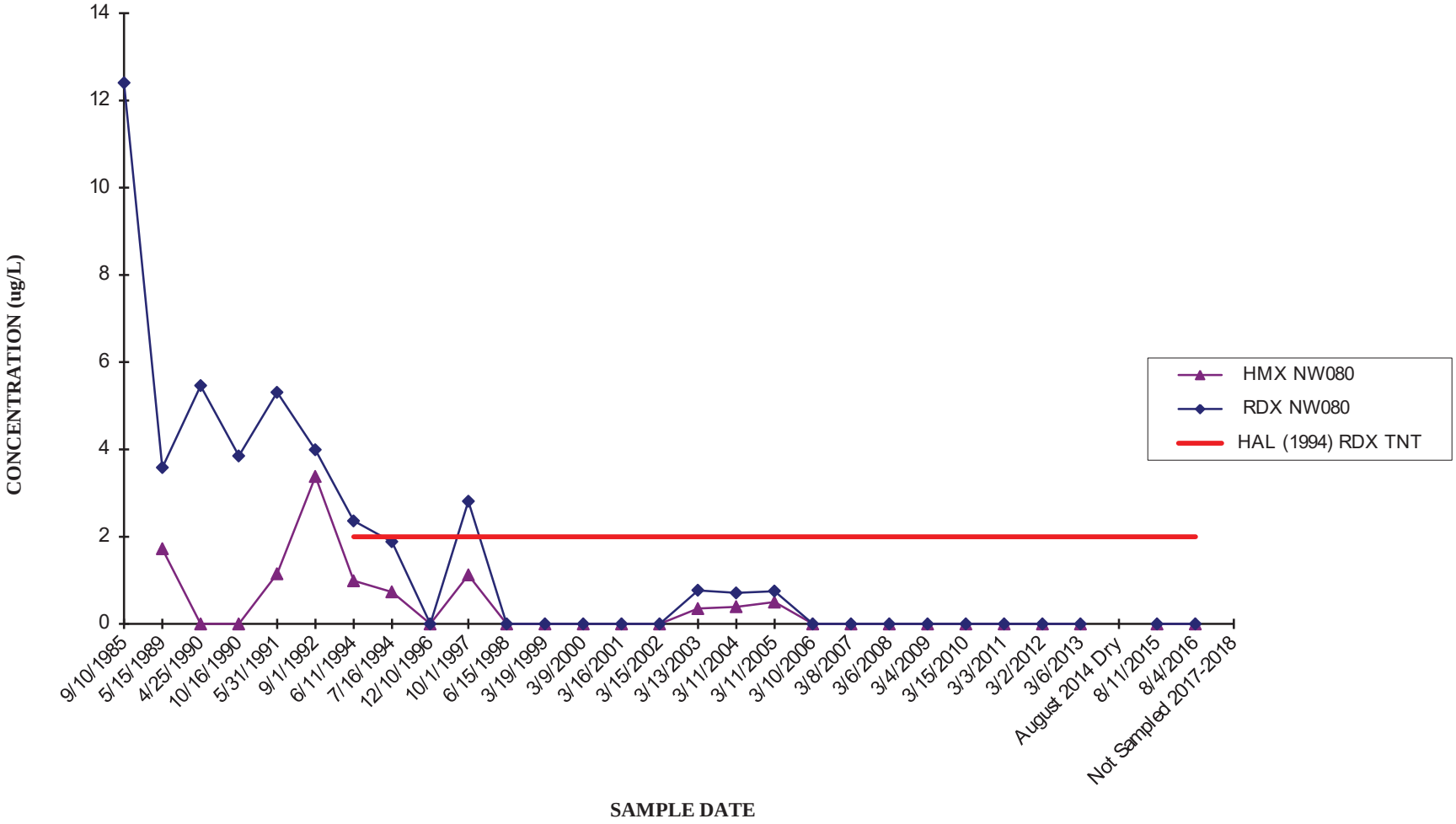

CORNHUSKER ARMY AMMUNITION PLANT
WELL NW081/NW081R* - HMX AND RDX

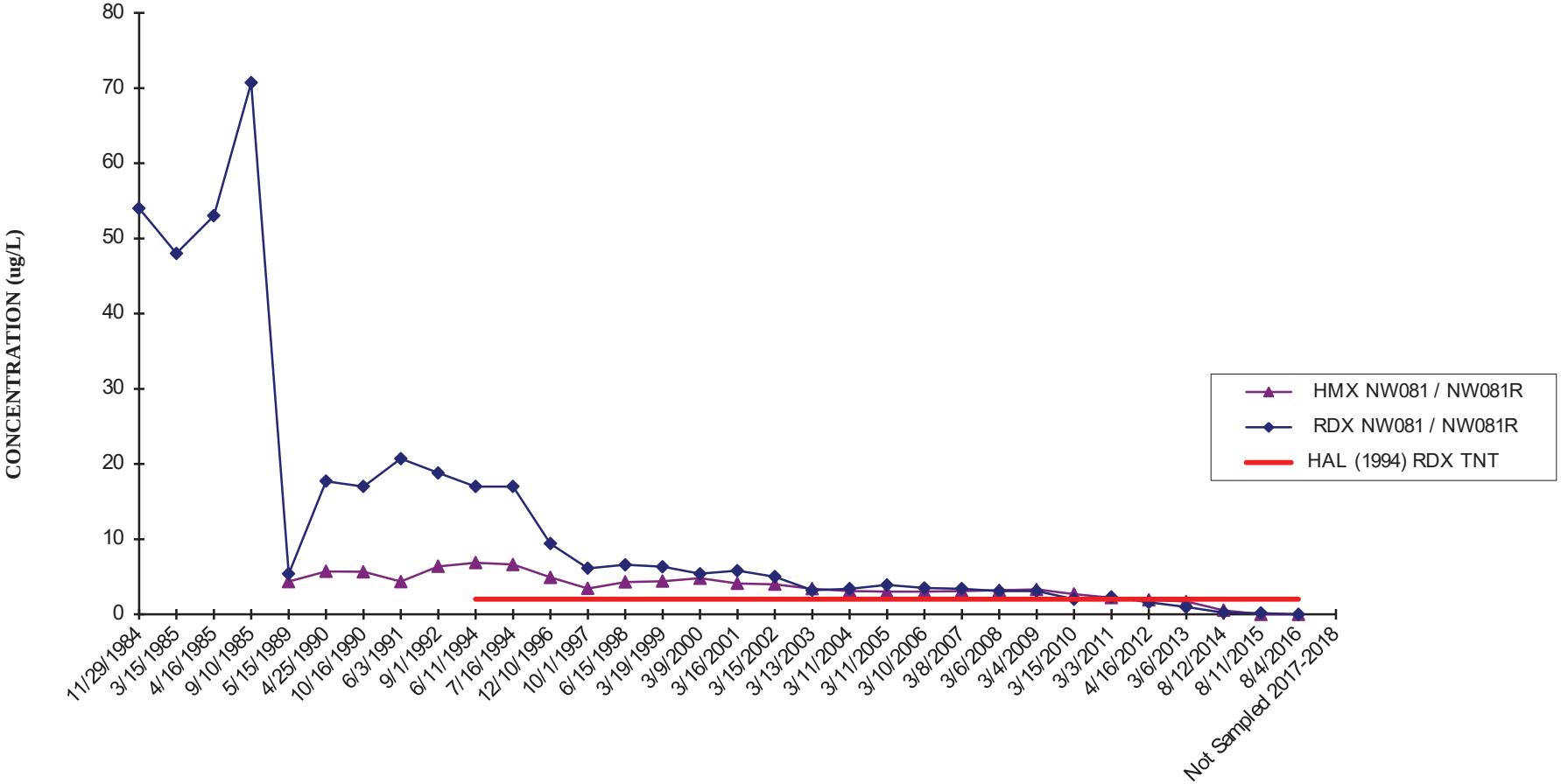

SAMPLE DATE

*** Well NW081 was abandoned and replaced by well NW081R in April 2012**

CORNHUSKER ARMY AMMUNITION PLANT
WELL NW082/NW082R* - HMX AND RDX

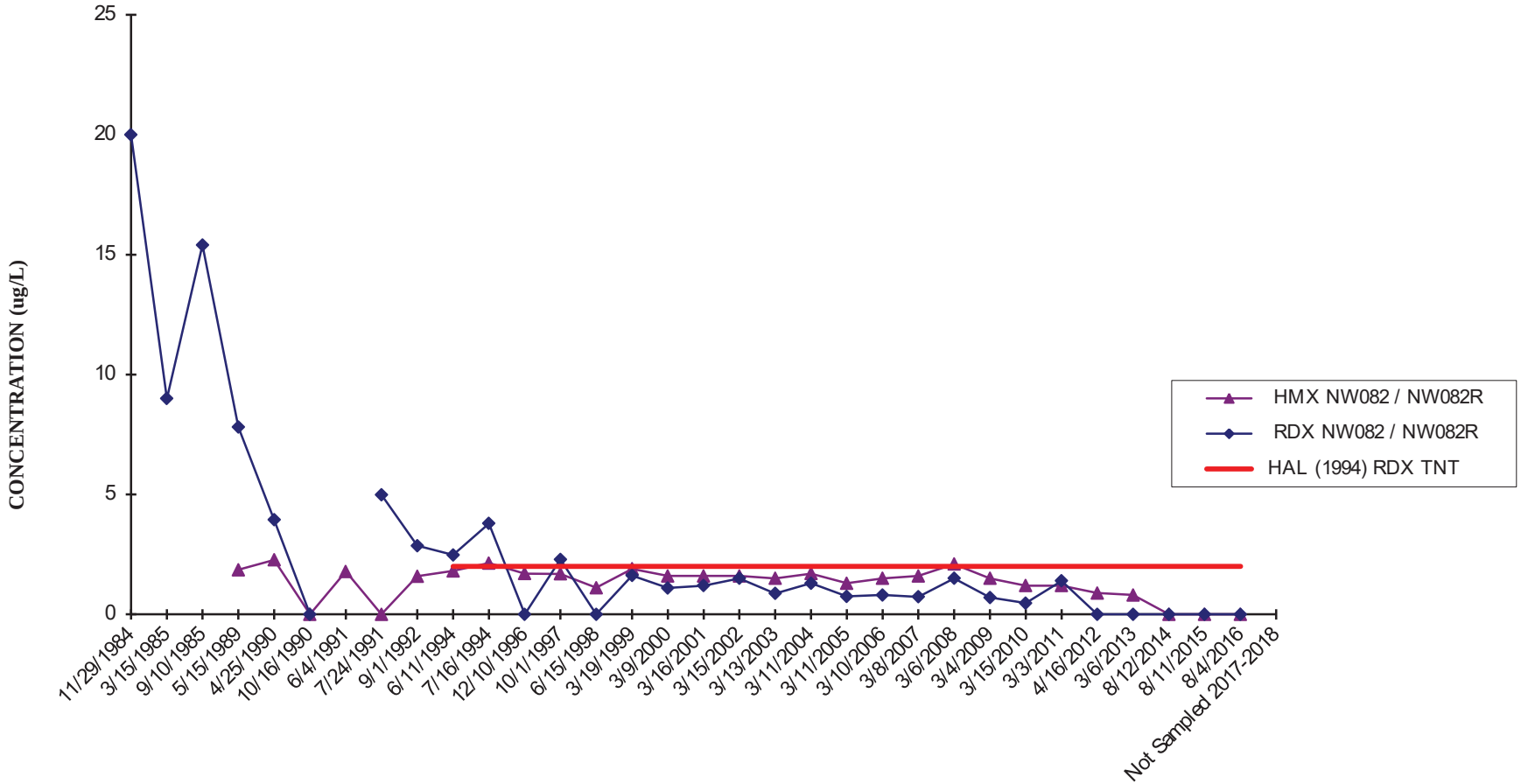

SAMPLE DATE

*** Well NW082 was abandoned and replaced by well NW082R in April 2012**

CORNHUSKER ARMY AMMUNITION PLANT
WELL NW100 - RDX

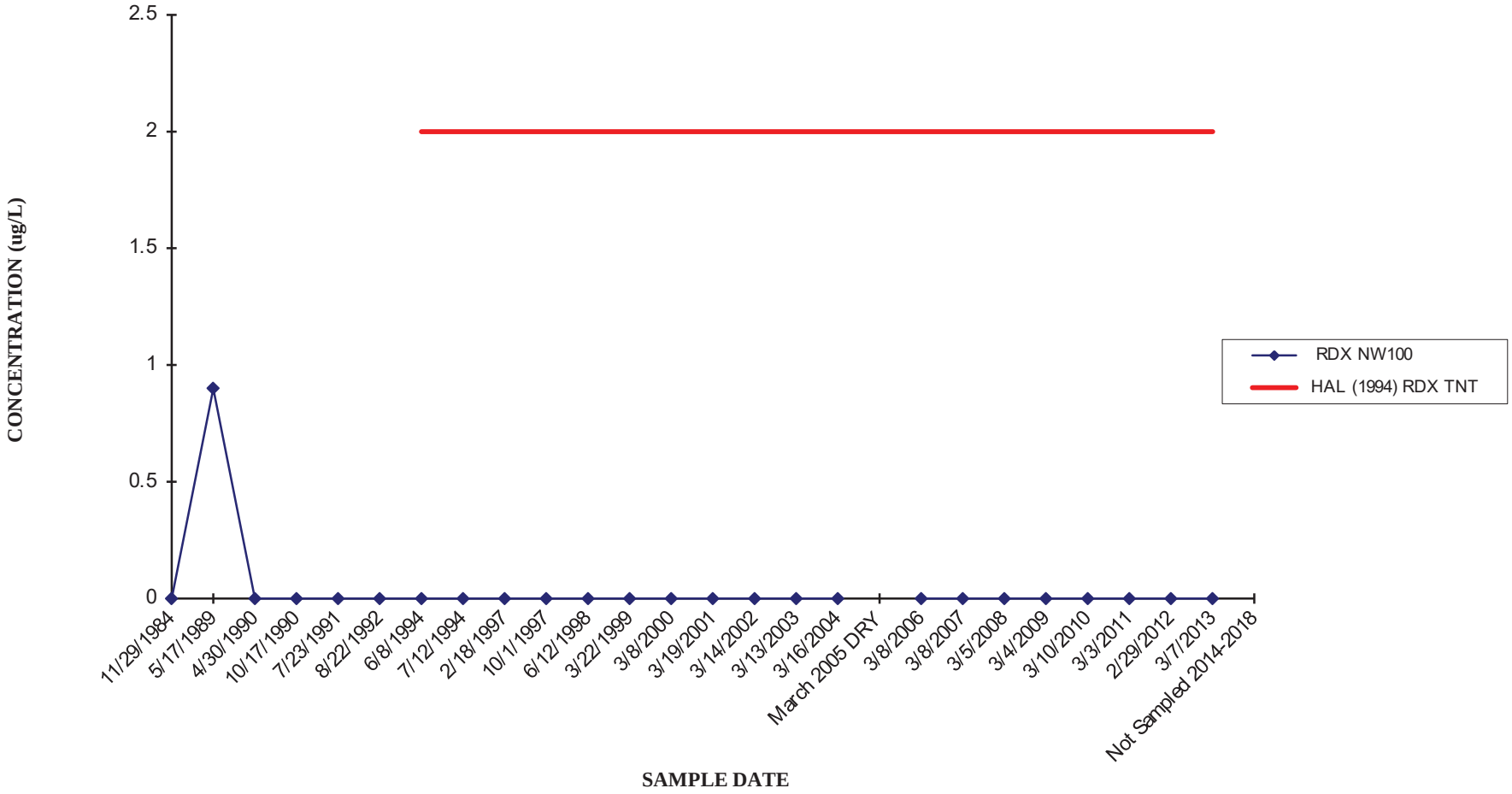

CORNHUSKER ARMY AMMUNITION PLANT
WELL NW101 - HMX AND RDX

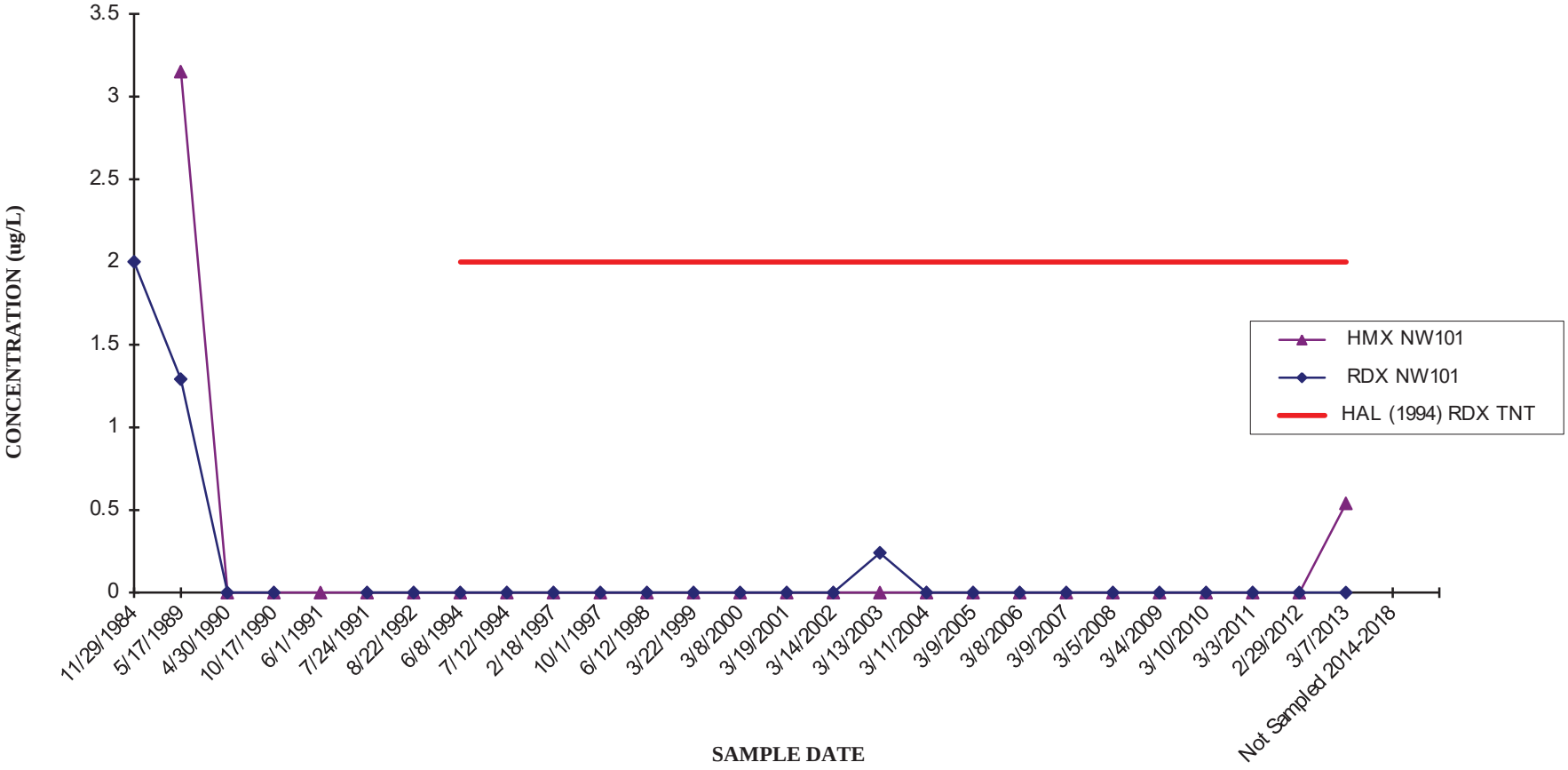

CORNHUSKER ARMY AMMUNITION PLANT
WELL NW102 - RDX

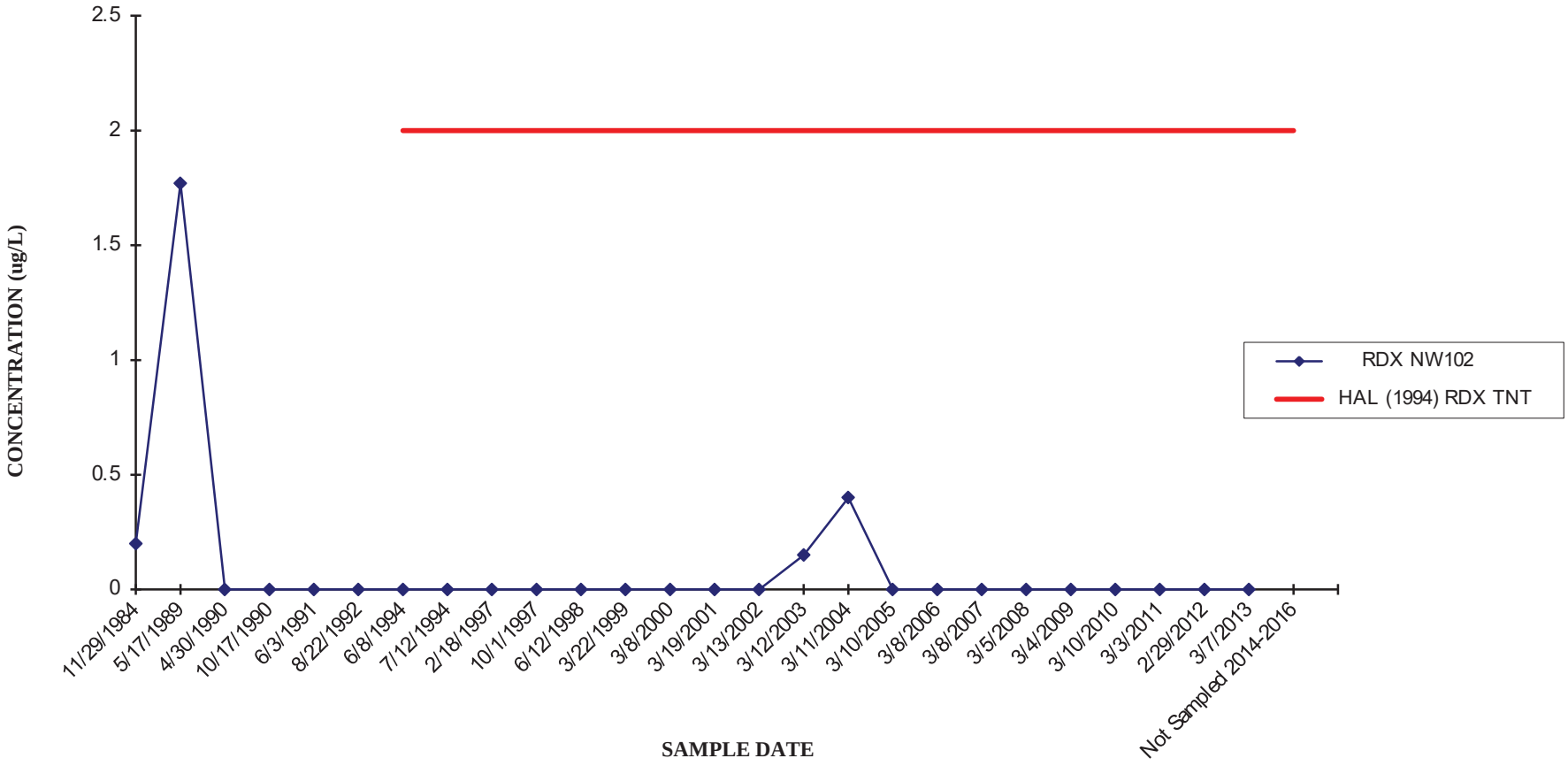

CORNHUSKER ARMY AMMUNITION PLANT
WELL NW120 - HMX AND RDX

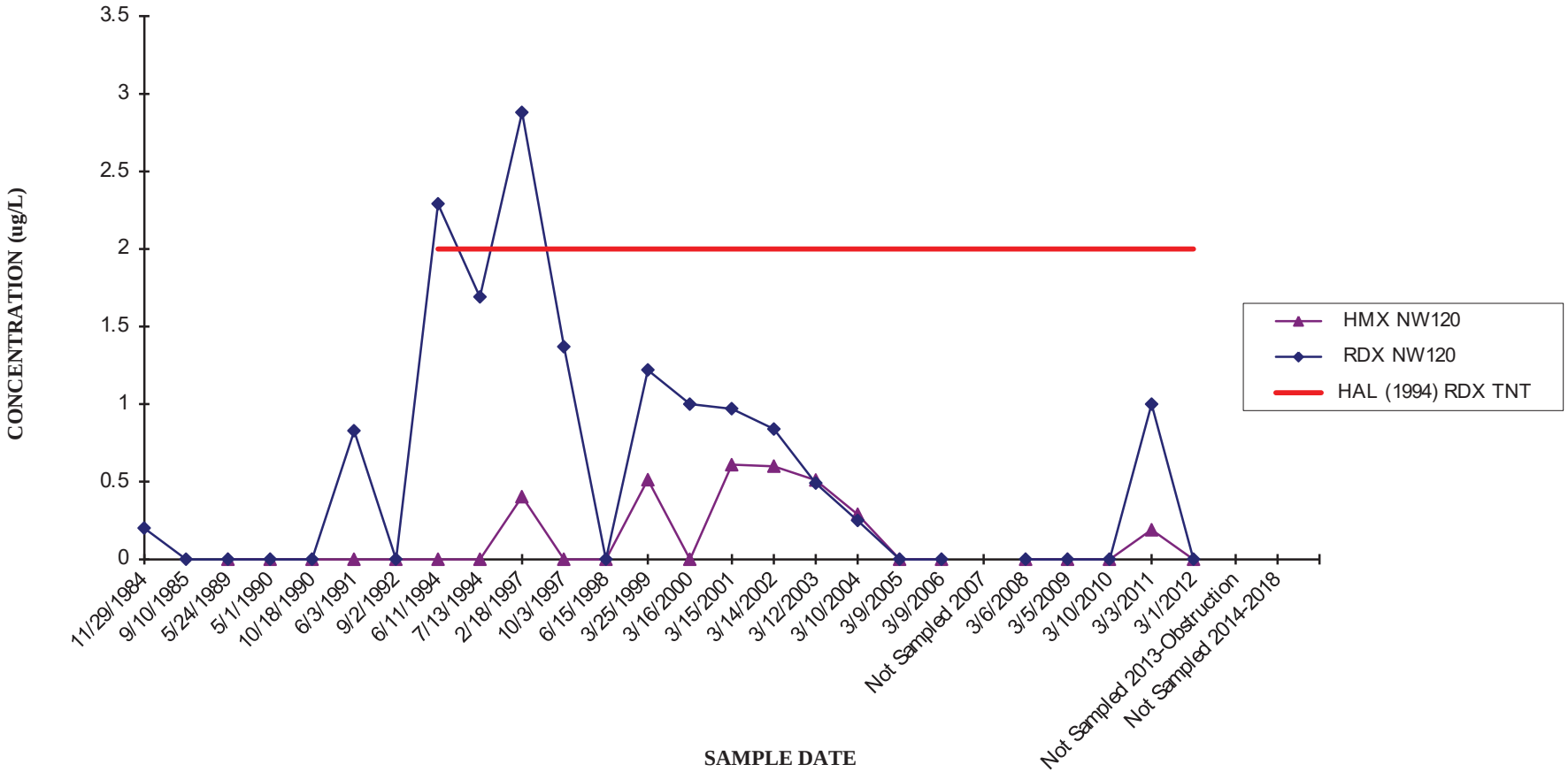

CORNHUSKER ARMY AMMUNITION PLANT
WELL NW121 - HMX

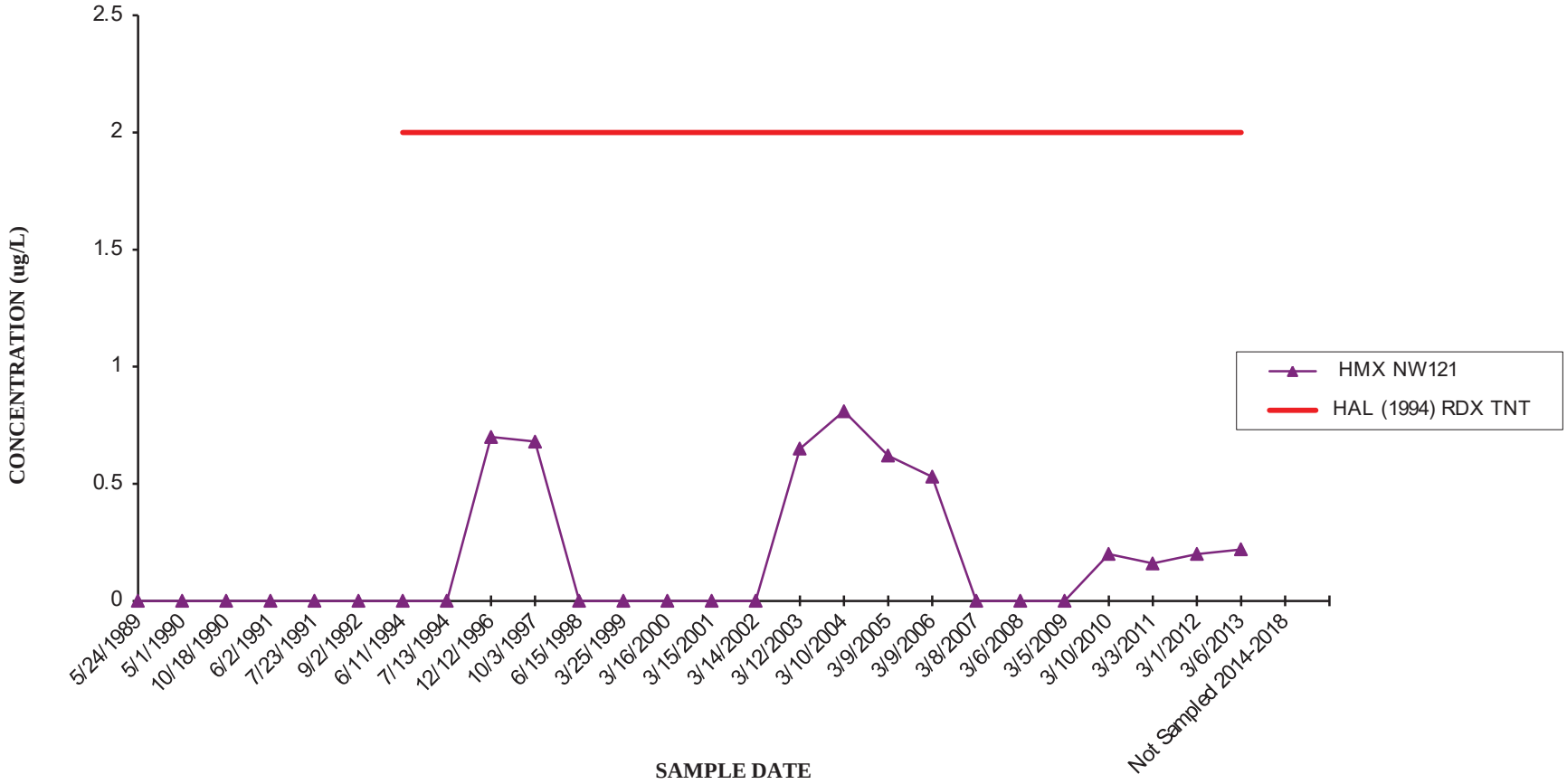

CORNHUSKER ARMY AMMUNITION PLANT
WELL NW122 - RDX

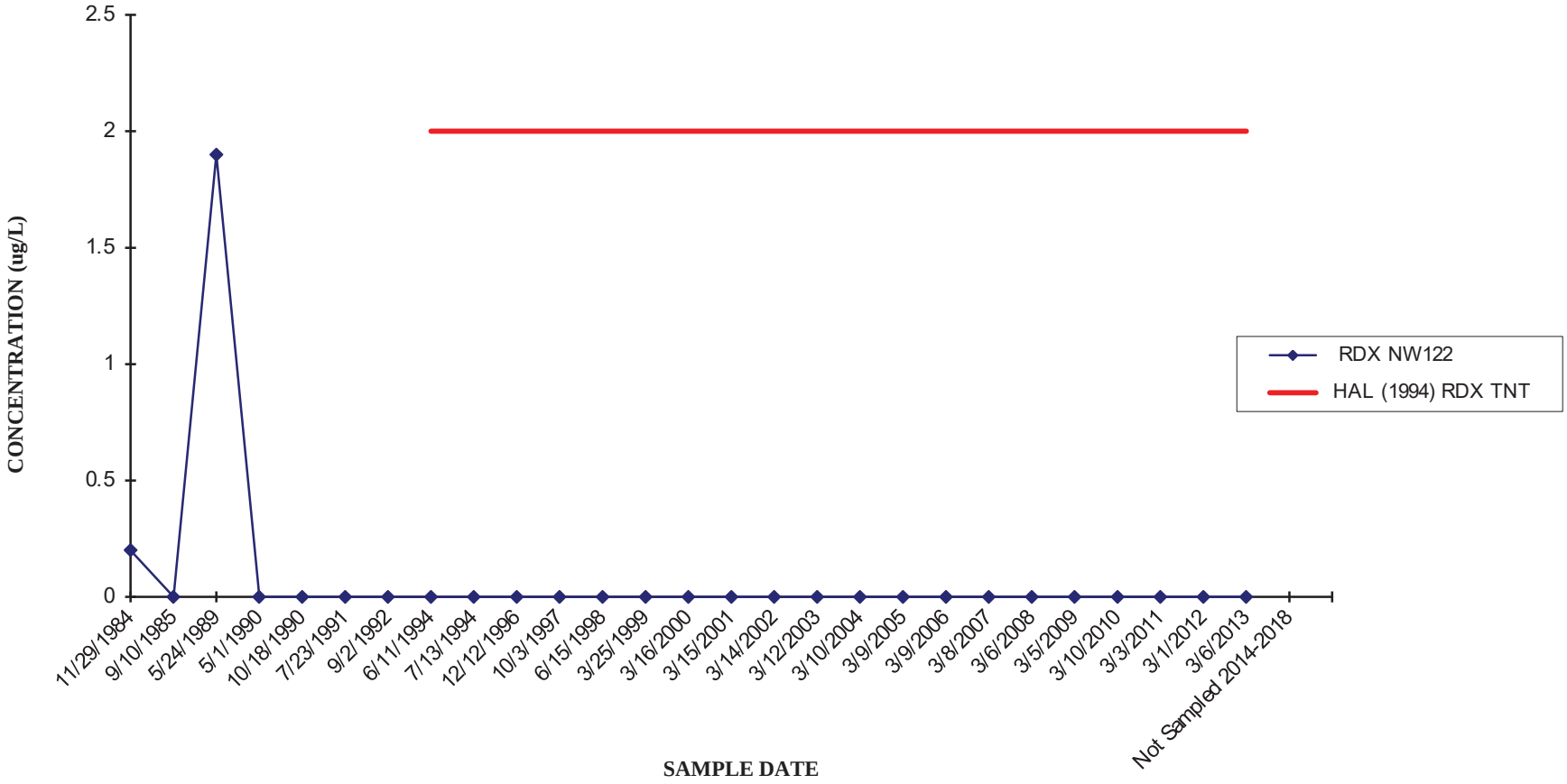

CORNHUSKER ARMY AMMUNITION PLANT
WELL NW130/NW130R* - RDX

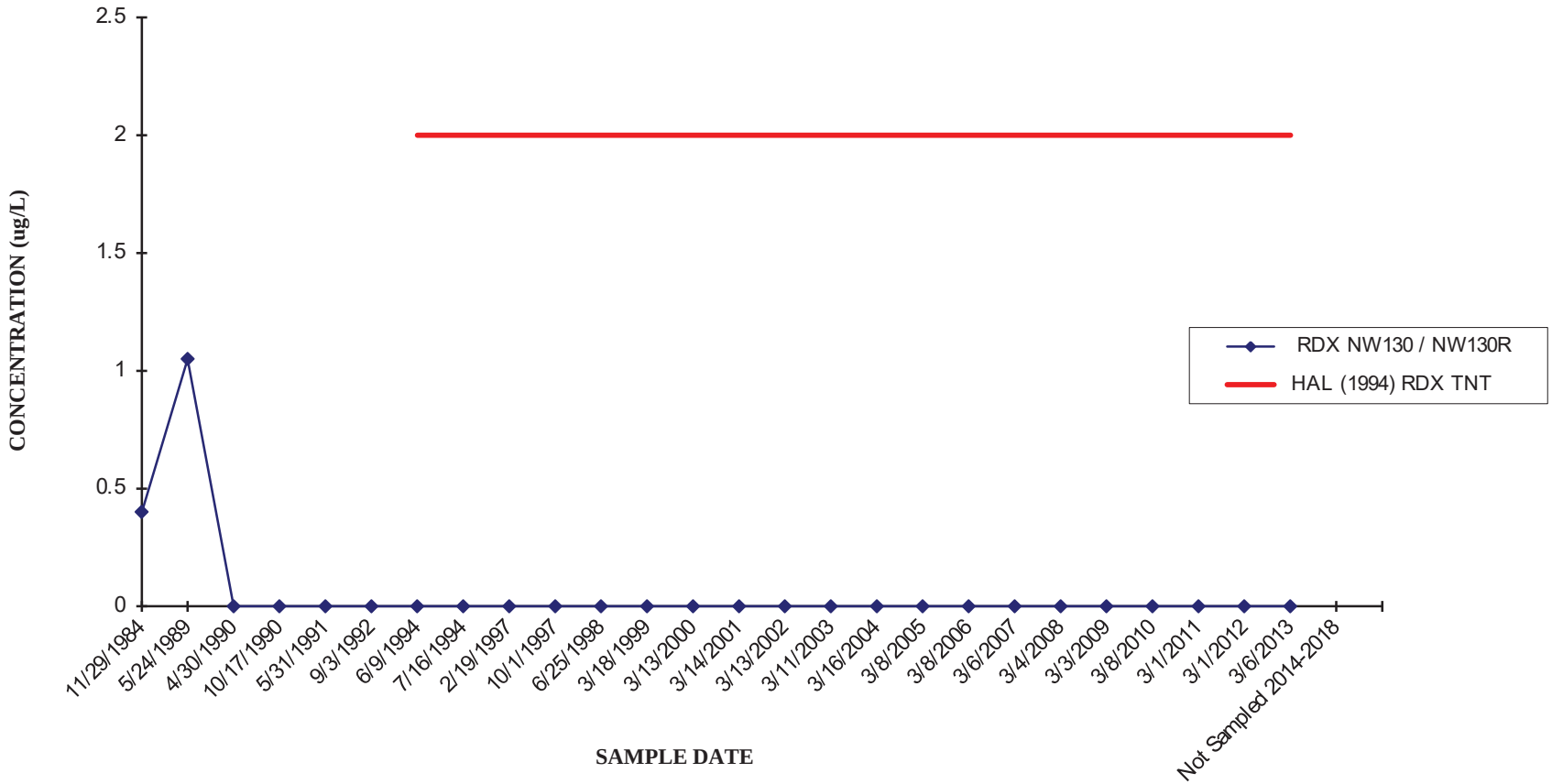

*** Well NW130 was abandoned and replaced by well NW130R in February 2004.**

CORNHUSKER ARMY AMMUNITION PLANT
WELL NW131/NW131R* - RDX

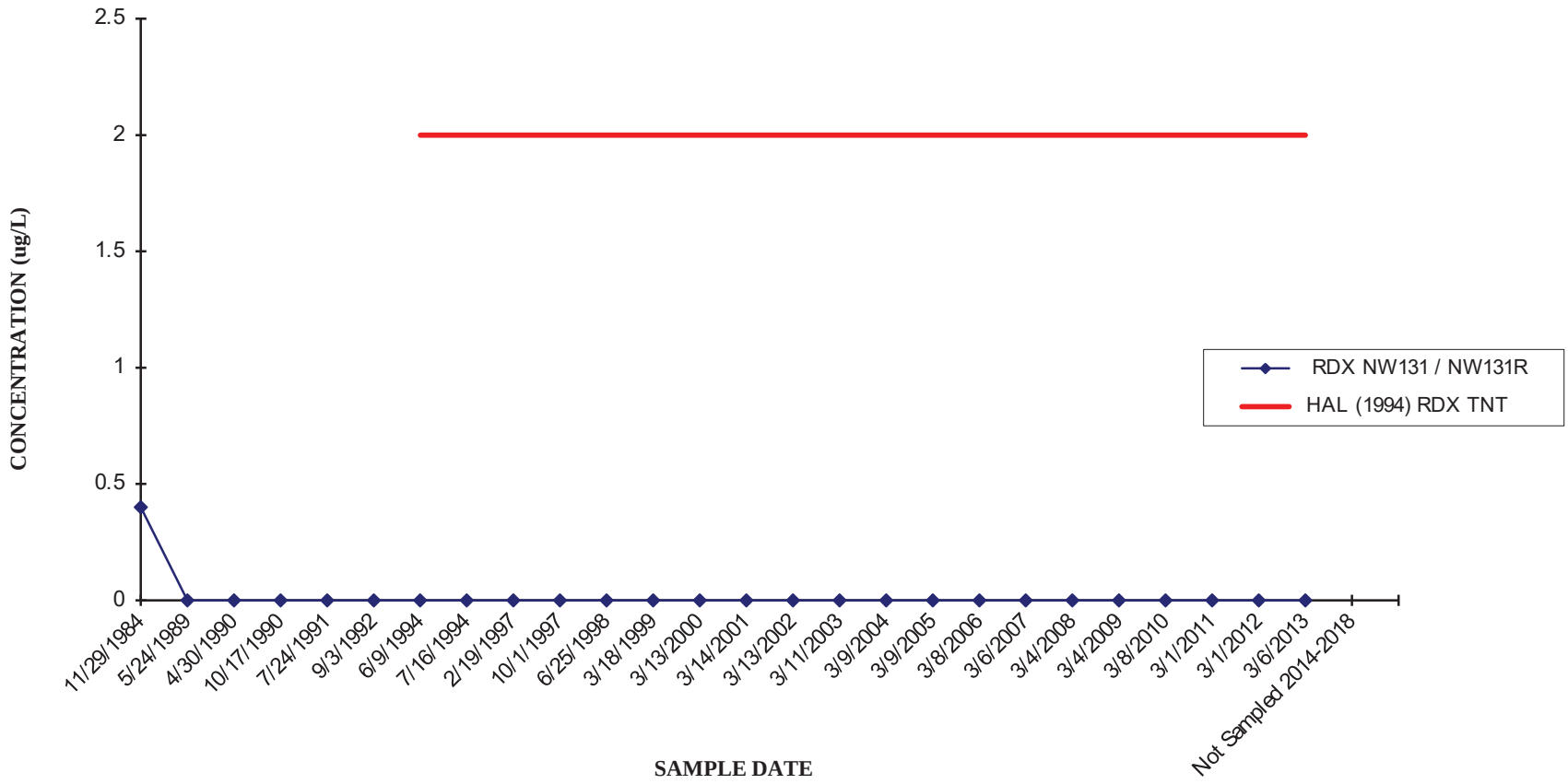

*** Well NW131 was abandoned and replaced by well NW131R in February 2004.**

CORNHUSKER ARMY AMMUNITION PLANT
WELL NW132/NW132R* - RDX

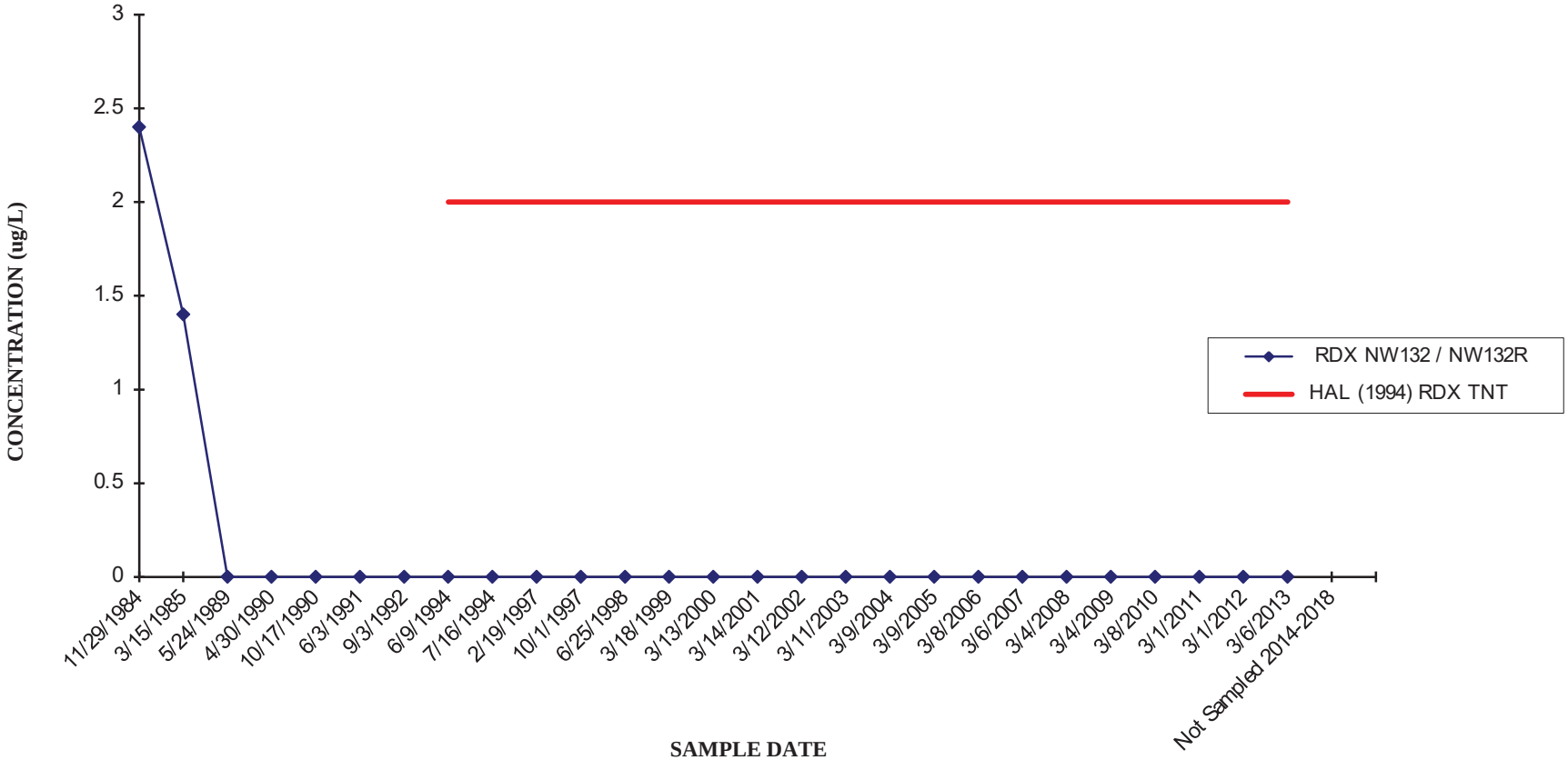

*** Well NW132 was abandoned and replaced by well NW132R in February 2004.**

CORNHUSKER ARMY AMMUNITION PLANT
WELL CA210 - HMX AND RDX

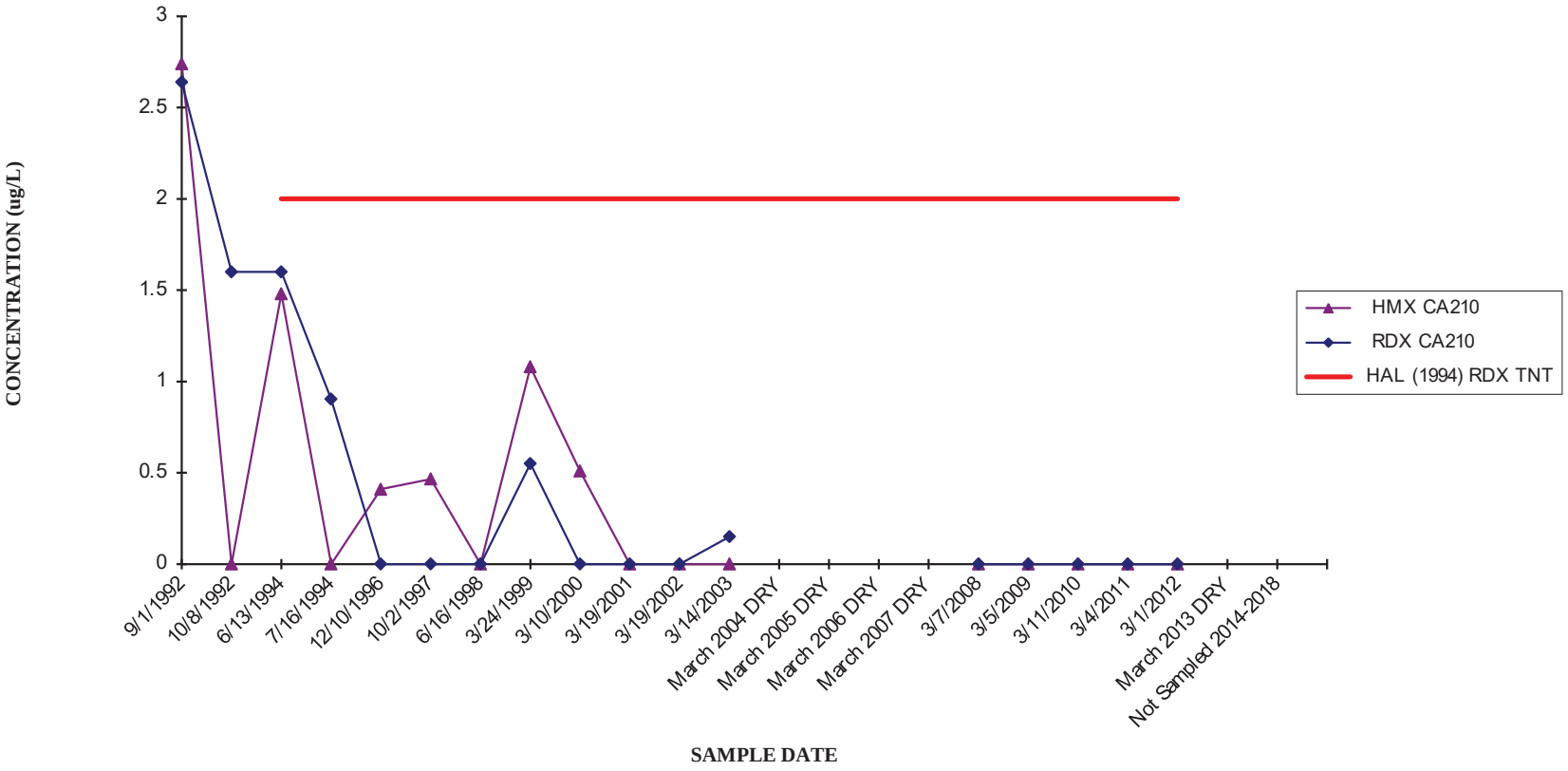

CORNHUSKER ARMY AMMUNITION PLANT
WELL CA211 - HMX AND RDX

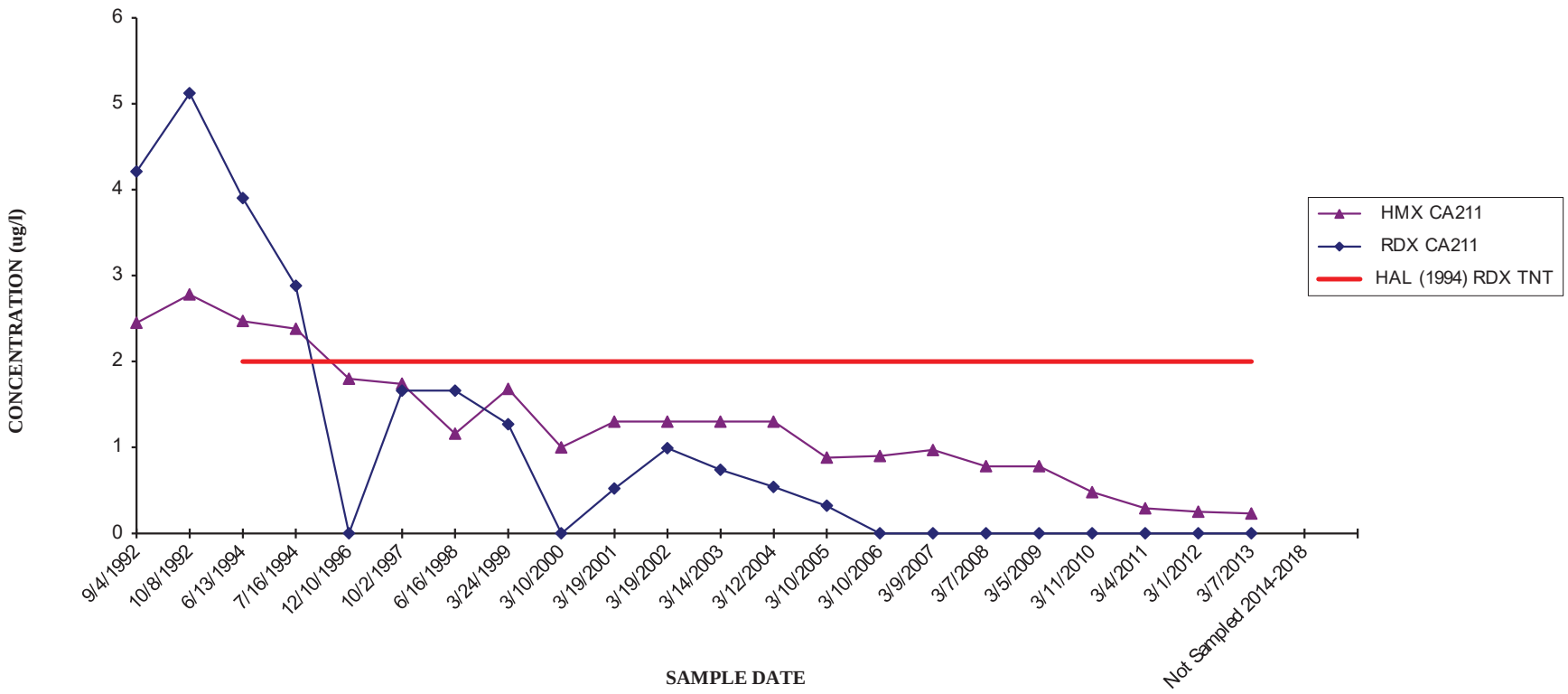

CORNHUSKER ARMY AMMUNITION PLANT
WELL CA212 - HMX AND RDX

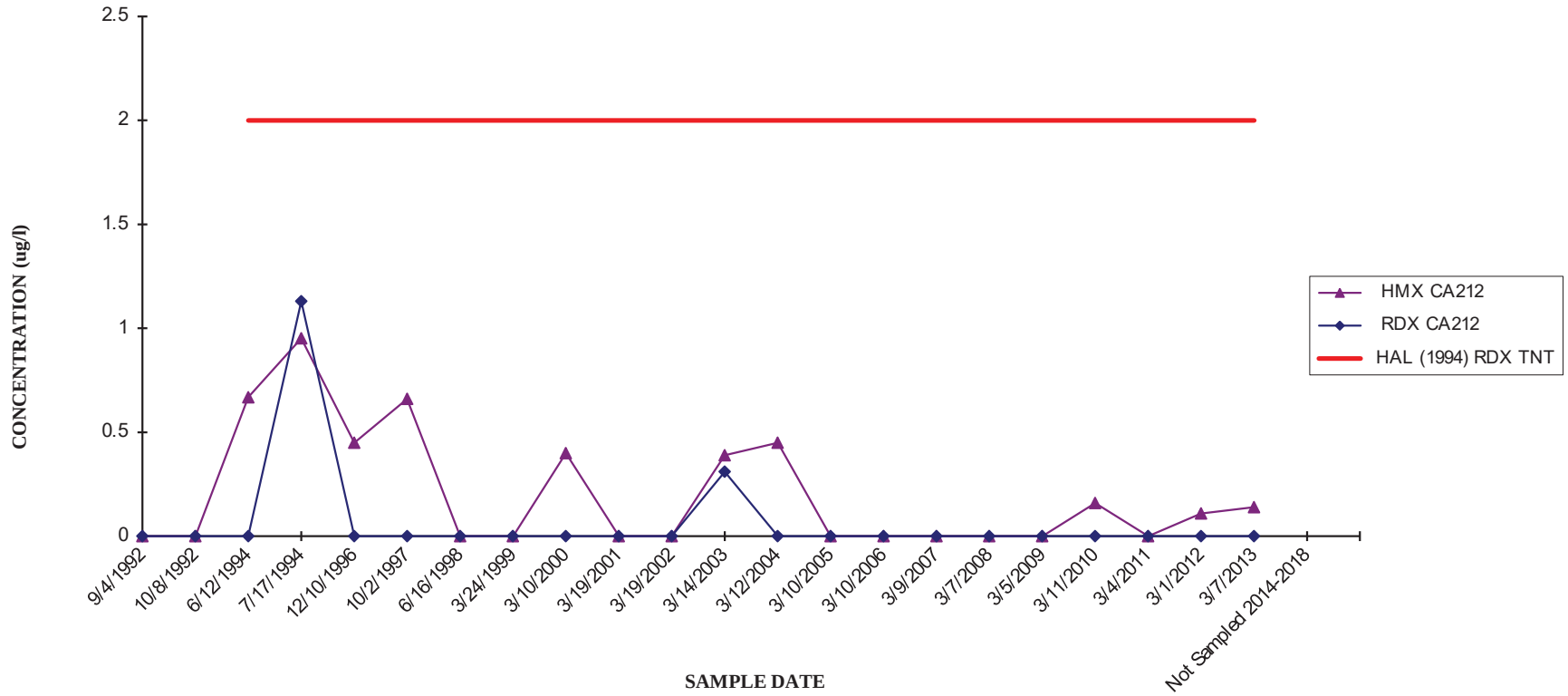

CORNHUSKER ARMY AMMUNITION PLANT
WELL CA221 - RDX

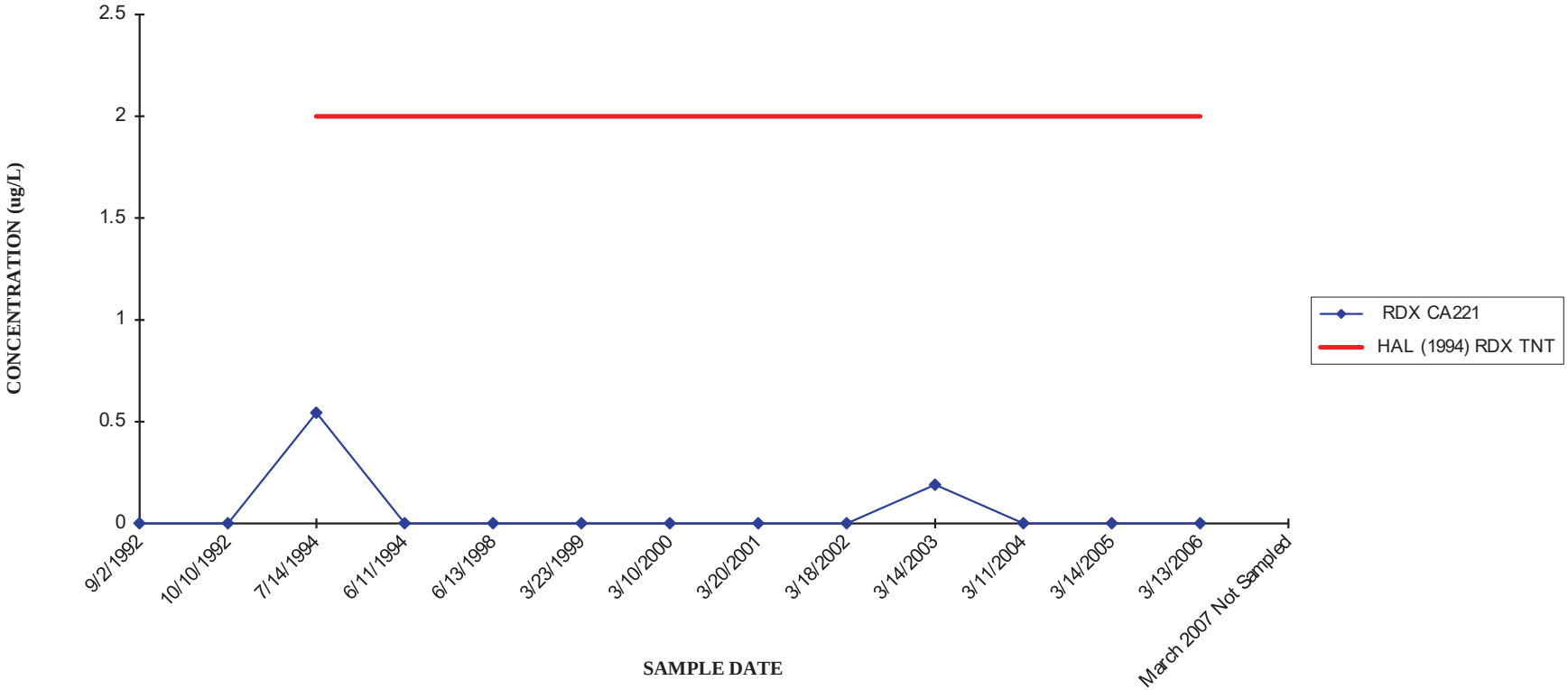

NOTE: Well CA221 was abandoned in 2008.

CORNHUSKER ARMY AMMUNITION PLANT
WELL CA222 - RDX

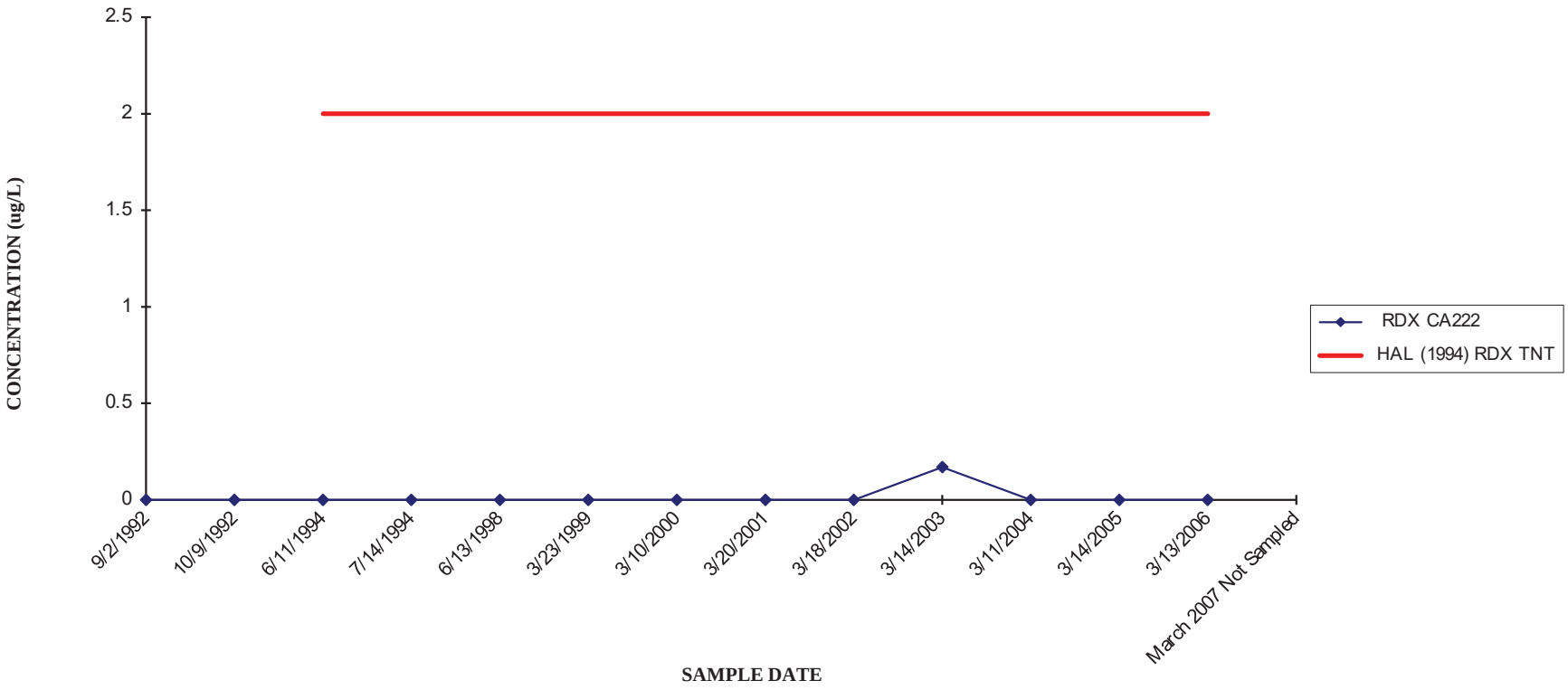

NOTE: Well CA222 was abandoned in 2008.

CORNHUSKER ARMY AMMUNITION PLANT
WELL CA241 - HMX

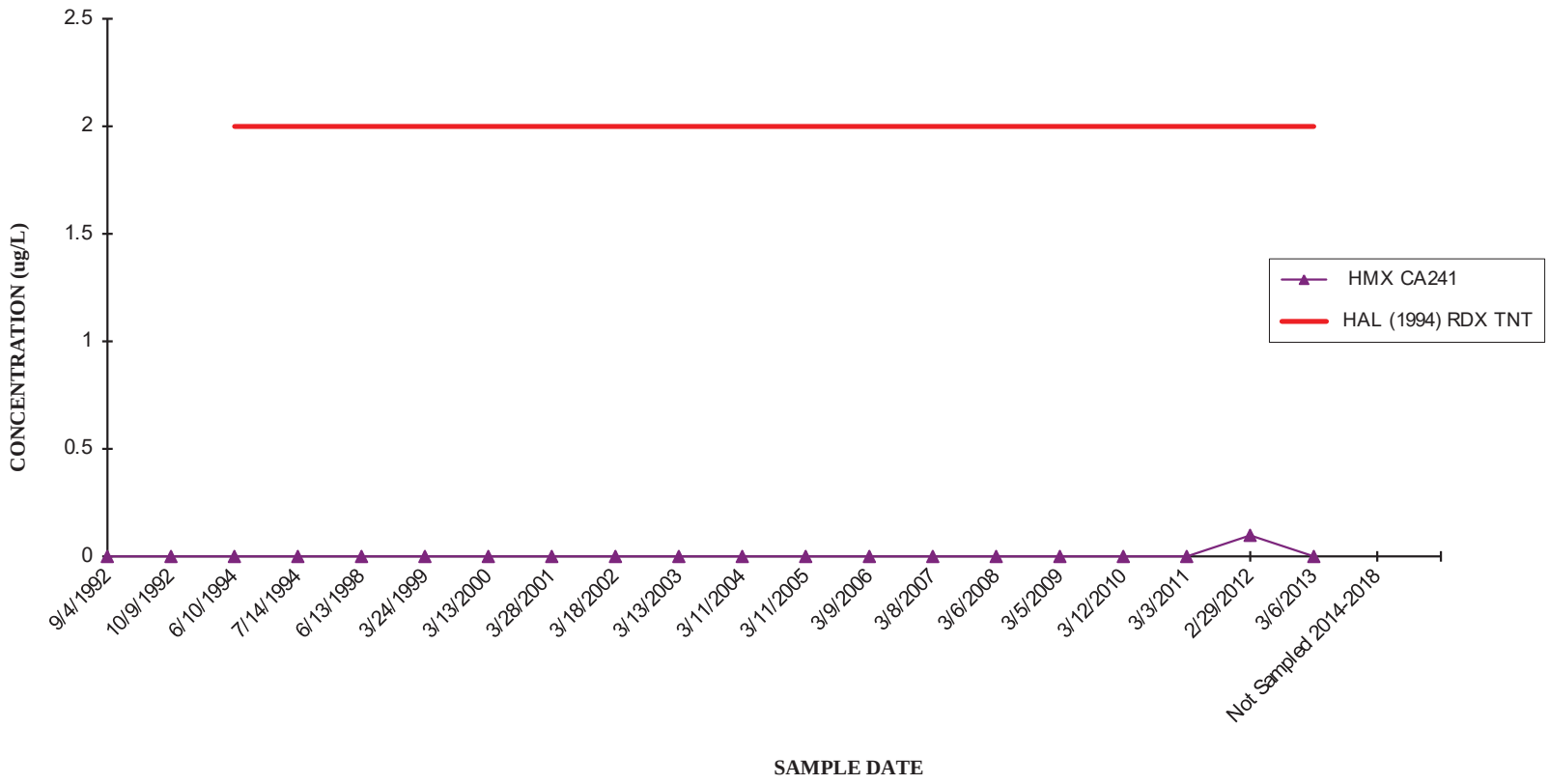

CORNHUSKER ARMY AMMUNITION PLANT
WELL CA250 - HMX AND RDX

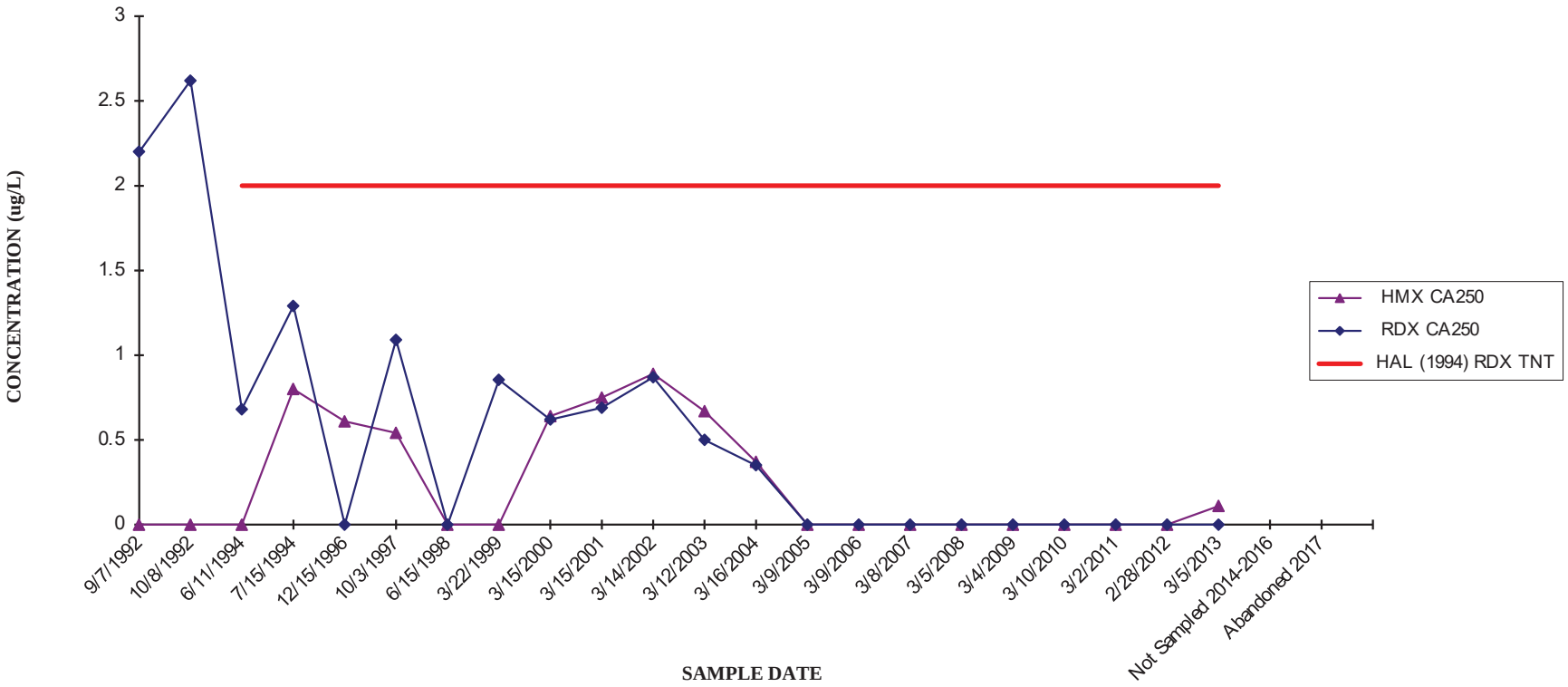

CORNHUSKER ARMY AMMUNITION PLANT
WELL CA251 - HMX AND RDX

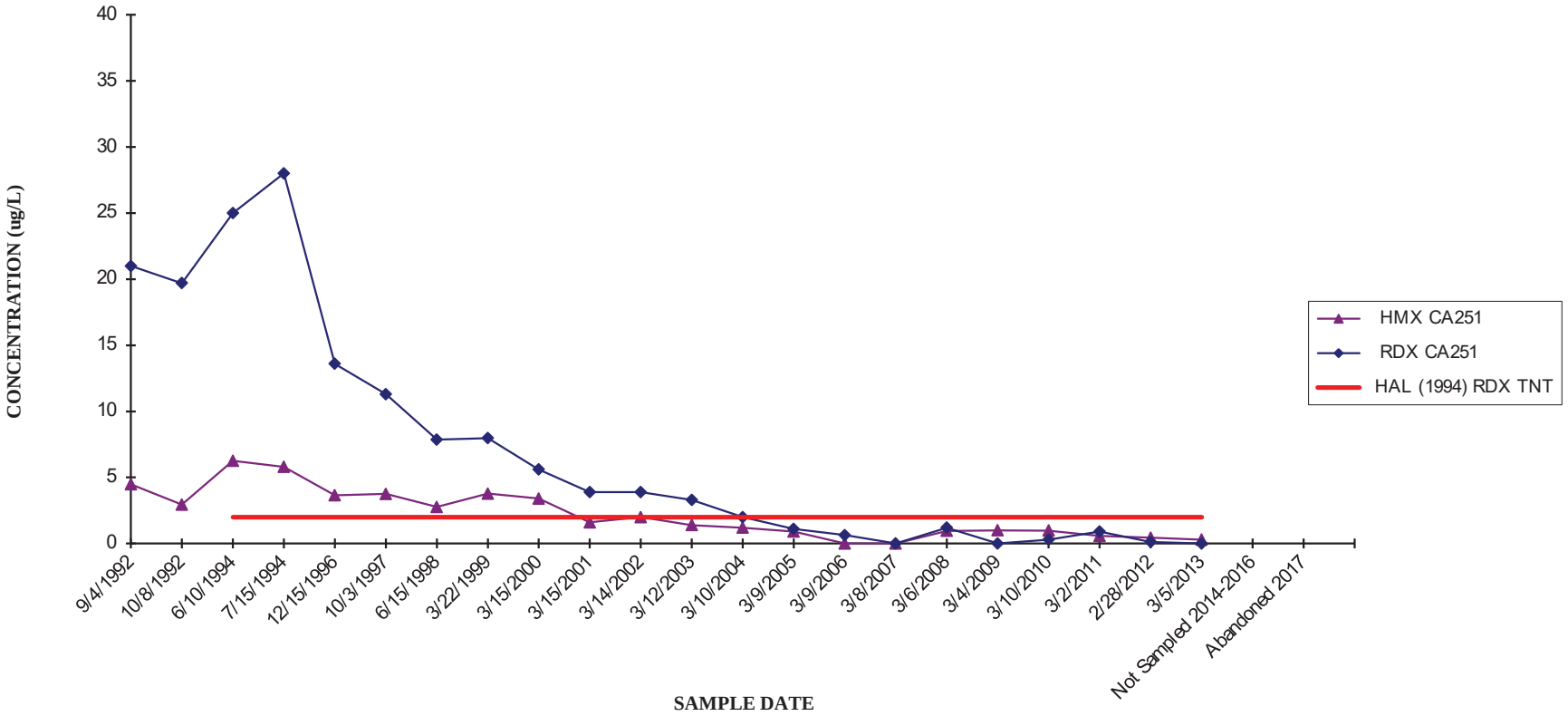

CORNHUSKER ARMY AMMUNITION PLANT
WELL CA252 - HMX AND RDX

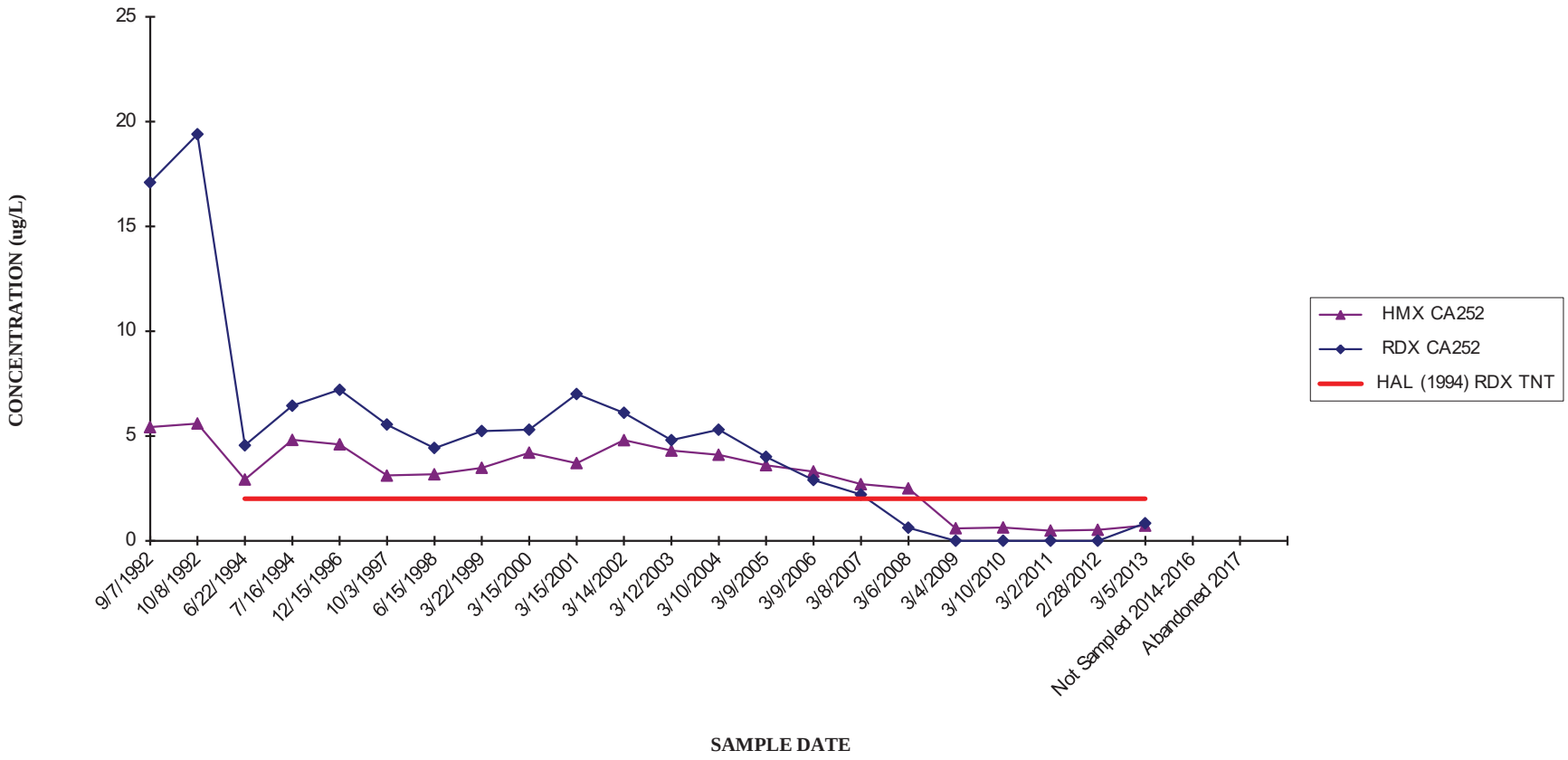

CORNHUSKER ARMY AMMUNITION PLANT
WELL CA262 - HMX

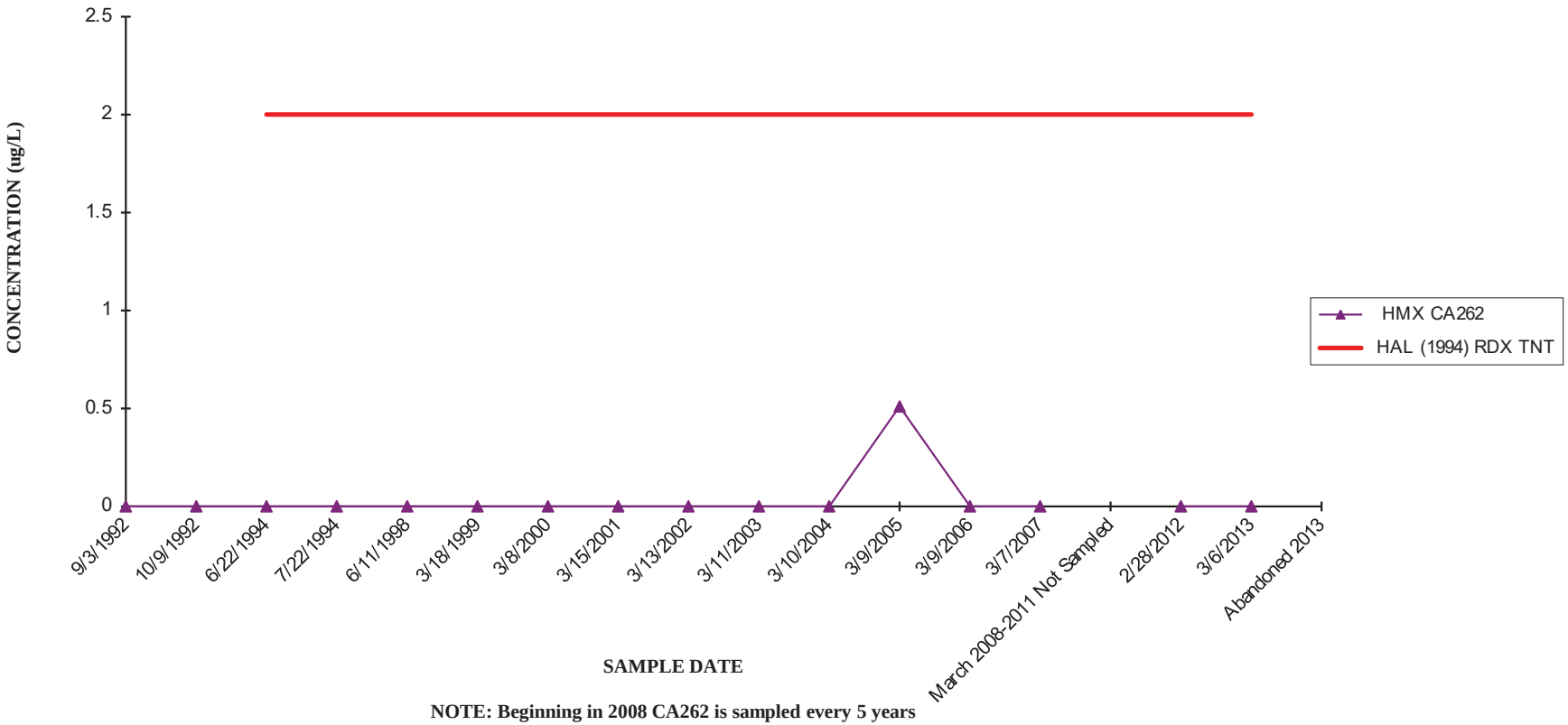

NOTE: Beginning in 2008 CA262 is sampled every 5 years

CORNHUSKER ARMY AMMUNITION PLANT
WELL CA270 - RDX

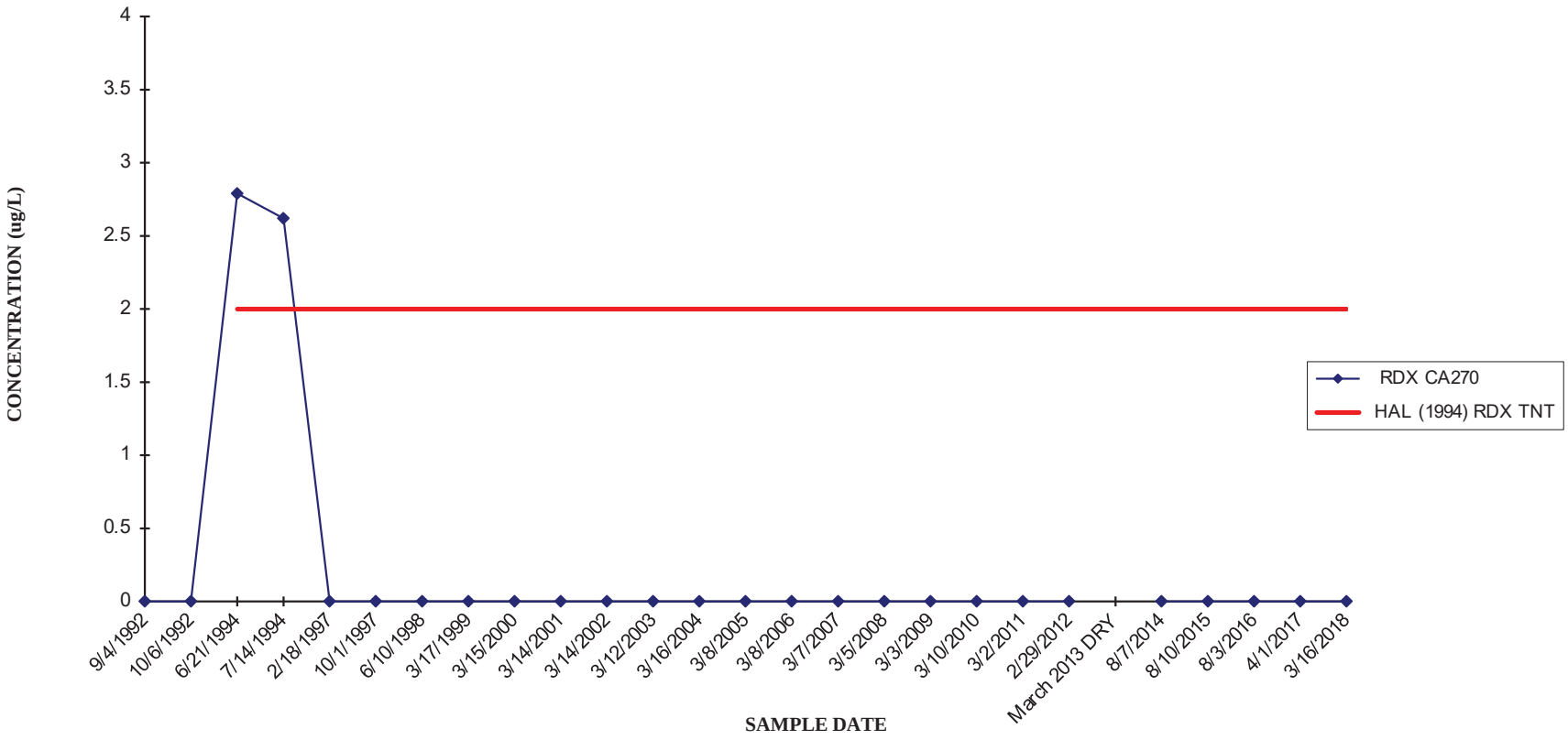

CORNHUSKER ARMY AMMUNITION PLANT
WELL CA271 - HMX AND RDX

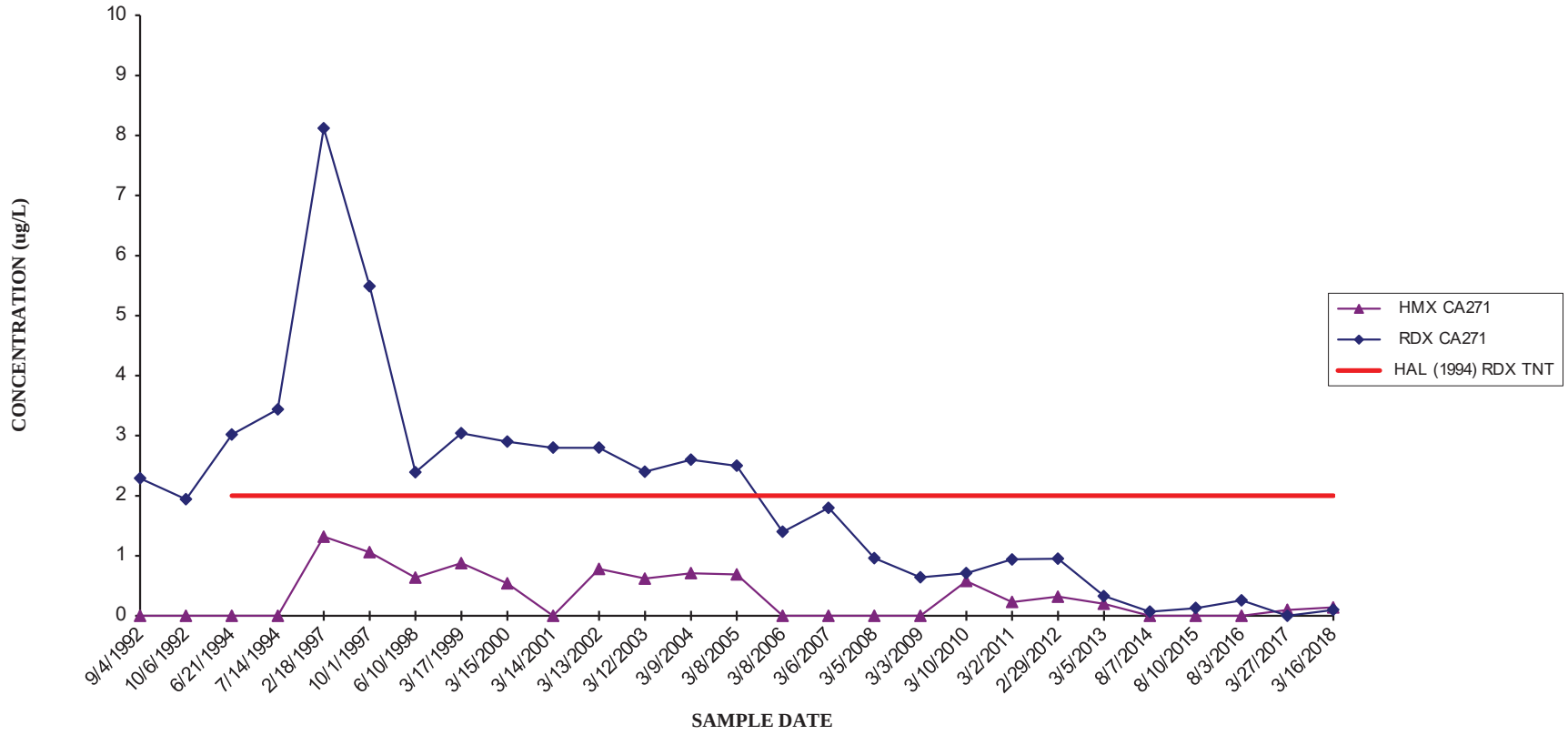

CORNHUSKER ARMY AMMUNITION PLANT
WELL CA272 - HMX AND RDX

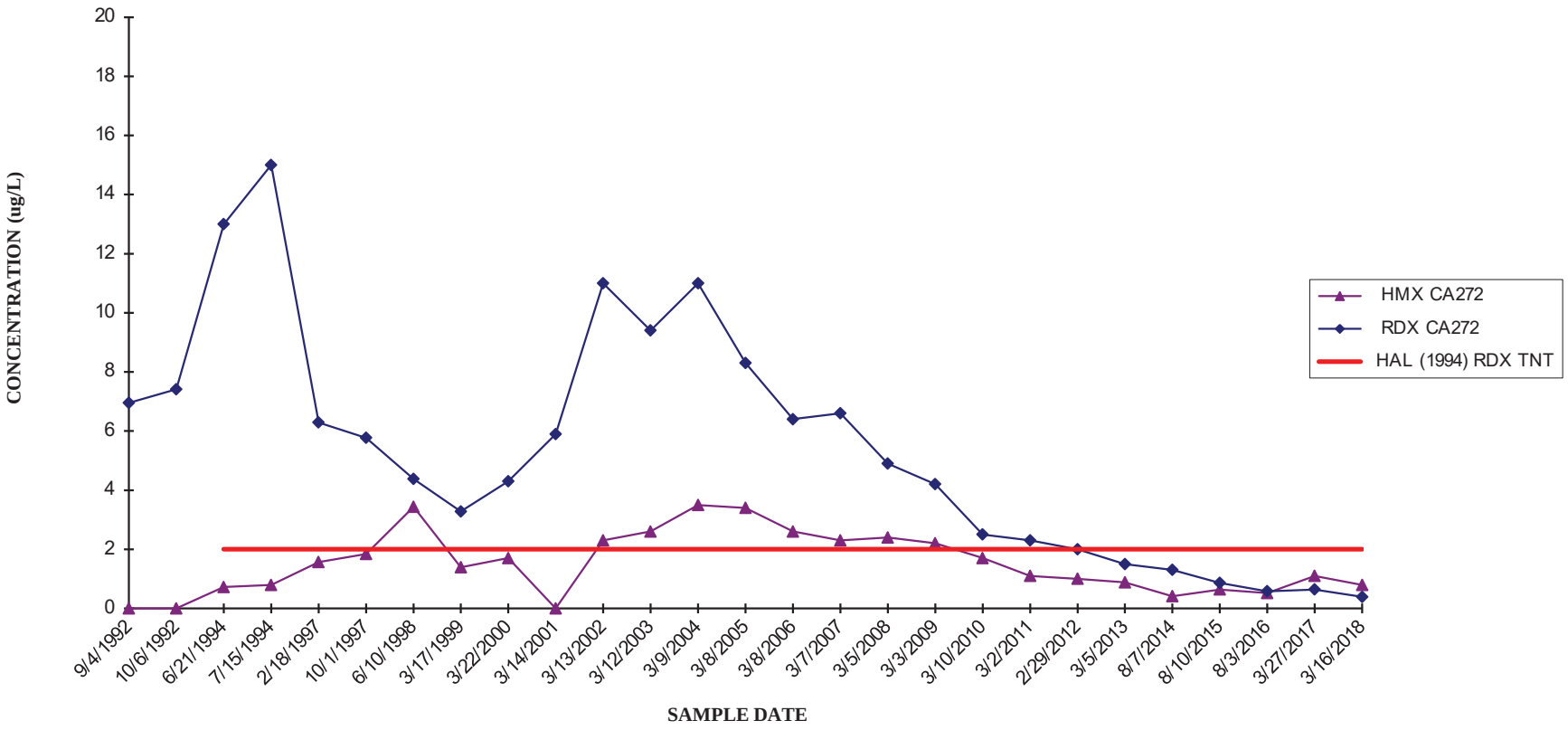

CORNHUSKER ARMY AMMUNITION PLANT
WELL CA273 - HMX

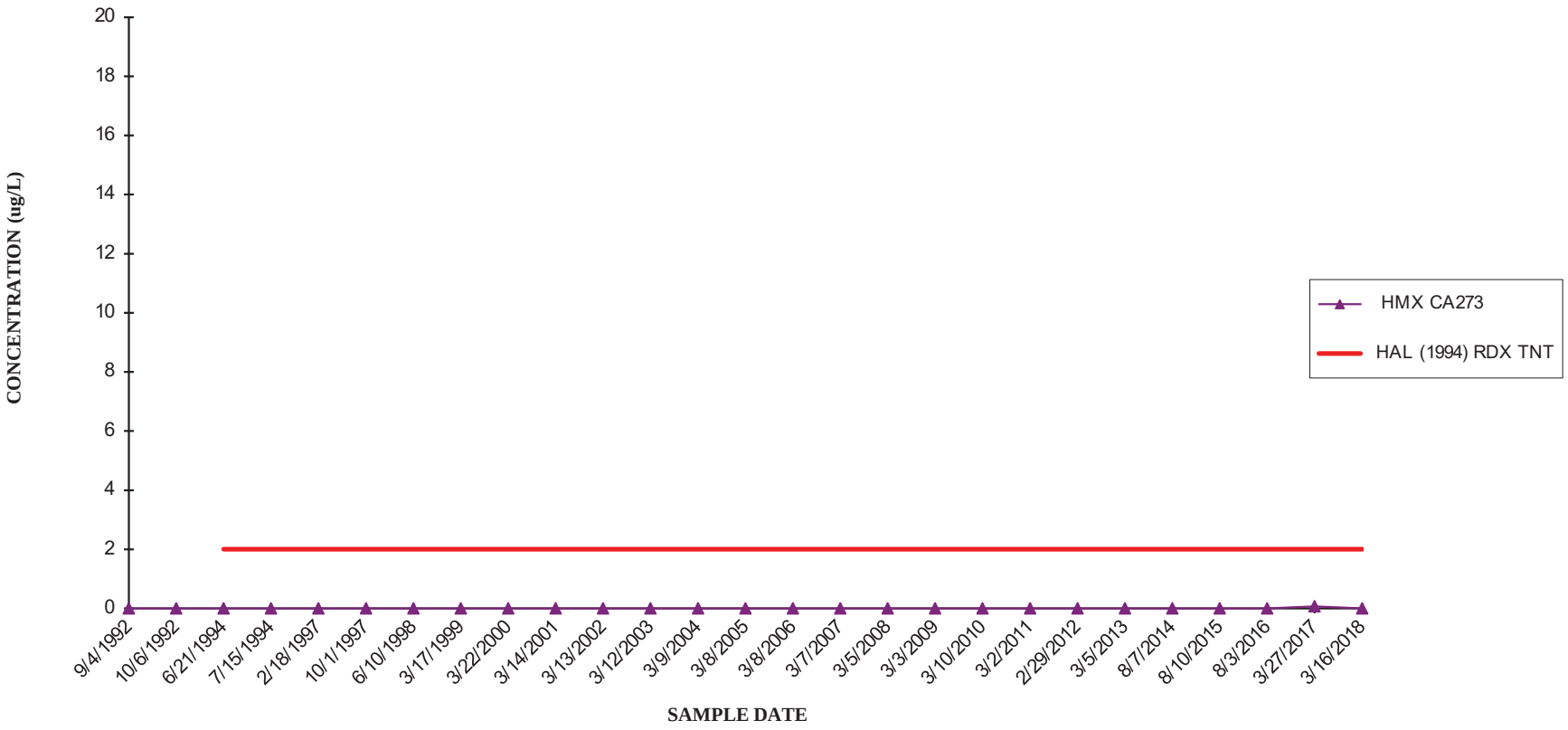

CORNHUSKER ARMY AMMUNITION PLANT
WELL CA282 - RDX

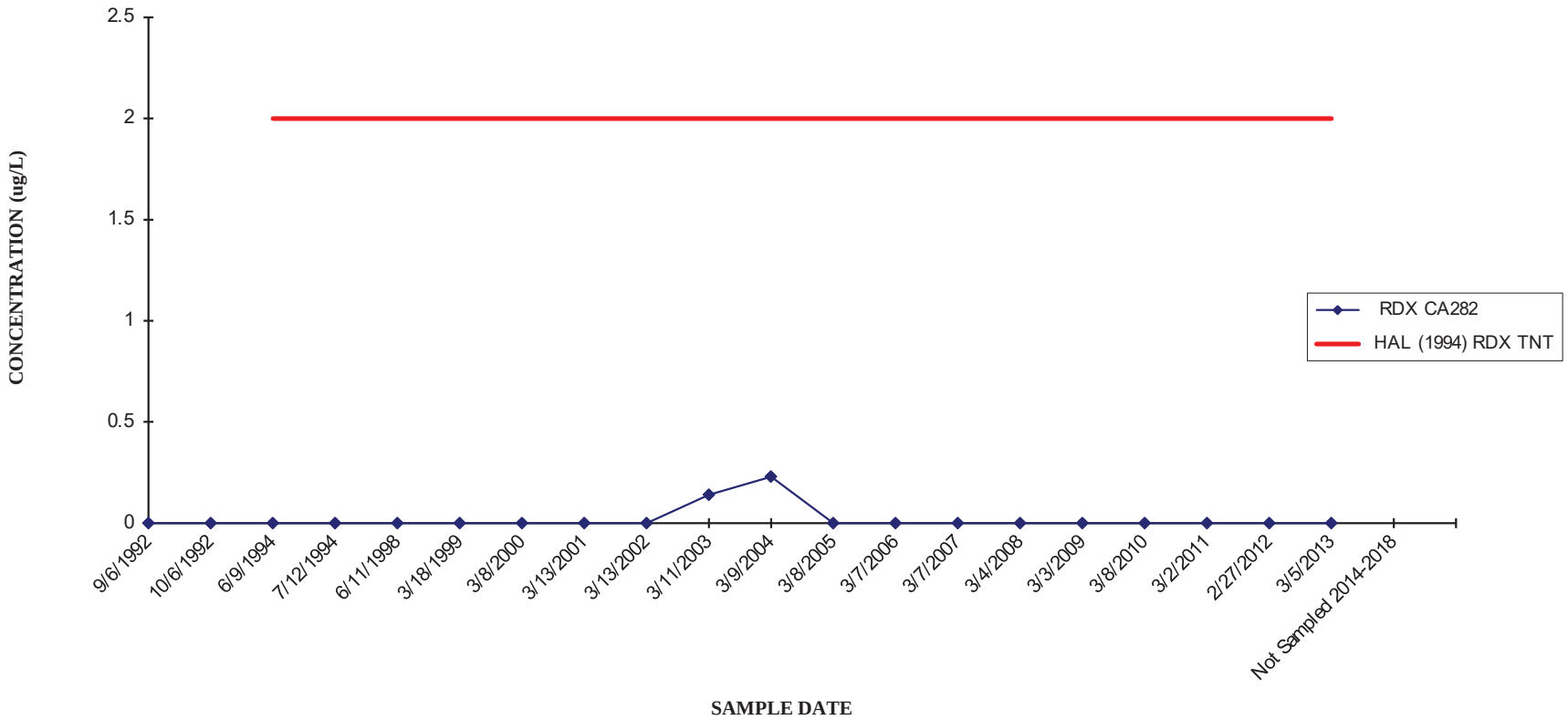

CORNHUSKER ARMY AMMUNITION PLANT
WELL CA290/CA290R* - RDX

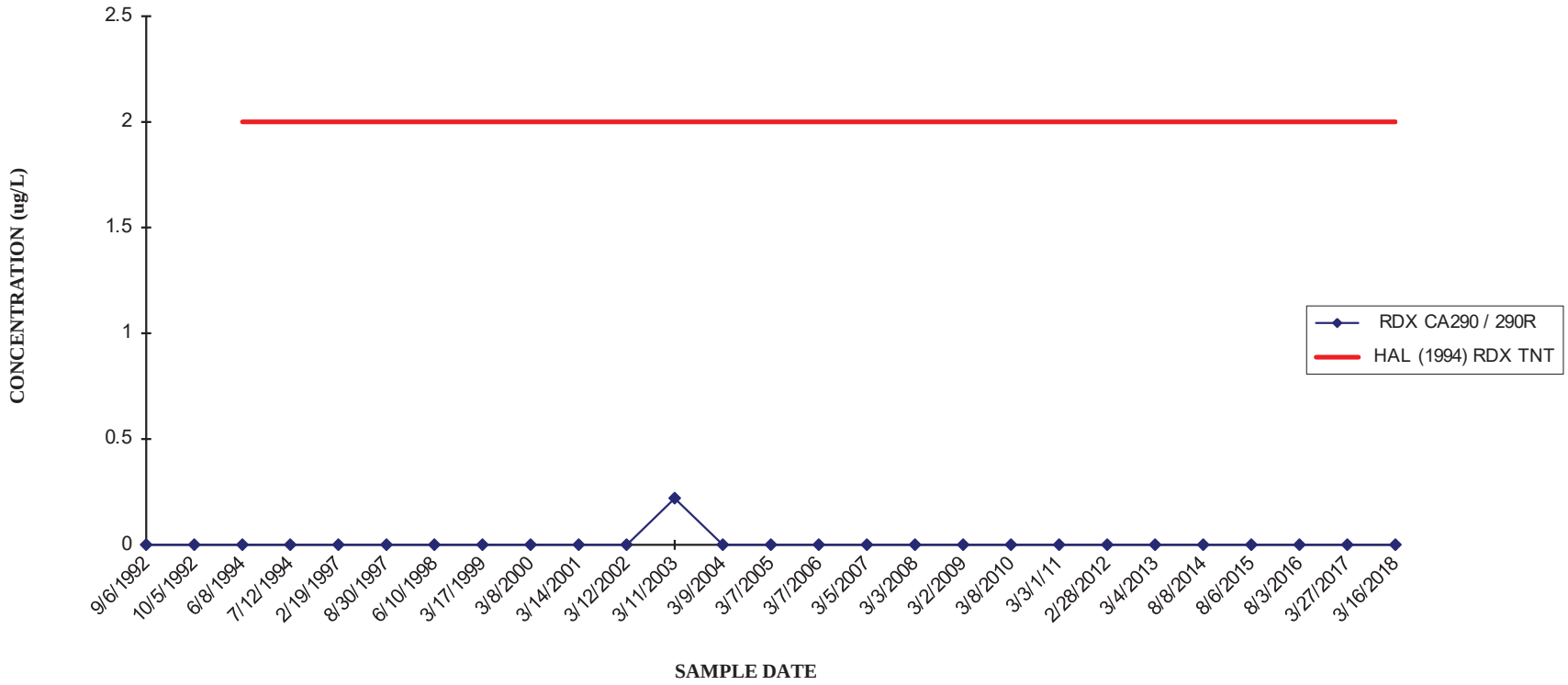

*** Well CA290 was abandoned and replaced by well CA290R in February 2004.**

CORNHUSKER ARMY AMMUNITION PLANT
WELL CA291/CA291R* - HMX AND RDX

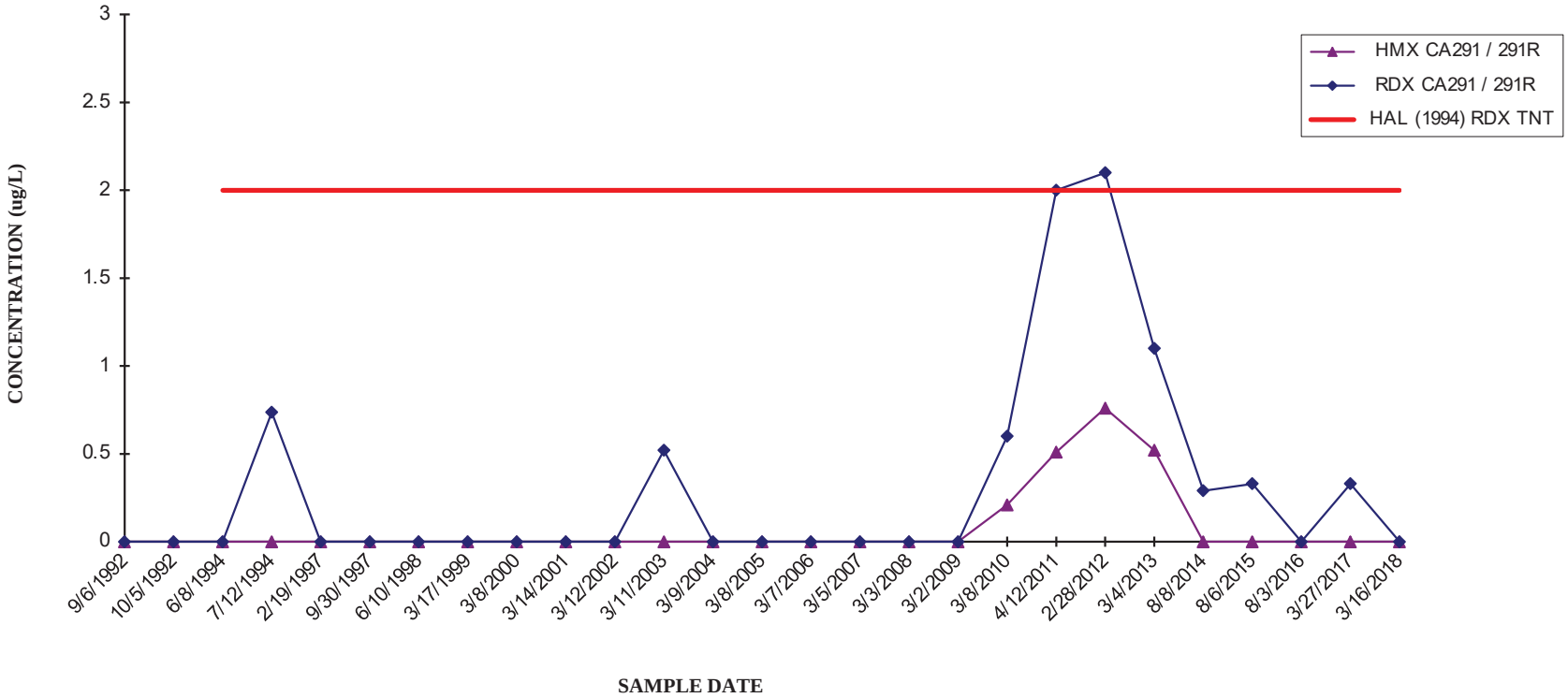

*** Well CA291 was abandoned and replaced by well CA291R in February 2004.**

CORNHUSKER ARMY AMMUNITION PLANT
WELL CA292/CA292R* - HMX AND RDX

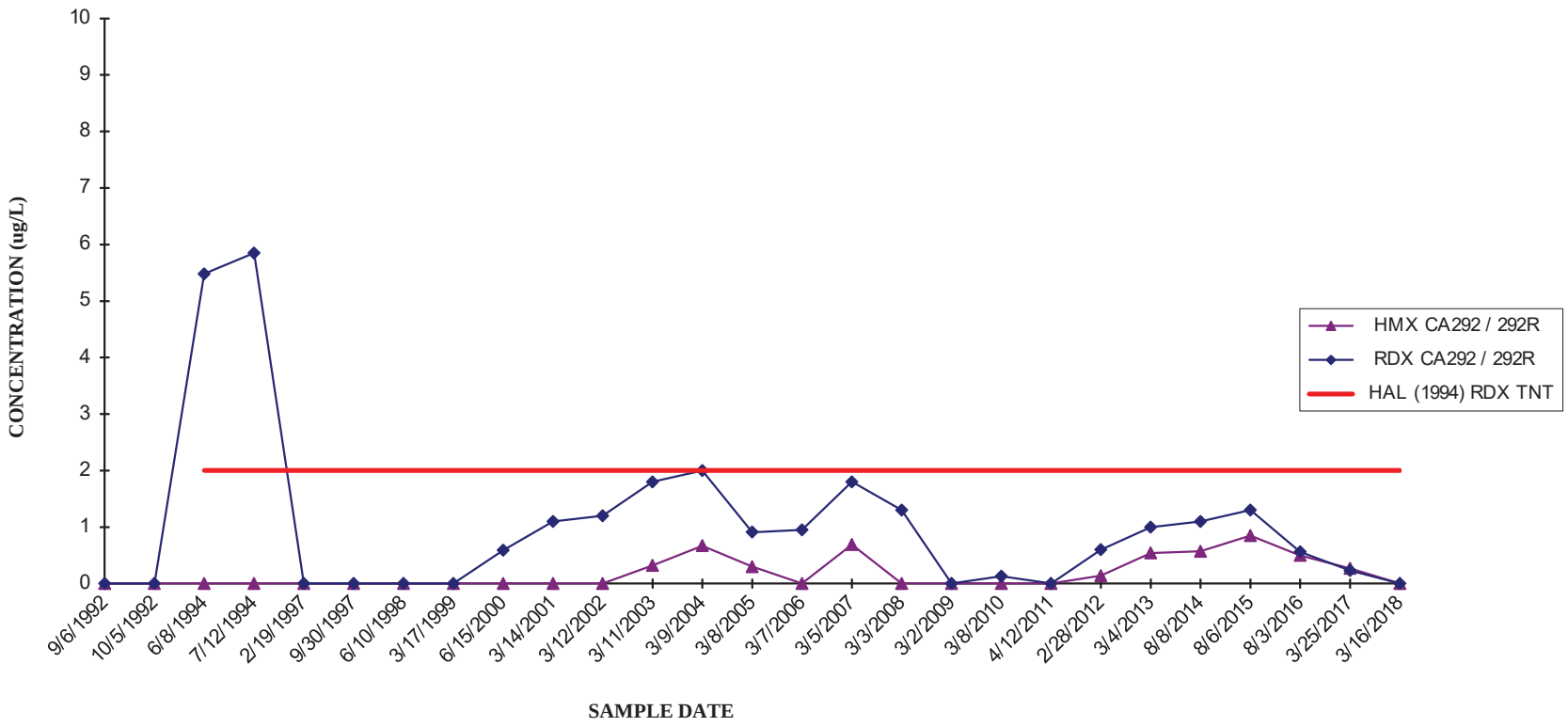

*** Well CA292 was abandonded and replaced by well CA292R in February 2004.**

CORNHUSKER ARMY AMMUNITION PLANT
WELL CA310 - RDX

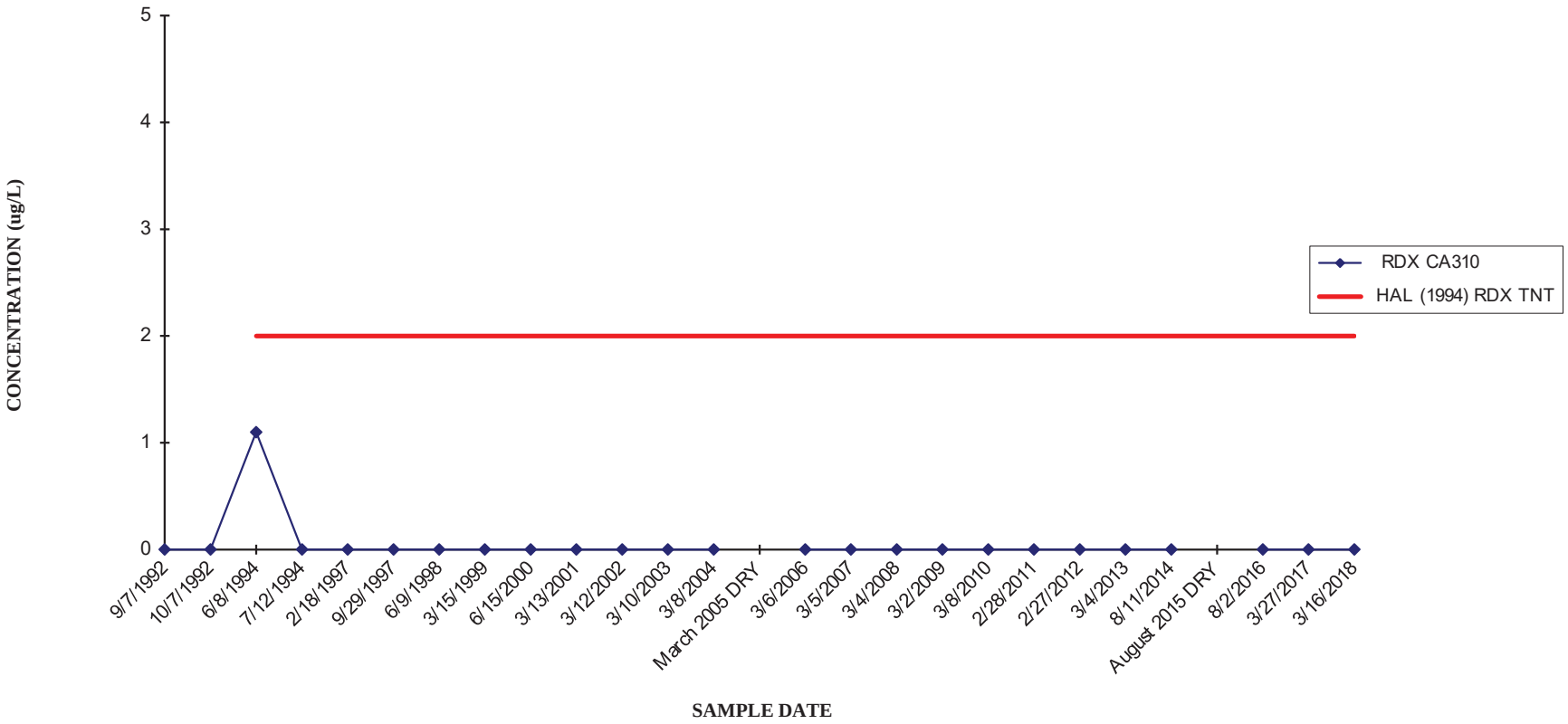

CORNHUSKER ARMY AMMUNITION PLANT
WELL CA311 - HMX AND RDX

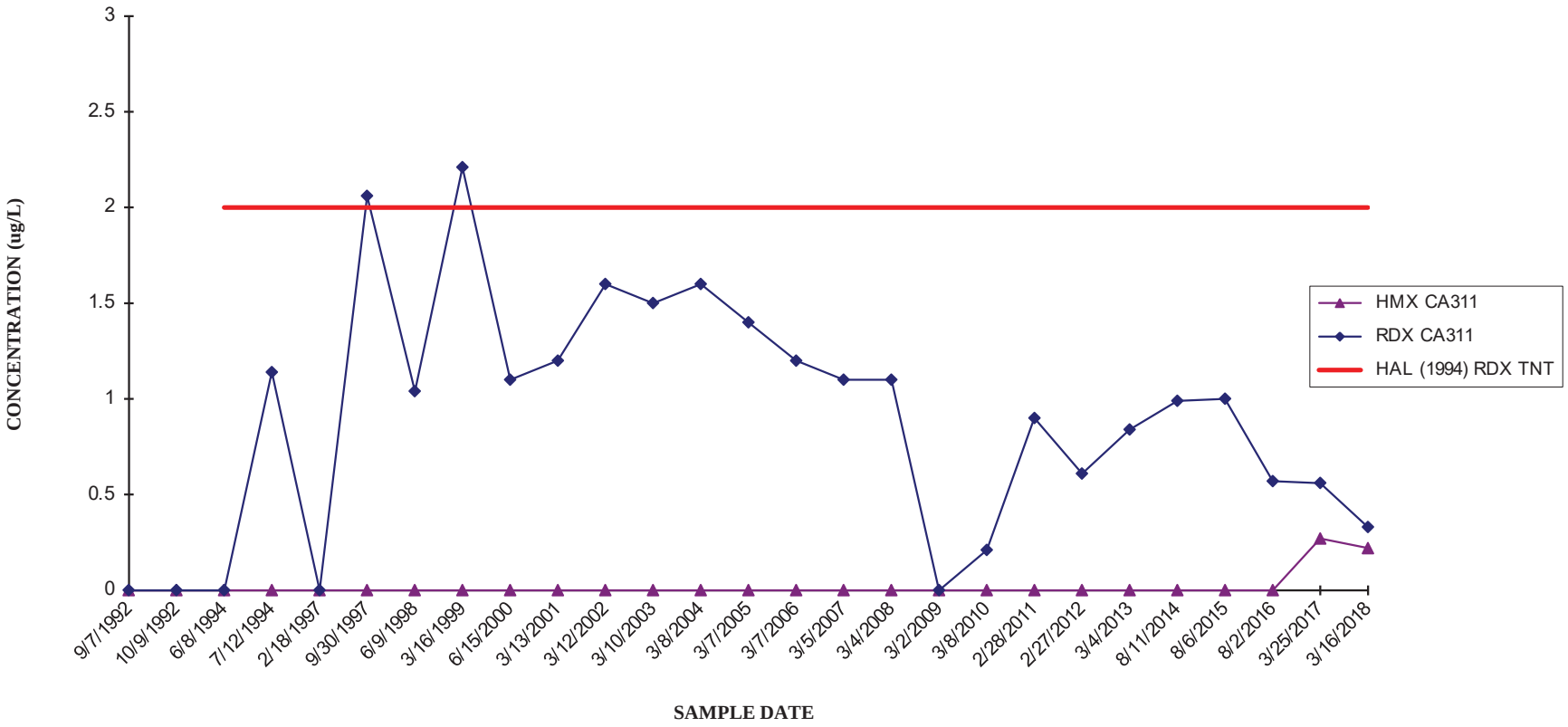

CORNHUSKER ARMY AMMUNITION PLANT
WELL CA312 - HMX AND RDX

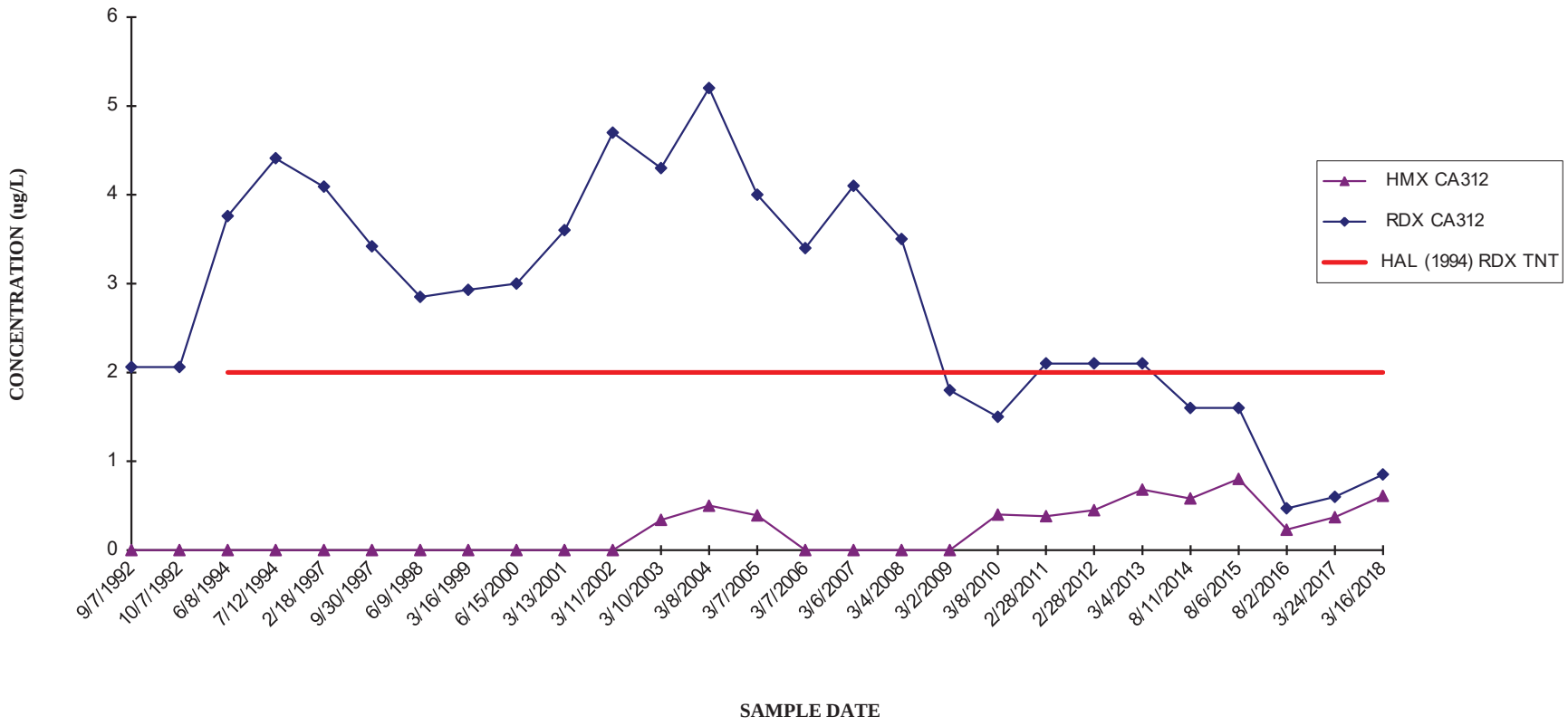

CORNHUSKER ARMY AMMUNITION PLANT
WELL CA322 - HMX

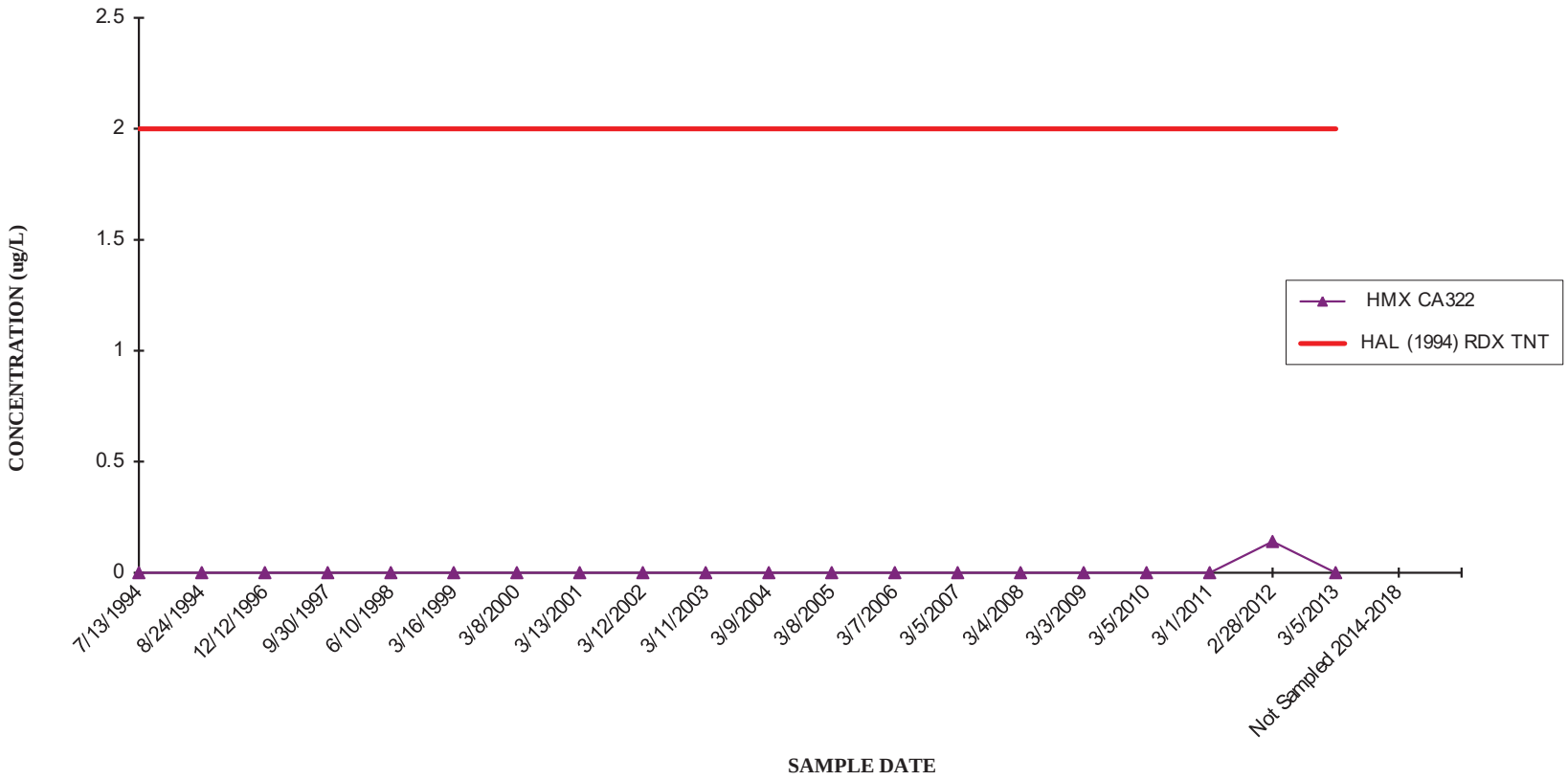

CORNHUSKER ARMY AMMUNITION PLANT
WELL CA331 - RDX

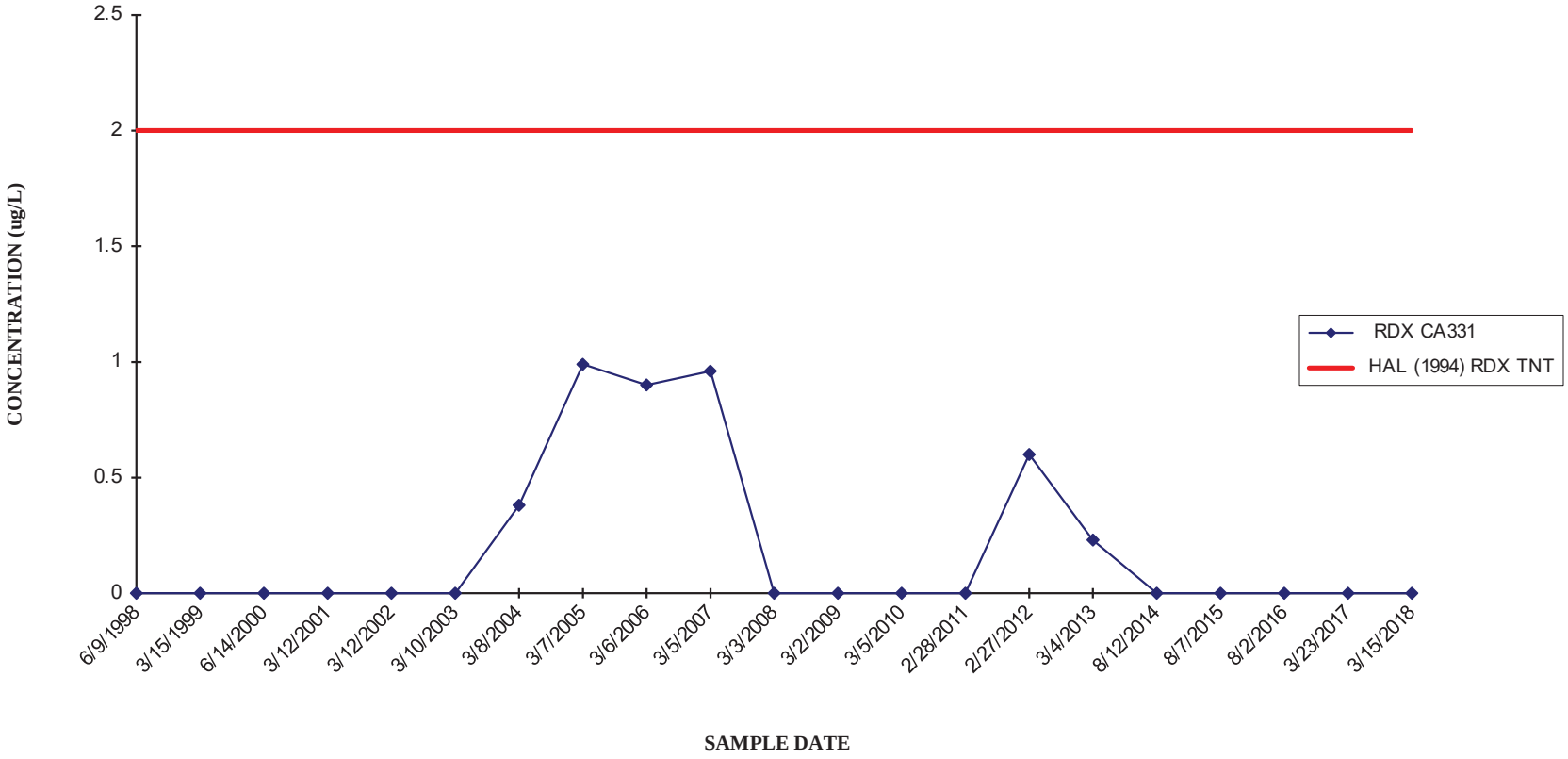

CORNHUSKER ARMY AMMUNITION PLANT
WELL CA332 - RDX

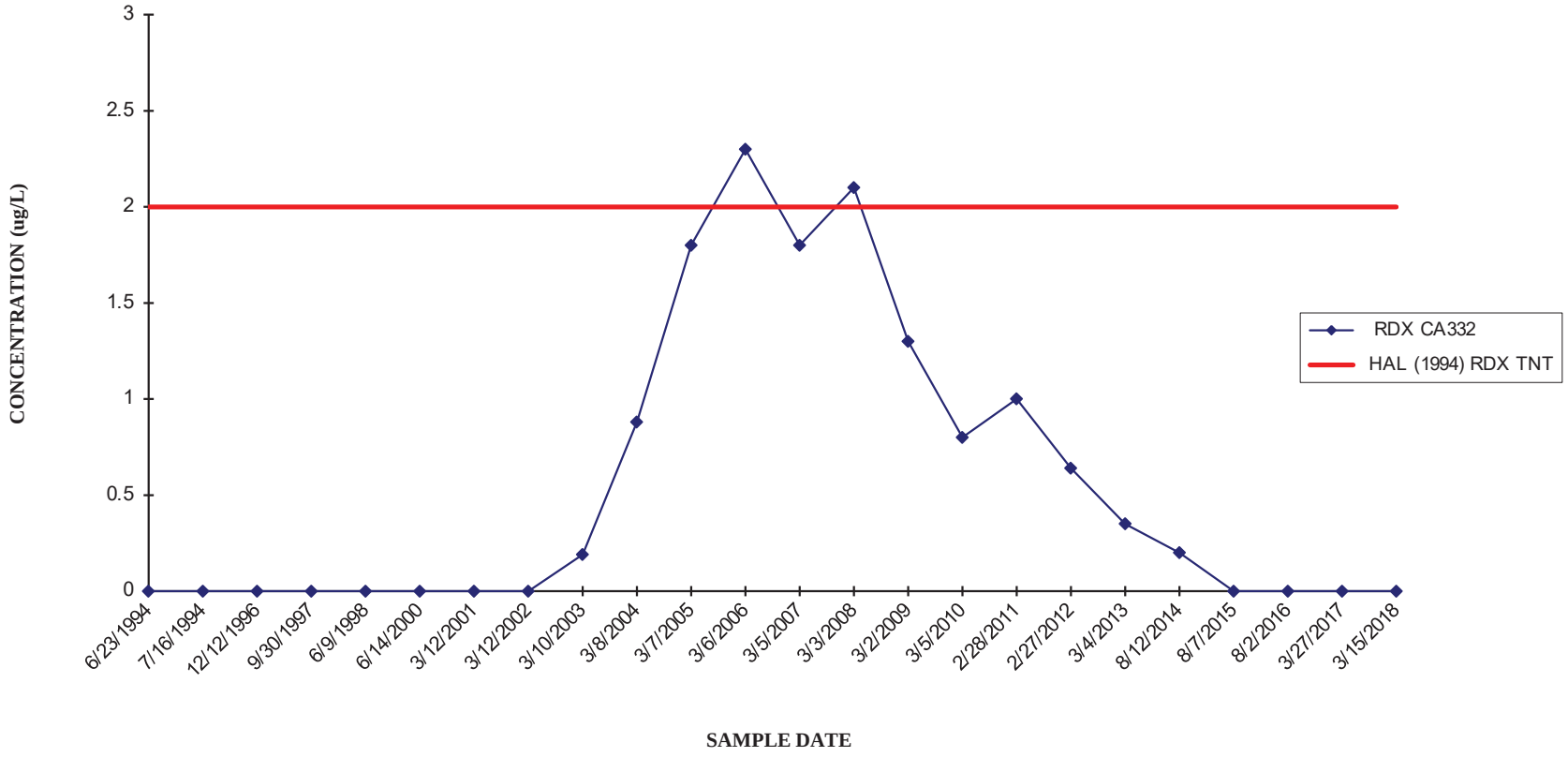

CORNHUSKER ARMY AMMUNITION PLANT
WELL CA342 - HMX AND RDX

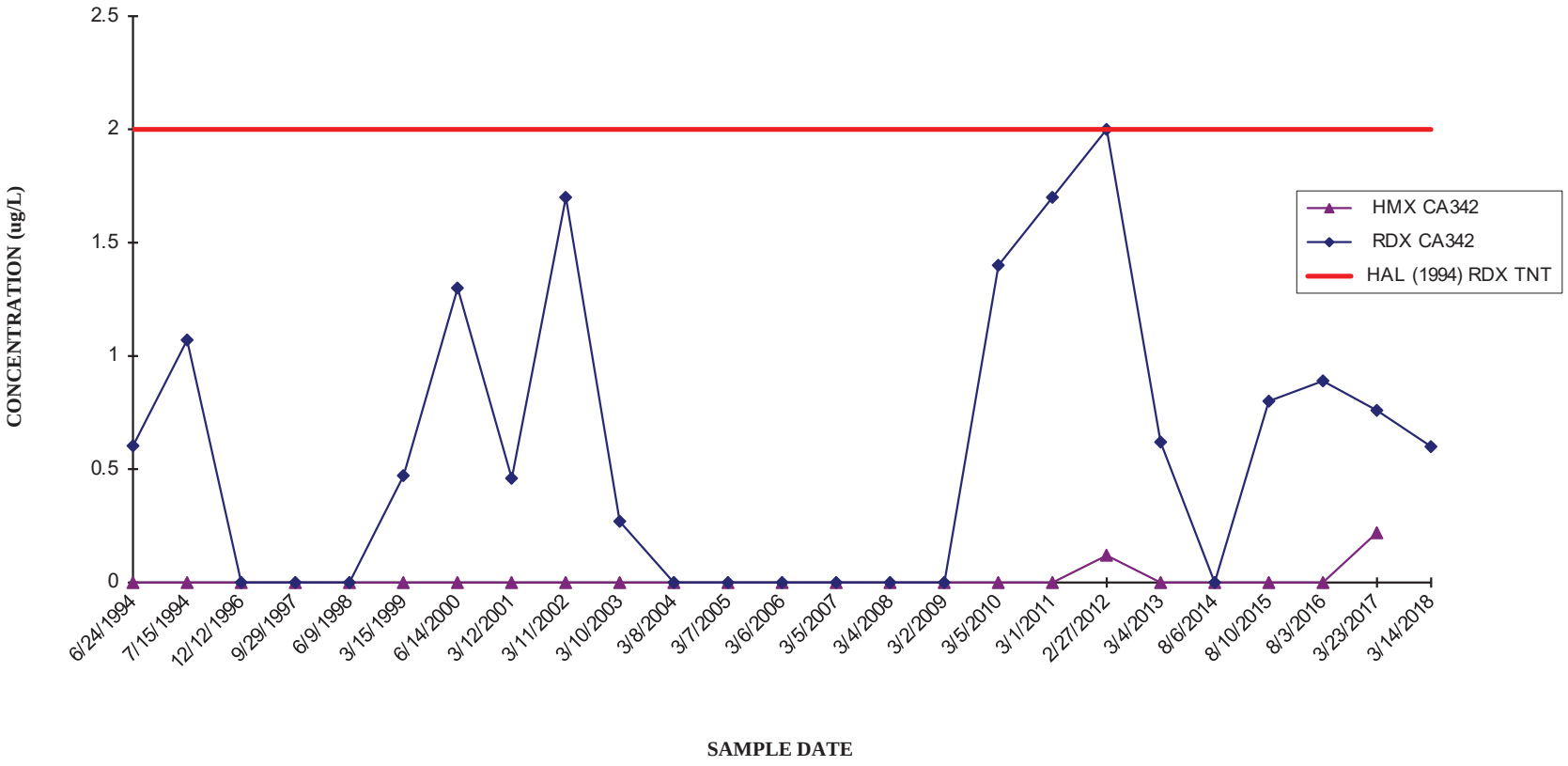

CORNHUSKER ARMY AMMUNITION PLANT
WELL CA343 - HMX AND RDX

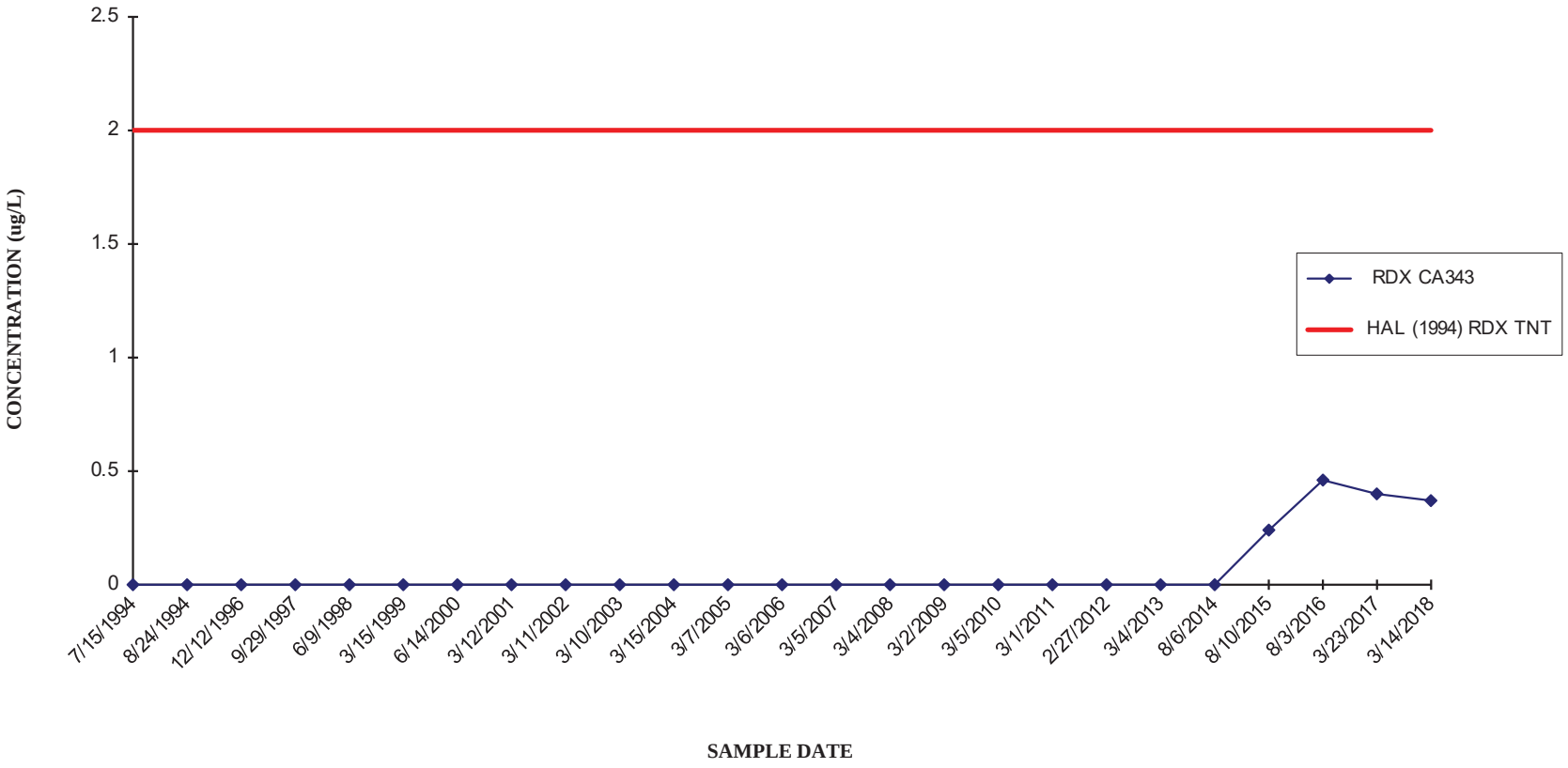

CORNHUSKER ARMY AMMUNITION PLANT
WELL CA350 - HMX

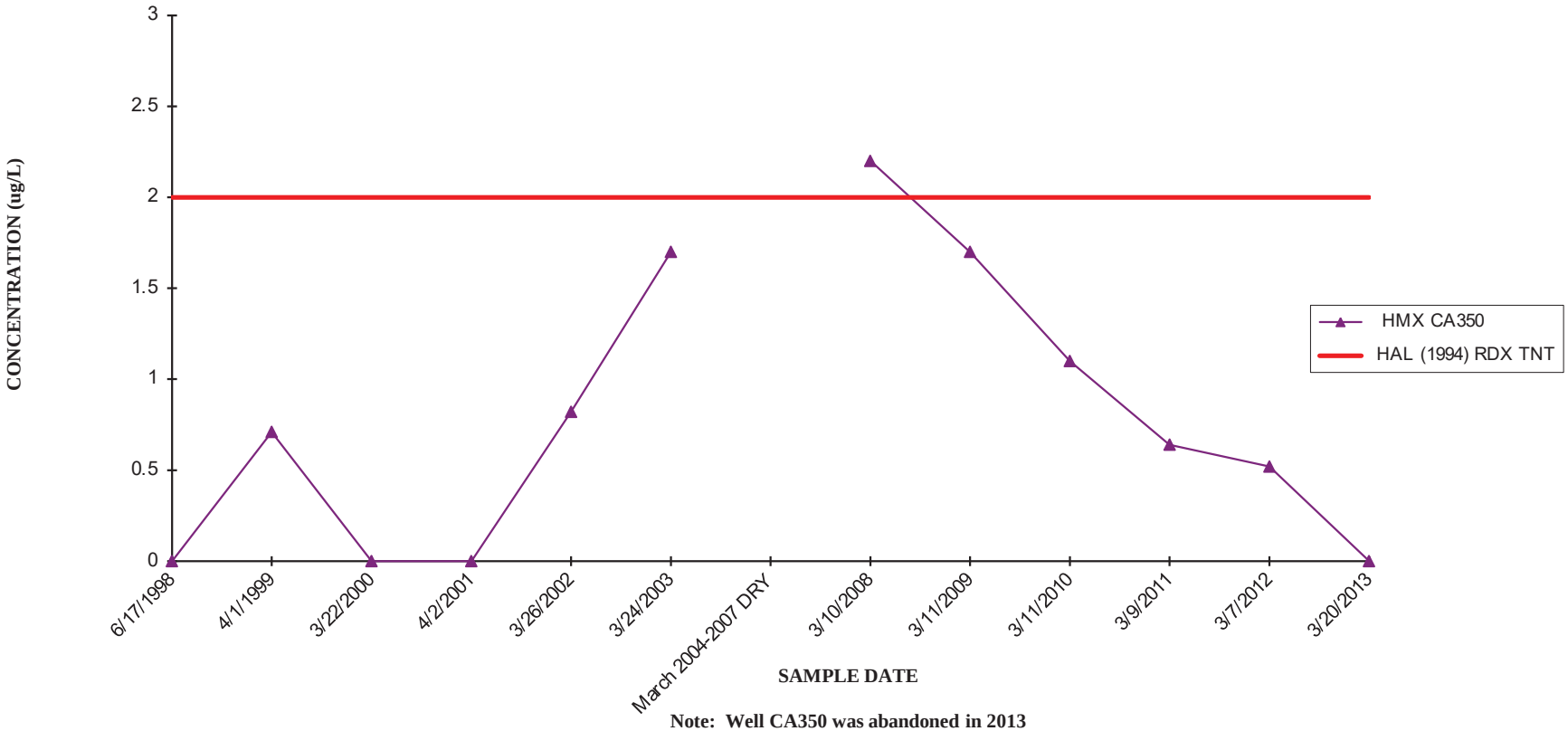

Note: Well CA350 was abandoned in 2013

CORNHUSKER ARMY AMMUNITION PLANT
WELL CA351 - HMX, RDX, AND TNT

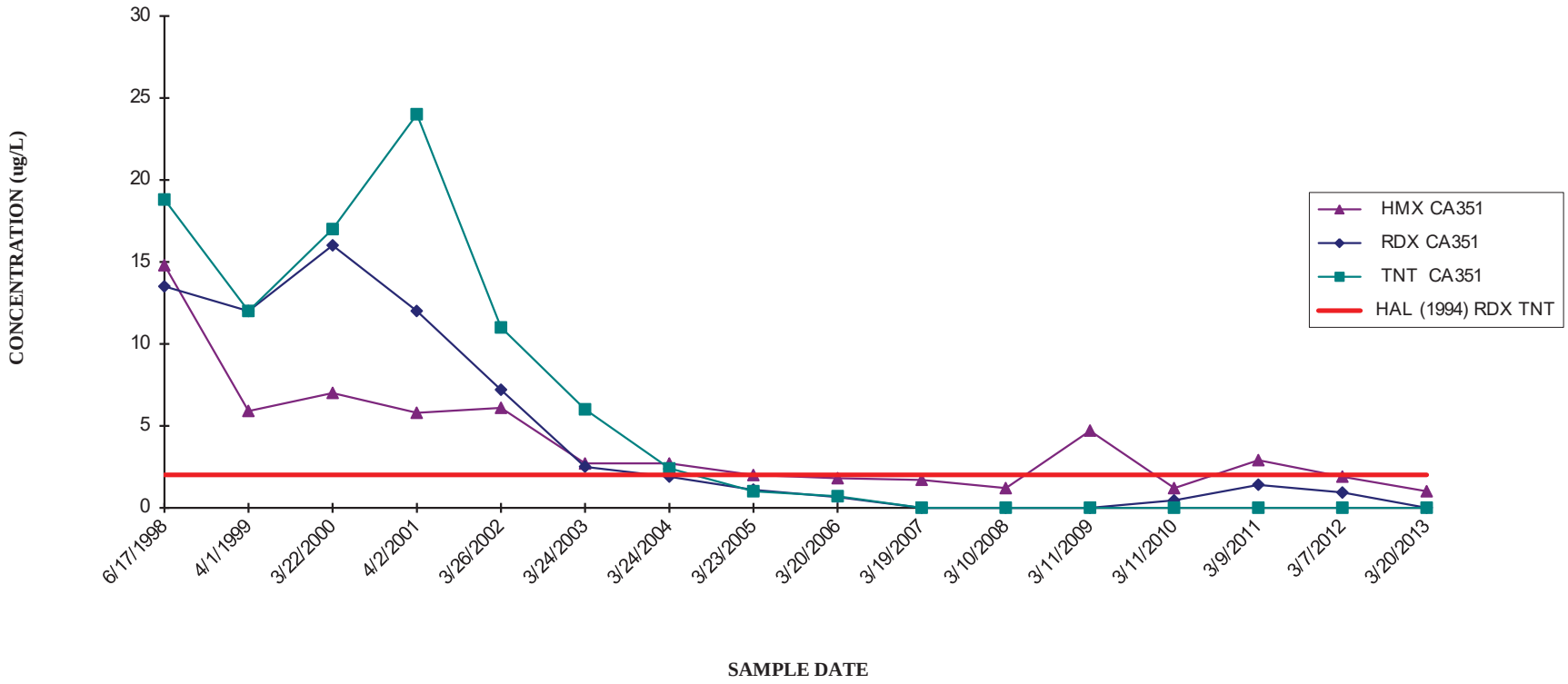

Note: Well CA351 was abandoned in 2013

CORNHUSKER ARMY AMMUNITION PLANT
WELL CA352 - HMX AND RDX

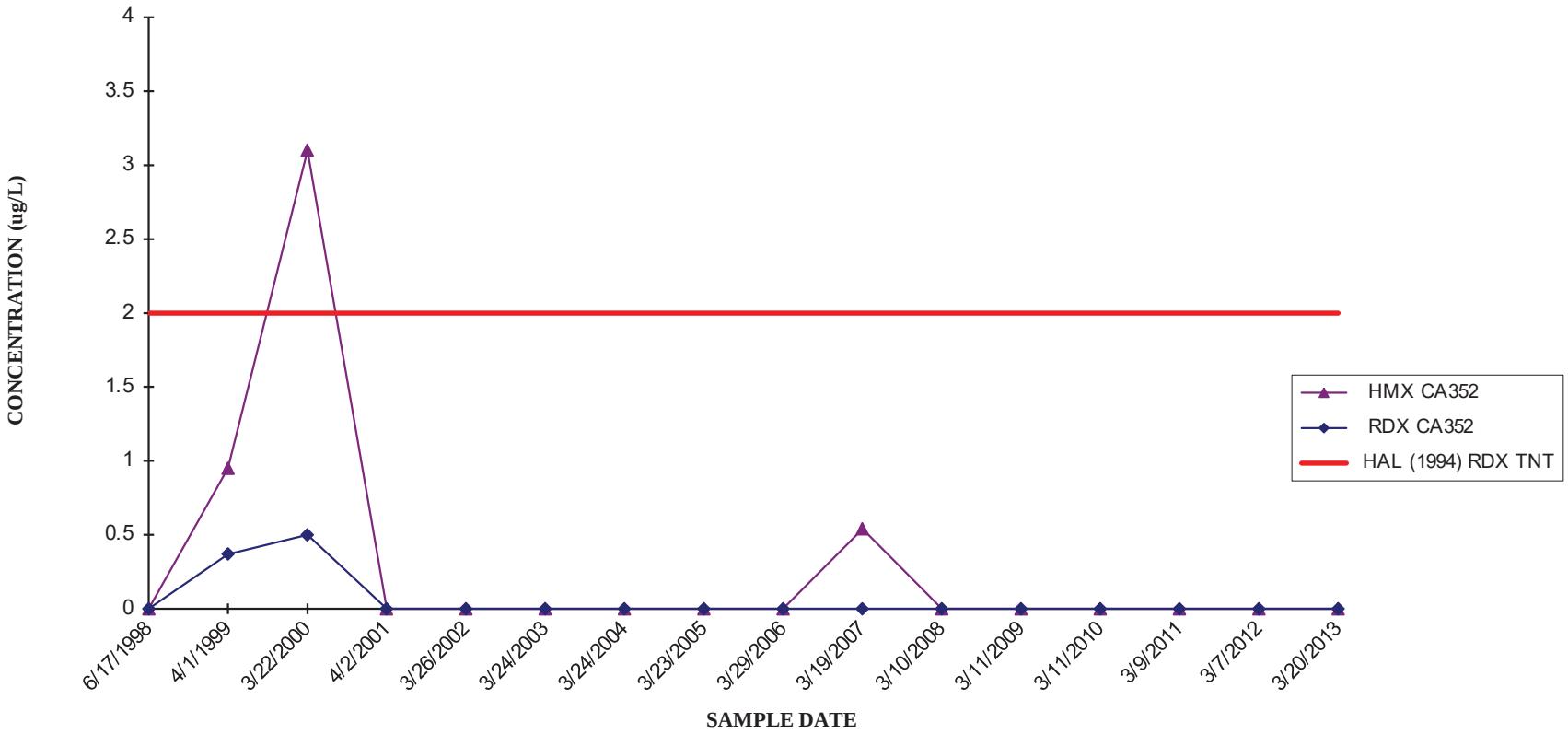

Note: Well CA352 was abandoned in 2013

CORNHUSKER ARMY AMMUNITION PLANT
WELL CA360 - TNT

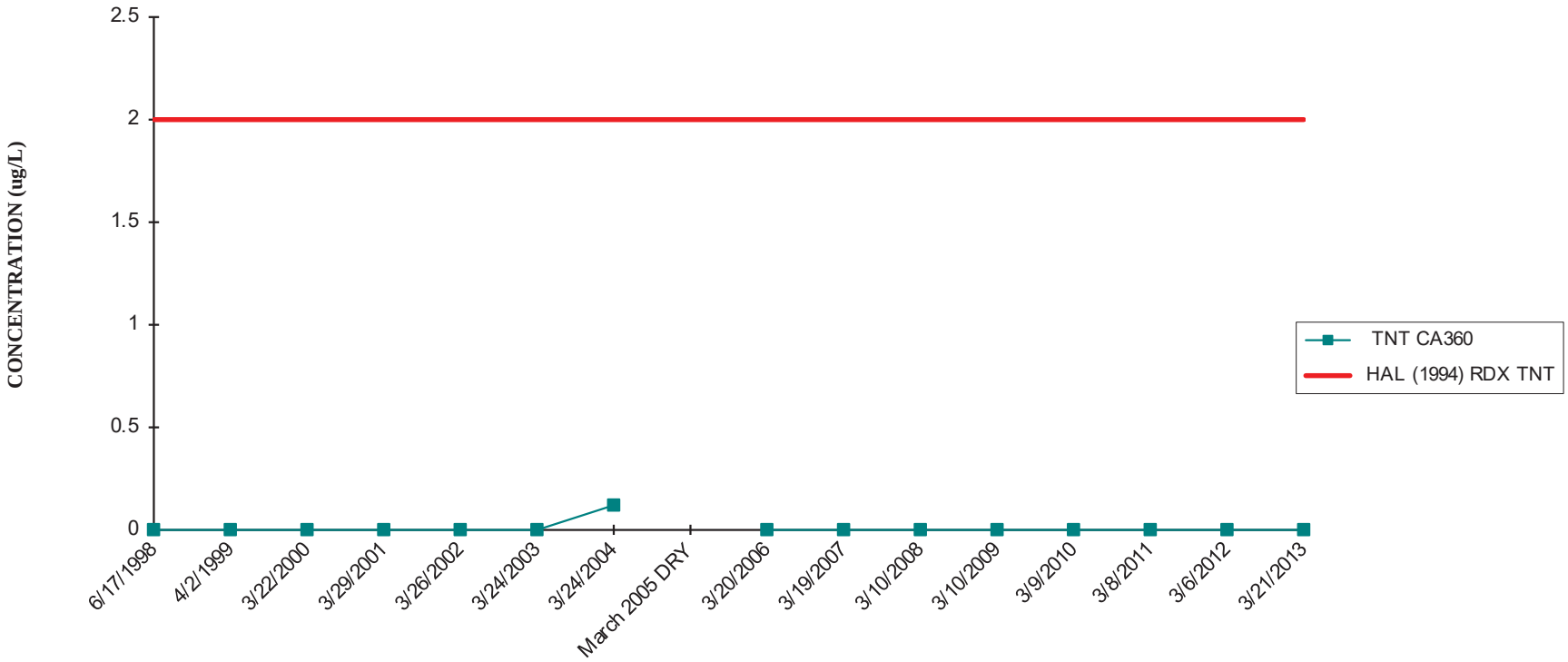

SAMPLE DATE

Note: Well CA360 was abandoned in 2013

CORNHUSKER ARMY AMMUNITION PLANT
WELL CA361 - TNT

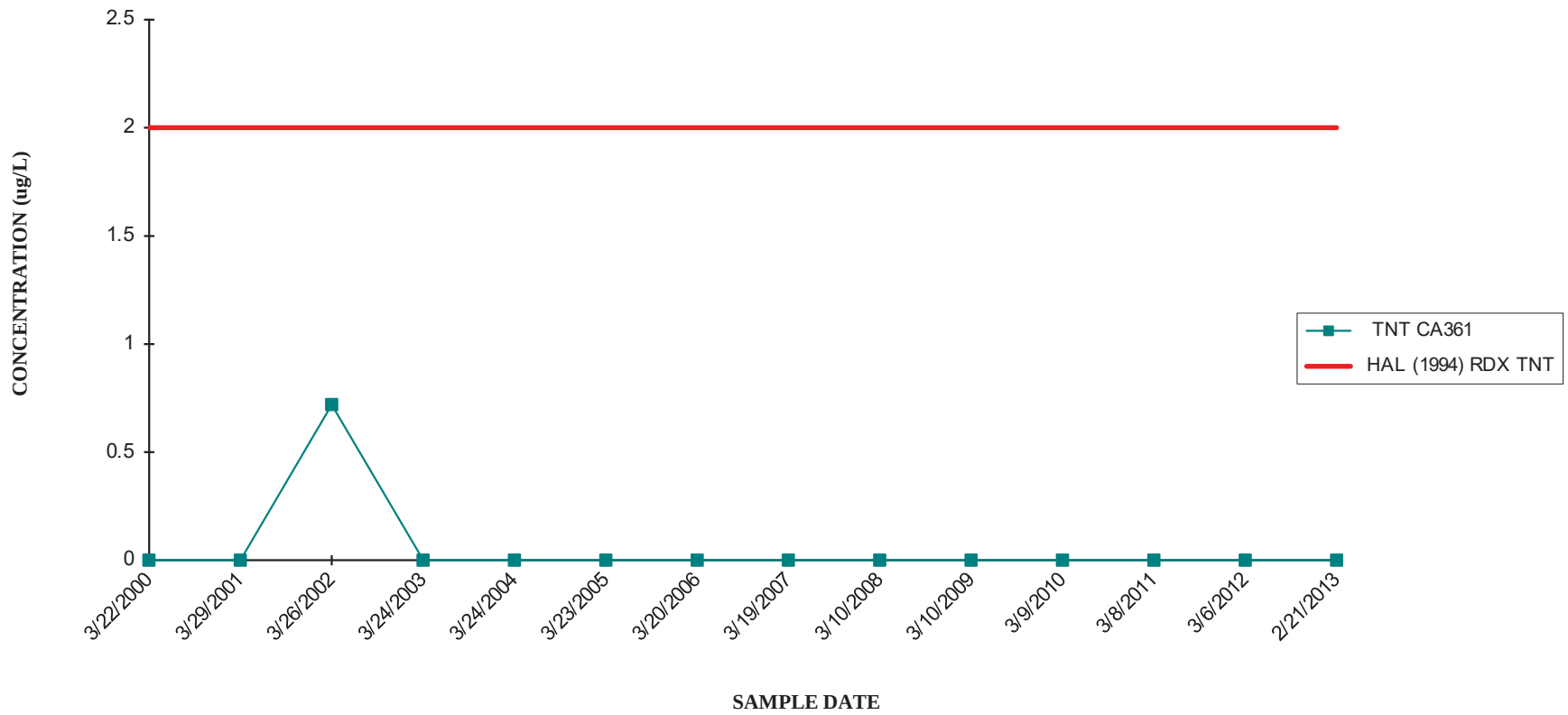

Note: Well CA361 was abandoned in 2013

CORNHUSKER ARMY AMMUNITION PLANT
WELL CA381 - HMX, RDX, AND TNT

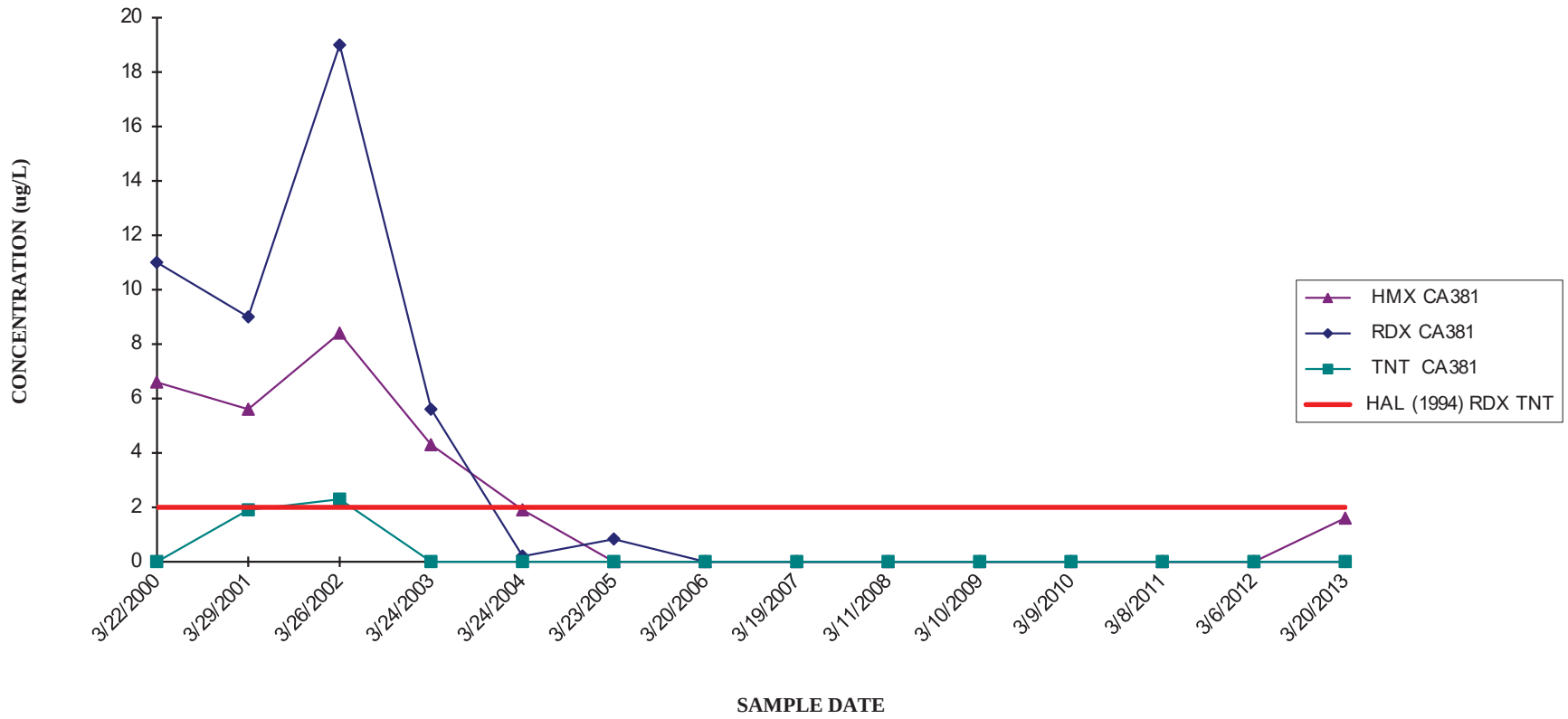

Note: Well CA381 was abandoned in 2013

CORNHUSKER ARMY AMMUNITION PLANT
WELL CA382 - HMX AND RDX

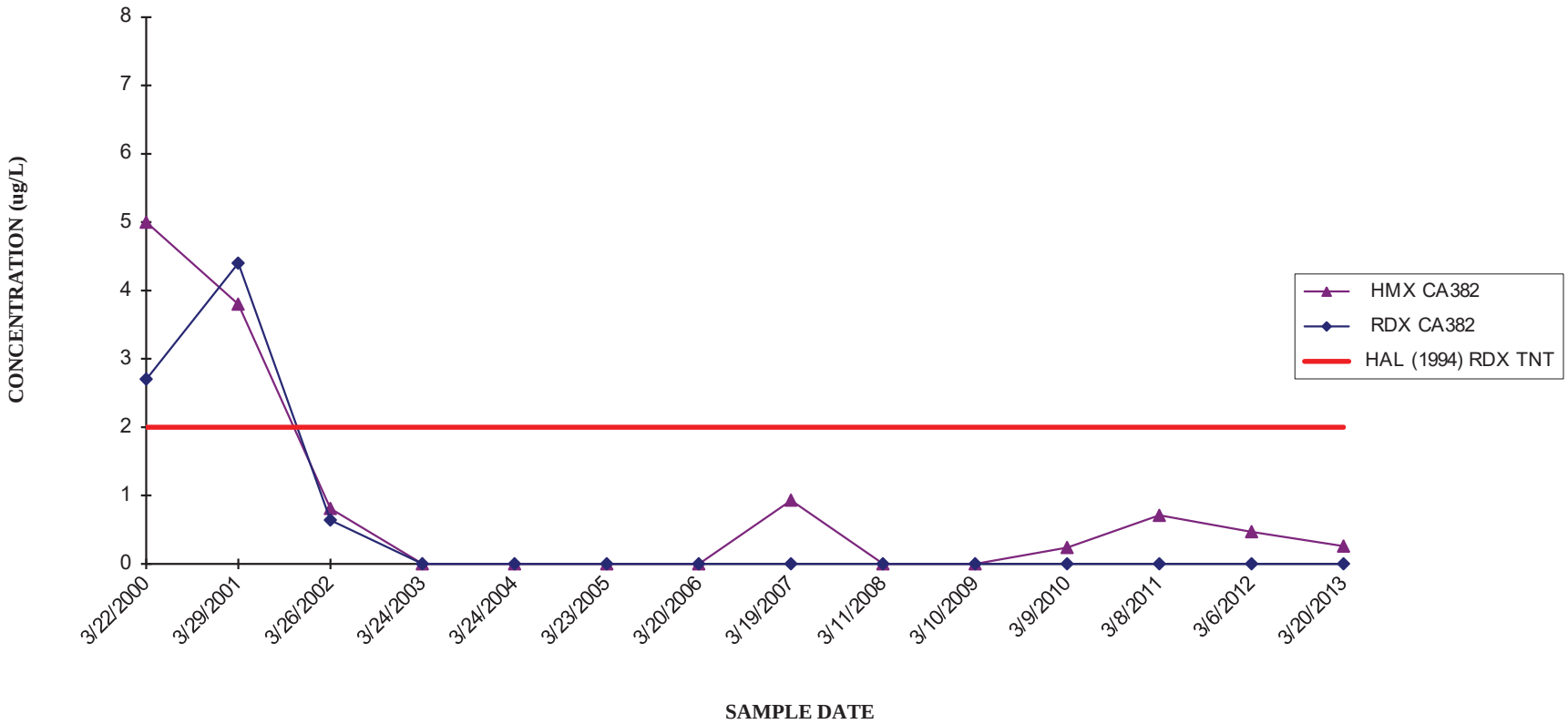

Note: Well CA382 was abandoned in 2013

CORNHUSKER ARMY AMMUNITION PLANT
WELL CA390 - HMX AND RDX

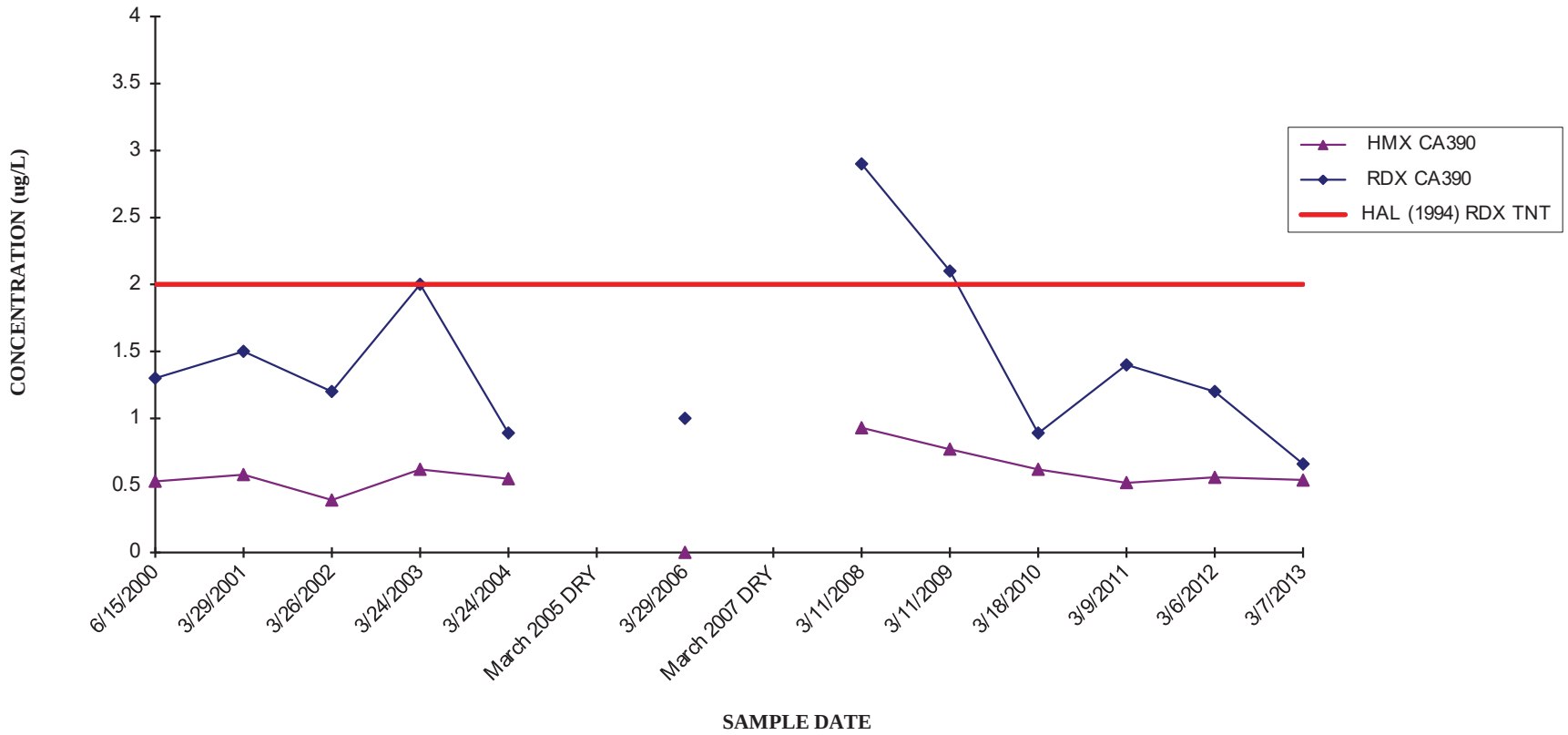

Note: Well CA390 was abandoned in 2013

TABLE E.4-1
CORNHUSKER ARMY AMMUNITION PLANT
WELL G0053-VOCs AND NATURAL ATTENUATION PARAMETERS

FIELD ID			G0053			G0053					G0053			G0053			G0053		
METHOD	Maximum	Detection	8260B			8260B					8260B			8260B			8260B		
COLLECT DATE	Detection	Frequency	None			8/15/2016					None			3/15/2013			3/8/2012		
			Result	RL	Qual	Result	DL	LOD	LOQ	Qual	Result	RL	Qual	Result	RL	Qual	Result	RL	Qual
VOLATILE ORGANIC COMPOUNDS (µg/L)																			
1,1,1-Trichloroethane	-	0 / 14				<	0.16	0.40	1.0	U				<	1	U	<	1	U
1,1,2,2-Tetrachloroethane	-	0 / 14				<	0.20	0.80	1.0	U				<	1	U	<	1	U
1,1,2-Trichloro-1,2,2-trifluoroethane (Freon® 113)	1.2	1 / 12				<	0.79	1.6	3.0	U				1.2	1		<	1	U
1,1,2-Trichloroethane	-	0 / 14				<	0.32	0.80	1.0	U				<	1	U	<	1	U
1,1-Dichloroethane	-	0 / 14				<	0.16	0.80	1.0	U				<	1	U	<	1	U
1,1-Dichloroethene	-	0 / 14				<	0.14	0.80	1.0	U				<	0.5	U	<	0.5	U
1,2,3-Trichlorobenzene	-	0 / 3				<	0.18	0.80	1.0	U				<	2	U	<	2	U
1,2,4-Trichlorobenzene	-	0 / 12				<	0.32	0.80	1.0	U				<	1	U	<	1	U
1,2-Dibromo-3-chloropropane	-	0 / 12				<	0.81	1.6	5.0	U				<	2	U	<	2	U
1,2-Dibromoethane (EDB)	-	0 / 12				<	0.18	0.40	1.0	U				<	1	U	<	1	U
1,2-Dichlorobenzene	-	0 / 12				<	0.13	0.40	1.0	U				<	1	U	<	1	U
1,2-Dichloroethane	-	0 / 14	**Not Sampled**			<	0.13	0.40	1.0	U	**Not Sampled**			<	0.5	U	<	0.5	U
1,2-Dichloropropane	-	0 / 14	**in 2017, 2018**			<	0.13	0.40	1.0	U	**in 2014, 2015**			<	1	U	<	1	U
1,3-Dichlorobenzene	-	0 / 12				<	0.16	0.40	1.0	U				<	2	U	<	2	U
1,4-Dichlorobenzene	-	0 / 12				<	0.16	0.40	1.0	U				<	3	U	<	3	U
2-Butanone	-	0 / 14				<	1.8	4.0	6.0	U				<	4	U	<	4	U
2-Hexanone	-	0 / 14				<	1.4	4.0	5.0	U				<	4	U	<	4	U
4-Methyl-2-pentanone	-	0 / 14				<	1.0	3.2	5.0	U				<	4	U	<	4	U
Acetone	-	0 / 13				<	1.9	6.4	10	U				<	10	U	<	10	U
Benzene	-	0 / 14				<	0.16	0.40	1.0	U				<	0.5	U	<	0.5	U
Bromochloromethane	-	0 / 3				<	0.10	0.20	1.0	U				<	1	U	<	1	U
Bromodichloromethane	-	0 / 14				<	0.17	0.40	1.0	U				<	0.5	U	<	0.5	U
Bromoform	-	0 / 14				<	0.19	0.40	1.0	U				<	1	U	<	1	U
Bromomethane	-	0 / 14				<	0.21	0.80	2.0	U				<	1	U	<	1	U
Carbon Disulfide	-	0 / 13				<	0.45	1.6	2.0	U				<	1	U	<	1	U
Carbon Tetrachloride	-	0 / 14				<	0.19	0.40	2.0	U				<	0.5	U	<	0.5	U
Chlorobenzene	-	0 / 14				<	0.17	0.40	1.0	U				<	0.5	U	<	0.5	U
Chloroethane	-	0 / 14				<	0.41	1.6	2.0	U				<	2	U	<	1.4	U
Chloroform	-	0 / 14				<	0.16	0.40	1.0	U				<	0.5	U	<	0.5	U
Chloromethane	-	0 / 14				<	0.30	0.80	2.0	U				<	1	U	<	1	U
cis-1,2-Dichloroethene	-	0 / 14				<	0.15	0.40	1.0	U				<	0.5	U	<	0.5	U
cis-1,3-Dichloropropene	-	0 / 14				<	0.16	0.40	1.0	U				<	1	U	<	1	U

TABLE E.4-1
CORNHUSKER ARMY AMMUNITION PLANT
WELL G0053-VOCs AND NATURAL ATTENUATION PARAMETERS

FIELD ID			G0053			G0053					G0053			G0053			G0053		
METHOD	Maximum	Detection	8260B			8260B					8260B			8260B			8260B		
COLLECT DATE	Detection	Frequency	None			8/15/2016					None			3/15/2013			3/8/2012		
			Result	RL	Qual	Result	DL	LOD	LOQ	Qual	Result	RL	Qual	Result	RL	Qual	Result	RL	Qual
Cyclohexane	-	0 / 12				<	0.28	0.80	2.0	U				<	1	U	<	1	U
Dibromochloromethane	-	0 / 14				<	0.17	0.40	1.0	U				<	0.26	U	<	0.26	U
Dichlorodifluoromethane (Freon® 12)	-	0 / 12				<	0.31	0.80	2.0	U				<	1.2	U	<	1.2	U
Ethylbenzene	-	0 / 14				<	0.16	0.40	1.0	U				<	0.5	U	<	0.5	U
Isopropylbenzene	-	0 / 12				<	0.19	0.40	1.0	U				<	0.5	U	<	0.5	U
Methyl Acetate	-	0 / 12				<	1.6	4.0	5.0	U				<	1	U	<	1	U
Methylcyclohexane	-	0 / 12				<	0.25	0.80	5.0	U				<	1	U	<	1	U
Methyl tert-Butyl Ether (MTBE)	-	0 / 12				<	0.36	0.80	2.0	U				<	1	U	<	1	U
Methylene Chloride	-	0 / 14				<	0.32	0.80	5.0	U				<	5	U	<	1	U
Styrene	-	0 / 14	**Not Sampled**			<	0.17	0.40	1.0	U	**Not Sampled**			<	1	U	<	1	U
Tetrachloroethene	-	0 / 14	**in 2017, 2018**			<	0.20	0.40	1.0	U	**in 2014, 2015**			<	0.5	U	<	0.5	U
Toluene	-	0 / 14				<	0.17	0.40	1.0	U				<	1	U	<	1	U
trans-1,2-Dichloroethene	-	0 / 14				<	0.15	0.40	1.0	U				<	0.66	U	<	0.66	U
trans-1,3-Dichloropropene	-	0 / 14				<	0.19	0.40	1.0	U				<	1	U	<	1	U
Trichloroethene	-	0 / 12				<	0.16	0.40	1.0	U				<	0.5	U	<	0.5	U
Trichlorofluoromethane	-	0 / 12				<	0.29	0.80	2.0	U				<	1	U	<	1	U
Vinyl Chloride	1.2	1 / 14				<	0.19	0.80	2.0	U				<	1	U	1.2	1	
Xylenes (total)	-	0 / 12				<	0.19	0.80	2.0	U					NA			NA	
2-Chloroethyl Vinyl Ether	-	0 / 2						NA							NA			NA	
Bromoethane	-	0 / 2						NA							NA			NA	
m,p-Xylene	-	0 / 2						NA						<	0.46	U	<	0.46	U
O-Xylene	-	0 / 2						NA						<	1	U	<	5	U
Vinyl Acetate	-	0 / 2						NA							NA			NA	
NATURAL ATTENUATION PARAMETERS																			
Methane RSK-175 (µg/L)						<	0.22	0.80	5.0	U				59	5		1200	50	
Ethane RSK-175 (µg/L)			**Not Sampled**			<	0.57	1.5	5.0	U	**Not Sampled**			<	1.2	U	<	1.2	U
Ethene RSK-175 (µg/L)			**in 2017, 2018**			<	0.40	1.4	5.0	U	**in 2014, 2015**			<	1	U	<	1	U
Nitrate/Nitrite USEPA 353.2 (mg/L)						12	0.095	0.25	0.50					5.46	0.1		6.8	0.1	
Alkalinity SM 2320B (mg/L)						83	1.1	3.2	5.0					140	1.25		130	1.25	
Sulfate USEPA 300.1 (mg/L)						18	0.23	0.50	5.0	J				22.7	1		20	1	

TABLE E.4-1
CORNHUSKER ARMY AMMUNITION PLANT
WELL G0053-VOCs AND NATURAL ATTENUATION PARAMETERS

FIELD ID			G0053			G0053					G0053			G0053			G0053		
METHOD	Maximum	Detection	8260B			8260B					8260B			8260B			8260B		
COLLECT DATE	Detection	Frequency	None			8/15/2016					None			3/15/2013			3/8/2012		
			Result	RL	Qual	Result	DL	LOD	LOQ	Qual	Result	RL	Qual	Result	RL	Qual	Result	RL	Qual

Notes:

Analysis methods listed are accurate for most current sampling event. Previous analysis methods may be different.

< = less than reporting limit
µg/L = micrograms per liter
ID = identification number
J = estimated
mg/L = milligrams per liter
NA = not analyzed
Qual = qualifier
RL = reporting limit
RSK = Robert S. Kerr Environmental Research Laboratory
SM = Standard Method
U = nondetect
USEPA = United States Environmental Protection Agency
VOC = volatile organic compound

TABLE E.4-1
CORNHUSKER ARMY AMMUNITION PLANT
WELL G0053-VOCs AND NATURAL ATTENUATION PARAMETERS

FIELD ID			G0053			G0053			G0053			G0053			G0053			G0053		
METHOD	Maximum	Detection	8260B			8260B			8260B			8260B			8260B			8260B		
COLLECT DATE	Detection	Frequency	None			3/2/2010			3/9/2009			3/12/2008			3/20/2007			3/29/2006		
			Result	RL	Qual	Result	RL	Qual	Result	RL	Qual	Result	RL	Qual	Result	RL	Qual	Result	RL	Qual
VOLATILE ORGANIC COMPOUNDS (µg/L)																				
1,1,1-Trichloroethane	-	0 / 14				<	1	U	<	1	U	<	1	U	<	1	U	<	1	U
1,1,2,2-Tetrachloroethane	-	0 / 14				<	1	U	<	1	U	<	1	U	<	1	U	<	1	U
1,1,2-Trichloro-1,2,2-trifluoroethane (Freon® 113)	1.2	1 / 12				<	3	U	<	1	U	<	1	U	<	1	U	<	1	U
1,1,2-Trichloroethane	-	0 / 14				<	1	U	<	1	U	<	1	U	<	1	U	<	1	U
1,1-Dichloroethane	-	0 / 14				<	1	U	<	1	U	<	1	U	<	1	U	<	1	U
1,1-Dichloroethene	-	0 / 14				<	1	U	<	1	U	<	1	U	<	1	U	<	1	U
1,2,3-Trichlorobenzene	-	0 / 3					NA			NA			NA			NA			NA	
1,2,4-Trichlorobenzene	-	0 / 12				<	1	U	<	1	U	<	1	U	<	1	U	<	1	U
1,2-Dibromo-3-chloropropane	-	0 / 12				<	5	U	<	1	U	<	1	U	<	1	U	<	1	U
1,2-Dibromoethane (EDB)	-	0 / 12				<	1	U	<	1	U	<	1	U	<	1	U	<	1	U
1,2-Dichlorobenzene	-	0 / 12				<	1	U	<	1	U	<	1	U	<	1	U	<	1	U
1,2-Dichloroethane	-	0 / 14	**Not Sampled**			<	1	U	<	1	U	<	1	U	<	1	U	<	1	U
1,2-Dichloropropane	-	0 / 14	**in 2011**			<	1	U	<	1	U	<	1	U	<	1	U	<	1	U
1,3-Dichlorobenzene	-	0 / 12				<	1	U	<	1	U	<	1	U	<	1	U	<	1	U
1,4-Dichlorobenzene	-	0 / 12				<	1	U	<	1	U	<	1	U	<	1	U	<	1	U
2-Butanone	-	0 / 14				<	6	U	<	1	U	<	5	U	<	5	U	<	5	U
2-Hexanone	-	0 / 14				<	5	U	<	5	U	<	5	U	<	5	U	<	5	U
4-Methyl-2-pentanone	-	0 / 14				<	5	U	<	5	U	<	5	U	<	5	U	<	5	U
Acetone	-	0 / 13				<	10	U	<	5	U	<	5	U	<	5	U	<	5	U
Benzene	-	0 / 14				<	1	U	<	1	U	<	1	U	<	1	U	<	1	U
Bromochloromethane	-	0 / 3					NA			NA			NA			NA			NA	
Bromodichloromethane	-	0 / 14				<	1	U	<	1	U	<	1	U	<	1	U	<	1	U
Bromoform	-	0 / 14				<	1	U	<	1	U	<	1	U	<	1	U	<	1	U
Bromomethane	-	0 / 14				<	2	U	<	1	U	<	1	U	<	1	U	<	1	U
Carbon Disulfide	-	0 / 13				<	2	U	<	1	U	<	1	U	<	1	U	<	1	U
Carbon Tetrachloride	-	0 / 14				<	2	U	<	1	U	<	1	U	<	1	U	<	1	U
Chlorobenzene	-	0 / 14				<	1	U	<	1	U	<	1	U	<	1	U	<	1	U
Chloroethane	-	0 / 14				<	2	U	<	1	U	<	1	U	<	1	U	<	1	U
Chloroform	-	0 / 14				<	1	U	<	1	U	<	1	U	<	1	U	<	1	U
Chloromethane	-	0 / 14				<	2	U	<	1	U	<	1	U	<	1	U	<	1	U
cis-1,2-Dichloroethene	-	0 / 14				<	1	U	<	1	U	<	1	U	<	1	U	<	1	U
cis-1,3-Dichloropropene	-	0 / 14				<	1	U	<	1	U	<	1	U	<	1	U	<	1	U

TABLE E.4-1
CORNHUSKER ARMY AMMUNITION PLANT
WELL G0053-VOCs AND NATURAL ATTENUATION PARAMETERS

FIELD ID			G0053			G0053			G0053			G0053			G0053			G0053		
METHOD	Maximum	Detection	8260B			8260B			8260B			8260B			8260B			8260B		
COLLECT DATE	Detection	Frequency	None			3/2/2010			3/9/2009			3/12/2008			3/20/2007			3/29/2006		
			Result	RL	Qual	Result	RL	Qual	Result	RL	Qual	Result	RL	Qual	Result	RL	Qual	Result	RL	Qual
Cyclohexane	-	0 / 12				<	2	U	<	1	U	<	1	U	<	1	U	<	1	U
Dibromochloromethane	-	0 / 14				<	1	U	<	1	U	<	1	U	<	1	U	<	1	U
Dichlorodifluoromethane (Freon® 12)	-	0 / 12				<	2	U	<	1	U	<	1	U	<	1	U	<	1	U
Ethylbenzene	-	0 / 14				<	1	U	<	1	U	<	1	U	<	1	U	<	1	U
Isopropylbenzene	-	0 / 12				<	1	U	<	1	U	<	1	U	<	1	U	<	1	U
Methyl Acetate	-	0 / 12				<	5	U	<	2	U	<	5	U	<	5	U	<	5	U
Methylcyclohexane	-	0 / 12				<	2	U	<	5	U	<	5	U	<	5	U	<	5	U
Methyl tert-Butyl Ether (MTBE)	-	0 / 12				<	5	U	<	5	U	<	1	U	<	1	U	<	1	U
Methylene Chloride	-	0 / 14				<	5	U	<	1	U	<	1	U	<	1	U	<	1	U
Styrene	-	0 / 14	**Not Sampled**			<	1	U	<	1	U	<	1	U	<	1	U	<	1	U
Tetrachloroethene	-	0 / 14	**in 2011**			<	1	U	<	1	U	<	1	U	<	1	U	<	1	U
Toluene	-	0 / 14				<	1	U	<	1	U	<	1	U	<	1	U	<	1	U
trans-1,2-Dichloroethene	-	0 / 14				<	1	U	<	1	U	<	1	U	<	1	U	<	1	U
trans-1,3-Dichloropropene	-	0 / 14				<	1	U	<	1	U	<	1	U	<	1	U	<	1	U
Trichloroethene	-	0 / 12				<	1	U	<	1	U	<	1	U	<	1	U	<	1	U
Trichlorofluoromethane	-	0 / 12				<	2	U	<	1	U	<	1	U	<	1	U	<	1	U
Vinyl Chloride	1.2	1 / 14				<	1.5	U	<	1	U	<	1	U	<	1	U	<	1	U
Xylenes (total)	-	0 / 12				<	1	U	<	1	U	<	2	U	<	2	U	<	2	U
2-Chloroethyl Vinyl Ether	-	0 / 2					NA		<	5	U		NA			NA			NA	
Bromoethane	-	0 / 2					NA		<	1	U		NA			NA			NA	
m,p-Xylene	-	0 / 2					NA			NA			NA			NA			NA	
O-Xylene	-	0 / 2					NA			NA			NA			NA			NA	
Vinyl Acetate	-	0 / 2					NA		<	1	U		NA			NA			NA	
NATURAL ATTENUATION PARAMETERS																				
Methane RSK-175 (µg/L)						79	5		<	0.31	U	<	1.7	U	<	0.87	U	<	0.87	U
Ethane RSK-175 (µg/L)			**Not Sampled**			<	5	U	<	0.61	U	110	2		<	3.5	U	1.8	3.5	J
Ethene RSK-175 (µg/L)			**in 2011**			<	5	U	<	0.76	U	22	10		<	1.8	U	<	1.8	U
Nitrate/Nitrite USEPA 353.2 (mg/L)						9.8	0.1		4.6	0.25		<	3.5	U	9.2	1		6.2	0.25	
Alkalinity SM 2320B (mg/L)						110	5		120	20		<	1.8	U	120	8		94	8	
Sulfate USEPA 300.1 (mg/L)						16	5		20	2		6.7	0.5		20	10		19	10	

TABLE E.4-1
CORNHUSKER ARMY AMMUNITION PLANT
WELL G0053-VOCs AND NATURAL ATTENUATION PARAMETERS

FIELD ID			G0053			G0053			G0053			G0053			G0053			G0053		
METHOD	Maximum	Detection	8260B			8260B			8260B			8260B			8260B			8260B		
COLLECT DATE	Detection	Frequency	None			3/2/2010			3/9/2009			3/12/2008			3/20/2007			3/29/2006		
			Result	RL	Qual	Result	RL	Qual	Result	RL	Qual	Result	RL	Qual	Result	RL	Qual	Result	RL	Qual

Notes:

Analysis methods listed are accurate for most current sampling event. Previous analysis methods may be different.

< = less than reporting limit
µg/L = micrograms per liter
ID = identification number
J = estimated
mg/L = milligrams per liter
NA = not analyzed
Qual = qualifier
RL = reporting limit
RSK = Robert S. Kerr Environmental Research Laboratory
SM = Standard Method
U = nondetect
USEPA = United States Environmental Protection Agency
VOC = volatile organic compound

TABLE E.4-1
CORNHUSKER ARMY AMMUNITION PLANT
WELL G0053-VOCs AND NATURAL ATTENUATION PARAMETERS

FIELD ID			G0053			G0053			G0053			G0053			G0053			G0053		
METHOD	Maximum	Detection	8260B			8260B			8260B			8260B			8260B			8260B		
COLLECT DATE	Detection	Frequency	3/23/2005			3/24/2004			3/25/2003			3/27/2002			4/3/2001			3/27/2000		
			Result	RL	Qual	Result	RL	Qual	Result	RL	Qual	Result	RL	Qual	Result	RL	Qual	Result	RL	Qual
VOLATILE ORGANIC COMPOUNDS (µg/L)																				
1,1,1-Trichloroethane	-	0 / 14	<	3	U	<	1	U	<	1.0	U	<	1.0	U	<	5	U	<	1	U
1,1,2,2-Tetrachloroethane	-	0 / 14	<	3	U	<	1	U	<	1.0	U	<	1.0	U	<	5	U	<	1	U
1,1,2-Trichloro-1,2,2-trifluoroethane (Freon® 113)	1.2	1 / 12	<	3	U	<	1	U	<	1.0	U	<	1.0	U		NA			NA	
1,1,2-Trichloroethane	-	0 / 14	<	3	U	<	1	U	<	1.0	U	<	1.0	U	<	5	U	<	1	U
1,1-Dichloroethane	-	0 / 14	<	3	U	<	1	U	<	1.0	U	<	1.0	U	<	5	U	<	1	U
1,1-Dichloroethene	-	0 / 14	<	3	U	<	1	U	<	1.0	U	<	1.0	U	<	5	U	<	1	U
1,2,3-Trichlorobenzene	-	0 / 3		NA			NA			NA			NA			NA			NA	
1,2,4-Trichlorobenzene	-	0 / 12	<	3	U	<	1	U	<	1.0	U	<	1.0	U		NA			NA	
1,2-Dibromo-3-chloropropane	-	0 / 12	<	3	U	<	1	U	<	1.0	U	<	1.0	U		NA			NA	
1,2-Dibromoethane (EDB)	-	0 / 12	<	3	U	<	1	U	<	1.0	U	<	1.0	U		NA			NA	
1,2-Dichlorobenzene	-	0 / 12	<	3	U	<	1	U	<	1.0	U	<	1.0	U		NA			NA	
1,2-Dichloroethane	-	0 / 14	<	3	U	<	1	U	<	1.0	U	<	1.0	U	<	5	U	<	1	U
1,2-Dichloropropane	-	0 / 14	<	3	U	<	1	U	<	1.0	U	<	1.0	U	<	5	U	<	1	U
1,3-Dichlorobenzene	-	0 / 12	<	3	U	<	1	U	<	1.0	U	<	1.0	U		NA			NA	
1,4-Dichlorobenzene	-	0 / 12	<	3	U	<	1	U	<	1.0	U	<	1.0	U		NA			NA	
2-Butanone	-	0 / 14	<	10	U	<	2	U	<	2.0	UJ	<	5.0	U	<	50	U	<	20	U
2-Hexanone	-	0 / 14	<	10	U	<	2	U	<	2.0	UJ	<	5.0	U	<	50	U	<	20	U
4-Methyl-2-pentanone	-	0 / 14	<	10	U	<	2	U	<	2.0	UJ	<	5.0	U	<	50	U	<	10	U
Acetone	-	0 / 13	<	10	U	<	2	U	<	2.0	UJ	<	5.0	UJ	<	50	U			R
Benzene	-	0 / 14	<	3	U	<	1	U	<	1.0	U	<	1.0	U	<	5	U	<	1	U
Bromochloromethane	-	0 / 3		NA			NA			NA			NA			NA			NA	
Bromodichloromethane	-	0 / 14	<	3	U	<	1	U	<	1.0	U	<	1.0	U	<	5	U	<	1	U
Bromoform	-	0 / 14	<	3	U	<	1	U	<	1.0	U	<	1.0	U	<	5	U	<	1	U
Bromomethane	-	0 / 14	<	3	U	<	1	U	<	1.0	UJ	<	1.0	U	<	5	U	<	1	U
Carbon Disulfide	-	0 / 13	<	3	U	<	2	U	<	2.0	U	<	5.0	U		NA		<	1	U
Carbon Tetrachloride	-	0 / 14	<	3	U	<	1	U	<	1.0	U	<	1.0	U	<	5	U	<	1	U
Chlorobenzene	-	0 / 14	<	3	U	<	1	U	<	1.0	U	<	1.0	U	<	5	U	<	1	U
Chloroethane	-	0 / 14	<	3	U	<	1	U	<	1.0	U	<	1.0	U	<	5	U	<	1	U
Chloroform	-	0 / 14	<	3	U	<	1	U	<	1.0	U	<	1.0	U	<	5	U	<	1	U
Chloromethane	-	0 / 14	<	3	U	<	1	U	<	1.0	U	<	1.0	U	<	5	U	<	1	U
cis-1,2-Dichloroethene	-	0 / 14	<	3	U	<	1	U	<	1.0	U	<	1.0	U	<	5	U	<	1	U
cis-1,3-Dichloropropene	-	0 / 14	<	3	U	<	1	U	<	1.0	U	<	1.0	U	<	5	U	<	1	U

TABLE E.4-1
CORNHUSKER ARMY AMMUNITION PLANT
WELL G0053-VOCs AND NATURAL ATTENUATION PARAMETERS

FIELD ID			G0053			G0053			G0053			G0053			G0053			G0053		
METHOD	Maximum	Detection	8260B			8260B			8260B			8260B			8260B			8260B		
COLLECT DATE	Detection	Frequency	3/23/2005			3/24/2004			3/25/2003			3/27/2002			4/3/2001			3/27/2000		
			Result	RL	Qual	Result	RL	Qual	Result	RL	Qual	Result	RL	Qual	Result	RL	Qual	Result	RL	Qual
Cyclohexane	-	0 / 12	<	3	U	<	1	U	<	1.0	U	<	1.0	U		NA			NA	
Dibromochloromethane	-	0 / 14	<	3	U	<	1	U	<	1.0	U	<	1.0	U	<	5	U	<	1	U
Dichlorodifluoromethane (Freon® 12)	-	0 / 12	<	1	U	<	1	U	<	1.0	U	<	1.0	U		NA			NA	
Ethylbenzene	-	0 / 14	<	1	U	<	1	U	<	1.0	U	<	1.0	U	<	5	U	<	1	U
Isopropylbenzene	-	0 / 12	<	1	U	<	1	U	<	1.0	U	<	1.0	U		NA			NA	
Methyl Acetate	-	0 / 12	<	1	U	<	1	U	<	1.0	U	<	1.0	U		NA			NA	
Methylcyclohexane	-	0 / 12	<	1	U	<	1	U	<	1.0	U	<	1.0	U		NA			NA	
Methyl tert-Butyl Ether (MTBE)	-	0 / 12	<	1	U	<	1	U	<	1.0	U	<	1.0	U		NA			NA	
Methylene Chloride	-	0 / 14	<	1	U	<	1	U	<	1.0	U	<	1.0	U	<	10	U	<	1	U
Styrene	-	0 / 14	<	1	U	<	1	U	<	1.0	U	<	1.0	U	<	5	U	<	1	U
Tetrachloroethene	-	0 / 14	<	1	U	<	1	U	<	1.0	U	<	1.0	U	<	5	U	<	1	U
Toluene	-	0 / 14	<	1	U	<	1	U	<	1.0	U	<	1.0	U	<	5	U	<	1	U
trans-1,2-Dichloroethene	-	0 / 14	<	1	U	<	1	U	<	1.0	U	<	1.0	U	<	5	U	<	1	U
trans-1,3-Dichloropropene	-	0 / 14	<	1	U	<	1	U	<	1.0	U	<	1.0	U	<	5	U	<	1	U
Trichloroethene	-	0 / 12	<	1	U	<	1	U	<	1.0	U	<	1.0	U		NA			NA	
Trichlorofluoromethane	-	0 / 12	<	1	U	<	1	U	<	1.0	U	<	1.0	U		NA			NA	
Vinyl Chloride	1.2	1 / 14	<	1	U	<	1	U	<	1.0	U	<	1.0	U	<	5	U	<	1	U
Xylenes (total)	-	0 / 12	<	1	U	<	1	U	<	1.0	U	<	1.0	U	<	5	U	<	1	U
2-Chloroethyl Vinyl Ether	-	0 / 2		NA			NA			NA			NA		<	5	U		NA	
Bromoethane	-	0 / 2		NA			NA			NA			NA			NA		<	1	U
m,p-Xylene	-	0 / 2		NA			NA			NA			NA			NA			NA	
O-Xylene	-	0 / 2		NA			NA			NA			NA			NA			NA	
Vinyl Acetate	-	0 / 2		NA			NA			NA			NA		<	5	U		NA	
NATURAL ATTENUATION PARAMETERS																				
Methane RSK-175 (µg/L)			<	2	U	<	2	U		NA			NA			NA			NA	
Ethane RSK-175 (µg/L)			<	4	U	<	4	U		NA			NA			NA			NA	
Ethene RSK-175 (µg/L)			<	3	U	<	3	U		NA			NA			NA			NA	
Nitrate/Nitrite USEPA 353.2 (mg/L)			11	1		15	1		12	NA		6.34	NA		5.11	0.5		2.95	0.5	
Alkalinity SM 2320B (mg/L)			170	5		160	5		180	0.5		130	0.20		134	5.0		104	5.0	
Sulfate USEPA 300.1 (mg/L)			22	2		32	2		33	5.0		22	5.0		44.9	5.0		13.6	5.0	

TABLE E.4-1
CORNHUSKER ARMY AMMUNITION PLANT
WELL G0053-VOCs AND NATURAL ATTENUATION PARAMETERS

FIELD ID			G0053			G0053			G0053			G0053			G0053			G0053		
METHOD	Maximum	Detection	8260B			8260B			8260B			8260B			8260B			8260B		
COLLECT DATE	Detection	Frequency	3/23/2005			3/24/2004			3/25/2003			3/27/2002			4/3/2001			3/27/2000		
			Result	RL	Qual	Result	RL	Qual	Result	RL	Qual	Result	RL	Qual	Result	RL	Qual	Result	RL	Qual

Notes:

Analysis methods listed are accurate for most current sampling event. Previous analysis methods may be different.

< = less than reporting limit
µg/L = micrograms per liter
ID = identification number
J = estimated
mg/L = milligrams per liter
NA = not analyzed
Qual = qualifier
RL = reporting limit
RSK = Robert S. Kerr Environmental Research Laboratory
SM = Standard Method
U = nondetect
USEPA = United States Environmental Protection Agency
VOC = volatile organic compound

TABLE E.4-2
CORNHUSKER ARMY AMMUNITION PLANT
WELL G0069-VOCs, TPHs, AND NATURAL ATTENUATION PARAMETERS

FIELD ID			G0069			G0069					G0069			G0069			G0069		
METHOD	Maximum	Detection	8260B			8260B					8260B			8260B			8260B		
COLLECT DATE	Detection	Frequency	None			8/15/2016					None			3/15/2013			3/8/2012		
			Result	RL	Qual	Result	DL	LOD	LOQ	Qual	Result	RL	Qual	Result	RL	Qual	Result	RL	Qual
VOLATILE ORGANIC COMPOUNDS (µg/L)																			
1,1,1-Trichloroethane	-	0 / 14				<	0.16	0.40	1.0	U				<	1	U	<	1	U
1,1,2,2-Tetrachloroethane	-	0 / 14				<	0.20	0.80	1.0	U				<	1	U	<	1	U
1,1,2-Trichloro-1,2,2-trifluoroethane (Freon® 113)	0.56 J	1 / 12				<	0.79	1.6	3.0	U				<	1	U	<	1	U
1,1,2-Trichloroethane	-	0 / 14				<	0.32	0.80	1.0	U				<	1	U	<	1	U
1,1-Dichloroethane	-	0 / 14				<	0.16	0.80	1.0	U				<	1	U	<	1	U
1,1-Dichloroethene	-	0 / 14				<	0.14	0.80	1.0	U				<	0.5	U	<	0.5	U
1,2,3-Trichlorobenzene	-	0 / 3				<	0.18	0.80	1.0	U				<	2	U	<	2	U
1,2,4-Trichlorobenzene	-	0 / 12				<	0.32	0.80	1.0	U				<	1	U	<	1	U
1,2-Dibromo-3-chloropropane	23	1 / 12				<	0.81	1.6	5.0	U				<	2	U	<	2	U
1,2-Dibromoethane (EDB)	-	0 / 12				<	0.18	0.40	1.0	U				<	1	U	<	1	U
1,2-Dichlorobenzene	-	0 / 12				<	0.13	0.40	1.0	U				<	1	U	<	1	U
1,2-Dichloroethane	1.7	2 / 14	**Not Sampled**			<	0.13	0.40	1.0	U	**Not Sampled**			<	0.5	U	<	0.5	U
1,2-Dichloropropane	-	0 / 14	**in 2017, 2018**			<	0.13	0.40	1.0	U	**in 2014, 2015**			<	1	U	<	1	U
1,3-Dichlorobenzene	-	0 / 12				<	0.16	0.40	1.0	U				<	2	U	<	2	U
1,4-Dichlorobenzene	-	0 / 12				<	0.16	0.40	1.0	U				<	3	U	<	3	U
2-Butanone	-	0 / 14				<	1.8	4.0	6.0	U				<	4	U	<	4	U
2-Hexanone	-	0 / 14				<	1.4	4.0	5.0	U				<	4	U	<	4	U
4-Methyl-2-pentanone	-	0 / 14				<	1.0	3.2	5.0	U				<	4	U	<	4	U
Acetone	-	0 / 13				<	1.9	6.4	10	U				<	10	U	<	10	U
Benzene	0.26 J	1 / 14				<	0.16	0.40	1.0	U				<	0.5	U	<	0.5	U
Bromochloromethane	-	0 / 3				<	0.10	0.20	1.0	U				<	1	U	<	1	U
Bromodichloromethane	-	0 / 14				<	0.17	0.40	1.0	U				<	0.5	U	<	0.5	U
Bromoform	-	0 / 14				<	0.19	0.40	1.0	U				<	1	U	<	1	U
Bromomethane	-	0 / 14				<	0.21	0.80	2.0	U				<	1	U	<	1	U
Carbon Disulfide	-	0 / 13				<	0.45	1.6	2.0	U				<	1	U	<	1	U
Carbon Tetrachloride	-	0 / 14				<	0.19	0.40	2.0	U				<	0.5	U	<	0.5	U
Chlorobenzene	-	0 / 14				<	0.17	0.40	1.0	U				<	0.5	U	<	0.5	U
Chloroethane	-	0 / 14				<	0.41	1.6	2.0	U				<	2	U	<	1.4	U
Chloroform	-	0 / 14				<	0.16	0.40	1.0	U				<	0.5	U	<	0.5	U
Chloromethane	-	0 / 14				<	0.30	0.80	2.0	U				<	1	U	<	1	U
cis-1,2-Dichloroethene	-	0 / 14				<	0.15	0.40	1.0	U				<	0.5	U	<	0.5	U
cis-1,3-Dichloropropene	-	0 / 14				<	0.16	0.40	1.0	U				<	1	U	<	1	U

TABLE E.4-2
CORNHUSKER ARMY AMMUNITION PLANT
WELL G0069-VOCs, TPHs, AND NATURAL ATTENUATION PARAMETERS

FIELD ID			G0069			G0069					G0069			G0069			G0069		
METHOD	Maximum	Detection	8260B			8260B					8260B			8260B			8260B		
COLLECT DATE	Detection	Frequency	None			8/15/2016					None			3/15/2013			3/8/2012		
			Result	RL	Qual	Result	DL	LOD	LOQ	Qual	Result	RL	Qual	Result	RL	Qual	Result	RL	Qual
Cyclohexane	-	0 / 12				<	0.28	0.80	2.0	U				<	1	U	<	1	U
Dibromochloromethane	-	0 / 14				<	0.17	0.40	1.0	U				<	0.26	U	<	0.26	U
Dichlorodifluoromethane (Freon® 12)	-	0 / 12				<	0.31	0.80	2.0	U				<	1.2	U	<	1.2	U
Ethylbenzene	-	0 / 14				<	0.16	0.40	1.0	U				<	0.5	U	<	0.5	U
Isopropylbenzene	-	0 / 12				<	0.19	0.40	1.0	U				<	0.5	U	<	0.5	U
Methyl Acetate	-	0 / 12				<	1.6	4.0	5.0	U				<	1	U	<	1	U
Methylcyclohexane	-	0 / 12				<	0.25	0.80	5.0	U				<	1	U	<	1	U
Methyl tert-Butyl Ether (MTBE)	-	0 / 12				<	0.36	0.80	2.0	U				<	1	U	<	1	U
Methylene Chloride	-	0 / 14				<	0.32	0.80	5.0	U				<	5	U	<	1	U
Styrene	-	0 / 14	**Not Sampled**			<	0.17	0.40	1.0	U	**Not Sampled**			<	1	U	<	1	U
Tetrachloroethene	-	0 / 14	**in 2017, 2018**			<	0.20	0.40	1.0	U	**in 2014, 2015**			<	0.5	U	<	0.5	U
Toluene	-	0 / 14				<	0.17	0.40	1.0	U				<	1	U	<	1	U
trans-1,2-Dichloroethene	-	0 / 14				<	0.15	0.40	1.0	U				<	0.66	U	<	0.66	U
trans-1,3-Dichloropropene	-	1 / 14				<	0.19	0.40	1.0	U				4	1	U	<	1	U
Trichloroethene	-	0 / 12				<	0.16	0.40	1.0	U				<	0.5	U	<	0.5	U
Trichlorofluoromethane	-	0 / 12				<	0.29	0.80	2.0	U				<	1	U	<	1	U
Vinyl Chloride	-	0 / 14				<	0.19	0.80	2.0	U				<	1	U	<	1	U
Xylenes (total)	-	0 / 12				<	0.19	0.80	2.0	U					NA			NA	
2-Chloroethyl Vinyl Ether	-	0 / 2						NA										NA	
Bromoethane	-	0 / 2						NA										NA	
m,p-Xylene	-	0 / 2						NA						<	0.46	U	<	0.46	U
O-Xylene	-	0 / 2						NA						<	1	U	<	5	U
Vinyl Acetate	-	0 / 2						NA										NA	
NATURAL ATTENUATION PARAMETERS																			
Methane RSK-175 (µg/L)						180	0.22	0.80	5.0					48	5		<	5	U
Ethane RSK-175 (µg/L)			**Not Sampled**			<	0.57	1.5	5.0	U	**Not Sampled**			<	1.2	U	<	1.2	U
Ethene RSK-175 (µg/L)			**in 2017, 2018**			<	0.40	1.4	5.0	U	**in 2014, 2015**			<	1	U	<	1	U
Nitrate/Nitrite USEPA 353.2 (mg/L)						1.1	0.019	0.050	0.10					2.86	0.1		0.111	0.1	
Alkalinity SM 2320B (mg/L)						150	1.1	3.2	5.0					230	1.25		80	1.25	
Sulfate USEPA 300.1 (mg/L)						24	0.23	0.50	5.0					29.7	1		37	1	

TABLE E.4-2
CORNHUSKER ARMY AMMUNITION PLANT
WELL G0069-VOCs, TPHs, AND NATURAL ATTENUATION PARAMETERS

FIELD ID			G0069			G0069					G0069			G0069			G0069		
METHOD	Maximum	Detection	8260B			8260B					8260B			8260B			8260B		
COLLECT DATE	Detection	Frequency	None			8/15/2016					None			3/15/2013			3/8/2012		
			Result	RL	Qual	Result	DL	LOD	LOQ	Qual	Result	RL	Qual	Result	RL	Qual	Result	RL	Qual
TOTAL PETROLEUM HYDROCARBONS (Method M8015B) (mg/L)			**Not Sampled in 2017, 2018**								**Not Sampled in 2014, 2015**								
Diesel Range Organics						0.27	0.031	0.12	0.24					0.56	0.15		0.87	0.15	

Notes:
Analysis methods listed are accurate for most current sampling event. Previous analysis methods may be different.

< = less than reporting limit
µg/L = micrograms per liter
ID = identification number
J = estimated
mg/L = milligrams per liter
NA = not analyzed
Qual = qualifier
RL = reporting limit
SM = Standard Method
U = nondetect
RSK = Robert S. Kerr Environmental Research Laboratory
TPH = total petroleum hydrocarbons
USEPA = United States Environmental Protection Agency
VOC = volatile organic compound

TABLE E.4-2
CORNHUSKER ARMY AMMUNITION PLANT
WELL G0069-VOCs, TPHs, AND NATURAL ATTENUATION PARAMETERS

FIELD ID			G0069			G0069			G0069			G0069			G0069			G0069		
METHOD	Maximum	Detection	8260B			8260B			8260B			8260B			8260B			8260B		
COLLECT DATE	Detection	Frequency	None			3/2/2010			3/9/2009			3/11/2008			3/20/2007			3/30/2006		
			Result	RL	Qual	Result	RL	Qual	Result	RL	Qual	Result	RL	Qual	Result	RL	Qual	Result	RL	Qual
VOLATILE ORGANIC COMPOUNDS (µg/L)																				
1,1,1-Trichloroethane	-	0 / 14				<	1	U	<	1	U	<	1	U	<	1	U	<	1	U
1,1,2,2-Tetrachloroethane	-	0 / 14				<	1	U	<	1	U	<	1	U	<	1	U	<	1	U
1,1,2-Trichloro-1,2,2-trifluoroethane (Freon® 113)	0.56 J	1 / 12				<	3	U	<	1	U	<	1	U	<	1	U	<	1	U
1,1,2-Trichloroethane	-	0 / 14				<	1	U	<	1	U	<	1	U	<	1	U	<	1	U
1,1-Dichloroethane	-	0 / 14				<	1	U	<	1	U	<	1	U	<	1	U	<	1	U
1,1-Dichloroethene	-	0 / 14				<	1	U	<	1	U	<	1	U	<	1	U	<	1	U
1,2,3-Trichlorobenzene	-	0 / 3					NA			NA			NA			NA			NA	
1,2,4-Trichlorobenzene	-	0 / 12				<	1	U	<	1	U	<	1	U	<	1	U	<	1	U
1,2-Dibromo-3-chloropropane	23	1 / 12				<	5	U	<	1	U	<	1	U	<	1		23	1	
1,2-Dibromoethane (EDB)	-	0 / 12				<	1	U	<	1	U	<	1	U	<	1	U	<	1	U
1,2-Dichlorobenzene	-	0 / 12				<	1	U	<	1	U	<	1	U	<	1	U	<	1	U
1,2-Dichloroethane	1.7	2 / 14	**Not Sampled**			<	1	U	<	1	U	<	1	U	<	1	U	<	1	U
1,2-Dichloropropane	-	0 / 14	**in 2011**			<	1	U	<	1	U	<	1	U	<	1	U	<	1	U
1,3-Dichlorobenzene	-	0 / 12				<	1	U	<	1	U	<	1	U	<	1	U	<	1	U
1,4-Dichlorobenzene	-	0 / 12				<	1	U	<	1	U	<	1	U	<	1	U	<	1	U
2-Butanone	-	0 / 14				<	6	U	<	1	U	<	5	U	<	5	U	<	5	U
2-Hexanone	-	0 / 14				<	5	U	<	5	U	<	5	U	<	5	U	<	5	U
4-Methyl-2-pentanone	-	0 / 14				<	5	U	<	5	U	<	5	U	<	5	U	<	5	U
Acetone	-	0 / 13				<	10	U	<	5	U	<	5	U	<	5	U	<	5	U
Benzene	0.26 J	1 / 14				<	1	U	<	1	U	<	1	U	<	1	U	<	1	U
Bromochloromethane	-	0 / 3					NA			NA			NA			NA			NA	
Bromodichloromethane	-	0 / 14				<	1	U	<	1	U	<	1	U	<	1	U	<	1	U
Bromoform	-	0 / 14				<	1	U	<	1	U	<	1	U	<	1	U	<	1	U
Bromomethane	-	0 / 14				<	2	U	<	1	U	<	1	U	<	1	U	<	1	U
Carbon Disulfide	-	0 / 13				<	2	U	<	1	U	<	1	U	<	1	U	<	1	U
Carbon Tetrachloride	-	0 / 14				<	2	U	<	1	U	<	1	U	<	1	U	<	1	U
Chlorobenzene	-	0 / 14				<	1	U	<	1	U	<	1	U	<	1	U	<	1	U
Chloroethane	-	0 / 14				<	2	U	<	1	U	<	1	U	<	1	U	<	1	U
Chloroform	-	0 / 14				<	1	U	<	1	U	<	1	U	<	1	U	<	1	U
Chloromethane	-	0 / 14				<	2	U	<	1	U	<	1	U	<	1	U	<	1	U
cis-1,2-Dichloroethene	-	0 / 14				<	1	U	<	1	U	<	1	U	<	1	U	<	1	U
cis-1,3-Dichloropropene	-	0 / 14				<	1	U	<	1	U	<	1	U	<	1	U	<	1	U

TABLE E.4-2
CORNHUSKER ARMY AMMUNITION PLANT
WELL G0069-VOCs, TPHs, AND NATURAL ATTENUATION PARAMETERS

FIELD ID			G0069			G0069			G0069			G0069			G0069			G0069		
METHOD	Maximum	Detection	8260B			8260B			8260B			8260B			8260B			8260B		
COLLECT DATE	Detection	Frequency	None			3/2/2010			3/9/2009			3/11/2008			3/20/2007			3/30/2006		
			Result	RL	Qual	Result	RL	Qual	Result	RL	Qual	Result	RL	Qual	Result	RL	Qual	Result	RL	Qual
Cyclohexane	-	0 / 12				<	2	U	<	1	U	<	1	U	<	1	U	<	1	U
Dibromochloromethane	-	0 / 14				<	1	U	<	1	U	<	1	U	<	1	U	<	1	U
Dichlorodifluoromethane (Freon® 12)	-	0 / 12				<	2	U	<	1	U	<	1	U	<	1	U	<	1	U
Ethylbenzene	-	0 / 14				<	1	U	<	1	U	<	1	U	<	1	U	<	1	U
Isopropylbenzene	-	0 / 12				<	1	U	<	1	U	<	1	U	<	1	U	<	1	U
Methyl Acetate	-	0 / 12				<	5	U	<	2	U	<	5	U	<	5	U	<	5	U
Methylcyclohexane	-	0 / 12				<	2	U	<	5	U	<	5	U	<	5	U	<	5	U
Methyl tert-Butyl Ether (MTBE)	-	0 / 12				<	5	U	<	5	U	<	1	U	<	1	U	<	1	U
Methylene Chloride	-	0 / 14				<	5	U	<	1	U	<	1	U	<	1	U	<	1	U
Styrene	-	0 / 14	**Not Sampled**			<	1	U	<	1	U	<	1	U	<	1	U	<	1	U
Tetrachloroethene	-	0 / 14	**in 2011**			<	1	U	<	1	U	<	1	U	<	1	U	<	1	U
Toluene	-	0 / 14				<	1	U	<	1	U	<	1	U	<	1	U	<	1	U
trans-1,2-Dichloroethene	-	0 / 14				<	1	U	<	1	U	<	1	U	<	1	U	<	1	U
trans-1,3-Dichloropropene	-	1 / 14				<	1	U	<	1	U	<	1	U	<	1	U	<	1	U
Trichloroethene	-	0 / 12				<	1	U	<	1	U	<	1	U	<	1	U	<	1	U
Trichlorofluoromethane	-	0 / 12				<	2	U	<	1	U	<	1	U	<	1	U	<	1	U
Vinyl Chloride	-	0 / 14				<	1.5	U	<	1	U	<	1	U	<	1	U	<	1	U
Xylenes (total)	-	0 / 12				<	1	U	<	1	U	<	2	U	<	2	U	<	2	U
2-Chloroethyl Vinyl Ether	-	0 / 2					NA		<	5	U		NA			NA			NA	
Bromoethane	-	0 / 2					NA		<	1	U		NA			NA			NA	
m,p-Xylene	-	0 / 2					NA			NA			NA			NA			NA	
O-Xylene	-	0 / 2					NA			NA			NA			NA			NA	
Vinyl Acetate	-	0 / 2					NA		<	1	U		NA			NA			NA	
NATURAL ATTENUATION PARAMETERS																				
Methane RSK-175 (µg/L)						16	5		1.9	0.31		1.5	1.7	J	3.9	0.87		6.8	0.87	
Ethane RSK-175 (µg/L)			**Not Sampled**			<	5	U	<	0.61	U	170	2		3.2	3.5	J	3.3	3.5	J
Ethene RSK-175 (µg/L)			**in 2011**			<	5	U	<	0.76	U	26	10		<	1.8	U	<	1.8	U
Nitrate/Nitrite USEPA 353.2 (mg/L)						3.3	0.1		2.1	0.05		<	3.5	U	7.2	1		6.7	0.25	
Alkalinity SM 2320B (mg/L)						150	5		160	20		<	1.8	U	1800	8		190	8	
Sulfate USEPA 300.1 (mg/L)						33	5		28	20		4.4	0.5		22	10		27	10	

TABLE E.4-2
CORNHUSKER ARMY AMMUNITION PLANT
WELL G0069-VOCs, TPHs, AND NATURAL ATTENUATION PARAMETERS

FIELD ID			G0069			G0069			G0069			G0069			G0069			G0069		
METHOD	Maximum	Detection	8260B			8260B			8260B			8260B			8260B			8260B		
COLLECT DATE	Detection	Frequency	None			3/2/2010			3/9/2009			3/11/2008			3/20/2007			3/30/2006		
			Result	RL	Qual	Result	RL	Qual	Result	RL	Qual	Result	RL	Qual	Result	RL	Qual	Result	RL	Qual
TOTAL PETROLEUM HYDROCARBONS (Method M8015B) (mg/L)			**Not Sampled in 2011**																	
Diesel Range Organics						0.28	0.24		0.14	0.077		0.19	0.13		0.14	0.13		0.16	0.13	J

Notes:
Analysis methods listed are accurate for most current sampling event. Previous analysis methods may be different.

< = less than reporting limit
µg/L = micrograms per liter
ID = identification number
J = estimated
mg/L = milligrams per liter
NA = not analyzed
Qual = qualifier
RL = reporting limit
SM = Standard Method
U = nondetect
RSK = Robert S. Kerr Environmental Research Laboratory
TPH = total petroleum hydrocarbons
USEPA = United States Environmental Protection Agency
VOC = volatile organic compound

TABLE E.4-2
CORNHUSKER ARMY AMMUNITION PLANT
WELL G0069-VOCs, TPHs, AND NATURAL ATTENUATION PARAMETERS

FIELD ID			G0069			G0069			G0069			G0069			G0069			G0069		
METHOD	Maximum	Detection	8260B			8260B			8260B			8260B			8260B			8260B		
COLLECT DATE	Detection	Frequency	3/24/2005			3/25/2004			3/25/2003			3/27/2002			4/3/2001			3/27/2000		
			Result	RL	Qual	Result	RL	Qual	Result	RL	Qual	Result	RL	Qual	Result	RL	Qual	Result	RL	Qual
VOLATILE ORGANIC COMPOUNDS (µg/L)																				
1,1,1-Trichloroethane	-	0 / 14	<	3	U	<	1	U	<	1.0	U	<	1.0	U	<	5	U	<	1	U
1,1,2,2-Tetrachloroethane	-	0 / 14	<	3	U	<	1	U	<	1.0	U	<	1.0	U	<	5	U	<	1	U
1,1,2-Trichloro-1,2,2-trifluoroethane (Freon® 113)	0.56 J	1 / 12	<	3	U	<	1	U	0.56	0.6	J	<	1.0	U		NA			NA	
1,1,2-Trichloroethane	-	0 / 14	<	3	U	<	1	U	<	1.0	U	<	1.0	U	<	5	U	<	1	U
1,1-Dichloroethane	-	0 / 14	<	3	U	<	1	U	<	1.0	U	<	1.0	U	<	5	U	<	1	U
1,1-Dichloroethene	-	0 / 14	<	3	U	<	1	U	<	1.0	U	<	1.0	U	<	5	U	<	1	U
1,2,3-Trichlorobenzene	-	0 / 3		NA			NA			NA			NA			NA			NA	
1,2,4-Trichlorobenzene	-	0 / 12	<	3	U	<	1	U	<	1.0	U	<	1.0	U		NA			NA	
1,2-Dibromo-3-chloropropane	23	1 / 12	<	3	U	<	1	U	<	1.0	U	<	1.0	U		NA			NA	
1,2-Dibromoethane (EDB)	-	0 / 12	<	3	U	<	1	U	<	1.0	U	<	1.0	U		NA			NA	
1,2-Dichlorobenzene	-	0 / 12	<	3	U	<	1	U	<	1.0	U	<	1.0	U		NA			NA	
1,2-Dichloroethane	1.7	2 / 14	<	3	U	<	1	U	<	1.0	U	<	1.0	U	1.7	5	U	1.1	1	
1,2-Dichloropropane	-	0 / 14	<	3	U	<	1	U	<	1.0	U	<	1.0	U	<	5	U	<	1	U
1,3-Dichlorobenzene	-	0 / 12	<	3	U	<	1	U	<	1.0	U	<	1.0	U		NA			NA	
1,4-Dichlorobenzene	-	0 / 12	<	3	U	<	1	U	<	1.0	U	<	1.0	U		NA			NA	
2-Butanone	-	0 / 14	<	10	U	<	2	U	<	2.0	UJ	<	5.0	U	<	50	U	<	20	U
2-Hexanone	-	0 / 14	<	10	U	<	2	U	<	2.0	UJ	<	5.0	U	<	50	U	<	20	U
4-Methyl-2-pentanone	-	0 / 14	<	10	U	<	2	U	<	2.0	UJ	<	5.0	U	<	50	U	<	10	U
Acetone	-	0 / 13	<	10	U	<	2	U	<	2.0	UJ	<	5.0	UJ	<	50	U			R
Benzene	0.26 J	1 / 14	<	3	U	<	1	U	<	1.0	U	<	1.0	U	<	5	U	0.26	1	J
Bromochloromethane	-	0 / 3		NA			NA			NA			NA			NA			NA	
Bromodichloromethane	-	0 / 14	<	3	U	<	1	U	<	1.0	U	<	1.0	U	<	5	U	<	1	U
Bromoform	-	0 / 14	<	3	U	<	1	U	<	1.0	U	<	1.0	U	<	5	U	<	1	U
Bromomethane	-	0 / 14	<	3	U	<	1	U	<	1.0	UJ	<	1.0	U	<	5	U	<	1	U
Carbon Disulfide	-	0 / 13	<	3	U	<	2	U	<	2.0	U	<	5.0	U		NA		<	1	U
Carbon Tetrachloride	-	0 / 14	<	3	U	<	1	U	<	1.0	U	<	1.0	U	<	5	U	<	1	U
Chlorobenzene	-	0 / 14	<	3	U	<	1	U	<	1.0	U	<	1.0	U	<	5	U	<	1	U
Chloroethane	-	0 / 14	<	3	U	<	1	U	<	1.0	U	<	1.0	U	<	5	U	<	1	U
Chloroform	-	0 / 14	<	3	U	<	1	U	<	1.0	U	<	1.0	U	<	5	U	<	1	U
Chloromethane	-	0 / 14	<	3	U	<	1	U	<	1.0	U	<	1.0	U	<	5	U	<	1	U
cis-1,2-Dichloroethene	-	0 / 14	<	3	U	<	1	U	<	1.0	U	<	1.0	U	<	5	U	<	1	U
cis-1,3-Dichloropropene	-	0 / 14	<	3	U	<	1	U	<	1.0	U	<	1.0	U	<	5	U	<	1	U

TABLE E.4-2
CORNHUSKER ARMY AMMUNITION PLANT
WELL G0069-VOCs, TPHs, AND NATURAL ATTENUATION PARAMETERS

FIELD ID			G0069			G0069			G0069			G0069			G0069			G0069		
METHOD	Maximum	Detection	8260B			8260B			8260B			8260B			8260B			8260B		
COLLECT DATE	Detection	Frequency	3/24/2005			3/25/2004			3/25/2003			3/27/2002			4/3/2001			3/27/2000		
			Result	RL	Qual	Result	RL	Qual	Result	RL	Qual	Result	RL	Qual	Result	RL	Qual	Result	RL	Qual
Cyclohexane	-	0 / 12	<	3	U	<	1	U	<	1.0	U	<	1.0	U		NA			NA	
Dibromochloromethane	-	0 / 14	<	3	U	<	1	U	<	1.0	U	<	1.0	U	<	5	U	<	1	U
Dichlorodifluoromethane (Freon® 12)	-	0 / 12	<	1	U	<	1	U	<	1.0	U	<	1.0	U		NA			NA	
Ethylbenzene	-	0 / 14	<	3	U	<	1	U	<	1.0	U	<	1.0	U	<	5	U	<	1	U
Isopropylbenzene	-	0 / 12	<	3	U	<	1	U	<	1.0	U	<	1.0	U		NA			NA	
Methyl Acetate	-	0 / 12	<	3	U	<	1	U	<	1.0	U	<	1.0	U		NA			NA	
Methylcyclohexane	-	0 / 12	<	3	U	<	1	U	<	1.0	U	<	1.0	U		NA			NA	
Methyl tert-Butyl Ether (MTBE)	-	0 / 12	<	3	U	<	1	U	<	1.0	U	<	1.0	U		NA			NA	
Methylene Chloride	-	0 / 14	<	3	U	<	1	U	<	1.0	U	<	1.0	U	<	10	U	<	1	U
Styrene	-	0 / 14	<	3	U	<	1	U	<	1.0	U	<	1.0	U	<	5	U	<	1	U
Tetrachloroethene	-	0 / 14	<	3	UJ	<	1	U	<	1.0	U	<	1.0	U	<	5	U	<	1	U
Toluene	-	0 / 14	<	3	U	<	1	U	<	1.0	U	<	1.0	U	<	5	U	<	1	U
trans-1,2-Dichloroethene	-	0 / 14	<	3	U	<	1	U	<	1.0	U	<	1.0	U	<	5	U	<	1	U
trans-1,3-Dichloropropene	-	1 / 14	<	3	U	<	1	U	<	1.0	U	<	1.0	U	<	5	U	<	1	U
Trichloroethene	-	0 / 12	<	3	U	<	1	U	<	1.0	U	<	1.0	U		NA			NA	
Trichlorofluoromethane	-	0 / 12	<	3	U	<	1	U	<	1.0	U	<	1.0	U		NA			NA	
Vinyl Chloride	-	0 / 14	<	3	U	<	1	U	<	1.0	U	<	1.0	U	<	5	U	<	1	U
Xylenes (total)	-	0 / 12	<	3	U	<	1	U	<	1.0	U	<	1.0	U	<	5	U	<	1	U
2-Chloroethyl Vinyl Ether	-	0 / 2		NA			NA			NA			NA		<	5	U		NA	
Bromoethane	-	0 / 2		NA			NA			NA			NA			NA		<	1	U
m,p-Xylene	-	0 / 2		NA			NA			NA			NA			NA			NA	
O-Xylene	-	0 / 2		NA			NA			NA			NA			NA			NA	
Vinyl Acetate	-	0 / 2		NA			NA			NA			NA		<	5	U		NA	
NATURAL ATTENUATION PARAMETERS																				
Methane RSK-175 (µg/L)			16	0.87		<	2	U		NA			NA			NA			NA	
Ethane RSK-175 (µg/L)			<	1.7	U	<	4	U		NA			NA			NA			NA	
Ethene RSK-175 (µg/L)			<	1.8	U	<	3	U		NA			NA			NA			NA	
Nitrate/Nitrite USEPA 353.2 (mg/L)			8.7	0.5		6.7	1		7.1	0.2		0.61	0.10		6.22	0.5		5.34	0.5	
Alkalinity SM 2320B (mg/L)			200	8		190	5		240	5.0		100	5.0		212	5.0		173	5.0	
Sulfate USEPA 300.1 (mg/L)			33	10		30	2		30	5.0		17	5.0		21.8	5.0		19.0	5.0	

TABLE E.4-2
CORNHUSKER ARMY AMMUNITION PLANT
WELL G0069-VOCs, TPHs, AND NATURAL ATTENUATION PARAMETERS

FIELD ID			G0069			G0069			G0069			G0069			G0069			G0069		
METHOD	Maximum	Detection	8260B			8260B			8260B			8260B			8260B			8260B		
COLLECT DATE	Detection	Frequency	3/24/2005			3/25/2004			3/25/2003			3/27/2002			4/3/2001			3/27/2000		
			Result	RL	Qual	Result	RL	Qual	Result	RL	Qual	Result	RL	Qual	Result	RL	Qual	Result	RL	Qual
TOTAL PETROLEUM HYDROCARBONS (Method M8015B) (mg/L)																				
Diesel Range Organics			<	0.12	U	<	0.12	U		NA			NA			NA			NA	

Notes:
Analysis methods listed are accurate for most current sampling event. Previous analysis methods may be different.

< = less than reporting limit
µg/L = micrograms per liter
ID = identification number
J = estimated
mg/L = milligrams per liter
NA = not analyzed
Qual = qualifier
RL = reporting limit
SM = Standard Method
U = nondetect
RSK = Robert S. Kerr Environmental Research Laboratory
TPH = total petroleum hydrocarbons
USEPA = United States Environmental Protection Agency
VOC = volatile organic compound

TABLE E.4-3
CORNHUSKER ARMY AMMUNITION PLANT
WELL SAMW1-VOCs AND NATURAL ATTENUATION PARAMETERS

FIELD ID			SAMW1			SAMW1					SAMW1			SAMW1			SAMW1		
METHOD	Maximum	Detection	8260B			8260B					8260B			8260B			8260B		
COLLECT DATE	Detection	Frequency	None			8/15/2016					None			3/15/2013			3/8/2012		
			Result	RL	Qual	Result	DL	LOD	LOQ	Qual	Result	RL	Qual	Result	RL	Qual	Result	RL	Qual
VOLATILE ORGANIC COMPOUNDS (µg/L)																			
1,1,1-Trichloroethane	-	0 / 14				<	0.16	0.40	1.0	U				<	1	U	<	1	U
1,1,2,2-Tetrachloroethane	-	0 / 14				<	0.20	0.80	1.0	U				<	1	U	<	1	U
1,1,2-Trichloro-1,2,2-trifluoroethane (Freon® 113)	1.2	1 / 12				<	0.79	1.6	3.0	U				1.2	1		<	1	U
1,1,2-Trichloroethane	-	0 / 14				<	0.32	0.80	1.0	U				<	1	U	<	1	U
1,1-Dichloroethane	-	0 / 14				<	0.16	0.80	1.0	U				<	1	U	<	1	U
1,1-Dichloroethene	-	0 / 14				<	0.14	0.80	1.0	U				<	0.5	U	<	0.5	U
1,2,3-Trichlorobenzene	-	0 / 3				<	0.18	0.80	1.0	U				<	2	U	<	2	U
1,2,4-Trichlorobenzene	-	0 / 12				<	0.32	0.80	1.0	U				<	1	U	<	1	U
1,2-Dibromo-3-chloropropane	-	0 / 12				<	0.81	1.6	5.0	U				<	2	U	<	2	U
1,2-Dibromoethane (EDB)	-	0 / 12				<	0.18	0.40	1.0	U				<	1	U	<	1	U
1,2-Dichlorobenzene	-	0 / 12				<	0.13	0.40	1.0	U				<	1	U	<	1	U
1,2-Dichloroethane	-	0 / 14	**Not Sampled**			<	0.13	0.40	1.0	U	**Not Sampled**			<	0.5	U	<	0.5	U
1,2-Dichloropropane	-	0 / 14	**in 2017, 2018**			<	0.13	0.40	1.0	U	**in 2014, 2015**			<	1	U	<	1	U
1,3-Dichlorobenzene	-	0 / 12				<	0.16	0.40	1.0	U				<	2	U	<	2	U
1,4-Dichlorobenzene	-	0 / 12				<	0.16	0.40	1.0	U				<	3	U	<	3	U
2-Butanone	-	0 / 14				<	1.8	4.0	6.0	U				<	4	U	<	4	U
2-Hexanone	-	0 / 14				<	1.4	4.0	5.0	U				<	4	U	<	4	U
4-Methyl-2-pentanone	-	0 / 14				<	1.0	3.2	5.0	U				<	4	U	<	4	U
Acetone	-	0 / 14				<	1.9	6.4	10	U				<	10	U	<	10	U
Benzene	-	0 / 14				<	0.16	0.40	1.0	U				<	0.5	U	<	0.5	U
Bromochloromethane	-	0 / 3				<	0.10	0.20	1.0	U				<	1	U	<	1	U
Bromodichloromethane	-	0 / 14				<	0.17	0.40	1.0	U				<	0.5	U	<	0.5	U
Bromoform	-	0 / 14				<	0.19	0.40	1.0	U				<	1	U	<	1	U
Bromomethane	-	0 / 14				<	0.21	0.80	2.0	U				<	1	UJ	<	1	U
Carbon Disulfide	-	0 / 13				<	0.45	1.6	2.0	U				<	1	U	<	1	U
Carbon Tetrachloride	-	0 / 14				<	0.19	0.40	2.0	U				<	0.5	U	<	0.5	U
Chlorobenzene	-	0 / 14				<	0.17	0.40	1.0	U				<	0.5	U	<	0.5	U
Chloroethane	-	0 / 14				<	0.41	1.6	2.0	U				<	2	U	<	1.4	U
Chloroform	-	0 / 14				<	0.16	0.40	1.0	U				<	0.5	U	<	0.5	U
Chloromethane	-	0 / 14				<	0.30	0.80	2.0	U				<	1	U	<	1	U
cis-1,2-Dichloroethene	-	0 / 14				<	0.15	0.40	1.0	U				<	0.5	U	<	0.5	U
cis-1,3-Dichloropropene	-	0 / 14				<	0.16	0.40	1.0	U				<	1	U	<	1	U

TABLE E.4-3
CORNHUSKER ARMY AMMUNITION PLANT
WELL SAMW1-VOCs AND NATURAL ATTENUATION PARAMETERS

FIELD ID			SAMW1			SAMW1					SAMW1			SAMW1			SAMW1		
METHOD	Maximum	Detection	8260B			8260B					8260B			8260B			8260B		
COLLECT DATE	Detection	Frequency	None			8/15/2016					None			3/15/2013			3/8/2012		
			Result	RL	Qual	Result	DL	LOD	LOQ	Qual	Result	RL	Qual	Result	RL	Qual	Result	RL	Qual
Cyclohexane	-	0 / 12				<	0.28	0.80	2.0	U				<	1	U	<	1	U
Dibromochloromethane	-	0 / 14				<	0.17	0.40	1.0	U				<	0.26	U	<	0.26	U
Dichlorodifluoromethane (Freon® 12)	-	0 / 12				<	0.31	0.80	2.0	U				<	1.2	U	<	1.2	U
Ethylbenzene	-	0 / 14				<	0.16	0.40	1.0	U				<	0.5	U	<	0.5	U
Isopropylbenzene	-	0 / 12				<	0.19	0.40	1.0	U				<	0.5	U	<	0.5	U
Methyl Acetate	-	0 / 12				<	1.6	4.0	5.0	U				<	1	U	<	1	U
Methylcyclohexane	-	0 / 12				<	0.25	0.80	5.0	U				<	1	U	<	1	U
Methyl tert-Butyl Ether (MTBE)	-	0 / 12				<	0.36	0.80	2.0	U				<	1	U	<	1	U
Methylene Chloride	-	0 / 14				<	0.32	0.80	5.0	U				<	5	U	<	1	U
Styrene	0.37 J	1 / 14	**Not Sampled**			<	0.17	0.40	1.0	U	**Not Sampled**			<	1	U	<	1	U
Tetrachloroethene	-	0 / 14	**in 2017, 2018**			<	0.20	0.40	1.0	U	**in 2014, 2015**			<	0.5	U	<	0.5	U
Toluene	-	0 / 14				<	0.17	0.40	1.0	U				<	1	U	<	1	U
trans-1,2-Dichloroethene	-	0 / 14				<	0.15	0.40	1.0	U				<	0.66	U	<	0.66	U
trans-1,3-Dichloropropene	-	0 / 14				<	0.19	0.40	1.0	U				<	1	U	<	1	U
Trichloroethene	-	0 / 12				<	0.16	0.40	1.0	U				<	0.5	U	<	0.5	U
Trichlorofluoromethane	-	0 / 12				<	0.29	0.80	2.0	U				<	1	U	<	1	U
Vinyl Chloride	-	0 / 14				<	0.19	0.80	2.0	U				<	1	U	<	1	U
Xylenes (total)	-	0 / 12				<	0.19	0.80	2.0	U					NA			NA	
2-Chloroethyl Vinyl Ether	-	0 / 2						NA							NA			NA	
Bromoethane	-	0 / 2						NA							NA			NA	
m,p-Xylene	-	0 / 2						NA						<	0.46	U	<	0.46	U
O-Xylene	-	0 / 2						NA						<	1	U	<	5	U
Vinyl Acetate	-	0 / 2						NA							NA			NA	
NATURAL ATTENUATION PARAMETERS																			
Methane RSK-175 (µg/L)						<	0.22	0.80	5.0	U				<	5	U	0.58	5	J
Ethane RSK-175 (µg/L)			**Not Sampled**			<	0.57	1.5	5.0	U	**Not Sampled**			<	1.2	U	<	1.2	U
Ethene RSK-175 (µg/L)			**in 2017, 2018**			<	0.40	1.4	5.0	U	**in 2014, 2015**			<	1	U	<	1	U
Nitrate/Nitrite USEPA 353.2 (mg/L)						18	0.19	0.50	1.0					20.8	0.1	J	1.7	0.1	
Alkalinity SM 2320B (mg/L)						100	1.1	3.2	5.0					140	1.25		140	1.25	
Sulfate USEPA 300.1 (mg/L)						28	0.23	0.50	5.0					29.2	1		39	1	J

TABLE E.4-3
CORNHUSKER ARMY AMMUNITION PLANT
WELL SAMW1-VOCs AND NATURAL ATTENUATION PARAMETERS

FIELD ID			SAMW1			SAMW1					SAMW1			SAMW1			SAMW1		
METHOD	Maximum	Detection	8260B			8260B					8260B			8260B			8260B		
COLLECT DATE	Detection	Frequency	None			8/15/2016					None			3/15/2013			3/8/2012		
			Result	RL	Qual	Result	DL	LOD	LOQ	Qual	Result	RL	Qual	Result	RL	Qual	Result	RL	Qual

Notes:
Analysis methods listed are accurate for most current sampling event. Previous analysis methods may be different.

< = less than reporting limit
µg/L = micrograms per liter
ID = identification number
J = estimated
mg/L = milligrams per liter
NA = not analyzed
Qual = qualifier
RL = reporting limit
RSK = Robert S. Kerr Environmental Research Laboratory
SM = Standard Method
U = nondetect
USEPA = United States Environmental Protection Agency
VOC = volatile organic compound

TABLE E.4-3
CORNHUSKER ARMY AMMUNITION PLANT
WELL SAMW1-VOCs AND NATURAL ATTENUATION PARAMETERS

FIELD ID			SAMW1			SAMW1			SAMW1			SAMW1			SAMW1			SAMW1		
METHOD	Maximum	Detection	8260B			8260B			8260B			8260B			8260B			8260B		
COLLECT DATE	Detection	Frequency	None			3/2/2010			3/9/2009			3/11/2008			3/19/2007			3/30/2006		
			Result	RL	Qual	Result	RL	Qual	Result	RL	Qual	Result	RL	Qual	Result	RL	Qual	Result	RL	Qual
VOLATILE ORGANIC COMPOUNDS (µg/L)																				
1,1,1-Trichloroethane	-	0 / 14				<	1	U	<	1	U	<	1	U	<	1	U	<	1	U
1,1,2,2-Tetrachloroethane	-	0 / 14				<	1	U	<	1	U	<	1	U	<	1	U	<	1	U
1,1,2-Trichloro-1,2,2-trifluoroethane (Freon® 113)	1.2	1 / 12				<	3	U	<	1	U	<	1	U	<	1	U	<	1	U
1,1,2-Trichloroethane	-	0 / 14				<	1	U	<	1	U	<	1	U	<	1	U	<	1	U
1,1-Dichloroethane	-	0 / 14				<	1	U	<	1	U	<	1	U	<	1	U	<	1	U
1,1-Dichloroethene	-	0 / 14				<	1	U	<	1	U	<	1	U	<	1	U	<	1	U
1,2,3-Trichlorobenzene	-	0 / 3					NA			NA			NA			NA			NA	
1,2,4-Trichlorobenzene	-	0 / 12				<	1	U	<	1	U	<	1	U	<	1	U	<	1	U
1,2-Dibromo-3-chloropropane	-	0 / 12				<	5	U	<	1	U	<	1	U	<	1	U	<	1	U
1,2-Dibromoethane (EDB)	-	0 / 12				<	1	U	<	1	U	<	1	U	<	1	U	<	1	U
1,2-Dichlorobenzene	-	0 / 12				<	1	U	<	1	U	<	1	U	<	1	U	<	1	U
1,2-Dichloroethane	-	0 / 14	**Not Sampled**			<	1	U	<	1	U	<	1	U	<	1	U	<	1	U
1,2-Dichloropropane	-	0 / 14	**in 2011**			<	1	U	<	1	U	<	1	U	<	1	U	<	1	U
1,3-Dichlorobenzene	-	0 / 12				<	1	U	<	1	U	<	1	U	<	1	U	<	1	U
1,4-Dichlorobenzene	-	0 / 12				<	1	U	<	1	U	<	1	U	<	1	U	<	1	U
2-Butanone	-	0 / 14				<	6	U	<	1	U	<	5	U	<	5	U	<	5	U
2-Hexanone	-	0 / 14				<	5	U	<	5	U	<	5	U	<	5	U	<	5	U
4-Methyl-2-pentanone	-	0 / 14				<	5	U	<	5	U	<	5	U	<	5	U	<	5	U
Acetone	-	0 / 14				<	10	U	<	5	U	<	5	U	<	5	U	<	5	U
Benzene	-	0 / 14				<	1	U	<	1	U	<	1	U	<	1	U	<	1	U
Bromochloromethane	-	0 / 3					NA			NA			NA			NA			NA	
Bromodichloromethane	-	0 / 14				<	1	U	<	1	U	<	1	U	<	1	U	<	1	U
Bromoform	-	0 / 14				<	1	U	<	1	U	<	1	U	<	1	U	<	1	U
Bromomethane	-	0 / 14				<	2	U	<	1	U	<	1	U	<	1	U	<	1	U
Carbon Disulfide	-	0 / 13				<	2	U	<	1	U	<	1	U	<	1	U	<	1	U
Carbon Tetrachloride	-	0 / 14				<	2	U	<	1	U	<	1	U	<	1	U	<	1	U
Chlorobenzene	-	0 / 14				<	1	U	<	1	U	<	1	U	<	1	U	<	1	U
Chloroethane	-	0 / 14				<	2	U	<	1	U	<	1	U	<	1	U	<	1	U
Chloroform	-	0 / 14				<	1	U	<	1	U	<	1	U	<	1	U	<	1	U
Chloromethane	-	0 / 14				<	2	U	<	1	U	<	1	U	<	1	U	<	1	U
cis-1,2-Dichloroethene	-	0 / 14				<	1	U	<	1	U	<	1	U	<	1	U	<	1	U
cis-1,3-Dichloropropene	-	0 / 14				<	1	U	<	1	U	<	1	U	<	1	U	<	1	U

TABLE E.4-3
CORNHUSKER ARMY AMMUNITION PLANT
WELL SAMW1-VOCs AND NATURAL ATTENUATION PARAMETERS

FIELD ID			SAMW1			SAMW1			SAMW1			SAMW1			SAMW1			SAMW1		
METHOD	Maximum	Detection	8260B			8260B			8260B			8260B			8260B			8260B		
COLLECT DATE	Detection	Frequency	None			3/2/2010			3/9/2009			3/11/2008			3/19/2007			3/30/2006		
			Result	RL	Qual	Result	RL	Qual	Result	RL	Qual	Result	RL	Qual	Result	RL	Qual	Result	RL	Qual
Cyclohexane	-	0 / 12				<	2	U	<	1	U	<	1	U	<	1	U	<	1	U
Dibromochloromethane	-	0 / 14				<	1	U	<	1	U	<	1	U	<	1	U	<	1	U
Dichlorodifluoromethane (Freon® 12)	-	0 / 12				<	2	U	<	1	U	<	1	U	<	1	U	<	1	U
Ethylbenzene	-	0 / 14				<	1	U	<	1	U	<	1	U	<	1	U	<	1	U
Isopropylbenzene	-	0 / 12				<	1	U	<	1	U	<	1	U	<	1	U	<	1	U
Methyl Acetate	-	0 / 12				<	5	U	<	2	U	<	5	U	<	5	U	<	5	U
Methylcyclohexane	-	0 / 12				<	2	U	<	5	U	<	5	U	<	5	U	<	5	U
Methyl tert-Butyl Ether (MTBE)	-	0 / 12				<	5	U	<	5	U	<	1	U	<	1	U	<	1	U
Methylene Chloride	-	0 / 14				<	5	U	<	1	U	<	1	U	<	1	U	<	1	U
Styrene	0.37 J	1 / 14	**Not Sampled**			0.37	1	J	<	1	U	<	1	U	<	1	U	<	1	U
Tetrachloroethene	-	0 / 14	**in 2011**			<	1	U	<	1	U	<	1	U	<	1	U	<	1	U
Toluene	-	0 / 14				<	1	U	<	1	U	<	1	U	<	1	U	<	1	U
trans-1,2-Dichloroethene	-	0 / 14				<	1	U	<	1	U	<	1	U	<	1	U	<	1	U
trans-1,3-Dichloropropene	-	0 / 14				<	1	U	<	1	U	<	1	U	<	1	U	<	1	U
Trichloroethene	-	0 / 12				<	1	U	<	1	U	<	1	U	<	1	U	<	1	U
Trichlorofluoromethane	-	0 / 12				<	2	U	<	1	U	<	1	U	<	1	U	<	1	U
Vinyl Chloride	-	0 / 14				<	1.5	U	<	1	U	<	1	U	<	1	U	<	1	U
Xylenes (total)	-	0 / 12				<	1	U	<	1	U	<	2	U	<	2	U	<	2	U
2-Chloroethyl Vinyl Ether	-	0 / 2					NA		<	5	U		NA			NA			NA	
Bromoethane	-	0 / 2					NA		<	1	U		NA			NA			NA	
m,p-Xylene	-	0 / 2					NA			NA			NA			NA			NA	
O-Xylene	-	0 / 2					NA			NA			NA			NA			NA	
Vinyl Acetate	-	0 / 2					NA		<	1	U		NA			NA			NA	
NATURAL ATTENUATION PARAMETERS																				
Methane RSK-175 (µg/L)						1.6	5	J	<	0.31	U	<	1.7	U	1.4	0.87		2.4	0.87	
Ethane RSK-175 (µg/L)			**Not Sampled**			<	5	U	<	0.61	U	<	3.5	U	1.9	3.5	J	1.5	3.5	J
Ethene RSK-175 (µg/L)			**in 2011**			<	5	U	<	0.76	U	<	1.8	U	<	1.8	U	<	1.8	U
Nitrate/Nitrite USEPA 353.2 (mg/L)						2.3	0.1		2.5	0.1		4.6	0.5	J	<	0.05	U	<	0.05	U
Alkalinity SM 2320B (mg/L)						130	5		100	20		88	2		110	8		110	8	
Sulfate USEPA 300.1 (mg/L)						22	5		17	1	J	32	10		14	1	J	16	10	

TABLE E.4-3
CORNHUSKER ARMY AMMUNITION PLANT
WELL SAMW1-VOCs AND NATURAL ATTENUATION PARAMETERS

FIELD ID			SAMW1			SAMW1			SAMW1			SAMW1			SAMW1			SAMW1		
METHOD	Maximum	Detection	8260B			8260B			8260B			8260B			8260B			8260B		
COLLECT DATE	Detection	Frequency	None			3/2/2010			3/9/2009			3/11/2008			3/19/2007			3/30/2006		
			Result	RL	Qual	Result	RL	Qual	Result	RL	Qual	Result	RL	Qual	Result	RL	Qual	Result	RL	Qual

Notes:
Analysis methods listed are accurate for most current sampling event. Previous analysis methods may be different.

< = less than reporting limit
µg/L = micrograms per liter
ID = identification number
J = estimated
mg/L = milligrams per liter
NA = not analyzed
Qual = qualifier
RL = reporting limit
RSK = Robert S. Kerr Environmental Research Laboratory
SM = Standard Method
U = nondetect
USEPA = United States Environmental Protection Agency
VOC = volatile organic compound

TABLE E.4-3
CORNHUSKER ARMY AMMUNITION PLANT
WELL SAMW1-VOCs AND NATURAL ATTENUATION PARAMETERS

FIELD ID			SAMW1			SAMW1			SAMW1			SAMW1			SAMW1			SAMW1		
METHOD	Maximum	Detection	8260B			8260B			8260B			8260B			8260B			8260B		
COLLECT DATE	Detection	Frequency	3/23/2005			3/24/2004			3/26/2003			3/27/2002			4/3/2001			3/28/2000		
			Result	RL	Qual	Result	RL	Qual	Result	RL	Qual	Result	RL	Qual	Result	RL	Qual	Result	RL	Qual
VOLATILE ORGANIC COMPOUNDS (µg/L)																				
1,1,1-Trichloroethane	-	0 / 14	<	1	U	<	1	U	<	1.0	U	<	1.0	U	<	5	U	<	1	U
1,1,2,2-Tetrachloroethane	-	0 / 14	<	1	U	<	1	U	<	1.0	U	<	1.0	U	<	5	U	<	1	U
1,1,2-Trichloro-1,2,2-trifluoroethane (Freon® 113)	1.2	1 / 12	<	1	U	<	1	U	<	1.0	U	<	1.0	U		NA			NA	
1,1,2-Trichloroethane	-	0 / 14	<	1	U	<	1	U	<	1.0	U	<	1.0	U	<	5	U	<	1	U
1,1-Dichloroethane	-	0 / 14	<	1	U	<	1	U	<	1.0	U	<	1.0	U	<	5	U	<	1	U
1,1-Dichloroethene	-	0 / 14	<	1	U	<	1	U	<	1.0	U	<	1.0	U	<	5	U	<	1	U
1,2,3-Trichlorobenzene	-	0 / 3		NA			NA			NA			NA			NA			NA	
1,2,4-Trichlorobenzene	-	0 / 12	<	1	U	<	1	U	<	1.0	U	<	1.0	U		NA			NA	
1,2-Dibromo-3-chloropropane	-	0 / 12	<	1	U	<	1	U	<	1.0	U	<	1.0	U		NA			NA	
1,2-Dibromoethane (EDB)	-	0 / 12	<	1	U	<	1	U	<	1.0	U	<	1.0	U		NA			NA	
1,2-Dichlorobenzene	-	0 / 12	<	1	U	<	1	U	<	1.0	U	<	1.0	U		NA			NA	
1,2-Dichloroethane	-	0 / 14	<	1	U	<	1	U	<	1.0	U	<	1.0	U	<	5	U	<	1	U
1,2-Dichloropropane	-	0 / 14	<	1	U	<	1	U	<	1.0	U	<	1.0	U	<	5	U	<	1	U
1,3-Dichlorobenzene	-	0 / 12	<	1	U	<	1	U	<	1.0	U	<	1.0	U		NA			NA	
1,4-Dichlorobenzene	-	0 / 12	<	1	U	<	1	U	<	1.0	U	<	1.0	U		NA			NA	
2-Butanone	-	0 / 14	<	2	U	<	2	U	<	2.0	UJ	<	5.0	U	<	50	U	<	20	U
2-Hexanone	-	0 / 14	<	2	U	<	2	U	<	2.0	UJ	<	5.0	U	<	50	U	<	20	U
4-Methyl-2-pentanone	-	0 / 14	<	2	U	<	2	U	<	2.0	UJ	<	5.0	U	<	50	U	<	10	U
Acetone	-	0 / 14	<	2	U	<	2	U	<	2.0	UJ	<	5.0	UJ	<	50	U	<	1	U
Benzene	-	0 / 14	<	1	U	<	1	U	<	1.0	U	<	1.0	U	<	5	U	<	1	U
Bromochloromethane	-	0 / 3		NA			NA			NA			NA			NA			NA	
Bromodichloromethane	-	0 / 14	<	1	U	<	1	U	<	1.0	U	<	1.0	U	<	5	U	<	1	U
Bromoform	-	0 / 14	<	1	U	<	1	U	<	1.0	U	<	1.0	U	<	5	U	<	1	U
Bromomethane	-	0 / 14	<	1	U	<	1	U	<	1.0	UJ	<	1.0	U	<	5	U	<	1	U
Carbon Disulfide	-	0 / 13	<	2	U	<	2	U	<	2.0	U	<	5.0	U		NA		<	1	U
Carbon Tetrachloride	-	0 / 14	<	1	U	<	1	U	<	1.0	U	<	1.0	U	<	5	U	<	1	U
Chlorobenzene	-	0 / 14	<	1	U	<	1	U	<	1.0	U	<	1.0	U	<	5	U	<	1	U
Chloroethane	-	0 / 14	<	1	U	<	1	U	<	1.0	U	<	1.0	U	<	5	U	<	1	U
Chloroform	-	0 / 14	<	1	U	<	1	U	<	1.0	U	<	1.0	U	<	5	U	<	1	U
Chloromethane	-	0 / 14	<	1	U	<	1	U	<	1.0	U	<	1.0	U	<	5	U	<	1	U
cis-1,2-Dichloroethene	-	0 / 14	<	1	U	<	1	U	<	1.0	U	<	1.0	U	<	5	U	<	1	U
cis-1,3-Dichloropropene	-	0 / 14	<	1	U	<	1	U	<	1.0	U	<	1.0	U	<	5	U	<	1	U

TABLE E.4-3
CORNHUSKER ARMY AMMUNITION PLANT
WELL SAMW1-VOCs AND NATURAL ATTENUATION PARAMETERS

FIELD ID			SAMW1			SAMW1			SAMW1			SAMW1			SAMW1			SAMW1		
METHOD	Maximum	Detection	8260B			8260B			8260B			8260B			8260B			8260B		
COLLECT DATE	Detection	Frequency	3/23/2005			3/24/2004			3/26/2003			3/27/2002			4/3/2001			3/28/2000		
			Result	RL	Qual	Result	RL	Qual	Result	RL	Qual	Result	RL	Qual	Result	RL	Qual	Result	RL	Qual
Cyclohexane	-	0 / 12	<	1	U	<	1	U	<	1.0	U	<	1.0	U		NA			NA	
Dibromochloromethane	-	0 / 14	<	1	U	<	1	U	<	1.0	U	<	1.0	U	<	5	U	<	1	U
Dichlorodifluoromethane (Freon® 12)	-	0 / 12	<	1	U	<	1	U	<	1.0	U	<	1.0	U		NA			NA	
Ethylbenzene	-	0 / 14	<	1	U	<	1	U	<	1.0	U	<	1.0	U	<	5	U	<	1	U
Isopropylbenzene	-	0 / 12	<	1	U	<	1	U	<	1.0	U	<	1.0	U		NA			NA	
Methyl Acetate	-	0 / 12	<	1	U	<	1	U	<	1.0	U	<	1.0	U		NA			NA	
Methylcyclohexane	-	0 / 12	<	1	U	<	1	U	<	1.0	U	<	1.0	U		NA			NA	
Methyl tert-Butyl Ether (MTBE)	-	0 / 12	<	1	U	<	1	U	<	1.0	U	<	1.0	U		NA			NA	
Methylene Chloride	-	0 / 14	<	1	U	<	1	U	<	1.0	U	<	1.0	U	<	10	U	<	1	U
Styrene	0.37 J	1 / 14	<	1	U	<	1	U	<	1.0	U	<	1.0	U	<	5	U	<	1	U
Tetrachloroethene	-	0 / 14	<	1	U	<	1	U	<	1.0	U	<	1.0	U	<	5	U	<	1	U
Toluene	-	0 / 14	<	1	U	<	1	U	<	1.0	U	<	1.0	U	<	5	U	<	1	U
trans-1,2-Dichloroethene	-	0 / 14	<	1	U	<	1	U	<	1.0	U	<	1.0	U	<	5	U	<	1	U
trans-1,3-Dichloropropene	-	0 / 14	<	1	U	<	1	U	<	1.0	U	<	1.0	U	<	5	U	<	1	U
Trichloroethene	-	0 / 12	<	1	U	<	1	U	<	1.0	U	<	1.0	U		NA			NA	
Trichlorofluoromethane	-	0 / 12	<	1	U	<	1	U	<	1.0	U	<	1.0	U		NA			NA	
Vinyl Chloride	-	0 / 14	<	3	U	<	1	U	<	1.0	U	<	1.0	U	<	5	U	<	1	U
Xylenes (total)	-	0 / 12	<	3	U	<	1	U	<	1.0	U	<	1.0	U	<	5	U	<	1	U
2-Chloroethyl Vinyl Ether	-	0 / 2		NA			NA			NA			NA		<	5	U		NA	
Bromoethane	-	0 / 2		NA			NA			NA			NA		<	5	U		NA	
m,p-Xylene	-	0 / 2		NA			NA			NA			NA			NA			NA	
O-Xylene	-	0 / 2		NA			NA			NA			NA			NA			NA	
Vinyl Acetate	-	0 / 2		NA			NA			NA			NA		<	5	U		NA	
NATURAL ATTENUATION PARAMETERS																				
Methane RSK-175 (µg/L)				0.87		75	2			NA			NA			NA			NA	
Ethane RSK-175 (µg/L)			<	1.7	U	<	4	U		NA			NA			NA			NA	
Ethene RSK-175 (µg/L)			<	1.8	U	<	3	U		NA			NA			NA			NA	
Nitrate/Nitrite USEPA 353.2 (mg/L)			<	0.05		<	0.4	U	11.0	0.1		0.47	0.10		0.778	0.5		2.45	0.5	
Alkalinity SM 2320B (mg/L)			230	8		230	5		190	5.0		190	5.0		202	5		205	0.5	
Sulfate USEPA 300.1 (mg/L)				10		44	2		43	5.0		48	5.0		58.8	5		67.9	5	

TABLE E.4-3
CORNHUSKER ARMY AMMUNITION PLANT
WELL SAMW1-VOCs AND NATURAL ATTENUATION PARAMETERS

FIELD ID			SAMW1			SAMW1			SAMW1			SAMW1			SAMW1			SAMW1		
METHOD	Maximum	Detection	8260B			8260B			8260B			8260B			8260B			8260B		
COLLECT DATE	Detection	Frequency	3/23/2005			3/24/2004			3/26/2003			3/27/2002			4/3/2001			3/28/2000		
			Result	RL	Qual	Result	RL	Qual	Result	RL	Qual	Result	RL	Qual	Result	RL	Qual	Result	RL	Qual

Notes:
Analysis methods listed are accurate for most current
sampling event. Previous analysis methods may be different.

< = less than reporting limit
µg/L = micrograms per liter
ID = identification number
J = estimated
mg/L = milligrams per liter
NA = not analyzed
Qual = qualifier
RL = reporting limit
RSK = Robert S. Kerr Environmental Research Laboratory
SM = Standard Method
U = nondetect
USEPA = United States Environmental Protection Agency
VOC = volatile organic compound

TABLE E.4-4
CORNHUSKER ARMY AMMUNITION PLANT
WELL SHGW02-VOCs AND NATURAL ATTENUATION PARAMETERS

FIELD ID			SHGW02					SHGW02					SHGW02				
METHOD	Maximum	Detection	8260B					8260B					8260B				
COLLECT DATE	Detection	Frequency	3/23/2018					3/7/2017					8/15/2016				
			Result	Qual	DL	LOD	LOQ	Result	DL	LOD	LOQ	Qual	Result	DL	LOD	LOQ	Qual
VOLATILE ORGANIC COMPOUNDS (µg/L)																	
1,1,1-Trichloroethane	-	0 / 18	<	U	0.16	0.40	1	<	0.16	0.40	1.0	U	<	0.16	0.40	1.0	U
1,1,2,2-Tetrachloroethane	-	0 / 18	<	U	0.20	0.80	1	<	0.20	0.80	1.0	U	<	0.20	0.80	1.0	U
1,1,2-Trichloro-1,2,2-trifluoroethane (Freon® 113)	-	0 / 16	<	U	0.79	1.6	3	<	0.79	1.6	3.0	U	<	0.79	1.6	3.0	U
1,1,2-Trichloroethane	88	15 / 18	2.9		0.32	0.80	1	<	0.32	0.80	1.0	U	2.1	0.32	0.80	1.0	
1,1-Dichloroethane	-	0 / 18	<	U	0.16	0.80	1	<	0.16	0.80	1.0	U	<	0.16	0.80	1.0	U
1,1-Dichloroethene	-	0 / 18	<	U	0.14	0.80	1	<	0.14	0.80	1.0	U	<	0.14	0.80	1.0	U
1,2,3-Trichlorobenzene	-	0 / 7	<	U	0.18	0.80	1	<	0.18	0.80	1.0	U	<	0.18	0.80	1.0	U
1,2,4-Trichlorobenzene	-	0 / 16	<	U	0.32	0.80	1	<	0.32	0.80	1.0	U	<	0.32	0.80	1.0	U
1,2-Dibromo-3-chloropropane	-	0 / 16	<	U	0.81	1.6	5	<	0.81	1.6	5.0	U	<	0.81	1.6	5.0	U
1,2-Dibromoethane (EDB)	-	0 / 16	<	U	0.13	0.40	1	<	0.18	0.40	1.0	U	<	0.18	0.40	1.0	U
1,2-Dichlorobenzene	-	0 / 16	<	U	0.13	0.40	1	<	0.13	0.40	1.0	U	<	0.13	0.40	1.0	U
1,2-Dichloroethane	27	13 / 18	11		0.13	0.40	1.0	1.9	0.13	0.40	1.0		7.9	0.13	0.40	1.0	
1,2-Dichloropropane	-	0 / 18	<	U	0.16	0.40	1.0	<	0.13	0.40	1.0	U	<	0.13	0.40	1.0	U
1,3-Dichlorobenzene	-	0 / 16	<	U	0.16	0.40	1.0	<	0.16	0.40	1.0	U	<	0.16	0.40	1.0	U
1,4-Dichlorobenzene	-	0 / 16	<	U	1.8	0.40	1.0	<	0.16	0.40	1.0	U	<	0.16	0.40	1.0	U
2-Butanone	290	7 / 18	<	U	1.4	4.0	6.0	5.7	1.8	4.0	6.0	J	35	1.8	4.0	6.0	
2-Hexanone	60	6 / 18	15		1	4.0	5.0	<	1.4	4.0	5.0	U	60	1.4	4.0	5.0	
4-Methyl-2-pentanone	11	4 / 18	<	U	1.9	3.2	5.0	<	1.0	3.2	5.0	U	<	1.0	3.2	5.0	U
Acetone	450	7 / 17	<	U	0.16	6.4	10	8	1.9	6.4	10	J	21	1.9	6.4	10	
Benzene	0.49 J	4 / 18	<	U	0.1	0.40	1.0	<	0.16	0.40	1.0	U	<	0.16	0.40	1.0	U
Bromochloromethane	-	0 / 7	<	U	0.17	0.20	1.0	<	0.10	0.20	1.0	U	<	0.10	0.20	1.0	U
Bromodichloromethane	-	0 / 18	<	U	0.19	0.40	1.0	<	0.17	0.40	1.0	U	<	0.17	0.40	1.0	U
Bromoform	-	0 / 18	<	U	0.21	0.40	1.0	<	0.19	0.40	1.0	U	<	0.19	0.40	1.0	U
Bromomethane	-	0 / 18	<	U	0.45	0.80	2.0	<	0.21	0.80	2.0	U	<	0.21	0.80	2.0	U
Carbon Disulfide	-	0 / 17	<	U	0.19	1.6	2.0	<	0.45	1.6	2.0	U	<	0.45	1.6	2.0	U
Carbon Tetrachloride	-	0 / 18	<	U	0.17	0.40	2.0	<	0.19	0.40	2.0	U	<	0.19	0.40	2.0	U
Chlorobenzene	-	0 / 18	<	U	0.41	0.40	1.0	<	0.17	0.40	1.0	U	<	0.17	0.40	1.0	U
Chloroethane	0.9 J	6 / 18	1.8	J	0.16	1.6	2.0	0.49	0.41	1.6	2.0	J	0.76	0.41	1.6	2.0	J
Chloroform	-	0 / 18	<	U	0.3	0.40	1.0	<	0.16	0.40	1.0	U	<	0.16	0.40	1.0	U
Chloromethane	-	0 / 18	<	U	0.15	0.80	2.0	<	0.3	0.80	2.0	U	<	0.30	0.80	2.0	U
cis-1,2-Dichloroethene	-	0 / 18	<	U	0.16	0.40	1.0	<	0.15	0.40	1.0	U	<	0.15	0.40	1.0	U
cis-1,3-Dichloropropene	-	0 / 18	<	U	0.28	0.40	1.0	<	0.16	0.40	1.0	U	<	0.16	0.40	1.0	U

TABLE E.4-4
CORNHUSKER ARMY AMMUNITION PLANT
WELL SHGW02-VOCs AND NATURAL ATTENUATION PARAMETERS

FIELD ID			SHGW02					SHGW02					SHGW02				
METHOD	Maximum	Detection	8260B					8260B					8260B				
COLLECT DATE	Detection	Frequency	3/23/2018					3/7/2017					8/15/2016				
			Result	Qual	DL	LOD	LOQ	Result	DL	LOD	LOQ	Qual	Result	DL	LOD	LOQ	Qual
Cyclohexane	-	0 / 16	<	U	0.17	0.80	2.0	<	0.28	0.80	2.0	U	<	0.28	0.80	2.0	U
Dibromochloromethane	-	0 / 18	<	U	0.31	0.40	1.0	<	0.17	0.40	1.0	U	<	0.17	0.40	1.0	U
Dichlorodifluoromethane (Freon® 12)	-	0 / 16	<	U	0.16	0.80	2.0	<	0.31	0.80	2.0	U	<	0.31	0.80	2.0	U
Ethylbenzene	-	0 / 18	<	U	0.18	0.40	1.0	<	0.16	0.40	1.0	U	<	0.16	0.40	1.0	U
Isopropylbenzene	-	0 / 16	<	U	0.19	0.40	1.0	<	0.19	0.40	1.0	U	<	0.19	0.40	1.0	U
Methyl Acetate	42.2	1 / 16	<	U	1.6	4.0	5.0	<	1.6	4.0	5.0	U	<	1.6	4.0	5.0	U
Methylcyclohexane	-	0 / 16	<	U	0.25	0.80	2.0	<	0.25	0.80	5.0	U	<	0.25	0.80	5.0	U
Methyl tert-Butyl Ether (MTBE)	-	0 / 16	<	U	0.36	0.80	5.0	<	0.36	0.80	2.0	U	<	0.36	0.80	2.0	U
Methylene Chloride	-	0 / 18	<	U	0.32	0.80	5.0	<	0.32	0.40	5.0	U	<	0.32	0.80	5.0	U
Styrene	-	0 / 18	<	U	0.17	0.40	1.0	<	0.17	0.40	1.0	U	<	0.17	0.40	1.0	U
Tetrachloroethene	1.1	1 / 18	<	U	0.20	0.40	1.0	<	0.20	0.40	1.0	U	<	0.2	0.40	1.0	U
Toluene	0.33 J	2 / 18	<	U	0.17	0.4	1.0	<	0.17	0.4	1.0	U	<	0.17	0.40	1.0	U
trans-1,2-Dichloroethene	-	0 / 18	<	U	0.15	0.40	1.0	<	0.15	0.40	1.0	U	<	0.15	0.40	1.0	U
trans-1,3-Dichloropropene	-	0 / 18	<	U	0.19	0.40	1.0	<	0.19	0.40	1.0	U	<	0.19	0.40	1.0	U
Trichloroethene	-	0 / 16	<	U	0.16	0.40	1.0	<	0.16	0.40	1.0	U	<	0.16	0.40	1.0	U
Trichlorofluoromethane	-	0 / 16	<	U	0.29	0.80	2.0	<	0.29	0.80	2.0	U	<	0.29	0.80	2.0	U
Vinyl Chloride	3.5	3 / 18	3.5		0.10	0.20	1.5	<	0.10	0.20	1.5	U	0.46	0.10	0.20	1.5	J
Xylenes (total)	-	0 / 16	<	U	0.19	0.80	2.0	<	0.19	0.80	2.0	U	<	0.19	0.80	2.0	U
2-Chloroethyl Vinyl Ether	-	0 / 2			NA				NA						NA		
Bromoethane	-	0 / 2			NA				NA						NA		
m,p-Xylene	-	0 / 2			NA				NA						NA		
O-Xylene	-	0 / 2			NA				NA						NA		
Vinyl Acetate	-	0 / 2			NA				NA						NA		
NATURAL ATTENUATION PARAMETERS																	
Methane RSK-175 (µg/L)			20000		0.65	2.4	15	18000	0.44	1.6	10		20000	0.44	1.6	10	
Ethane RSK-175 (µg/L)			<	U	0.57	1.5	5.0	<	0.57	1.5	5.0	U	<	0.57	1.5	5.0	U
Ethene RSK-175 (µg/L)			<	U	0.4	1.4	5.0	<	0.4	1.4	5.0	U	<	0.40	1.4	5.0	U
Nitrate/Nitrite USEPA 353.2 (mg/L)			<	UJ	0.019	0.050	0.10	<	0.019	0.050	0.10	U	<	0.019	0.050	0.10	U
Alkalinity SM 2320B (mg/L)			230		1.1	3.2	5.0	240	1.1	3.2	5.0		260	1.1	3.2	5.0	
Sulfate USEPA 300.1 (mg/L)			8.3		0.23	0.50	5.0	2.2	0.23	0.50	5.0	J	9.6	0.23	0.50	5.0	

TABLE E.4-4
CORNHUSKER ARMY AMMUNITION PLANT
WELL SHGW02-VOCs AND NATURAL ATTENUATION PARAMETERS

FIELD ID			SHGW02					SHGW02					SHGW02				
METHOD	Maximum	Detection	8260B					8260B					8260B				
COLLECT DATE	Detection	Frequency	3/23/2018					3/7/2017					8/15/2016				
			Result	Qual	DL	LOD	LOQ	Result	DL	LOD	LOQ	Qual	Result	DL	LOD	LOQ	Qual

Notes:
Analysis methods listed are accurate for most current sampling event. Previous analysis methods may be different.

< = less than reporting limit
µg/L = micrograms per liter
ID = identification number
J = estimated
LOQ = limit of quantification
mg/L = milligrams per liter
NA = not analyzed
Qual = qualifier
RL = reporting limit
SM = Standard Method
U = nondetect
RSK = Robert S. Kerr Environmental Research Laboratory
USEPA = United States Environmental Protection Agency
VOC = volatile organic compounds

TABLE E.4-4
CORNHUSKER ARMY AMMUNITION PLANT
WELL SHGW02-VOCs AND NATURAL ATTENUATION PARAMETERS

FIELD ID				SHGW02					SHGW02			SHGW02			SHGW02			SHGW02		
METHOD	Maximum	Detection		8260B					8260B			8260B			8260B			8260B		
COLLECT DATE	Detection	Frequency		8/14/2015					8/20/2014			3/15/2013			3/8/2012			None		
				Result	DL	LOD	LOQ	Qual	Result	LOQ	Qual	Result	RL	Qual	Result	RL	Qual	Result	RL	Qual
VOLATILE ORGANIC COMPOUNDS (µg/L)																				
1,1,1-Trichloroethane	-	0	/ 18	<	0.16	0.40	1.0	U	<	1	U	<	1	U	<	1	U			
1,1,2,2-Tetrachloroethane	-	0	/ 18	<	0.20	0.80	1.0	U	<	1	U	<	1	U	<	1	U			
1,1,2-Trichloro-1,2,2-trifluoroethane (Freon® 113)	-	0	/ 16	<	0.79	1.6	3.0	U	<	3	U	<	1	U	<	1	U			
1,1,2-Trichloroethane	88	15	/ 18	<	0.32	0.80	1.0	U	0.69	1	J	<	1	U	0.7	1	J			
1,1-Dichloroethane	-	0	/ 18	<	0.16	0.80	1.0	U	<	1	U	<	1	U	<	1	U			
1,1-Dichloroethene	-	0	/ 18	<	0.14	0.80	1.0	U	<	0.5	U	<	0.5	U	<	0.5	U			
1,2,3-Trichlorobenzene	-	0	/ 7	<	0.18	0.80	1.0	U	<	2	U	<	2	U	<	2	U			
1,2,4-Trichlorobenzene	-	0	/ 16	<	0.32	0.80	1.0	U	<	1	U	<	1	U	<	1	U			
1,2-Dibromo-3-chloropropane	-	0	/ 16	<	0.81	1.6	5.0	U	<	5	U	<	2	U	<	2	U			
1,2-Dibromoethane (EDB)	-	0	/ 16	<	0.18	0.40	1.0	U	<	1	U	<	1	U	<	1	U			
1,2-Dichlorobenzene	-	0	/ 16	<	0.13	0.40	1.0	U	<	1	U	<	1	U	<	1	U			
1,2-Dichloroethane	27	13	/ 18	3.3	0.13	0.40	1.0		6.3	1		3.9	0.5		<	0.5	U	**Not Sampled**		
1,2-Dichloropropane	-	0	/ 18	<	0.13	0.40	1.0	U	<	1	U	<	1	U	<	1	U	**in 2011**		
1,3-Dichlorobenzene	-	0	/ 16	<	0.16	0.40	1.0	U	<	1	U	<	2	U	<	2	U			
1,4-Dichlorobenzene	-	0	/ 16	<	0.16	0.40	1.0	U	<	1	U	<	3	U	<	3	U			
2-Butanone	290	7	/ 18	17	1.8	4.0	6.0		130	6		12.4	4		99.7	4				
2-Hexanone	60	6	/ 18	32	1.4	4.0	5.0	J	32	5		<	4	U	6.2	4				
4-Methyl-2-pentanone	11	4	/ 18	1.5	1.0	3.2	5.0	J	6.4	5	J	2.1	4	J	<	4	U			
Acetone	450	7	/ 17	19	1.9	6.4	10		120	10		44.6	10		144	10	J			
Benzene	0.49 J	4	/ 18	0.17	0.16	0.40	1.0	J	0.36	1	U	<	0.5	U	0.52	0.5				
Bromochloromethane	-	0	/ 7	<	0.10	0.20	1.0	U	<	1	U	<	1	U	<	1	U			
Bromodichloromethane	-	0	/ 18	<	0.17	0.40	1.0	U	<	1	U	<	0.5	U	<	0.5	U			
Bromoform	-	0	/ 18	<	0.19	0.40	1.0	U	<	1	U	<	1	U	<	1	U			
Bromomethane	-	0	/ 18	<	0.21	0.80	2.0	U	<	2	U	<	1	U	<	1	U			
Carbon Disulfide	-	0	/ 17	<	0.45	1.6	2.0	U	<	2	U	<	1	U	<	1	U			
Carbon Tetrachloride	-	0	/ 18	<	0.19	0.40	2.0	U	<	2	U	<	0.5	U	<	0.5	U			
Chlorobenzene	-	0	/ 18	<	0.17	0.40	1.0	U	<	1	U	<	0.5	U	<	0.5	U			
Chloroethane	0.9 J	6	/ 18	0.62	0.41	1.6	2.0	J	0.9	2	J	<	2	U	<	1.4	U			
Chloroform	-	0	/ 18	<	0.16	0.40	1.0	U	<	1	U	<	0.5	U	<	0.5	U			
Chloromethane	-	0	/ 18	<	0.3	0.80	2.0	U	<	2	U	<	1	U	<	1	U			
cis-1,2-Dichloroethene	-	0	/ 18	<	0.15	0.40	1.0	U	<	1	U	<	0.5	U	<	0.5	U			
cis-1,3-Dichloropropene	-	0	/ 18	<	0.16	0.40	1.0	U	<	1	U	<	1	U	<	1	U			

TABLE E.4-4
CORNHUSKER ARMY AMMUNITION PLANT
WELL SHGW02-VOCs AND NATURAL ATTENUATION PARAMETERS

FIELD ID			SHGW02					SHGW02			SHGW02			SHGW02			SHGW02		
METHOD	Maximum	Detection	8260B					8260B			8260B			8260B			8260B		
COLLECT DATE	Detection	Frequency	8/14/2015					8/20/2014			3/15/2013			3/8/2012			None		
			Result	DL	LOD	LOQ	Qual	Result	LOQ	Qual	Result	RL	Qual	Result	RL	Qual	Result	RL	Qual
Cyclohexane	-	0 / 16	<	0.28	0.80	2.0	U	<	2	U	<	1	U	<	1	U			
Dibromochloromethane	-	0 / 18	<	0.17	0.40	1.0	U	<	1	U	<	0.26	U	<	0.26	U			
Dichlorodifluoromethane (Freon® 12)	-	0 / 16	<	0.31	0.80	2.0	U	<	2	U	<	1.2	U	<	1.2	U			
Ethylbenzene	-	0 / 18	<	0.16	0.40	1.0	U	<	1	U	<	0.5	U	<	0.5	U			
Isopropylbenzene	-	0 / 16	<	0.19	0.40	1.0	U	<	1	U	<	0.5	U	<	0.5	U			
Methyl Acetate	42.2	1 / 16	<	1.6	4.0	5.0	U	<	5	U	<	1	U	42.2	1				
Methylcyclohexane	-	0 / 16	<	0.25	0.80	5.0	U	<	2	U	<	1	U	<	1	U			
Methyl tert-Butyl Ether (MTBE)	-	0 / 16	<	0.36	0.80	2.0	U	<	5	U	<	1	U	<	1	U			
Methylene Chloride	-	0 / 18	<	0.32	0.40	5.0	U	<	5	U	<	5	U	<	1	U			
Styrene	-	0 / 18	<	0.17	0.40	1.0	U	<	1	U	<	1	U	<	1	U	**Not Sampled**		
Tetrachloroethene	1.1	1 / 18	<	0.20	0.40	1.0	U	<	1	U	<	0.5	U	<	0.5	U	**in 2011**		
Toluene	0.33 J	2 / 18	<	0.17	0.4	1.0	U	0.23	1	J	0.33	1	J	<	1	U			
trans-1,2-Dichloroethene	-	0 / 18	<	0.15	0.40	1.0	U	<	1	U	<	0.66	U	<	0.66	U			
trans-1,3-Dichloropropene	-	0 / 18	<	0.19	0.40	1.0	U	<	1	U	<	1	U	<	1	U			
Trichloroethene	-	0 / 16	<	0.16	0.40	1.0	U	<	1	U	<	0.5	U	<	0.5	U			
Trichlorofluoromethane	-	0 / 16	<	0.29	0.80	2.0	U	<	1	U	<	1	U	<	1	U			
Vinyl Chloride	3.5	3 / 18	<	0.10	0.20	1.5	U	<	1.2	U	<	1	U	<	1	U			
Xylenes (total)	-	0 / 16	<	0.19	0.80	2.0	U	<	2	U		NA			NA				
2-Chloroethyl Vinyl Ether	-	0 / 2		NA					NA			NA			NA				
Bromoethane	-	0 / 2		NA					NA			NA			NA				
m,p-Xylene	-	0 / 2		NA					NA		<	0.46	U	<	0.46	U			
O-Xylene	-	0 / 2		NA					NA		<	1	U	<	5	U			
Vinyl Acetate	-	0 / 2		NA					NA			NA			NA				
NATURAL ATTENUATION PARAMETERS																			
Methane RSK-175 (µg/L)			18000	0.44	1.6	10		12000	5		4800	500		2200	250				
Ethane RSK-175 (µg/L)			<	0.57	1.5	5.0	U	<	5	U	<	1.2	U	<	1.2	U	**Not Sampled**		
Ethene RSK-175 (µg/L)			<	0.4	1.4	5.0	U	<	5	U	<	1	U	<	1	U	**in 2011**		
Nitrate/Nitrite USEPA 353.2 (mg/L)			<	0.019	0.050	0.10	U	<	0.1	U	<	0.1	U	<	0.1	U			
Alkalinity SM 2320B (mg/L)			240	1.1	3.2	5.0		270	5		205	1.25		180	1.25				
Sulfate USEPA 300.1 (mg/L)			2.2	0.23	0.50	5.0	J	<	5	U	3.5	1		1.9	1				

TABLE E.4-4
CORNHUSKER ARMY AMMUNITION PLANT
WELL SHGW02-VOCs AND NATURAL ATTENUATION PARAMETERS

FIELD ID			SHGW02					SHGW02			SHGW02			SHGW02			SHGW02		
METHOD	Maximum	Detection	8260B					8260B			8260B			8260B			8260B		
COLLECT DATE	Detection	Frequency	8/14/2015					8/20/2014			3/15/2013			3/8/2012			None		
			Result	DL	LOD	LOQ	Qual	Result	LOQ	Qual	Result	RL	Qual	Result	RL	Qual	Result	RL	Qual

Notes:
Analysis methods listed are accurate for most current sampling event. Previous analysis methods may be different.

< = less than reporting limit
µg/L = micrograms per liter
ID = identification number
J = estimated
LOQ = limit of quantification
mg/L = milligrams per liter
NA = not analyzed
Qual = qualifier
RL = reporting limit
SM = Standard Method
U = nondetect
RSK = Robert S. Kerr Environmental Research Laboratory
USEPA = United States Environmental Protection Agency
VOC = volatile organic compounds

TABLE E.4-4
CORNHUSKER ARMY AMMUNITION PLANT
WELL SHGW02-VOCs AND NATURAL ATTENUATION PARAMETERS

FIELD ID			SHGW02			SHGW02			SHGW02			SHGW02			SHGW02			SHGW02		
METHOD	Maximum	Detection	8260B			8260B			8260B			8260B			8260B			8260B		
COLLECT DATE	Detection	Frequency	3/3/2010			3/9/2009			3/12/2008			3/20/2007			3/29/2006			3/24/2005		
			Result	RL	Qual	Result	RL	Qual	Result	RL	Qual	Result	RL	Qual	Result	RL	Qual	Result	RL	Qual
VOLATILE ORGANIC COMPOUNDS (µg/L)																				
1,1,1-Trichloroethane	-	0 / 18	<	1	U	<	1	U	<	1	U	<	1	U	<	1	U	<	3	U
1,1,2,2-Tetrachloroethane	-	0 / 18	<	1	U	<	1	U	<	1	U	<	1	U	<	1	U	<	3	U
1,1,2-Trichloro-1,2,2-trifluoroethane (Freon® 113)	-	0 / 16	<	3	U	<	1	U	<	1	U	<	1	U	<	1	U	<	3	U
1,1,2-Trichloroethane	88	15 / 18	1.1	1		15	1		47	1		37	1		50	1		7.6	3	
1,1-Dichloroethane	-	0 / 18	<	1	U	<	1	U	<	1	U	<	1	U	<	1	U	<	3	U
1,1-Dichloroethene	-	0 / 18	<	1	U	<	1	U	<	1	U	<	1	U	<	1	U	<	3	U
1,2,3-Trichlorobenzene	-	0 / 7		NA			NA			NA			NA			NA			NA	
1,2,4-Trichlorobenzene	-	0 / 16	<	1	U	<	1	U	<	1	U	<	1	U	<	1	U	<	3	U
1,2-Dibromo-3-chloropropane	-	0 / 16	<	5	U	<	1	U	<	1	U	<	1	U	<	1	U	<	3	U
1,2-Dibromoethane (EDB)	-	0 / 16	<	1	U	<	1	U	<	1	U	<	1	U	<	1	U	<	3	U
1,2-Dichlorobenzene	-	0 / 16	<	1	U	<	1	U	<	1	U	<	1	U	<	1	U	<	3	U
1,2-Dichloroethane	27	13 / 18	14	1		0.36	1	J	27	1		<	1	U	1	1	J	1.4	3	J
1,2-Dichloropropane	-	0 / 18	<	1	U	<	1	U	<	1	U	<	1	U	<	1	U	<	3	U
1,3-Dichlorobenzene	-	0 / 16	<	1	U	<	1	U	<	1	U	<	1	U	<	1	U	<	3	U
1,4-Dichlorobenzene	-	0 / 16	<	1	U	<	1	U	<	1	U	<	1	U	<	1	U	<	3	U
2-Butanone	290	7 / 18	290	24		<	1	U	<	5	U	<	5	U	<	5	U	<	10	U
2-Hexanone	60	6 / 18	9.3	5		<	5	U	<	5	U	<	5	U	<	5	U	<	10	U
4-Methyl-2-pentanone	11	4 / 18	11	5		<	5	U	<	5	U	<	5	U	<	5	U	<	10	U
Acetone	450	7 / 17	450	40		<	5	U	<	5	U	<	5	U	<	5	U	<	10	U
Benzene	0.49 J	4 / 18	0.49	1	J	<	1	U	<	1	U	<	1	U	<	1	U	<	3	U
Bromochloromethane	-	0 / 7		NA			NA			NA			NA			NA			NA	
Bromodichloromethane	-	0 / 18	<	1	U	<	1	U	<	1	U	<	1	U	<	1	U	<	3	U
Bromoform	-	0 / 18	<	1	UJ	<	1	U	<	1	U	<	1	U	<	1	U	<	3	U
Bromomethane	-	0 / 18	<	2	U	<	1	U	<	1	U	<	1	U	<	1	U	<	3	U
Carbon Disulfide	-	0 / 17	<	2	U	<	1	U	<	1	U	<	1	U	<	1	U	<	3	U
Carbon Tetrachloride	-	0 / 18	<	2	U	<	1	U	<	1	U	<	1	U	<	1	U	<	3	U
Chlorobenzene	-	0 / 18	<	1	U	<	1	U	<	1	U	<	1	U	<	1	U	<	3	U
Chloroethane	0.9 J	6 / 18	<	2	U	<	1	U	0.61	1	J	<	1	U	<	1	U	<	3	U
Chloroform	-	0 / 18	<	1	U	<	1	U	<	1	U	<	1	U	<	1	U	<	3	U
Chloromethane	-	0 / 18	<	2	U	<	1	U	<	1	U	<	1	U	<	1	U	<	3	U
cis-1,2-Dichloroethene	-	0 / 18	<	1	U	<	1	U	<	1	U	<	1	U	<	1	U	<	3	U
cis-1,3-Dichloropropene	-	0 / 18	<	1	U	<	1	U	<	1	U	<	1	U	<	1	U	<	3	U

TABLE E.4-4
CORNHUSKER ARMY AMMUNITION PLANT
WELL SHGW02-VOCs AND NATURAL ATTENUATION PARAMETERS

FIELD ID			SHGW02			SHGW02			SHGW02			SHGW02			SHGW02			SHGW02		
METHOD	Maximum	Detection	8260B			8260B			8260B			8260B			8260B			8260B		
COLLECT DATE	Detection	Frequency	3/3/2010			3/9/2009			3/12/2008			3/20/2007			3/29/2006			3/24/2005		
			Result	RL	Qual	Result	RL	Qual	Result	RL	Qual	Result	RL	Qual	Result	RL	Qual	Result	RL	Qual
Cyclohexane	-	0 / 16	<	2	U	<	1	U	<	1	U	<	1	U	<	1	U	<	3	U
Dibromochloromethane	-	0 / 18	<	1	U	<	1	U	<	1	U	<	1	U	<	1	U	<	3	U
Dichlorodifluoromethane (Freon® 12)	-	0 / 16	<	2	U	<	1	U	<	1	U	<	1	U	<	1	U	<	1	U
Ethylbenzene	-	0 / 18	<	1	U	<	1	U	<	1	U	<	1	U	<	1	U	<	3	U
Isopropylbenzene	-	0 / 16	<	1	U	<	1	U	<	1	U	<	1	U	<	1	U	<	3	U
Methyl Acetate	42.2	1 / 16	<	5	U	<	2	U	<	5	U	<	5	U	<	5	U	<	3	U
Methylcyclohexane	-	0 / 16	<	2	U	<	5	U	<	5	U	<	5	U	<	5	U	<	3	U
Methyl tert-Butyl Ether (MTBE)	-	0 / 16	<	5	U	<	5	U	<	1	U	<	1	U	<	1	U	<	3	U
Methylene Chloride	-	0 / 18	<	5	U	<	1	U	<	1	U	<	1	U	<	1	U	<	3	U
Styrene	-	0 / 18	<	1	U	<	1	U	<	1	U	<	1	U	<	1	U	<	3	U
Tetrachloroethene	1.1	1 / 18	<	1	U	<	1	U	<	1	U	<	1	U	<	1	U	<	3	UJ
Toluene	0.33 J	2 / 18	<	1	U	<	1	U	<	1	U	<	1	U	<	1	U	<	3	U
trans-1,2-Dichloroethene	-	0 / 18	<	1	U	<	1	U	<	1	U	<	1	U	<	1	U	<	3	U
trans-1,3-Dichloropropene	-	0 / 18	<	1	U	<	1	U	<	1	U	<	1	U	<	1	U	<	3	U
Trichloroethene	-	0 / 16	<	1	U	<	1	U	<	1	U	<	1	U	<	1	U	<	3	U
Trichlorofluoromethane	-	0 / 16	<	2	U	<	1	U	<	1	U	<	1	U	<	1	U	<	3	U
Vinyl Chloride	3.5	3 / 18	<	1.5	U	<	1	U	0.34	1	J	<	1	U	<	1	U	<	3	U
Xylenes (total)	-	0 / 16	<	1	U	<	1	U	<	2	U	<	2	U	<	2	U	<	3	U
2-Chloroethyl Vinyl Ether	-	0 / 2		NA		<	5	U		NA			NA			NA			NA	
Bromoethane	-	0 / 2		NA		<	1	U		NA			NA			NA			NA	
m,p-Xylene	-	0 / 2		NA			NA			NA			NA			NA			NA	
O-Xylene	-	0 / 2		NA			NA			NA			NA			NA			NA	
Vinyl Acetate	-	0 / 2		NA		<	1	U		NA			NA			NA			NA	
NATURAL ATTENUATION PARAMETERS																				
Methane RSK-175 (µg/L)			18000	250		200	0.31		88	1.7		<	0.87	U	0.37	0.87	J	110	0.87	
Ethane RSK-175 (µg/L)			31	5		<	0.61	U	300	2		<	3.5	U	2.9	3.5	J	<	1.7	U
Ethene RSK-175 (µg/L)			<	5	U	<	0.76	U	34	10		<	1.8	U	<	1.8	U	<	1.8	U
Nitrate/Nitrite USEPA 353.2 (mg/L)			<	0.1	U	3.7	0.25		<	3.5	U	12	1		4.2	0.1		1.4	0.05	
Alkalinity SM 2320B (mg/L)			350	5		170	20		<	1.8	U	160	8		160	8		210	8	
Sulfate USEPA 300.1 (mg/L)			<	5	U	27	2		4.3	0.5		53	10		53	10		31	10	

TABLE E.4-4
CORNHUSKER ARMY AMMUNITION PLANT
WELL SHGW02-VOCs AND NATURAL ATTENUATION PARAMETERS

FIELD ID			SHGW02			SHGW02			SHGW02			SHGW02			SHGW02			SHGW02		
METHOD	Maximum	Detection	8260B			8260B			8260B			8260B			8260B			8260B		
COLLECT DATE	Detection	Frequency	3/3/2010			3/9/2009			3/12/2008			3/20/2007			3/29/2006			3/24/2005		
			Result	RL	Qual	Result	RL	Qual	Result	RL	Qual	Result	RL	Qual	Result	RL	Qual	Result	RL	Qual

Notes:
Analysis methods listed are accurate for most current sampling event. Previous analysis methods may be different.

< = less than reporting limit
µg/L = micrograms per liter
ID = identification number
J = estimated
LOQ = limit of quantification
mg/L = milligrams per liter
NA = not analyzed
Qual = qualifier
RL = reporting limit
SM = Standard Method
U = nondetect
RSK = Robert S. Kerr Environmental Research Laboratory
USEPA = United States Environmental Protection Agency
VOC = volatile organic compounds

TABLE E.4-4
CORNHUSKER ARMY AMMUNITION PLANT
WELL SHGW02-VOCs AND NATURAL ATTENUATION PARAMETERS

FIELD ID			SHGW02			SHGW02			SHGW02			SHGW02			SHGW02		
METHOD	Maximum	Detection	8260B			8260B			8260B			8260B			8260B		
COLLECT DATE	Detection	Frequency	3/24/2004			3/25/2003			3/27/2002			4/2/2001			3/27/2000		
			Result	RL	Qual	Result	RL	Qual	Result	RL	Qual	Result	RL	Qual	Result	RL	Qual
VOLATILE ORGANIC COMPOUNDS (µg/L)																	
1,1,1-Trichloroethane	-	0 / 18	<	1	U	<	1.0	U	<	1.0	U	<	5	U	<	1	U
1,1,2,2-Tetrachloroethane	-	0 / 18	<	1	U	<	1.0	U	<	1.0	U	<	5	U	<	1	U
1,1,2-Trichloro-1,2,2-trifluoroethane (Freon® 113)	-	0 / 16	<	1	U	<	1.0	U	<	1.0	U		NA			NA	
1,1,2-Trichloroethane	88	15 / 18	7.2	1		1.1	1.0		68	5.0		88	5		9.7	1	
1,1-Dichloroethane	-	0 / 18	<	1	U	<	1.0	U	<	1.0	U	<	5	U	<	1	U
1,1-Dichloroethene	-	0 / 18	<	1	U	<	1.0	U	<	1.0	U	<	5	U	<	1	U
1,2,3-Trichlorobenzene	-	0 / 7		NA			NA			NA			NA			NA	
1,2,4-Trichlorobenzene	-	0 / 16	<	1	U	<	1.0	U	<	1.0	U		NA			NA	
1,2-Dibromo-3-chloropropane	-	0 / 16	<	1	U	<	1.0	U	<	1.0	U		NA			NA	
1,2-Dibromoethane (EDB)	-	0 / 16	<	1	U	<	1.0	U	<	1.0	U		NA			NA	
1,2-Dichlorobenzene	-	0 / 16	<	1	U	<	1.0	U	<	1.0	U		NA			NA	
1,2-Dichloroethane	27	13 / 18	<	1	U	<	1.0	U	0.59	1.0	J	1	5	J	<	1	U
1,2-Dichloropropane	-	0 / 18	<	1	U	<	1.0	U	<	1.0	U	<	5	U	<	1	U
1,3-Dichlorobenzene	-	0 / 16	<	1	U	<	1.0	U	<	1.0	U		NA			NA	
1,4-Dichlorobenzene	-	0 / 16	<	1	U	<	1.0	U	<	1.0	U		NA			NA	
2-Butanone	290	7 / 18	<	2	U	<	2.0	UJ	<	5.0	U	<	50	U	<	20	U
2-Hexanone	60	6 / 18	<	2	U	<	2.0	UJ	<	5.0	U	<	50	U	<	20	U
4-Methyl-2-pentanone	11	4 / 18	<	2	U	<	2.0	UJ	<	5.0	U	<	50	U	<	10	U
Acetone	450	7 / 17	<	2	U	<	2.0	UJ	<	5.0	UJ	<	50	U			R
Benzene	0.49 J	4 / 18	<	1	U	<	1.0	U	<	1.0	U	<	5	U	<	1	U
Bromochloromethane	-	0 / 7		NA			NA			NA			NA			NA	
Bromodichloromethane	-	0 / 18	<	1	U	<	1.0	U	<	1.0	U	<	5	U	<	1	U
Bromoform	-	0 / 18	<	1	U	<	1.0	U	<	1.0	U	<	5	U	<	1	U
Bromomethane	-	0 / 18	<	1	U	<	1.0	UJ	<	1.0	U	<	5	U	<	1	U
Carbon Disulfide	-	0 / 17	<	2	U	<	2.0	U	<	5.0	U		NA		<	1	U
Carbon Tetrachloride	-	0 / 18	<	1	U	<	1.0	U	<	1.0	U	<	5	U	<	1	U
Chlorobenzene	-	0 / 18	<	1	U	<	1.0	U	<	1.0	U	<	5	U	<	1	U
Chloroethane	0.9 J	6 / 18	<	1	U	<	1.0	U	<	1.0	U	<	5	U	<	1	U
Chloroform	-	0 / 18	<	1	U	<	1.0	U	<	1.0	U	<	5	U	<	1	U
Chloromethane	-	0 / 18	<	1	U	<	1.0	U	<	1.0	U	<	5	U	<	1	U
cis-1,2-Dichloroethene	-	0 / 18	<	1	U	<	1.0	U	<	1.0	U	<	5	U	<	1	U
cis-1,3-Dichloropropene	-	0 / 18	<	1	U	<	1.0	U	<	1.0	U	<	5	U	<	1	U

TABLE E.4-4
CORNHUSKER ARMY AMMUNITION PLANT
WELL SHGW02-VOCs AND NATURAL ATTENUATION PARAMETERS

FIELD ID			SHGW02			SHGW02			SHGW02			SHGW02			SHGW02		
METHOD	Maximum	Detection	8260B			8260B			8260B			8260B			8260B		
COLLECT DATE	Detection	Frequency	3/24/2004			3/25/2003			3/27/2002			4/2/2001			3/27/2000		
			Result	RL	Qual	Result	RL	Qual	Result	RL	Qual	Result	RL	Qual	Result	RL	Qual
Cyclohexane	-	0 / 16	<	1	U	<	1.0	U	<	1.0	U		NA			NA	
Dibromochloromethane	-	0 / 18	<	1	U	<	1.0	U	<	1.0	U	<	5	U	<	1	U
Dichlorodifluoromethane (Freon® 12)	-	0 / 16	<	1	U	<	1.0	U	<	1.0	U		NA			NA	
Ethylbenzene	-	0 / 18	<	1	U	<	1.0	U	<	1.0	U	<	5	U	<	1	U
Isopropylbenzene	-	0 / 16	<	1	U	<	1.0	U	<	1.0	U		NA			NA	
Methyl Acetate	42.2	1 / 16	<	1	U	<	1.0	U	<	1.0	U		NA			NA	
Methylcyclohexane	-	0 / 16	<	1	U	<	1.0	U	<	1.0	U		NA			NA	
Methyl tert-Butyl Ether (MTBE)	-	0 / 16	<	1	U	<	1.0	U	<	1.0	U		NA			NA	
Methylene Chloride	-	0 / 18	<	1	U	<	1.0	U	<	1.0	U	<	10	U	<	1	U
Styrene	-	0 / 18	<	1	U	<	1.0	U	<	1.0	U	<	5	U	<	1	U
Tetrachloroethene	1.1	1 / 18	<	1	U	<	1.0	U	<	1.0	U	<	5	U	1.1	1	
Toluene	0.33 J	2 / 18	<	1	U	<	1.0	U	<	1.0	U	<	5	U	<	1	U
trans-1,2-Dichloroethene	-	0 / 18	<	1	U	<	1.0	U	<	1.0	U	<	5	U	<	1	U
trans-1,3-Dichloropropene	-	0 / 18	<	1	U	<	1.0	U	<	1.0	U	<	5	U	<	1	U
Trichloroethene	-	0 / 16	<	1	U	<	1.0	U	<	1.0	U		NA			NA	
Trichlorofluoromethane	-	0 / 16	<	1	U	<	1.0	U	<	1.0	U		NA			NA	
Vinyl Chloride	3.5	3 / 18	<	1	U	<	1.0	U	<	1.0	U	<	5	U	<	1	U
Xylenes (total)	-	0 / 16	<	1	U	<	1.0	U	<	1.0	U	<	5	U	<	1	U
2-Chloroethyl Vinyl Ether	-	0 / 2		NA			NA			NA		<	5	U		NA	
Bromoethane	-	0 / 2		NA			NA			NA			NA		<	1	U
m,p-Xylene	-	0 / 2		NA			NA			NA			NA			NA	
O-Xylene	-	0 / 2		NA			NA			NA			NA			NA	
Vinyl Acetate	-	0 / 2		NA			NA			NA		<	5	U		NA	
NATURAL ATTENUATION PARAMETERS																	
Methane RSK-175 (µg/L)			180	2			NA			NA			NA			NA	
Ethane RSK-175 (µg/L)			<	4	U		NA			NA			NA			NA	
Ethene RSK-175 (µg/L)			<	3	U		NA			NA			NA			NA	
Nitrate/Nitrite USEPA 353.2 (mg/L)			0.65	0.1		0.88	0.1		4.3	0.20		2.3	0.5		0.935	0.5	
Alkalinity SM 2320B (mg/L)			220	5		210	5.0		160	5.0		143	5		203	0.5	
Sulfate USEPA 300.1 (mg/L)			14	2		16	5.0		25	5.0		17.9	5		15.8	5	

TABLE E.4-4
CORNHUSKER ARMY AMMUNITION PLANT
WELL SHGW02-VOCs AND NATURAL ATTENUATION PARAMETERS

FIELD ID			SHGW02			SHGW02			SHGW02			SHGW02			SHGW02		
METHOD	Maximum	Detection	8260B			8260B			8260B			8260B			8260B		
COLLECT DATE	Detection	Frequency	3/24/2004			3/25/2003			3/27/2002			4/2/2001			3/27/2000		
			Result	RL	Qual	Result	RL	Qual	Result	RL	Qual	Result	RL	Qual	Result	RL	Qual

Notes:
Analysis methods listed are accurate for most current sampling event. Previous analysis methods may be different.

< = less than reporting limit
µg/L = micrograms per liter
ID = identification number
J = estimated
LOQ = limit of quantification
mg/L = milligrams per liter
NA = not analyzed
Qual = qualifier
RL = reporting limit
SM = Standard Method
U = nondetect
RSK = Robert S. Kerr Environmental Research Laboratory
USEPA = United States Environmental Protection Agency
VOC = volatile organic compounds

TABLE E.4-5
CORNHUSKER ARMY AMMUNITION PLANT
WELL SHGW03-VOCs, TPHs, AND NATURAL ATTENUATION PARAMETERS

FIELD ID			SHGW03					SHGW03					SHGW03				
METHOD	Maximum	Detection	8260B					8260B					8260B				
COLLECT DATE	Detection	Frequency	3/23/2018					3/5/2017					8/15/2016				
			Result	Qual	DL	LOD	LOQ	Result	DL	LOD	LOQ	Qual	Result	DL	LOD	LOQ	Qual
VOLATILE ORGANIC COMPOUNDS (µg/L)																	
1,1,1-Trichloroethane	-	0 / 18	<	U	0.16	0.40	1	<	0.32	0.80	2.0	U	<	0.16	0.40	1.0	U
1,1,2,2-Tetrachloroethane	-	0 / 18	<	U	0.20	0.8	1	<	0.40	1.6	2.0	U	<	0.20	0.80	1.0	U
1,1,2-Trichloro-1,2,2-trifluoroethane (Freon® 113)	-	0 / 16	<	U	0.79	1.6	3	<	1.6	3.2	6.0	U	<	0.79	1.6	3.0	U
1,1,2-Trichloroethane	11	9 / 18	<	U	0.32	0.8	1	<	0.64	1.6	2.0	U	<	0.32	0.80	1.0	U
1,1-Dichloroethane	-	0 / 18	<	U	0.16	0.8	1	<	0.32	1.6	2.0	U	<	0.16	0.80	1.0	U
1,1-Dichloroethene	-	0 / 18	<	U	0.14	0.8	1	<	0.28	1.6	2.0	U	<	0.14	0.80	1.0	U
1,2,3-Trichlorobenzene	-	0 / 7	<	U	0.18	0.8	1	<	0.36	1.6	2.0	U	<	0.18	0.80	1.0	U
1,2,4-Trichlorobenzene	-	0 / 16	<	U	0.32	0.8	1	<	0.64	1.6	2.0	U	<	0.32	0.80	1.0	U
1,2-Dibromo-3-chloropropane	-	0 / 16	<	U	0.81	1.6	5	<	0.16	3.2	10	U	<	0.81	1.6	5.0	U
1,2-Dibromoethane (EDB)	-	0 / 16	<	U	0.13	0.40	1	<	0.36	0.80	2.0	U	<	0.18	0.40	1.0	U
1,2-Dichlorobenzene	-	0 / 16	<	U	0.13	0.40	1	<	0.26	0.80	2.0	U	<	0.13	0.40	1.0	U
1,2-Dichloroethane	6	8 / 18	<	U	0.1	0.40	1.0	1.8	1.0	0.80	2.0		<	0.13	0.40	1.0	U
1,2-Dichloropropane	-	0 / 18	<	U	0.16	0.40	1.0	<	0.26	0.80	2.0	U	<	0.13	0.40	1.0	U
1,3-Dichlorobenzene	-	0 / 16	<	U	0.16	0.40	1.0	<	0.32	0.80	2.0	U	<	0.16	0.40	1.0	U
1,4-Dichlorobenzene	-	0 / 16	<	U	1.8	0.40	1.0	<	0.32	0.80	2.0	U	<	0.16	0.40	1.0	U
2-Butanone	5.9 J	2 / 18	<	U	1.4	4.0	6	5.6	3.7	8.0	12	J	<	1.8	4.0	6.0	U
2-Hexanone	-	0 / 18	<	U	1	4.0	5	<	2.8	8.0	10	U	<	1.4	4.0	5.0	U
4-Methyl-2-pentanone	-	0 / 18	<	U	1.9	3.2	5	<	2.1	6.4	10	U	<	1.0	3.2	5.0	U
Acetone	7	3 / 17	<	U	0.16	6.4	10	7	1.9	6.4	10	J	2.4	1.9	6.4	10	J
Benzene	7.3	15 / 18	0.21	J	0.1	0.40	1.0	0.27	0.32	0.80	2.0	J	<	0.16	0.40	1.0	U
Bromochloromethane	-	0 / 7	<	U	0.17	0.20	1.0	<	0.20	0.40	2.0	U	<	0.10	0.20	1.0	U
Bromodichloromethane	-	0 / 18	<	U	0.19	0.40	1.0	<	0.34	0.80	2.0	U	<	0.17	0.40	1.0	U
Bromoform	-	0 / 18	<	U	0.21	0.40	1.0	<	0.38	0.80	2.0	U	<	0.19	0.40	1.0	U
Bromomethane	-	0 / 18	<	U	0.45	0.8	2.0	<	0.42	1.6	4.0	U	<	0.21	0.80	2.0	U
Carbon Disulfide	-	0 / 17	<	U	0.19	1.6	2.0	<	0.90	3.2	4.0	U	<	0.45	1.6	2.0	U
Carbon Tetrachloride	-	0 / 18	<	U	0.17	0.40	2.0	<	0.38	0.80	4.0	U	<	0.19	0.40	2.0	U
Chlorobenzene	-	0 / 18	<	U	0.41	0.40	1.0	<	0.34	0.80	2.0	U	<	0.17	0.40	1.0	U
Chloroethane	-	0 / 18	<	U	0.16	1.6	2.0	<	0.82	3.2	4.0	U	<	0.41	1.6	2.0	U
Chloroform	-	0 / 18	<	U	0.3	0.40	1.0	<	0.32	0.80	2.0	U	<	0.16	0.40	1.0	U
Chloromethane	-	0 / 18	<	U	0.15	0.8	2.0	<	0.60	1.6	4.0	U	<	0.30	0.80	2.0	U
cis-1,2-Dichloroethene	-	0 / 18	<	U	0.16	0.40	1.0	<	0.30	0.80	2.0	U	<	0.15	0.40	1.0	U
cis-1,3-Dichloropropene	-	0 / 18	<	U	0.28	0.40	1.0	<	0.32	0.80	2.0	U	<	0.16	0.40	1.0	U
Cyclohexane	1.7	2 / 16	<	U	0.17	0.8	2.0	<	0.56	1.6	4.0	U	<	0.28	0.80	2.0	U

TABLE E.4-5
CORNHUSKER ARMY AMMUNITION PLANT
WELL SHGW03-VOCs, TPHs, AND NATURAL ATTENUATION PARAMETERS

FIELD ID			SHGW03					SHGW03					SHGW03				
METHOD	Maximum	Detection	8260B					8260B					8260B				
COLLECT DATE	Detection	Frequency	3/23/2018					3/5/2017					8/15/2016				
			Result	Qual	DL	LOD	LOQ	Result	DL	LOD	LOQ	Qual	Result	DL	LOD	LOQ	Qual
Dibromochloromethane	-	0 / 18	<	U	0.31	0.40	1.0	<	0.34	0.80	2.0	U	<	0.17	0.40	1.0	U
Dichlorodifluoromethane (Freon® 12)	-	0 / 16	<	U	0.16	0.8	2.0	<	0.64	1.6	4.0	U	<	0.31	0.80	2.0	U
Ethylbenzene	17	12 / 18	1.1		0.18	0.40	1.0	1.5	0.32	0.80	2.0		<	0.16	0.40	1.0	U
Isopropylbenzene	1.2	4 / 16	<	U	0.19	0.40	1.0	<	0.38	0.80	2.0	U	<	0.19	0.40	1.0	U
Methyl Acetate	-	0 / 16	<	U	1.6	4.0	5	<	3.3	8.0	10	U	<	1.6	4.0	5.0	U
Methylcyclohexane	4.9	2 / 16	<	U	0.25	0.8	2	<	0.50	1.6	10	U	<	0.25	0.80	5.0	U
Methyl tert-Butyl Ether (MTBE)	-	0 / 16	<	U	0.36	0.8	5.0	<	0.71	1.6	4.0	U	<	0.36	0.80	2.0	U
Methylene Chloride	-	0 / 18	<	U	0.32	0.8	5	<	0.64	1.6	10	U	<	0.32	0.80	5.0	U
Styrene	-	0 / 18	<	U	0.17	0.40	1.0	<	0.34	0.80	2.0	U	<	0.17	0.40	1.0	U
Tetrachloroethene	0.56 J	1 / 18	<	U	0.20	0.40	1.0	<	0.40	0.80	2.0	U	<	0.20	0.40	1.0	U
Toluene	-	1 / 18	<	U	0.17	0.40	1.0	<	0.34	0.80	2.0	U	<	0.17	0.40	1.0	U
trans-1,2-Dichloroethene	-	0 / 18	<	U	0.15	0.40	1.0	<	0.30	0.80	2.0	U	<	0.15	0.40	1.0	U
trans-1,3-Dichloropropene	-	0 / 18	<	U	0.19	0.40	1.0	<	0.38	0.80	2.0	U	<	0.19	0.40	1.0	U
Trichloroethene	-	0 / 16	<	U	0.16	0.40	1.0	<	0.32	0.80	2.0	U	<	0.16	0.40	1.0	U
Trichlorofluoromethane	-	0 / 16	<	U	0.29	0.8	2.0	<	0.58	1.6	4.0	U	<	0.29	0.80	2.0	U
Vinyl Chloride	4.4	4 / 18	<	U	0.10	0.20	1.5	0.12	0.20	0.40	3.0	J	<	0.10	0.20	1.5	U
Xylenes (total)	46	13 / 16	2.4		0.19	0.8	2.0	3.2	0.38	1.6	4.0		<	0.19	0.80	2.0	U
2-Chloroethyl Vinyl Ether	-	0 / 2			NA				NA						NA		
Bromoethane	-	0 / 2			NA				NA						NA		
m,p-Xylene	6.4	2 / 2			NA				NA						NA		
O-Xylene	1.5	1 / 2			NA				NA						NA		
Vinyl Acetate	-	0 / 2			NA				NA						NA		
NATURAL ATTENUATION PARAMETERS																	
Methane RSK-175 (µg/L)			2200		0.22	0.8	5	4500	0.22	0.80	5.0		390	0.22	0.80	5.0	
Ethane RSK-175 (µg/L)			<	U	0.57	1.5	5	<	0.57	1.5	5.0	U	<	0.57	1.5	5.0	U
Ethene RSK-175 (µg/L)			<	U	0.4	1.4	5	<	0.4	1.4	5.0	U	<	0.40	1.4	5.0	U
Nitrate/Nitrite USEPA 353.2 (mg/L)			<	U	0.019	0.05	0.1	<	0.019	0.050	0.10	U	0.56	0.019	0.050	0.10	
Alkalinity SM 2320B (mg/L)			230		1.1	3.2	5	230	1.1	3.2	5.0		200	1.1	3.2	5.0	
Sulfate USEPA 300.1 (mg/L)			12		0.23	0.5	5	14	0.23	0.50	5.0		30	0.23	0.50	5.0	

TABLE E.4-5
CORNHUSKER ARMY AMMUNITION PLANT
WELL SHGW03-VOCs, TPHs, AND NATURAL ATTENUATION PARAMETERS

FIELD ID			SHGW03					SHGW03					SHGW03				
METHOD	Maximum	Detection	8260B					8260B					8260B				
COLLECT DATE	Detection	Frequency	3/23/2018					3/5/2017					8/15/2016				
			Result	Qual	DL	LOD	LOQ	Result	DL	LOD	LOQ	Qual	Result	DL	LOD	LOQ	Qual
TOTAL PETROLEUM HYDROCARBONS (Method M8015B) (mg/L)																	
Diesel Range Organics			2.1		0.031	0.12	0.24	5.0	0.031	0.11	0.24		0.95	0.031	0.12	0.24	

Notes:
Analysis methods listed are accurate for most current sampling event. Previous analysis methods may be different.

< = less than reporting limit
µg/L = micrograms per liter
ID = identification number
J = estimated
LOQ = limit of quantification
mg/L = milligrams per liter
NA = not analyzed
Qual = qualifier
RL = reporting limit
SM = Standard Method
U = nondetect
RSK = Robert S. Kerr Environmental Research Laboratory
TPH = total petroleum hydrocarbons
USEPA = United States Environmental Protection Agency
VOC = volatile organic compounds

TABLE E.4-5
CORNHUSKER ARMY AMMUNITION PLANT
WELL SHGW03-VOCs, TPHs, AND NATURAL ATTENUATION PARAMETERS

FIELD ID		SHGW03					SHGW03			SHGW03			SHGW03			SHGW03		
METHOD	Maximum	8260B					8260B			8260B			8260B			8260B		
COLLECT DATE	Detection	8/14/2015					8/20/2014			3/15/2013			3/8/2012			None		
		Result	DL	LOD	LOQ	Qual	Result	LOQ	Qual	Result	RL	Qual	Result	RL	Qual	Result	RL	Qual
VOLATILE ORGANIC COMPOUNDS (µg/L)																		
1,1,1-Trichloroethane	-	<	0.32	0.80	2.0	U	<	1	U	<	1	U	<	1	U			
1,1,2,2-Tetrachloroethane	-	<	0.40	1.6	2.0	U	<	1	U	<	1	U	<	1	U			
1,1,2-Trichloro-1,2,2-trifluoroethane (Freon® 113)	-	<	1.6	3.2	6.0	U	<	3	U	<	1	U	<	1	U			
1,1,2-Trichloroethane	11	<	0.64	1.6	2.0	U	0.78	1	J	0.42	1	J	<	1	U			
1,1-Dichloroethane	-	<	0.32	1.6	2.0	U	<	1	U	<	1	U	<	1	U			
1,1-Dichloroethene	-	<	0.28	1.6	2.0	U	<	1	U	<	0.5	U	<	0.5	U			
1,2,3-Trichlorobenzene	-	<	0.36	1.6	2.0	U	<	1	U	<	2	U	<	2	U			
1,2,4-Trichlorobenzene	-	<	0.64	1.6	2.0	U	<	1	U	<	1	U	<	1	U			
1,2-Dibromo-3-chloropropane	-	<	0.16	3.2	10	U	<	5	U	<	2	U	<	2	U			
1,2-Dibromoethane (EDB)	-	<	0.36	0.80	2.0	U	<	1	U	<	1	U	<	1	U			
1,2-Dichlorobenzene	-	<	0.26	0.80	2.0	U	<	1	U	<	1	U	<	1	U			
1,2-Dichloroethane	6	0.53	1.0	0.80	2.0	J	1	1		<	0.5	U	<	0.5	U	**Not Sampled**		
1,2-Dichloropropane	-	<	0.26	0.80	2.0	U	<	1	U	<	1	U	<	1	U	**in 2011**		
1,3-Dichlorobenzene	-	<	0.32	0.80	2.0	U	<	1	U	<	2	U	<	2	U			
1,4-Dichlorobenzene	-	<	0.32	0.80	2.0	U	<	1	U	<	3	U	<	3	U			
2-Butanone	5.9 J	5.9	3.7	8.0	12	J	<	6	U	<	4	U	<	4	U			
2-Hexanone	-	<	2.8	8.0	10	U	<	5	U	<	4	U	<	4	U			
4-Methyl-2-pentanone	-	<	2.1	6.4	10	U	<	5	U	<	4	U	<	4	U			
Acetone	7	4.2	3.8	13	20	J	<	10	U	<	10	U	<	10	UJ			
Benzene	7.3	0.44	0.32	0.80	2.0	J	0.65	1	J	1.4	0.5		0.64	0.5				
Bromochloromethane	-	<	0.20	0.40	2.0	U	<	1	U	<	1	U	<	1	U			
Bromodichloromethane	-	<	0.34	0.80	2.0	U	<	1	U	<	0.5	U	<	0.5	U			
Bromoform	-	<	0.38	0.80	2.0	U	<	1	U	<	1	U	<	1	U			
Bromomethane	-	<	0.42	1.6	4.0	U	<	2	U	<	1	U	<	1	U			
Carbon Disulfide	-	<	0.90	3.2	4.0	U	<	2	U	<	1	U	<	1	U			
Carbon Tetrachloride	-	<	0.38	0.80	4.0	U	<	2	U	<	0.5	U	<	0.5	U			
Chlorobenzene	-	<	0.34	0.80	2.0	U	<	1	U	<	0.5	U	<	0.5	U			
Chloroethane	-	<	0.82	3.2	4.0	U	<	2	U	<	2	U	<	1.4	U			
Chloroform	-	<	0.32	0.80	2.0	U	<	1	U	<	0.5	U	<	0.5	U			
Chloromethane	-	<	0.60	1.6	4.0	U	<	2	U	<	1	U	<	1	U			
cis-1,2-Dichloroethene	-	<	0.30	0.80	2.0	U	<	1	U	<	0.5	U	<	0.5	U			
cis-1,3-Dichloropropene	-	<	0.32	0.80	2.0	U	<	1	U	<	1	U	<	1	U			
Cyclohexane	1.7	<	0.56	1.6	4.0	U	0.4	2	J	<	1	U	<	1	U			

TABLE E.4-5
CORNHUSKER ARMY AMMUNITION PLANT
WELL SHGW03-VOCs, TPHs, AND NATURAL ATTENUATION PARAMETERS

FIELD ID		SHGW03					SHGW03			SHGW03			SHGW03			SHGW03		
METHOD	Maximum	8260B					8260B			8260B			8260B			8260B		
COLLECT DATE	Detection	8/14/2015					8/20/2014			3/15/2013			3/8/2012			None		
		Result	DL	LOD	LOQ	Qual	Result	LOQ	Qual	Result	RL	Qual	Result	RL	Qual	Result	RL	Qual
Dibromochloromethane	-	<	0.34	0.80	2.0	U	<	1	U	<	0.26	U	<	0.26	U			
Dichlorodifluoromethane (Freon® 12)	-	<	0.64	1.6	4.0	U	<	2	U	<	1.2	U	<	1.2	U			
Ethylbenzene	17	1.7	0.32	0.80	2.0	J	1.7	1		2.3	0.5		0.54	0.5				
Isopropylbenzene	1.2	<	0.38	0.80	2.0	U	0.24	1	J	<	0.5	U	<	0.5	U			
Methyl Acetate	-	<	3.3	8.0	10	U	<	5	U	<	1	U	<	1	U			
Methylcyclohexane	4.9	<	0.50	1.6	10	U	<	5	U	<	1	U	<	1	U			
Methyl tert-Butyl Ether (MTBE)	-	<	0.71	1.6	4.0	U	<	2	U	<	1	U	<	1	U			
Methylene Chloride	-	<	0.64	1.6	10	U	<	5	U	<	5	U	<	1	U			
Styrene	-	<	0.34	0.80	2.0	U	<	1	U	<	1	U	<	1	U	**Not Sampled**		
Tetrachloroethene	0.56 J	<	0.40	0.80	2.0	U	<	1	U	<	0.5	U	<	0.5	U	**in 2011**		
Toluene	-	<	0.34	0.80	2.0	U	0.18	1	J	<	1	U	<	1	U			
trans-1,2-Dichloroethene	-	<	0.30	0.80	2.0	U	<	1	U	<	0.66	U	<	0.66	U			
trans-1,3-Dichloropropene	-	<	0.38	0.80	2.0	U	<	1	U	<	1	U	<	1	U			
Trichloroethene	-	<	0.32	0.80	2.0	U	<	1	U	<	0.5	U	<	0.5	U			
Trichlorofluoromethane	-	<	0.58	1.6	4.0	U	<	2	U	<	1	U	<	1	U			
Vinyl Chloride	4.4	<	0.20	0.40	3.0	U	<	1.2	U	<	1	U	<	1	U			
Xylenes (total)	46	2.8	0.38	1.6	4.0	J	3	2	J		NA			NA				
2-Chloroethyl Vinyl Ether	-		NA					NA			NA			NA				
Bromoethane	-		NA					NA			NA			NA				
m,p-Xylene	6.4		NA					NA		6.4	0.46		1.1	0.46				
O-Xylene	1.5		NA					NA		1.5	1		<	5	U			
Vinyl Acetate	-		NA					NA			NA			NA				
NATURAL ATTENUATION PARAMETERS																		
Methane RSK-175 (µg/L)		4500	0.22	0.80	5.0		7600	5		3300	100		1800	50	J			
Ethane RSK-175 (µg/L)		<	0.57	1.5	5.0	U	<	5	U	<	1.2	U	<	1.2	U			
Ethene RSK-175 (µg/L)		<	0.4	1.4	5.0	U	<	5	U	<	1	U	<	1	U			
Nitrate/Nitrite USEPA 353.2 (mg/L)		<	0.019	0.050	0.10	U	<	0.1	U	<	0.1	U	0.271	0.1				
Alkalinity SM 2320B (mg/L)		230	1.1	3.2	5.0		250	5		190	1.25		145	1.25				
Sulfate USEPA 300.1 (mg/L)		14	0.23	0.50	5.0		6.4	5		8.3	1		27	1				

TABLE E.4-5
CORNHUSKER ARMY AMMUNITION PLANT
WELL SHGW03-VOCs, TPHs, AND NATURAL ATTENUATION PARAMETERS

FIELD ID		SHGW03					SHGW03			SHGW03			SHGW03			SHGW03		
METHOD	Maximum	8260B					8260B			8260B			8260B			8260B		
COLLECT DATE	Detection	8/14/2015					8/20/2014			3/15/2013			3/8/2012			None		
		Result	DL	LOD	LOQ	Qual	Result	LOQ	Qual	Result	RL	Qual	Result	RL	Qual	Result	RL	Qual
TOTAL PETROLEUM HYDROCARBONS (Method M8015B) (m																**Not Sampled in 2011**		
Diesel Range Organics		5.0	0.031	0.11	0.24		1.4	0.24		1	0.15		0.48	0.15				

Notes:
Analysis methods listed are accurate for most current sampling event. Previous analysis methods may be different.

< = less than reporting limit
µg/L = micrograms per liter
ID = identification number
J = estimated
LOQ = limit of quantification
mg/L = milligrams per liter
NA = not analyzed
Qual = qualifier
RL = reporting limit
SM = Standard Method
U = nondetect
RSK = Robert S. Kerr Environmental Research Laboratory
TPH = total petroleum hydrocarbons
USEPA = United States Environmental Protection Agency
VOC = volatile organic compounds

TABLE E.4-5
CORNHUSKER ARMY AMMUNITION PLANT
WELL SHGW03-VOCs, TPHs, AND NATURAL ATTENUATION PARAMETERS

FIELD ID		SHGW03			SHGW03			SHGW03			SHGW03			SHGW03			SHGW03		
METHOD	Maximum	8260B			8260B			8260B			8260B			8260B			8260B		
COLLECT DATE	Detection	3/2/2010			3/9/2009			3/12/2008			3/20/2007			3/30/2006			3/24/2005		
		Result	RL	Qual	Result	RL	Qual	Result	RL	Qual	Result	RL	Qual	Result	RL	Qual	Result	RL	Qual
VOLATILE ORGANIC COMPOUNDS (µg/L)																			
1,1,1-Trichloroethane	-	<	1	U	<	1	U	<	1	U	<	1	U	<	1	U	<	3	U
1,1,2,2-Tetrachloroethane	-	<	1	U	<	1	U	<	1	U	<	1	U	<	1	U	<	3	U
1,1,2-Trichloro-1,2,2-trifluoroethane (Freon® 113)	-	<	3	U	<	1	U	<	1	U	<	1	U	<	1	U	<	3	U
1,1,2-Trichloroethane	11	<	1	U	0.59	1	J	1.1	1		1.6	1		3.3	1		3.4	3	
1,1-Dichloroethane	-	<	1	U	<	1	U	<	1	U	<	1	U	<	1	U	<	3	U
1,1-Dichloroethene	-	<	1	U	<	1	U	<	1	U	<	1	U	<	1	U	<	3	U
1,2,3-Trichlorobenzene	-		NA			NA			NA			NA			NA			NA	
1,2,4-Trichlorobenzene	-	<	1	U	<	1	U	<	1	U	<	1	U	<	1	U	<	3	U
1,2-Dibromo-3-chloropropane	-	<	5	U	<	1	U	<	1	U	<	1	U	<	1	U	<	3	U
1,2-Dibromoethane (EDB)	-	<	1	U	<	1	U	<	1	U	<	1	U	<	1	U	<	3	U
1,2-Dichlorobenzene	-	<	1	U	<	1	U	<	1	U	<	1	U	<	1	U	<	3	U
1,2-Dichloroethane	6	<	1	U	<	1	U	<	1	U	<	1	U	<	1	U	1	3	J
1,2-Dichloropropane	-	<	1	U	<	1	U	<	1	U	<	1	U	<	1	U	<	3	U
1,3-Dichlorobenzene	-	<	1	U	<	1	U	<	1	U	<	1	U	<	1	U	<	3	U
1,4-Dichlorobenzene	-	<	1	U	<	1	U	<	1	U	<	1	U	<	1	U	<	3	U
2-Butanone	5.9 J	<	6	U	<	1	U	<	5	U	<	5	U	<	5	U	<	10	U
2-Hexanone	-	<	5	U	<	5	U	<	5	U	<	5	U	<	5	U	<	10	U
4-Methyl-2-pentanone	-	<	5	U	<	5	U	<	5	U	<	5	U	<	5	U	<	10	U
Acetone	7	<	10	U	<	5	U	<	5	U	<	5	U	<	5	U	<	10	U
Benzene	7.3	0.37	1	J	0.44	1	J	<	1	U	1.2	1	J	0.9	1	J	0.6	3	J
Bromochloromethane	-		NA			NA			NA			NA			NA			NA	
Bromodichloromethane	-	<	1	U	<	1	U	<	1	U	<	1	U	<	1	U	<	3	U
Bromoform	-	<	1	U	<	1	U	<	1	U	<	1	U	<	1	U	<	3	U
Bromomethane	-	<	2	U	<	1	U	<	1	U	<	1	U	<	1	U	<	3	U
Carbon Disulfide	-	<	2	U	<	1	U	<	1	U	<	1	U	<	1	U	<	3	U
Carbon Tetrachloride	-	<	2	U	<	1	U	<	1	U	<	1	U	<	1	U	<	3	U
Chlorobenzene	-	<	1	U	<	1	U	<	1	U	<	1	U	<	1	U	<	3	U
Chloroethane	-	<	2	U	<	1	U	<	1	U	<	1	U	<	1	U	<	3	U
Chloroform	-	<	1	U	<	1	U	<	1	U	<	1	U	<	1	U	<	3	U
Chloromethane	-	<	2	U	<	1	U	<	1	U	<	1	U	<	1	U	<	3	U
cis-1,2-Dichloroethene	-	<	1	U	<	1	U	<	1	U	<	1	U	<	1	U	<	3	U
cis-1,3-Dichloropropene	-	<	1	U	<	1	U	<	1	U	<	1	U	<	1	U	<	3	U
Cyclohexane	1.7	<	2	U	<	1	U	<	1	U	<	1	U	<	1	U	<	3	U

TABLE E.4-5
CORNHUSKER ARMY AMMUNITION PLANT
WELL SHGW03-VOCs, TPHs, AND NATURAL ATTENUATION PARAMETERS

FIELD ID		SHGW03			SHGW03			SHGW03			SHGW03			SHGW03			SHGW03		
METHOD	Maximum	8260B			8260B			8260B			8260B			8260B			8260B		
COLLECT DATE	Detection	3/2/2010			3/9/2009			3/12/2008			3/20/2007			3/30/2006			3/24/2005		
		Result	RL	Qual	Result	RL	Qual	Result	RL	Qual	Result	RL	Qual	Result	RL	Qual	Result	RL	Qual
Dibromochloromethane	-	<	1	U	<	1	U	<	1	U	<	1	U	<	1	U	<	3	U
Dichlorodifluoromethane (Freon® 12)	-	<	2	U	<	1	U	<	1	U	<	1	U	<	1	U	<	1	U
Ethylbenzene	17	<	1	UJ	<	1	U	0.33	1	J	<	1	U	<	1	U	<	3	U
Isopropylbenzene	1.2	<	1	U	<	1	U	0.64	1	J	<	1	U	<	1	U	<	3	U
Methyl Acetate	-	<	5	U	<	5	U	<	5	U	<	5	U	<	5	U	<	3	U
Methylcyclohexane	4.9	<	2	U	<	5	U	<	5	U	<	5	U	<	5	U	<	3	U
Methyl tert-Butyl Ether (MTBE)	-	<	5	U	<	5	U	<	1	U	<	1	U	<	1	U	<	3	U
Methylene Chloride	-	<	5	U	<	1	U	<	1	U	<	1	U	<	1	U	<	3	U
Styrene	-	<	1	U	<	1	U	<	1	U	<	1	U	<	1	U	<	3	U
Tetrachloroethene	0.56 J	<	1	U	<	1	U	<	1	U	<	1	U	<	1	U	<	3	UJ
Toluene	-	<	1	U	<	1	U	<	1	U	<	1	U	<	1	U	<	3	U
trans-1,2-Dichloroethene	-	<	1	U	<	1	U	<	1	U	<	1	U	<	1	U	<	3	U
trans-1,3-Dichloropropene	-	<	1	U	<	1	U	<	1	U	<	1	U	<	1	U	<	3	U
Trichloroethene	-	<	1	U	<	1	U	<	1	U	<	1	U	<	1	U	<	3	U
Trichlorofluoromethane	-	<	2	U	<	1	U	<	1	U	<	1	U	<	1	U	<	3	U
Vinyl Chloride	4.4	<	1.5	U	<	1	U	<	1	U	<	1	U	<	1	U	<	3	U
Xylenes (total)	46	0.69	1	J	0.42	2	J	0.65	2	J	<	2	U	<	2	U	1.3	3	J
2-Chloroethyl Vinyl Ether	-		NA		<	5	U		NA			NA			NA			NA	
Bromoethane	-		NA		<	1	U		NA			NA			NA			NA	
m,p-Xylene	6.4		NA			NA			NA			NA			NA			NA	
O-Xylene	1.5		NA			NA			NA			NA			NA			NA	
Vinyl Acetate	-		NA		<	1	U		NA			NA			NA			NA	
NATURAL ATTENUATION PARAMETERS																			
Methane RSK-175 (µg/L)		130	5		82	0.31	J	6.4	1.7		0.56	0.87	J	0.58	0.87	J	1.8	0.87	
Ethane RSK-175 (µg/L)		<	5	U	<	0.61	U	<	3.5	U	<	3.5	U	3.8	3.5		<	1.7	U
Ethene RSK-175 (µg/L)		<	5	U	<	0.76	U	<	1.8	U	<	1.8	U	<	1.8	U	<	1.8	U
Nitrate/Nitrite USEPA 353.2 (mg/L)		2	0.1		9.2	0.5		3.4	0.5		5.8	1		5.7	0.25		3.4	0.25	
Alkalinity SM 2320B (mg/L)		190	5		200	20		240	4		220	8		220	8		210	8	
Sulfate USEPA 300.1 (mg/L)		120	25		74	20		28	10		24	10		32	10		26	10	

TABLE E.4-5
CORNHUSKER ARMY AMMUNITION PLANT
WELL SHGW03-VOCs, TPHs, AND NATURAL ATTENUATION PARAMETERS

FIELD ID		SHGW03			SHGW03			SHGW03			SHGW03			SHGW03			SHGW03		
METHOD	Maximum	8260B			8260B			8260B			8260B			8260B			8260B		
COLLECT DATE	Detection	3/2/2010			3/9/2009			3/12/2008			3/20/2007			3/30/2006			3/24/2005		
		Result	RL	Qual	Result	RL	Qual	Result	RL	Qual	Result	RL	Qual	Result	RL	Qual	Result	RL	Qual
TOTAL PETROLEUM HYDROCARBONS (Method M8015B) (m																			
Diesel Range Organics		1.3	0.24		2.5	0.077		2.7	0.13		5.9	0.5	J	1.2	0.13	J	1.4	0.12	

Notes:
Analysis methods listed are accurate for most current sampling event. Previous analysis methods may be different.

< = less than reporting limit
µg/L = micrograms per liter
ID = identification number
J = estimated
LOQ = limit of quantification
mg/L = milligrams per liter
NA = not analyzed
Qual = qualifier
RL = reporting limit
SM = Standard Method
U = nondetect
RSK = Robert S. Kerr Environmental Research Laboratory
TPH = total petroleum hydrocarbons
USEPA = United States Environmental Protection Agency
VOC = volatile organic compounds

TABLE E.4-5
CORNHUSKER ARMY AMMUNITION PLANT
WELL SHGW03-VOCs, TPHs, AND NATURAL ATTENUATION PARAMETERS

FIELD ID		SHGW03			SHGW03			SHGW03			SHGW03			SHGW03		
METHOD	Maximum	8260B			8260B			8260B			8260B			8260B		
COLLECT DATE	Detection	3/25/2004			3/26/2003			3/27/2002			4/3/2001			3/27/2000		
		Result	RL	Qual	Result	RL	Qual	Result	RL	Qual	Result	RL	Qual	Result	RL	Qual
VOLATILE ORGANIC COMPOUNDS (µg/L)																
1,1,1-Trichloroethane	-	<	1	U	<	1.0	U	<	1.0	U	<	5	U	<	1	U
1,1,2,2-Tetrachloroethane	-	<	1	U	<	1.0	U	<	1.0	U	<	5	U	<	1	U
1,1,2-Trichloro-1,2,2-trifluoroethane (Freon® 113)	-	<	1	U	<	1.0	U	<	1.0	U		NA			NA	
1,1,2-Trichloroethane	11	4	1		<	1.0	U	<	5.0	U	<	5	U	11	1	
1,1-Dichloroethane	-	<	1	U	<	1.0	U	<	1.0	U	<	5	U	<	1	U
1,1-Dichloroethene	-	<	1	U	<	1.0	U	<	1.0	U	<	5	U	<	1	U
1,2,3-Trichlorobenzene	-		NA			NA			NA			NA			NA	
1,2,4-Trichlorobenzene	-	<	1	U	<	1.0	U	<	1.0	U		NA			NA	
1,2-Dibromo-3-chloropropane	-	<	1	U	<	1.0	U	<	1.0	U		NA			NA	
1,2-Dibromoethane (EDB)	-	<	1	U	<	1.0	U	<	1.0	U		NA			NA	
1,2-Dichlorobenzene	-	<	1	U	<	1.0	U	<	1.0	U		NA			NA	
1,2-Dichloroethane	6	1.9	1		3.1	1.0		<	1.0	U	1.9	5	J	6	1	
1,2-Dichloropropane	-	<	1	U	<	1.0	U	<	1.0	U	<	5	U	<	1	U
1,3-Dichlorobenzene	-	<	1	U	<	1.0	U	<	1.0	U		NA			NA	
1,4-Dichlorobenzene	-	<	1	U	<	1.0	U	<	1.0	U		NA			NA	
2-Butanone	5.9 J	<	2	U	<	2.0	UJ	<	5.0	U	<	50	U	<	20	U
2-Hexanone	-	<	2	U	<	2.0	UJ	<	5.0	U	<	50	U	<	20	U
4-Methyl-2-pentanone	-	<	2	U	<	2.0	UJ	<	5.0	U	<	50	U	<	10	U
Acetone	7	<	2	U	<	2.0	UJ	<	5.0	UJ	<	50	U			R
Benzene	7.3	<	1	U	7.3	1.0		4.4	1.0		1.4	5	J	3.2	1	
Bromochloromethane	-		NA			NA			NA			NA			NA	
Bromodichloromethane	-	<	1	U	<	1.0	U	<	1.0	U	<	5	U	<	1	U
Bromoform	-	<	1	U	<	1.0	U	<	1.0	U	<	5	U	<	1	U
Bromomethane	-	<	1	U	<	1.0	UJ	<	1.0	U	<	5	U	<	1	U
Carbon Disulfide	-	<	2	U	<	2.0	U	<	5.0	U		NA		<	1	U
Carbon Tetrachloride	-	<	1	U	<	1.0	U	<	1.0	U	<	5	U	<	1	U
Chlorobenzene	-	<	1	U	<	1.0	U	<	1.0	U	<	5	U	<	1	U
Chloroethane	-	<	1	U	<	1.0	U	<	1.0	U	<	5	U	<	1	U
Chloroform	-	<	1	U	<	1.0	U	<	1.0	U	<	5	U	<	1	U
Chloromethane	-	<	1	U	<	1.0	U	<	1.0	U	<	5	U	<	1	U
cis-1,2-Dichloroethene	-	<	1	U	<	1.0	U	<	1.0	U	<	5	U	<	1	U
cis-1,3-Dichloropropene	-	<	1	U	<	1.0	U	<	1.0	U	<	5	U	<	1	U
Cyclohexane	1.7	<	1	U	<	1.0	U	1.7	1.0			NA			NA	

TABLE E.4-5
CORNHUSKER ARMY AMMUNITION PLANT
WELL SHGW03-VOCs, TPHs, AND NATURAL ATTENUATION PARAMETERS

FIELD ID		SHGW03			SHGW03			SHGW03			SHGW03			SHGW03		
METHOD	Maximum	8260B			8260B			8260B			8260B			8260B		
COLLECT DATE	Detection	3/25/2004			3/26/2003			3/27/2002			4/3/2001			3/27/2000		
		Result	RL	Qual	Result	RL	Qual	Result	RL	Qual	Result	RL	Qual	Result	RL	Qual
Dibromochloromethane	-	<	1	U	<	1.0	U	<	1.0	U	<	5	U	<	1	U
Dichlorodifluoromethane (Freon® 12)	-	<	1	U	<	1.0	U	<	1.0	U		NA			NA	
Ethylbenzene	17	3.2	1		17	1.0		11	1.0		3.8	5	J	6.6	1	
Isopropylbenzene	1.2	<	1	U	1.2	1.0		1	1.0			NA			NA	
Methyl Acetate	-	<	1	U	<	1.0	U	<	1.0	U		NA			NA	
Methylcyclohexane	4.9	<	1	U	4.9	1.0		2.1	1.0			NA			NA	
Methyl tert-Butyl Ether (MTBE)	-	<	1	U	<	1.0	U	<	1.0	U		NA			NA	
Methylene Chloride	-	<	1	U	<	1.0	U	<	1.0	U	<	10	U	<	1	U
Styrene	-	<	1	U	<	1.0	U	<	1.0	U	<	5	U	<	1	U
Tetrachloroethene	0.56 J	<	1	U	<	1.0	U	<	1.0	U	<	5	U	0.56	1	J
Toluene	-	<	1	U	<	1.0	U	<	1.0	U	<	5	U	<	1	U
trans-1,2-Dichloroethene	-	<	1	U	<	1.0	U	<	1.0	U	<	5	U	<	1	U
trans-1,3-Dichloropropene	-	<	1	U	<	1.0	U	<	1.0	U	<	5	U	<	1	U
Trichloroethene	-	<	1	U	<	1.0	U	<	1.0	U		NA			NA	
Trichlorofluoromethane	-	<	1	U	<	1.0	U	<	1.0	U		NA			NA	
Vinyl Chloride	4.4	<	1	U	1.2	1.0		1.6	1.0		<	5	U	4.4	1	
Xylenes (total)	46	8.9	1		46	1.0		25	1.0		12	5		18.4	1	
2-Chloroethyl Vinyl Ether	-		NA			NA			NA		<	5	U		NA	
Bromoethane	-		NA			NA			NA			NA		<	1	U
m,p-Xylene	6.4		NA			NA			NA			NA			NA	
O-Xylene	1.5		NA			NA			NA			NA			NA	
Vinyl Acetate	-		NA			NA			NA		<	5	U		NA	
NATURAL ATTENUATION PARAMETERS																
Methane RSK-175 (µg/L)		100	2			NA			NA			NA			NA	
Ethane RSK-175 (µg/L)		<	4	U		NA			NA			NA			NA	
Ethene RSK-175 (µg/L)		<	3	U		NA			NA			NA			NA	
Nitrate/Nitrite USEPA 353.2 (mg/L)		0.59	0.1		0.47	0.1		0.77	0.10		3.07	0.5		0.575	0.5	
Alkalinity SM 2320B (mg/L)		190	5		220	5.0		160	5.0		169	5		<	5	U
Sulfate USEPA 300.1 (mg/L)		15	2		10	5.0		19	5.0		22.2	5		12.1	5	

TABLE E.4-5
CORNHUSKER ARMY AMMUNITION PLANT
WELL SHGW03-VOCs, TPHs, AND NATURAL ATTENUATION PARAMETERS

FIELD ID		SHGW03			SHGW03			SHGW03			SHGW03			SHGW03		
METHOD	Maximum	8260B			8260B			8260B			8260B			8260B		
COLLECT DATE	Detection	3/25/2004			3/26/2003			3/27/2002			4/3/2001			3/27/2000		
		Result	RL	Qual	Result	RL	Qual	Result	RL	Qual	Result	RL	Qual	Result	RL	Qual
TOTAL PETROLEUM HYDROCARBONS (Method M8015B) (n																
Diesel Range Organics		32	1.20			NA			NA			NA			NA	

Notes:
Analysis methods listed are accurate for most current sampling event. Previous analysis methods may be different.

< = less than reporting limit
µg/L = micrograms per liter
ID = identification number
J = estimated
LOQ = limit of quantification
mg/L = milligrams per liter
NA = not analyzed
Qual = qualifier
RL = reporting limit
SM = Standard Method
U = nondetect
RSK = Robert S. Kerr Environmental Research Laboratory
TPH = total petroleum hydrocarbons
USEPA = United States Environmental Protection Agency
VOC = volatile organic compounds

TABLE E.4-6
CORNHUSKER ARMY AMMUNITION PLANT
WELL SHGW04-VOCs, TPHs, AND NATURAL ATTENUATION PARAMETERS

FIELD ID			SHGW04			SHGW04					SHGW04			SHGW04			SHGW04		
METHOD	Maximum	Detection	8260B			8260B					8260B			8260B			8260B		
COLLECT DATE	Detection	Frequency	None			8/15/2016					None			3/15/2013			3/8/2012		
			Result	RL	Qual	Result	DL	LOD	LOQ	Qual	Result	RL	Qual	Result	RL	Qual	Result	RL	Qual
VOLATILE ORGANIC COMPOUNDS (µg/L)																			
1,1,1-Trichloroethane	-	0 / 14				<	0.16	0.40	1.0	U				<	1	U	<	1	U
1,1,2,2-Tetrachloroethane	-	0 / 14				<	0.20	0.80	1.0	U				<	1	U	<	1	U
1,1,2-Trichloro-1,2,2-trifluoroethane (Freon® 113)	-	0 / 12				<	0.79	1.6	3.0	U				<	1	U	<	1	U
1,1,2-Trichloroethane	-	0 / 14				<	0.32	0.80	1.0	U				<	1	U	<	1	U
1,1-Dichloroethane	-	0 / 14				<	0.16	0.80	1.0	U				<	1	U	<	1	U
1,1-Dichloroethene	-	0 / 14				<	0.14	0.80	1.0	U				<	0.5	U	<	0.5	U
1,2,3-Trichlorobenzene	-	0 / 3				<	0.18	0.80	1.0	U				<	2	U	<	2	U
1,2,4-Trichlorobenzene	-	0 / 12				<	0.32	0.80	1.0	U				<	1	U	<	1	U
1,2-Dibromo-3-chloropropane	-	0 / 12				<	0.81	1.6	5.0	U				<	2	U	<	2	U
1,2-Dibromoethane (EDB)	-	0 / 12				<	0.18	0.40	1.0	U				<	1	U	<	1	U
1,2-Dichlorobenzene	-	0 / 12				<	0.13	0.40	1.0	U				<	1	U	<	1	U
1,2-Dichloroethane	2	3 / 14	**Not Sampled**			<	0.13	0.40	1.0	U	**Not Sampled**			<	0.5	U	<	0.5	U
1,2-Dichloropropane	-	0 / 14	**in 2017, 2018**			<	0.13	0.40	1.0	U	**in 2014, 2015**			<	1	U	<	1	U
1,3-Dichlorobenzene	-	0 / 12				<	0.16	0.40	1.0	U				<	2	U	<	2	U
1,4-Dichlorobenzene	-	0 / 12				<	0.16	0.40	1.0	U				<	3	U	<	3	U
2-Butanone	-	0 / 14				<	1.8	4.0	6.0	U				<	4	U	<	4	U
2-Hexanone	-	0 / 14				<	1.4	4.0	5.0	U				<	4	U	<	4	U
4-Methyl-2-pentanone	-	0 / 14				<	1.0	3.2	5.0	U				<	4	U	<	4	U
Acetone	2.4 J	1 / 13				2.4	1.9	6.4	10	J				<	10	U	<	10	UJ
Benzene	0.81	1 / 14				<	0.16	0.40	1.0	U				<	0.5	U	0.81	0.5	
Bromochloromethane	-	0 / 3				<	0.10	0.20	1.0	U				<	1	U	<	1	U
Bromodichloromethane	-	0 / 14				<	0.17	0.40	1.0	U				<	0.5	U	<	0.5	U
Bromoform	-	0 / 14				<	0.19	0.40	1.0	U				<	1	U	<	1	U
Bromomethane	-	0 / 14				<	0.21	0.80	2.0	U				<	1	U	<	1	U
Carbon Disulfide	-	0 / 13				<	0.45	1.6	2.0	U				<	1	U	<	1	U
Carbon Tetrachloride	-	0 / 14				<	0.19	0.40	2.0	U				<	0.5	U	<	0.5	U
Chlorobenzene	-	0 / 14				<	0.17	0.40	1.0	U				<	0.5	U	<	0.5	U
Chloroethane	-	0 / 14				<	0.41	1.6	2.0	U				<	2	U	<	1.4	U
Chloroform	-	0 / 14				<	0.16	0.40	1.0	U				<	0.5	U	<	0.5	U
Chloromethane	-	0 / 14				<	0.30	0.80	2.0	U				<	1	U	<	1	U
cis-1,2-Dichloroethene	-	0 / 14				<	0.15	0.40	1.0	U				<	0.5	U	<	0.5	U
cis-1,3-Dichloropropene	-	0 / 14				<	0.16	0.40	1.0	U				<	1	U	<	1	U
Cyclohexane	-	0 / 12				<	0.28	0.80	2.0	U				<	1	U	<	1	U

TABLE E.4-6
CORNHUSKER ARMY AMMUNITION PLANT
WELL SHGW04-VOCs, TPHs, AND NATURAL ATTENUATION PARAMETERS

FIELD ID			SHGW04			SHGW04					SHGW04			SHGW04			SHGW04		
METHOD	Maximum	Detection	8260B			8260B					8260B			8260B			8260B		
COLLECT DATE	Detection	Frequency	None			8/15/2016					None			3/15/2013			3/8/2012		
			Result	RL	Qual	Result	DL	LOD	LOQ	Qual	Result	RL	Qual	Result	RL	Qual	Result	RL	Qual
Dibromochloromethane	-	0 / 14				<	0.17	0.40	1.0	U				<	0.26	U	<	0.26	U
Dichlorodifluoromethane (Freon® 12)	-	0 / 12				<	0.31	0.80	2.0	U				<	1.2	U	<	1.2	U
Ethylbenzene	-	0 / 14				<	0.16	0.40	1.0	U				<	0.5	U	<	0.5	U
Isopropylbenzene	-	0 / 12				<	0.19	0.40	1.0	U				<	0.5	U	<	0.5	U
Methyl Acetate	-	0 / 12				<	1.6	4.0	5.0	U				<	1	U	<	1	U
Methylcyclohexane	-	0 / 12				<	0.25	0.80	5.0	U				<	1	U	<	1	U
Methyl tert-Butyl Ether (MTBE)	-	0 / 12				<	0.36	0.80	2.0	U				<	1	U	<	1	U
Methylene Chloride	-	0 / 14				<	0.32	0.80	5.0	U				<	5	U	<	1	U
Styrene	-	0 / 14	**Not Sampled**			<	0.17	0.40	1.0	U	**Not Sampled**			<	1	U	<	1	U
Tetrachloroethene	-	0 / 14	**in 2017, 2018**			<	0.20	0.40	1.0	U	**in 2014, 2015**			<	0.5	U	<	0.5	U
Toluene	-	0 / 14				<	0.17	0.40	1.0	U				<	1	U	<	1	U
trans-1,2-Dichloroethene	-	0 / 14				<	0.15	0.40	1.0	U				<	0.66	U	<	0.66	U
trans-1,3-Dichloropropene	-	0 / 14				<	0.19	0.40	1.0	U				<	1	U	<	1	U
Trichloroethene	-	0 / 12				<	0.16	0.40	1.0	U				<	0.5	U	<	0.5	U
Trichlorofluoromethane	-	0 / 12				<	0.29	0.80	2.0	U				<	1	U	<	1	U
Vinyl Chloride	-	0 / 14				<	0.10	0.20	1.5	U				<	1	U	<	1	U
Xylenes (total)	-	0 / 12				<	0.19	0.80	2.0	U					NA			NA	
2-Chloroethyl Vinyl Ether	-	0 / 2						NA							NA			NA	
Bromoethane	-	0 / 2						NA							NA			NA	
m,p-Xylene	0.58	1 / 2						NA						<	0.46	U	0.58	0.46	
O-Xylene	-	0 / 2						NA						<	1	U	<	5	U
Vinyl Acetate	-	0 / 2						NA							NA			NA	
NATURAL ATTENUATION PARAMETERS																			
Methane RSK-175 (µg/L)						390	0.22	0.80	5.0					14	5		68	5	
Ethane RSK-175 (µg/L)			**Not Sampled**			<	0.57	1.5	5.0	U	**Not Sampled**			<	1.2	U	<	1.2	U
Ethene RSK-175 (µg/L)			**in 2017, 2018**			<	0.40	1.4	5.0	U	**in 2014, 2015**			<	1	U	<	1	U
Nitrate/Nitrite USEPA 353.2 (mg/L)						0.56	0.019	0.050	0.10					1.66	0.1		<	0.1	U
Alkalinity SM 2320B (mg/L)						200	1.1	3.2	5.0					230	1.25		240	1.25	
Sulfate USEPA 300.1 (mg/L)						30	0.23	0.50	5.0					30.6	1		42.3	1	

TABLE E.4-6
CORNHUSKER ARMY AMMUNITION PLANT
WELL SHGW04-VOCs, TPHs, AND NATURAL ATTENUATION PARAMETERS

FIELD ID			SHGW04			SHGW04					SHGW04			SHGW04			SHGW04		
METHOD	Maximum	Detection	8260B			8260B					8260B			8260B			8260B		
COLLECT DATE	Detection	Frequency	None			8/15/2016					None			3/15/2013			3/8/2012		
			Result	RL	Qual	Result	DL	LOD	LOQ	Qual	Result	RL	Qual	Result	RL	Qual	Result	RL	Qual
TOTAL PETROLEUM HYDROCARBONS (Method M8015B) (mg/L)			**Not Sampled in 2017, 2018**								**Not Sampled in 2014, 2015**								
Diesel Range Organics						0.95	0.031	0.12	0.24					0.41	0.15		2.3	0.15	

Notes:
Analysis methods listed are accurate for most current sampling event. Previous analysis methods may be different.

< = less than reporting limit
µg/L = micrograms per liter
ID = identification number
J = estimated
LOQ = limit of quantification
mg/L = milligrams per liter
NA = not analyzed
Qual = qualifier
RL = reporting limit
SM = Standard Method
U = nondetect
RSK = Robert S. Kerr Environmental Research Laboratory
TPH = total petroleum hydrocarbons
USEPA = United States Environmental Protection Agency
VOC = volatile organic compounds

TABLE E.4-6
CORNHUSKER ARMY AMMUNITION PLANT
WELL SHGW04-VOCs, TPHs, AND NATURAL ATTENUATION PARAMETERS

FIELD ID			SHGW04			SHGW04			SHGW04			SHGW04			SHGW04			SHGW04		
METHOD	Maximum	Detection	8260B			8260B			8260B			8260B			8260B			8260B		
COLLECT DATE	Detection	Frequency	None			3/2/2010			3/9/2009			3/11/2008			3/19/2007			3/30/2006		
			Result	RL	Qual	Result	RL	Qual	Result	RL	Qual	Result	RL	Qual	Result	RL	Qual	Result	RL	Qual
VOLATILE ORGANIC COMPOUNDS (µg/L)																				
1,1,1-Trichloroethane	-	0 / 14				<	1	U	<	1	U	<	1	U	<	1	U	<	1	U
1,1,2,2-Tetrachloroethane	-	0 / 14				<	1	U	<	1	U	<	1	U	<	1	U	<	1	U
1,1,2-Trichloro-1,2,2-trifluoroethane (Freon® 113)	-	0 / 12				<	3	U	<	1	U	<	1	U	<	1	U	<	1	U
1,1,2-Trichloroethane	-	0 / 14				<	1	U	<	1	U	<	1	U	<	1	U	<	1	U
1,1-Dichloroethane	-	0 / 14				<	1	U	<	1	U	<	1	U	<	1	U	<	1	U
1,1-Dichloroethene	-	0 / 14				<	1	U	<	1	U	<	1	U	<	1	U	<	1	U
1,2,3-Trichlorobenzene	-	0 / 3					NA			NA			NA			NA			NA	
1,2,4-Trichlorobenzene	-	0 / 12				<	1	U	<	1	U	<	1	U	<	1	U	<	1	U
1,2-Dibromo-3-chloropropane	-	0 / 12				<	5	U	<	1	U	<	1	U	<	1	U	<	1	U
1,2-Dibromoethane (EDB)	-	0 / 12				<	1	U	<	1	U	<	1	U	<	1	U	<	1	U
1,2-Dichlorobenzene	-	0 / 12				<	1	U	<	1	U	<	1	U	<	1	U	<	1	U
1,2-Dichloroethane	2	3 / 14	**Not Sampled**			<	1	U	<	1	U	<	1	U	<	1	U	<	1	U
1,2-Dichloropropane	-	0 / 14	**in 2011**			<	1	U	<	1	U	<	1	U	<	1	U	<	1	U
1,3-Dichlorobenzene	-	0 / 12				<	1	U	<	1	U	<	1	U	<	1	U	<	1	U
1,4-Dichlorobenzene	-	0 / 12				<	1	U	<	1	U	<	1	U	<	1	U	<	1	U
2-Butanone	-	0 / 14				<	6	U	<	1	U	<	5	U	<	5	U	<	5	U
2-Hexanone	-	0 / 14				<	5	U	<	5	U	<	5	U	<	5	U	<	5	U
4-Methyl-2-pentanone	-	0 / 14				<	5	U	<	5	U	<	5	U	<	5	U	<	5	U
Acetone	2.4 J	1 / 13				<	10	U	<	5	UJ	<	5	U	<	5	U	<	5	U
Benzene	0.81	1 / 14				<	1	U	<	1	U	<	1	U	<	1	U	<	1	U
Bromochloromethane	-	0 / 3					NA			NA			NA			NA			NA	
Bromodichloromethane	-	0 / 14				<	1	U	<	1	U	<	1	U	<	1	U	<	1	U
Bromoform	-	0 / 14				<	1	U	<	1	U	<	1	U	<	1	U	<	1	U
Bromomethane	-	0 / 14				<	2	U	<	1	U	<	1	U	<	1	U	<	1	U
Carbon Disulfide	-	0 / 13				<	2	U	<	1	U	<	1	U	<	1	U	<	1	U
Carbon Tetrachloride	-	0 / 14				<	2	U	<	1	U	<	1	U	<	1	U	<	1	U
Chlorobenzene	-	0 / 14				<	1	U	<	1	U	<	1	U	<	1	U	<	1	U
Chloroethane	-	0 / 14				<	2	U	<	1	U	<	1	U	<	1	U	<	1	U
Chloroform	-	0 / 14				<	1	U	<	1	U	<	1	U	<	1	U	<	1	U
Chloromethane	-	0 / 14				<	2	U	<	1	U	<	1	U	<	1	U	<	1	U
cis-1,2-Dichloroethene	-	0 / 14				<	1	U	<	1	U	<	1	U	<	1	U	<	1	U
cis-1,3-Dichloropropene	-	0 / 14				<	1	U	<	1	U	<	1	U	<	1	U	<	1	U
Cyclohexane	-	0 / 12				<	2	U	<	1	U	<	1	U	<	1	U	<	1	U

TABLE E.4-6
CORNHUSKER ARMY AMMUNITION PLANT
WELL SHGW04-VOCs, TPHs, AND NATURAL ATTENUATION PARAMETERS

FIELD ID			SHGW04			SHGW04			SHGW04			SHGW04			SHGW04			SHGW04		
METHOD	Maximum	Detection	8260B			8260B			8260B			8260B			8260B			8260B		
COLLECT DATE	Detection	Frequency	None			3/2/2010			3/9/2009			3/11/2008			3/19/2007			3/30/2006		
			Result	RL	Qual	Result	RL	Qual	Result	RL	Qual	Result	RL	Qual	Result	RL	Qual	Result	RL	Qual
Dibromochloromethane	-	0 / 14				<	1	U	<	1	U	<	1	U	<	1	U	<	1	U
Dichlorodifluoromethane (Freon® 12)	-	0 / 12				<	2	U	<	1	U	<	1	U	<	1	U	<	1	U
Ethylbenzene	-	0 / 14				<	1	U	<	1	U	<	1	U	<	1	U	<	1	U
Isopropylbenzene	-	0 / 12				<	1	U	<	1	U	<	1	U	<	1	U	<	1	U
Methyl Acetate	-	0 / 12				<	5	U	<	2	U	<	5	U	<	5	U	<	5	U
Methylcyclohexane	-	0 / 12				<	2	U	<	5	U	<	5	U	<	5	U	<	5	U
Methyl tert-Butyl Ether (MTBE)	-	0 / 12				<	5	U	<	5	U	<	1	U	<	1	U	<	1	U
Methylene Chloride	-	0 / 14				<	5	U	<	1	U	<	1	U	<	1	U	<	1	U
Styrene	-	0 / 14	**Not Sampled**			<	1	U	<	1	U	<	1	U	<	1	U	<	1	U
Tetrachloroethene	-	0 / 14	**in 2011**			<	1	U	<	1	U	<	1	U	<	1	U	<	1	U
Toluene	-	0 / 14				<	1	U	<	1	U	<	1	U	<	1	U	<	1	U
trans-1,2-Dichloroethene	-	0 / 14				<	1	U	<	1	U	<	1	U	<	1	U	<	1	U
trans-1,3-Dichloropropene	-	0 / 14				<	1	U	<	1	U	<	1	U	<	1	U	<	1	U
Trichloroethene	-	0 / 12				<	1	U	<	1	U	<	1	U	<	1	U	<	1	U
Trichlorofluoromethane	-	0 / 12				<	2	U	<	1	U	<	1	U	<	1	U	<	1	U
Vinyl Chloride	-	0 / 14				<	1.5	U	<	1	U	<	1	U	<	1	U	<	1	U
Xylenes (total)	-	0 / 12				<	1	U	<	1	U	<	2	U	<	2	U	<	2	U
2-Chloroethyl Vinyl Ether	-	0 / 2					NA		<	5	U		NA			NA			NA	
Bromoethane	-	0 / 2					NA		<	1	U		NA			NA			NA	
m,p-Xylene	0.58	1 / 2					NA			NA			NA			NA			NA	
O-Xylene	-	0 / 2					NA			NA			NA			NA			NA	
Vinyl Acetate	-	0 / 2					NA		<	1	U		NA			NA			NA	
NATURAL ATTENUATION PARAMETERS																				
Methane RSK-175 (µg/L)						19	5		6.7	0.31		66	1.7		420	0.87		420	0.87	
Ethane RSK-175 (µg/L)			**Not Sampled**			<	5	U	<	0.61	U	<	3.5	U	<	3.5	U	3.4	3.5	J
Ethene RSK-175 (µg/L)			**in 2011**			<	5	U	<	0.76	U	<	1.8	U	<	1.8	U	<	1.8	U
Nitrate/Nitrite USEPA 353.2 (mg/L)						6	0.1		6.4	0.25		0.35	0.05		<	0.05	U	<	0.05	U
Alkalinity SM 2320B (mg/L)						140	5		140	20		180	2		290	8		250	8	
Sulfate USEPA 300.1 (mg/L)						70	25		390	20		14	10		13	10		14	1	

TABLE E.4-6
CORNHUSKER ARMY AMMUNITION PLANT
WELL SHGW04-VOCs, TPHs, AND NATURAL ATTENUATION PARAMETERS

FIELD ID			SHGW04			SHGW04			SHGW04			SHGW04			SHGW04			SHGW04		
METHOD	Maximum	Detection	8260B			8260B			8260B			8260B			8260B			8260B		
COLLECT DATE	Detection	Frequency	None			3/2/2010			3/9/2009			3/11/2008			3/19/2007			3/30/2006		
			Result	RL	Qual	Result	RL	Qual	Result	RL	Qual	Result	RL	Qual	Result	RL	Qual	Result	RL	Qual
TOTAL PETROLEUM HYDROCARBONS (Method M8015B) (mg/L)			**Not Sampled in 2011**																	
Diesel Range Organics						0.86	0.24		0.15	0.08		0.37	0.13		0.6	0.13		0.65	0.13	J

Notes:
Analysis methods listed are accurate for most current sampling event. Previous analysis methods may be different.

< = less than reporting limit
µg/L = micrograms per liter
ID = identification number
J = estimated
LOQ = limit of quantification
mg/L = milligrams per liter
NA = not analyzed
Qual = qualifier
RL = reporting limit
SM = Standard Method
U = nondetect
RSK = Robert S. Kerr Environmental Research Laboratory
TPH = total petroleum hydrocarbons
USEPA = United States Environmental Protection Agency
VOC = volatile organic compounds

TABLE E.4-6
CORNHUSKER ARMY AMMUNITION PLANT
WELL SHGW04-VOCs, TPHs, AND NATURAL ATTENUATION PARAMETERS

FIELD ID			SHGW04			SHGW04			SHGW04			SHGW04			SHGW04			SHGW04		
METHOD	Maximum	Detection	8260B			8260B			8260B			8260B			8260B			8260B		
COLLECT DATE	Detection	Frequency	3/24/2005			3/25/2004			3/26/2003			3/27/2002			4/3/2001			3/27/2000		
			Result	RL	Qual	Result	RL	Qual	Result	RL	Qual	Result	RL	Qual	Result	RL	Qual	Result	RL	Qual
VOLATILE ORGANIC COMPOUNDS (µg/L)																				
1,1,1-Trichloroethane	-	0 / 14	<	3	U	<	1	U	<	1.0	U	<	1.0	U	<	5	U	<	1	U
1,1,2,2-Tetrachloroethane	-	0 / 14	<	3	U	<	1	U	<	1.0	U	<	1.0	U	<	5	U	<	1	U
1,1,2-Trichloro-1,2,2-trifluoroethane (Freon® 113)	-	0 / 12	<	3	U	<	1	U	<	1.0	U	<	1.0	U		NA			NA	
1,1,2-Trichloroethane	-	0 / 14	<	3	U	<	1	U	<	1.0	U	<	1.0	U	<	5	U	<	1	U
1,1-Dichloroethane	-	0 / 14	<	3	U	<	1	U	<	1.0	U	<	1.0	U	<	5	U	<	1	U
1,1-Dichloroethene	-	0 / 14	<	3	U	<	1	U	<	1.0	U	<	1.0	U	<	5	U	<	1	U
1,2,3-Trichlorobenzene	-	0 / 3		NA			NA			NA			NA			NA			NA	
1,2,4-Trichlorobenzene	-	0 / 12	<	3	U	<	1	U	<	1.0	U	<	1.0	U		NA			NA	
1,2-Dibromo-3-chloropropane	-	0 / 12	<	3	U	<	1	U	<	1.0	U	<	1.0	U		NA			NA	
1,2-Dibromoethane (EDB)	-	0 / 12	<	3	U	<	1	U	<	1.0	U	<	1.0	U		NA			NA	
1,2-Dichlorobenzene	-	0 / 12	<	3	U	<	1	U	<	1.0	U	<	1.0	U		NA			NA	
1,2-Dichloroethane	2	3 / 14	1.3	3	J	2	1		1.3	1.0		<	1.0	U	<	5	U	<	1	U
1,2-Dichloropropane	-	0 / 14	<	3	U	<	1	U	<	1.0	U	<	1.0	U	<	5	U	<	1	U
1,3-Dichlorobenzene	-	0 / 12	<	3	U	<	1	U	<	1.0	U	<	1.0	U		NA			NA	
1,4-Dichlorobenzene	-	0 / 12	<	3	U	<	1	U	<	1.0	U	<	1.0	U		NA			NA	
2-Butanone	-	0 / 14	<	10	U	<	2	U	<	2.0	UJ	<	5.0	U	<	50	U	<	20	U
2-Hexanone	-	0 / 14	<	10	U	<	2	U	<	2.0	UJ	<	5.0	U	<	50	U	<	20	U
4-Methyl-2-pentanone	-	0 / 14	<	10	U	<	2	U	<	2.0	UJ	<	5.0	U	<	50	U	<	10	U
Acetone	2.4 J	1 / 13	<	10	U	<	2	U	<	2.0	UJ	<	5.0	UJ	<	50	U			R
Benzene	0.81	1 / 14	<	3	U	<	1	U	<	1.0	U	<	1.0	U	<	5	U	<	1	U
Bromochloromethane	-	0 / 3		NA			NA			NA			NA			NA			NA	
Bromodichloromethane	-	0 / 14	<	3	U	<	1	U	<	1.0	U	<	1.0	U	<	5	U	<	1	U
Bromoform	-	0 / 14	<	3	U	<	1	U	<	1.0	U	<	1.0	U	<	5	U	<	1	U
Bromomethane	-	0 / 14	<	3	U	<	1	U	<	1.0	UJ	<	1.0	U	<	5	U	<	1	U
Carbon Disulfide	-	0 / 13	<	3	U	<	2	U	<	2.0	U	<	5.0	U		NA		<	1	U
Carbon Tetrachloride	-	0 / 14	<	3	U	<	1	U	<	1.0	U	<	1.0	U	<	5	U	<	1	U
Chlorobenzene	-	0 / 14	<	3	U	<	1	U	<	1.0	U	<	1.0	U	<	5	U	<	1	U
Chloroethane	-	0 / 14	<	3	U	<	1	U	<	1.0	U	<	1.0	U	<	5	U	<	1	U
Chloroform	-	0 / 14	<	3	U	<	1	U	<	1.0	U	<	1.0	U	<	5	U	<	1	U
Chloromethane	-	0 / 14	<	3	U	<	1	U	<	1.0	U	<	1.0	U	<	5	U	<	1	U
cis-1,2-Dichloroethene	-	0 / 14	<	3	U	<	1	U	<	1.0	U	<	1.0	U	<	5	U	<	1	U
cis-1,3-Dichloropropene	-	0 / 14	<	3	U	<	1	U	<	1.0	U	<	1.0	U	<	5	U	<	1	U
Cyclohexane	-	0 / 12	<	3	U	<	1	U	<	1.0	U	<	1.0	U		NA			NA	

TABLE E.4-6
CORNHUSKER ARMY AMMUNITION PLANT
WELL SHGW04-VOCs, TPHs, AND NATURAL ATTENUATION PARAMETERS

FIELD ID			SHGW04			SHGW04			SHGW04			SHGW04			SHGW04			SHGW04		
METHOD	Maximum	Detection	8260B			8260B			8260B			8260B			8260B			8260B		
COLLECT DATE	Detection	Frequency	3/24/2005			3/25/2004			3/26/2003			3/27/2002			4/3/2001			3/27/2000		
			Result	RL	Qual	Result	RL	Qual	Result	RL	Qual	Result	RL	Qual	Result	RL	Qual	Result	RL	Qual
Dibromochloromethane	-	0 / 14	<	3	U	<	1	U	<	1.0	U	<	1.0	U	<	5	U	<	1	U
Dichlorodifluoromethane (Freon® 12)	-	0 / 12	<	1	U	<	1	U	<	1.0	U	<	1.0	U		NA			NA	
Ethylbenzene	-	0 / 14	<	3	U	<	1	U	<	1.0	U	<	1.0	U	<	5	U	<	1	U
Isopropylbenzene	-	0 / 12	<	3	U	<	1	U	<	1.0	U	<	1.0	U		NA			NA	
Methyl Acetate	-	0 / 12	<	3	U	<	1	U	<	1.0	U	<	1.0	U		NA			NA	
Methylcyclohexane	-	0 / 12	<	3	U	<	1	U	<	1.0	U	<	1.0	U		NA			NA	
Methyl tert-Butyl Ether (MTBE)	-	0 / 12	<	3	U	<	1	U	<	1.0	U	<	1.0	U		NA			NA	
Methylene Chloride	-	0 / 14	<	3	U	<	1	U	<	1.0	U	<	1.0	U	<	10	U	<	1	U
Styrene	-	0 / 14	<	3	U	<	1	U	<	1.0	U	<	1.0	U	<	5	U	<	1	U
Tetrachloroethene	-	0 / 14	<	3	UJ	<	1	U	<	1.0	U	<	1.0	U	<	5	U	<	1	U
Toluene	-	0 / 14	<	3	U	<	1	U	<	1.0	U	<	1.0	U	<	5	U	<	1	U
trans-1,2-Dichloroethene	-	0 / 14	<	3	U	<	1	U	<	1.0	U	<	1.0	U	<	5	U	<	1	U
trans-1,3-Dichloropropene	-	0 / 14	<	3	U	<	1	U	<	1.0	U	<	1.0	U	<	5	U	<	1	U
Trichloroethene	-	0 / 12	<	3	U	<	1	U	<	1.0	U	<	1.0	U		NA			NA	
Trichlorofluoromethane	-	0 / 12	<	3	U	<	1	U	<	1.0	U	<	1.0	U		NA			NA	
Vinyl Chloride	-	0 / 14	<	3	U	<	1	U	<	1.0	U	<	1.0	U	<	5	U	<	1	U
Xylenes (total)	-	0 / 12	<	3	U	<	1	U	<	1.0	U	<	1.0	U	<	5	U	<	1	U
2-Chloroethyl Vinyl Ether	-	0 / 2		NA			NA			NA			NA		<	5	U		NA	
Bromoethane	-	0 / 2		NA			NA			NA			NA			NA		<	1	U
m,p-Xylene	0.58	1 / 2		NA			NA			NA			NA			NA			NA	
O-Xylene	-	0 / 2		NA			NA			NA			NA			NA			NA	
Vinyl Acetate	-	0 / 2		NA			NA			NA			NA		<	5	U		NA	
NATURAL ATTENUATION PARAMETERS																				
Methane RSK-175 (µg/L)			610	0.87	J	230	2			NA			NA			NA			NA	
Ethane RSK-175 (µg/L)			<	1.7	U	<	4	U		NA			NA			NA			NA	
Ethene RSK-175 (µg/L)			<	1.8	U	<	3	U		NA			NA			NA			NA	
Nitrate/Nitrite USEPA 353.2 (mg/L)			<	0.05	U	0.13	0.1		0.071	0.10	J	0.334	0.10		<	0.5	U	<	0.5	U
Alkalinity SM 2320B (mg/L)			290	8		290	5		290	5.0		200	5.0		290	5		225	5	
Sulfate USEPA 300.1 (mg/L)			14	1	0	10	2		16	5.0		18	5.0		21.9	5		28.4	5	

TABLE E.4-6
CORNHUSKER ARMY AMMUNITION PLANT
WELL SHGW04-VOCs, TPHs, AND NATURAL ATTENUATION PARAMETERS

FIELD ID			SHGW04			SHGW04			SHGW04			SHGW04			SHGW04			SHGW04		
METHOD	Maximum	Detection	8260B			8260B			8260B			8260B			8260B			8260B		
COLLECT DATE	Detection	Frequency	3/24/2005			3/25/2004			3/26/2003			3/27/2002			4/3/2001			3/27/2000		
			Result	RL	Qual	Result	RL	Qual	Result	RL	Qual	Result	RL	Qual	Result	RL	Qual	Result	RL	Qual
TOTAL PETROLEUM HYDROCARBONS (Method M8015B) (mg/L)																				
Diesel Range Organics			1.0	0.12		0.8	0.12			NA			NA			NA			NA	

Notes:
Analysis methods listed are accurate for most current sampling event. Previous analysis methods may be different.

< = less than reporting limit
µg/L = micrograms per liter
ID = identification number
J = estimated
LOQ = limit of quantification
mg/L = milligrams per liter
NA = not analyzed
Qual = qualifier
RL = reporting limit
SM = Standard Method
U = nondetect
RSK = Robert S. Kerr Environmental Research Laboratory
TPH = total petroleum hydrocarbons
USEPA = United States Environmental Protection Agency
VOC = volatile organic compounds

TABLE E.4-7a
CORNHUSKER ARMY AMMUNITION PLANT
WELL WB10 (SHOP AREA WELL 003)-EXPLOSIVES

FIELD ID			WB10-Shop Area Well 003			WB10-Shop Area Well 003			WB10-Shop Area Well 003			WB12			WB11			WB10		
METHOD	Maximum	Detection	SW846 M8330			SW846 M8330			SW846 M8330			SW846 M8330			SW846 M8330			SW846 M8330		
COLLECT DATE	Detection	Frequency	None			1/24/2004			2/13/2003			2/20/2002			2/22/2001			2/22/2001		
			Result	RL	Qual	Result	RL	Qual	Result	RL	Qual	Result	RL	Qual	Result	RL	Qual	Result	RL	Qual
EXPLOSIVES (µg/L)																				
1,3,5-Trinitrobenzene	-	0/14				<	0.31	U	<	0.8	U	<	0.29	U	<	0.8	U	<	0.8	U
1,3-Dinitrobenzene	-	0/14				<	0.21	U	<	0.8	U	<	0.29	U	<	0.8	U	<	0.8	U
2,4,6-Trinitrotoluene	-	0/14				<	0.26	U	<	0.8	U	<	0.29	U	<	0.8	U	<	0.8	U
2,4-Dinitrotoluene	-	0/14				<	0.21	U	<	0.8	U	<	0.29	U	<	0.8	U	<	0.8	U
2,6-Dinitrotoluene	-	0/14				<	0.81	U	<	0.8	U	<	0.57	U	<	0.8	U	<	0.8	U
2-Amino-4,6-dinitrotoluene	-	0/14	**Not Sampled in 2005 through 2018**			<	0.33	U	<	0.8	U	<	0.57	U	<	0.8	U	<	0.8	U
2-Nitrotoluene	-	0/14				<	0.64	U	<	0.8	U	<	0.57	U	<	0.8	U	<	0.8	U
3-Nitrotoluene	-	0/14				<	0.4	U	<	0.8	U	<	0.57	U	<	0.8	U	<	0.8	U
4-Amino-2,6-dinitrotoluene	-	0/14				<	0.55	U	<	0.8	U	<	0.57	U	<	0.8	U	<	0.8	U
4-Nitrotoluene	-	0/14				<	1.3	U	<	0.8	U	<	1.4	U	<	0.8	U	<	0.8	U
HMX	-	0/14				<	0.88	U	<	1	U	<	0.72	U	<	1	U	<	1	U
Nitrobenzene	-	0/14				<	0.36	U	<	0.8	U	<	0.29	U	<	0.8	U	<	0.8	U
RDX	-	0/14				<	0.52	U	<	0.8	U	<	0.29	U	<	0.8	U	<	0.8	U
Tetryl	-	0/14				<	0.86	U	<	0.8	U	<	0.57	U	<	0.8	U	<	0.8	U

Notes:
< = less than reporting limit
µg/L = micrograms per liter
HMX = octahydro-1,3,5,7-tetranitro-1,3,5,7-tetrazocine
ID = identification number
J = estimated
MNX = mono-nitroso-RDX
NA = not analyzed
NRL = no reporting limit
Qual = qualifier
RDX = hexahydro-1,3,5-trinitro-1,3,5-triazine
RL = reporting limit
U = nondetect

TABLE E.4-7a
CORNHUSKER ARMY AMMUNITION PLANT
WELL WB10 (SHOP AREA WELL 003)-EXPLOSIVES

FIELD ID			WB9			WB8			WB7			WB6			WB5			WB4		
METHOD	Maximum	Detection	SW846 M8330			SW846 M8330			SW846 M8330			UW51			UW51			UW51		
COLLECT DATE	Detection	Frequency	11/30/1999			2/16/1999			2/16/1999			3/19/1998			3/19/1998			9/9/1997		
			Result	RL	Qual	Result	RL	Qual	Result	RL	Qual	Result	RL	Qual	Result	RL	Qual	Result	RL	Qual
EXPLOSIVES (µg/L)																				
1,3,5-Trinitrobenzene	-	0/14	<	0.8	U	<	0.8	U	<	0.8	U	<	1.00	U	<	1.00	U	<	0.13	U
1,3-Dinitrobenzene	-	0/14	<	0.8	U	<	0.8	U	<	0.8	U	<	0.500	U	<	0.500	U	<	0.99	U
2,4,6-Trinitrotoluene	-	0/14	<	0.8	U	<	0.8	U	<	0.8	U	<	0.500	U	<	0.500	U	<	0.29	U
2,4-Dinitrotoluene	-	0/14	<	0.8	U	<	0.8	U	<	0.8	U	<	0.500	U	<	0.500	U	<	0.23	U
2,6-Dinitrotoluene	-	0/14	<	0.8	U	<	0.8	U	<	0.8	U	<	0.500	U	<	0.500	U	<	0.2	U
2-Amino-4,6-dinitrotoluene	-	0/14	<	0.8	U	<	0.8	U	<	0.8	U	<	0.500	U	<	0.500	U	<	0.17	U
2-Nitrotoluene	-	0/14	<	0.8	U	<	0.8	U	<	0.8	U	<	1.00	U	<	1.00	U	<	0.32	U
3-Nitrotoluene	-	0/14	<	0.8	U	<	0.8	U	<	0.8	U	<	1.00	U	<	1.00	U	<	0.51	U
4-Amino-2,6-dinitrotoluene	-	0/14	<	0.8	U	<	0.8	U	<	0.8	U	<	1.00	U	<	1.00	U	<	0.31	U
4-Nitrotoluene	-	0/14	<	0.8	U	<	0.8	U	<	0.8	U	<	1.00	U	<	1.00	U	<	0.37	U
HMX	-	0/14	<	0.8	U	<	0.8	U	<	0.8	U	<	0.500	U	<	0.500	U	<	0.16	U
Nitrobenzene	-	0/14	<	0.8	U	<	0.8	U	<	0.8	U	<	0.500	U	<	0.500	U	<	0.23	U
RDX	-	0/14	<	0.8	U	<	0.8	U	<	0.8	U	<	1.00	U	<	1.00	U	<	0.56	U
Tetryl	-	0/14	<	0.8	U	<	0.8	U	<	0.8	U	<	0.500	U	<	0.500	U	<	0.25	U

Notes:
< = less than reporting limit
µg/L = micrograms per liter
HMX = octahydro-1,3,5,7-tetranitro-1,3,5,7-tetrazocine
ID = identification number
J = estimated
MNX = mono-nitroso-RDX
NA = not analyzed
NRL = no reporting limit
Qual = qualifier
RDX = hexahydro-1,3,5-trinitro-1,3,5-triazine
RL = reporting limit
U = nondetect

TABLE E.4-7a
CORNHUSKER ARMY AMMUNITION PLANT
WELL WB10 (SHOP AREA WELL 003)-EXPLOSIVES

FIELD ID			WB3			WB2			WB1		
METHOD	Maximum	Detection	UW51			UW51			UW51		
COLLECT DATE	Detection	Frequency	9/9/1997			11/18/1996			11/18/1996		
			Result	RL	Qual	Result	RL	Qual	Result	RL	Qual
EXPLOSIVES (µg/L)											
1,3,5-Trinitrobenzene	-	0/14	<	0.13	U	<	0.13	U	<	0.13	U
1,3-Dinitrobenzene	-	0/14	<	0.99	U	<	0.99	U	<	0.99	U
2,4,6-Trinitrotoluene	-	0/14	<	0.29	U	<	0.29	U	<	0.29	U
2,4-Dinitrotoluene	-	0/14	<	0.23	U	<	0.23	U	<	0.23	U
2,6-Dinitrotoluene	-	0/14	<	0.2	U	<	0.2	U	<	0.2	U
2-Amino-4,6-dinitrotoluene	-	0/14	<	0.17	U	<	0.17	U	<	0.17	U
2-Nitrotoluene	-	0/14	<	0.32	U	<	0.32	U	<	0.32	U
3-Nitrotoluene	-	0/14	<	0.51	U	<	0.51	U	<	0.51	U
4-Amino-2,6-dinitrotoluene	-	0/14	<	0.31	U	<	0.31	U	<	0.31	U
4-Nitrotoluene	-	0/14	<	0.37	U	<	0.37	U	<	0.37	U
HMX	-	0/14	<	0.16	U	<	0.16	U	<	0.16	U
Nitrobenzene	-	0/14	<	0.23	U	<	0.23	U	<	0.23	U
RDX	-	0/14	<	0.56	U	<	0.56	U	<	0.56	U
Tetryl	-	0/14	<	0.25	U	<	0.25	U	<	0.25	U

Notes:
< = less than reporting limit
µg/L = micrograms per liter
HMX = octahydro-1,3,5,7-tetranitro-1,3,5,7-tetrazocine
ID = identification number
J = estimated
MNX = mono-nitroso-RDX
NA = not analyzed
NRL = no reporting limit
Qual = qualifier
RDX = hexahydro-1,3,5-trinitro-1,3,5-triazine
RL = reporting limit
U = nondetect

TABLE E.4-7b
CORNHUSKER ARMY AMMUNITION PLANT
WELL WB10 (SHOP AREA WELL 003)-VOCs

FIELD ID			WB10-Shop Area Well 003			WB10-Shop Area Well 003			WB10-Shop Area Well 003		
METHOD	Maximum	Detection	SW846 8260B			SW846 8260B			SW846 8260B		
COLLECT DATE	Detection	Frequency	None			1/24/2004			2/13/2003		
			Result	RL	Qual	Result	RL	Qual	Result	RL	Qual
VOLATILE ORGANIC COMPOUNDS (µg/L)											
1,1,1-Trichloroethane	-	0/2				<	1.0	U	<	1.0	U
1,1,2,2-Tetrachloroethane	-	0/2				<	1.0	U	<	1.0	U
1,1,2-Trichloroethane	-	0/2				<	1.0	U	<	1.0	U
1,1,2-Trichloro-1,2,2-trifluoroethane (Freon® 113)	-	0/2				<	1.0	U	<	1.0	U
1,1-Dichloroethane	-	0/2				<	1.0	U	<	1.0	U
1,1-Dichloroethene	-	0/2				<	1.0	U	<	1.0	U
1,2,4-Trichlorobenzene	-	0/2				<	1.0	U	<	1.0	U
1,2-Dibromo-3-chloropropane	-	0/2	**Not Sampled in 2005 through 2018**			<	1.0	U	<	1.0	U
1,2-Dibromoethane (EDB)	-	0/2				<	1.0	U	<	1.0	U
1,2-Dichlorobenzene	-	0/2				<	1.0	U	<	1.0	U
1,2-Dichloroethane	-	0/2				<	1.0	U	<	1.0	U
1,2-Dichloropropane	-	0/2				<	1.0	U	<	1.0	U
1,3-Dichlorobenzene	-	0/2				<	1.0	U	<	1.0	U
1,4-Dichlorobenzene	-	0/2				<	1.0	U	<	1.0	U
2-Butanone	-	0/2				<	2.0	U	<	2.0	U
2-Hexanone	-	0/2				<	2.0	U	<	2.0	U
4-Methyl-2-pentanone	-	0/2				<	2.0	U	<	2.0	U
Acetone	-	0/2				<	2.0	U	<	2.0	U
Benzene	-	0/2				<	1.0	U	<	1.0	U
Bromodichloromethane	-	0/2				<	1.0	U	<	1.0	U
Bromoform	-	0/2				<	1.0	U	<	1.0	U
Bromomethane	-	0/2				<	1.0	U	<	1.0	U
Carbon Disulfide	-	0/2				<	2.0	U	<	2.0	U
Carbon Tetrachloride	-	0/2				<	1.0	U	<	1.0	U
Chlorobenzene	-	0/2				<	1.0	U	<	1.0	U
Chloroethane	-	0/2				<	1.0	U	<	1.0	U
Chloroform	-	0/2				<	1.0	U	<	1.0	U
Chloromethane	-	0/2				<	1.0	U	<	1.0	U
cis-1,2-Dichloroethene	-	0/2				<	1.0	U	<	1.0	U
cis-1,3-Dichloropropene	-	0/2				<	1.0	U	<	1.0	U
Cyclohexane	-	0/2				<	1.0	U	<	1.0	U

TABLE E.4-7b
CORNHUSKER ARMY AMMUNITION PLANT
WELL WB10 (SHOP AREA WELL 003)-VOCs

FIELD ID			WB10-Shop Area Well 003			WB10-Shop Area Well 003			WB10-Shop Area Well 003		
METHOD	Maximum	Detection	SW846 8260B			SW846 8260B			SW846 8260B		
COLLECT DATE	Detection	Frequency	None			1/24/2004			2/13/2003		
			Result	RL	Qual	Result	RL	Qual	Result	RL	Qual
VOLATILE ORGANIC COMPOUNDS (µg/L) (Continued)											
Dibromochloromethane	-	0/2				<	1.0	U	<	1.0	U
Dichlorodifluoromethane (Freon® 12)	-	0/2				<	1.0	U	<	1.0	U
Ethylbenzene	-	0/2				<	1.0	U	<	1.0	U
Isopropylbenzene	-	0/2				<	1.0	U	<	1.0	U
Methyl Acetate	-	0/2				<	1.0	U	<	1.0	U
Methylcyclohexane	-	0/2				<	1.0	U	<	1.0	U
Methylene Chloride	-	0/2				<	1.0	U	<	1.0	U
Methyl tert-Butyl Ether (MTBE)	-	0/2				<	1.0	U	<	1.0	U
Styrene	-	0/2	**Not Sampled in 2005**			<	1.0	U	<	1.0	U
Tetrachloroethene	-	0/2	**through 2018**			<	1.0	U	<	1.0	U
Toluene	-	0/2				<	1.0	U	<	1.0	U
trans-1,2-Dichloroethene	-	0/2				<	1.0	U	<	1.0	U
trans-1,3-Dichloropropene	-	0/2				<	1.0	U	<	1.0	U
Trichloroethene	-	0/2				<	1.0	U	<	1.0	U
Trichlorofluoromethane	-	0/2				<	1.0	U	<	1.0	U
Vinyl Chloride	-	0/2				<	1.0	U	<	1.0	U
Xylenes (total)	-	0/2				<	1.0	U	<	1.0	U

Notes:
< = less than reporting limit
µg/L = micrograms per liter
ID = identification number
J = estimated
NA = not analyzed
NRL = no reporting limit
Qual = qualifier
RL = reporting limit
U = nondetect

APPENDIX G

DEEDS AND FINDING OF SUITABILITY TO TRANSFER

This page intentionally left blank.

Entered As Instrument No
0 2 0 0 6 0 0 5 2 6

STATE OF NEBRASKA)
COUNTY OF HALL) SS

2006 JAN 19 PM 3 01

Kathy Baack
REG OF DEEDS

CASH 110.50
CHECK

REFUNDS:
CASH
CHECK

NEBRASKA DOCUMENTARY
STAMP TAX
Date 1-19-2006
Exempt 3 By AT

G.I. ABSTRACT

20060526

Cornhusker Army Ammunition Plant
Hall County, Nebraska
Parcels 3 and 8A
Portions of Acquisition Tracts 72, 73, 74, 75 and 76

110.50

QUITCLAIM DEED

KNOW ALL BY THESE PRESENTS:

THIS QUITCLAIM DEED is made this 8th day of December, 2005, by and between the **UNITED STATES OF AMERICA**, hereinafter referred to as "Grantor," acting by and through the Deputy Assistant Secretary of the Army (Installations and Housing) (I&H) pursuant to a delegation of authority from the **SECRETARY OF THE ARMY**, under and pursuant to the powers and authority contained in Section 2836(a) of the National Defense Authorization Act for Fiscal Year 1995 (Public Law 103-337, 108 Stat 2663, 3063) ("said Act"), and **DTE Rail Services, Inc., a Michigan corporation, with its principal office located at 425 South Main Street, Ann Arbor, Michigan 48104,** hereinafter referred to as "Grantee."

WITNESSETH:

WHEREAS, said Act authorizes the Secretary of the Army to convey the property herein to the Hall County, Nebraska, Board of Supervisors, or its designee; and

WHEREAS, said Board designated that the property to be conveyed herein be transferred to Grantee; and

WHEREAS, the Department of the Army has completed environmental restoration required, if any, with respect to the property conveyed herein; and

WHEREAS, the Grantee's use of the property will be in a manner consistent with the Cornhusker Army Ammunition Plant Reuse Committee Comprehensive Reuse Plan; and

WHEREAS, all the property to be conveyed herein has heretofore been declared surplus to the needs of the United States of America, is presently under the jurisdiction of the Secretary of the Army, is available for disposal and its disposal has been heretofore authorized by the Secretary of the Army, acting pursuant to the above mentioned laws, regulations and orders.

NOW THEREFORE, Grantor and Grantee make the following respective conveyances, grants, assignments, reservations, restrictions, covenants, exceptions, notifications, conditions and agreements hereinafter set forth.

I. CONVEYANCE

Grantor, for and in consideration of: (1) good and valuable consideration in the sum of **SIX HUNDRED FORTY EIGHT THOUSAND TWO HUNDRED FIFTY AND NO/100 DOLLARS ($648,250.00)**, the receipt of which is hereby acknowledged by Grantor; and (2) the specific agreements hereinafter made by Grantee, for itself and its successors and assigns, to abide by and take subject to all reservations, restrictions, covenants, exceptions, notifications, conditions and agreements hereinafter set forth in this Quitclaim Deed, does hereby convey, remise, release and forever quitclaim to the Grantee, its successors and assigns, under and subject to the reservations, restrictions, covenants, exceptions, notifications, conditions and agreements hereinafter set forth, all its right, title and interest, in and to the following described property situate, lying, and being in Hall County, State of Nebraska, including any and all buildings, appurtenances and improvements thereon:

Two parcels of land comprising parts of Section Twenty (20), Township Eleven (11) North, Range Ten (10) West of the Sixth Principal Meridian, all being located in Hall County, Nebraska, containing 146.299 acres, more or less (hereinafter referred to as the "Property") and more particularly shown and described as Parcel No. 3 and Parcel No. 8A on Exhibits **"A-1" and "A-2,"** attached hereto and made a part hereof.

RESERVING, however, to the Grantor and its assigns, ownership and exclusive use of the existing monitoring wells located on the property together with access across the Property for the purpose of monitoring and/or closing the wells. The Grantee, its successors and assigns shall allow ingress and egress of all equipment necessary to accomplish the same. One monitoring well (G0050) is located within the Shop Area (Parcel 8A) and four monitoring wells (G0029/G0030/G0031/G0052) are located in the Nitrate Area (Parcel 3).

TO HAVE AND TO HOLD the same, together with all improvements, hereditaments, appurtenances therein and all reversions, remainders, issues, profits and other rights belonging or related thereto, either in law or in equity, for the use, benefit and behalf of the Grantee, its successors and assigns forever.

II. GENERAL GOVERNMENT RESERVATIONS TO CONVEYANCE

This conveyance is expressly made subject to the following reservations in favor of Grantor, its successors and assigns:

a. SAVE AND EXCEPT and there is hereby reserved unto Grantor, its successors and assigns, all rights and interests that have been previously reserved to Grantor in any Patent(s) covering the Property.

b. SAVE AND EXCEPT and there is hereby reserved unto Grantor, and its assigns, all rents and other beneficial interests in favor of Grantor in and to the following leases to the extent, and only to the extent that such rents and other beneficial interests cover the Property:

(1) Department of the Army License No. DACA45-3-03-6051, granted to MKM Engineers, Inc., for storage purposes (Building S-39) for the period 1 September 2003 through 31 August 2008.

(2) Department of the Army Lease No. DACA45-1-97-6022, granted to Mid-Plains Power, Inc., for storage purposes (Building S-33) for the period 1 November 2001 through 31 October 2005.

(3) Department of the Army No. Lease DACA45-1-96-6085, granted to Phillip B. Sextro, for storage purposes (Building S-37) for the period 1 May 2001 through 31 October 2005.

III. CERCLA COVENANT AND RESERVED ACCESS EASEMENT

a. Pursuant to Section 120(h)(3) of the Comprehensive Environmental Response, Compensation and Liability Act, as amended (CERCLA), 42 U.S.C. Section 9620(h)(3), the Grantor has made a complete search of its records concerning the property subject to this deed. Those records indicate that the hazardous substances, as defined by Section 101 (14) of CERCLA, shown on Exhibits **"B-1" and "B-2,"** attached hereto and made a part hereof, have been stored for one year or more (S), released (R), or disposed of (D) on the property during the time the property was owned by the Grantor. The Grantee should review the Final Environmental Baseline Survey No. 38-EH-8519-99 dated 9-20 November 1998, the Environmental Baseline Survey for the Property dated 3 May 1999, and the Finding of Suitability to Transfer (FOST), as amended, dated May 2005, for further details.

b. The Grantor covenants and warrants that all remedial action necessary to ensure protection of human health and the environment with respect to any such substances remaining on the property has been taken prior to the date hereof. Furthermore, excepting those situations where the Grantee hereunder (who was a lessee on a portion of the property), its successors or assigns, or any other lessee of the Property, are potentially responsible parties, as defined by CERCLA, any additional remedial action found to be necessary with respect to any such substance remaining on the property after the date hereof shall be conducted by the United States.

c. The Grantor shall not incur liability for additional response action or corrective action found to be necessary after the date of transfer in any case in which the person or entity to whom the property is transferred, or other non-Grantor entities, is identified as the party responsible for contamination of the property.

d. The Grantor reserves a right of access to any and all portions of the herein described parcels of land for purposes of environmental investigation, remediation or other corrective action. This reservation includes the right of access to and use of, to the extent permitted by law,

available utilities at reasonable cost to the Grantor. These rights shall be exercisable in any case in which a remedial action, response action or corrective action is found to be necessary after the date of this conveyance of the herein described parcels of land, or in which such access is necessary to carry out a remedial action, response action or corrective action on adjoining property. Pursuant to this reservation, the United States and its respective officers, agents, employees, contractors and subcontractors shall have the right (upon reasonable notice to the Grantee or the then owner and any authorized occupant of the property) to enter upon the herein described parcels of land and conduct investigations and surveys, to include drilling, test-pitting, borings, data and/or record compilation, and other activities related to environmental investigation, and to carry out remedial or removal actions as required or necessary, including, but not limited to, the installation, operation and removal of monitoring wells, pumping wells, and treatment facilities. Any such entry, including such activities, responses or remedial actions, shall be coordinated with the record title owner and shall be performed in a manner that minimizes interruption with activities of authorized occupants. Grantor will provide the record title owner reasonable advance notice of such activities, responses, or remedial actions. This subparagraph shall not affect the Grantor's future responsibilities, if any, to conduct response actions or corrective actions that are required by applicable laws, rules, and regulations.

IV. SPECIFIC ENVIRONMENTAL NOTICES, EXCLUSIONS, RESERVATIONS, COVENANTS AND RESTRICTIONS AFFECTING THE PROPERTY

This conveyance is expressly made subject to the following environmental notices, exclusions, reservations, covenants and restrictions affecting the property hereby conveyed to the extent and only to the extent the same are valid and affect the property, and shall be considered as covenants running with the land and binding on all parties having any right, title or interest in the property, or any part thereof, their heirs, successors and assigns.

a. Federal Facility Agreement

The Grantee acknowledges that Cornhusker Army Ammunition Plant has been identified as a National Priority List (NPL) site under the Comprehensive Environmental Response, Compensation and Liability Act (CERCLA) of 1980, as amended. A copy of the Cornhusker Army Ammunition Plant Federal Facility Agreement (FFA), entered into by the United States Environmental Protection Agency (EPA) Region VII, the State of Nebraska and the Department of the Army, effective September 1990, and a copy of any amendments thereto, have been provided the Grantee. The Grantee, its successors and assigns, agree that should any conflict arise between the terms of the FFA as they presently exist or as they may be later amended and the provisions of this property transfer, the terms of the FFA will take precedence. The Grantee, its successors and assigns, further agree that notwithstanding any other provisions of this Deed, the Grantor assumes no liability to the Grantee, its successors and assigns, should implementation of the FFA interfere with their use of the property. The Grantee, its successors and assigns, shall have no claim on account of any such interference against the Grantor or any officer, agent, employee or contractor thereof.

b. Environmental Baseline Survey (EBS) and Finding of Suitability to Transfer (FOST), As Amended

1. The Grantee has received the technical environmental reports, including the Environmental Baseline Survey for the Property dated 9-20 November 1998, the Environmental Baseline Survey for the Property dated 3 May 1999 and the FOST, as amended, for the property dated May 2005, prepared by the Grantor, and agrees, to the best of the Grantee's knowledge, that they accurately describe the environmental condition of the Property. The Grantee has inspected the Property and accepts the physical condition and current level of environmental hazards on the Property and deems the Property to be safe for the Grantee's intended use.

2.a. If an actual or threatened release of a hazardous substance or petroleum product is discovered on the formerly leased Property (DACA45-1-79-6041, DACA45-1-96-6095 and DACA45-1-01-6010) on or after the beginning date of the leases, whether or not such substance was set forth in the technical environmental reports, including the EBSs, Grantee or its successors or assigns shall be responsible for such release or newly discovered substance unless Grantee is able to demonstrate that such release or such newly discovered substance was due to Grantor's activities, ownership, use, or occupation of the formerly leased Property (DACA45-1-79-6041, DACA45-1-96-6095 and DACA45-1-01-6010) prior to the beginning date of the leases. Grantee, its successors and assigns, as consideration for the conveyance, agree to release Grantor from any liability or responsibility for any claims arising solely out of the release of any hazardous substance or petroleum product on the formerly leased Property occurring on or after the beginning date of the leases, where such substance or product was placed on the formerly leased Property by the Grantee, or its successors, assigns, employees, invitees, agents or contractors, on or after the beginning date of the leases. This Subsection IV.b. shall not affect the Grantor's responsibilities to conduct response actions or corrective actions that are required by applicable laws, rules and regulations.

2.b. If an actual or threatened release of a hazardous substance or petroleum product is discovered on the remaining Property after the date of the conveyance, whether or not such substance was set forth in the technical environmental reports, including the EBSs, Grantee or its successors or assigns shall be responsible for such release or newly discovered substance unless Grantee is able to demonstrate that such release or such newly discovered substance was due to Grantor's activities, ownership, use, or occupation of the remaining Property. Grantee, its successors and assigns, as consideration for the conveyance, agree to release Grantor from any liability or responsibility for any claims arising solely out of the release of any hazardous substance or petroleum product on the Property occurring after the date of this Deed, where such substance or product was placed on the remaining Property by the Grantee, or its successors, assigns, employees, invitees, agents or contractors, after the conveyance. This Subsection IV.b. shall not affect the Grantor's responsibilities to conduct response actions or corrective actions that are required by applicable laws, rules and regulations.

c. Notice of the Presence of Lead-Based Paint and Covenant Against the Use of the Property for Residential Purposes

1. The Grantee is hereby informed and does acknowledge that all building on the Property, which was constructed or rehabilitated prior to 1978, are presumed to contain lead-based paint. Lead from paint, paint chips and dust can pose health hazards if not managed properly. Every purchaser of any interest in Residential Real Property on which a residential dwelling was built prior to 1978 is notified that such property may present exposure to lead from lead-based paint that may place young children at risk of developing lead poisoning. Lead poisoning in young children may produce permanent neurological damage, including learning disabilities, reduced intelligence quotient, behavioral problems and impaired memory. Lead poisoning also poses a particular risk to pregnant women. The seller of any interest in Residential Real Property is required to provide the buyer with any information on lead-based paint hazards from risk assessments or inspections in the seller's possession and notify the buyer of any known lead-based paint hazards. "Residential Real Property" means any housing constructed prior to 1978, except housing for the elderly (households reserved for and composed of one or more persons 62 years of age or more at the time of initial occupancy) or persons with disabilities (unless any child who is less than 6 years of age resides or is expected to reside in such housing) or any 0-bedroom dwelling.

2. Available information concerning known lead-based paint and/or lead-based paint hazards, the location of lead-based paint and/or lead-based paint hazards, and the condition of painted surfaces is contained in the Environmental Baseline Surveys and (for residential properties) the lead-based paint assessment, which have been provided to the Grantee. All purchasers must receive the federally-approved pamphlet on lead poisoning prevention. The Grantee hereby acknowledges receipt of all of the information described in this subparagraph.

3. The Grantee acknowledges that it has received the opportunity to conduct its own risk assessment or inspection for the presence of lead-based paint and/or lead-based paint hazards prior to execution of this document.

4. The Grantee covenants and agrees that it shall not permit the occupancy or use of and buildings or structures on the Property as Residential Real Property without complying with this section and all applicable Federal, state, and local laws and regulations pertaining to lead-based paint and/or lead-based paint hazards. Prior to permitting the occupancy of the Property where its use subsequent to sale is intended for residential habitation, the Grantee specifically agrees to perform, at its sole expense, the Army's abatement requirements under Title X of the Housing and Community Development Act of 1992 (Residential Lead-Based Paint Hazard Reduction Act of 1992) (hereinafter Title X).

5. The Grantee shall, after consideration of the guidelines and regulations established pursuant to Title X: (1) Comply with the joint HUD and EPA Disclosure Rule (24 CFR 35, Subpart A, 40 CFR 745, Subpart F), when applicable, by disclosing to prospective purchasers the known presence of lead-based paint and/or lead-based paint hazards as determined by previous risk assessments; (2) Abate lead-based paint hazards in pre-1978 buildings and structures in paint, dust and bare soil in accordance with the HUD Guidelines; and (3) Comply with the EPA lead-based paint work standards when conducting lead-based paint activities (40 CFR 745, Subpart L).

6. In complying with these requirements, the Grantee covenants and agrees to be responsible for any abatement or remediation of lead-based paint or lead-based paint hazards on the Property found to be necessary as a result of the subsequent use of the Property for residential purposes. The Grantee covenants and agrees to comply with solid or hazardous waste laws that may apply to any waste that may be generated during the course of lead-based paint abatement activities.

7. The Grantee further agrees to indemnify and hold harmless the Army, its officers, agents and employees, from and against all suits, claims, demands, or actions, liabilities, judgments, costs and attorney's fees arising out of, or in a manner predicated upon personal injury, death or property damage resulting from, related to, caused by or arising out of lead-based paint hazards on the Property if used for residential purposes.

8. The covenants, restrictions, requirements and obligations of this Subsection IV.c. shall be binding upon the Grantee, its successors and assigns and all future owners and shall be deemed to run with the land. The Grantee on behalf of itself, its successors and assigns covenants that it will include and make legally binding, this Subsection IV.c. in all subsequent transfers, leases, or conveyance documents.

d. Notice of the Presence of Asbestos and Covenant

1. The Grantee is hereby informed and does acknowledge that friable and non-friable asbestos or asbestos-containing materials ("ACM") has been found on the Property, as described in the EBSs and FOST, as amended. The ACM on the Property does not currently pose a threat to human health or the environment. All friable asbestos that posed a risk to human health has been removed.

2. The Grantee covenants and agrees that its use and occupancy of the Property will be in compliance with all applicable laws relating to asbestos; and that the Grantor assumes no liability for future remediation of asbestos or damages for personal injury, illness, disability, or death, to the Grantee, its successors or assigns, or to any other person, including members of the general public, arising from or incident to the purchase, transportation, removal, handling, use, disposition, or other activity causing or leading to contact of any kind whatsoever with asbestos on the Property, whether the Grantee, its successors or assigns have properly warned or failed to properly warn the individual(s) injured. The Grantee agrees to be responsible for any future remediation of asbestos found to be necessary on the Property.

3. Unprotected or unregulated exposures to asbestos in product manufacturing, shipyard, and building construction workplaces have been associated with asbestos-related diseases. Both the Occupational Safety and Health Administration (OSHA) and the EPA regulate asbestos because of the potential hazards associated with exposure to airborne asbestos fibers. Both OSHA and EPA have determined that such exposure increases the risk of asbestos-related diseases, which include certain cancers and which can result in disability or death.

4. The Grantee acknowledges that it has inspected the Property as to its asbestos content and condition and any hazardous or environmental conditions relating thereto. The Grantee shall be deemed to have relied solely on its own judgment in assessing the overall condition of all or any portion of the Property, including, without limitation, any asbestos hazards or concerns.

5. The Grantor assumes no liability for any damages to person or property, and gives no warranties, either express or implied, with regard to the presence or absence of asbestos or ACM in buildings and structures, or whether the Property is or is not suitable for a particular purpose. The Grantee further agrees to indemnify and hold harmless the Grantor, its officers, agents and employees from and against all suits, claims, demands or actions, liabilities, judgments, penalties, costs and attorneys' fees arising out of or in any manner predicated upon, future asbestos abatement or remediation from within buildings and structures on the Property; disposal of ACM or asbestos after conveyance to the Grantee; personal injury, death or property damages resulting from, related to, caused by or arising out of exposure to asbestos within buildings and structures on the Property on or after conveyance of such portion of the Property to the Grantee. The Grantee's obligation hereunder shall apply whenever the United States incurs costs or liabilities for actions giving rise to liability under this Subsection. Except for those facilities that were previously leased by the Grantee (DACA45-1-79-6041, DACA45-1-96-6095, and DACA45-1-01-6010), the Grantee shall not be responsible for indemnifying or holding the Grantor harmless from any loss, claims, liabilities, judgments, penalties, costs, or damages arising out of exposure to asbestos that occurred prior to the date of this Deed.

e. Polychlorinated Biphenyls (PCBs) Containing Equipment Notification

The Grantee is hereby informed and does acknowledge that equipment containing polychlorinated biphenyls (PCBs) exists on the Property to be conveyed and that said equipment is owned by Southern Public Power District.

f. Notice of Aboveground/Underground (AST/UST) Storage Tanks

The Grantee is hereby informed and does acknowledge that two inactive Aboveground Storage Tanks (S-6 and a solvent tank) remain on Parcel 8A. There is also one active UST remaining on Parcel 8A (SPHA-3,T2). Underground Storage Tanks (S14, T1 and S40,T1) that contained solvent/gasoline were formerly located on Parcel 8A from 1942 to 1993. The tanks and the surrounding soil were removed in 1993, and subsequent investigation indicated that no additional cleanup was necessary.

g. Land Use Restrictions

The Grantor has undertaken careful environmental study of the Property and concluded, to which the Grantee agrees, that the highest and best use of the Property is limited by its environmental condition to commercial/industrial/agricultural uses. In order to protect human health and the environment, promote community objectives, and further the common environmental objectives and land use plans of the Grantor, State of Nebraska and Grantee, the

following covenants/restrictions/reservations are included in this Deed to assure the use of the Property is consistent with environmental conditions of the Property. The following covenants/restrictions/reservations benefit both the lands retained by the Grantor and the general public welfare and are consistent with the State of Nebraska and Federal environmental statutes.

1. Commercial/Industrial/Agricultural Use Restrictions

(a) The Grantee covenants for itself, its successors and assigns, that, with the exception of Building N-17, which is located on Parcel 3, the Property shall be used solely for commercial/industrial/agricultural purposes and not for residential purposes, the Property having been remediated only for commercial/industrial/agricultural uses. Commercial, Industrial and Agricultural uses include, but are not limited to, administrative/office space, manufacturing, warehousing, restaurants, hotels/motels, and retail activities. Residential use includes, but is not limited to, housing, day care facilities, and schools (excluding education and training programs for persons over 18 years of age), and assisted living facilities. The Grantee covenants for itself, its successors and assigns, that Building N-17 shall be used solely for industrial purposes and not for commercial, agricultural or residential purposes. Industrial uses include, but are not limited to, rail car maintenance and repair, manufacturing, and warehousing.

(b) Nothing contained herein shall preclude the Grantee from undertaking, in accordance with applicable laws and regulations, such additional remediation necessary to allow for residential use of the Property, and, for Building N-17, to allow for commercial, agricultural or residential use. Any additional remediation will be at no additional cost to the Grantor and with the Grantor's prior written consent. Consent may be conditioned upon such terms and conditions as the Grantor deems reasonable and appropriate, including performance and payment bonds and insurance. Upon completion of such remediation required to allow residential use of the Property, and, for Building N-17, to allow for commercial, agricultural or residential use, and upon the Grantee's obtaining the approval of the U.S. Army Corps of Engineers, the U.S. Environmental Protection Agency (EPA) and the Nebraska Department of Environmental Quality (DEQ) and, if required, any other regulatory agency, the Grantor agrees to release or, if appropriate, modify this restriction by executing and recording, in the same land records of Nebraska, Hall County, as this Deed, a Partial Release of Covenant. Grantee shall bear the cost of recording and reasonable administrative fees.

2. Enforcement

(a) The above covenants/restrictions/reservations shall inure to the benefit of the public in general and adjacent lands, including lands retained by the United States, and, therefore, are enforceable by the United States Government and State of Nebraska. These covenants/restrictions/reservations are binding on the Grantee, its successors and assigns; shall run with the land; and are forever enforceable.

(b) The Grantee covenants for itself, its successors and assigns that it shall include and otherwise make legally binding the above land use covenants/restrictions/reservations in all subsequent leases and transfer or conveyance documents relating to the Property subject hereto.

Notwithstanding this provision, failure to include these land use restrictions in subsequent conveyances does not abrogate the status of these covenants/restrictions/reservations as binding upon the parties, their successors and assigns.

(c) The Grantee, for itself, its successors and assigns, covenants that it will not undertake or allow any activity on or use of the Property to include Building N-17, that would violate the land use restrictions contained herein.

(d) Notwithstanding any other provision of this Deed; any agreement between the Grantee and the Grantor; the provisions of CERCLA, including CERCLA Section 120(h)(3), as amended, the Grantee on behalf of itself, its successors and assigns, covenants and agrees that the Grantee or the then record owner of the Property will be fully responsible for any investigation and/or remediation of hazardous substances, pollutants or contaminants, or petroleum or petroleum derivatives, to the extent that such investigation and/or remediation becomes necessary in response to a violation of the land use restrictions in Section IV.g.

3. Submissions

Modification of Restrictions. The Grantee shall submit any requests to use the Property for residential purposes, to use Building N-17 for commercial, agricultural, and/or residential purposes, to install monitoring wells or other modification to the above restrictions to Grantor, with a copy to EPA and Nebraska DEQ, by first class mail, postage prepaid, addressed as follows:

(a) to Grantor:	Corps of Engineers, Omaha District ATTN: CENWO-RE 106 South 15th Street Omaha, NE 68102-1618
(b) to EPA:	U.S. Environmental Protection Agency, Region VII 901 North 5th Street Kansas City, KS 66101
(c) to State:	Nebraska Department of Environmental Quality P.O. Box 98922 Lincoln, NE 68509-8922"

V. MISCELLANEOUS GRANTEE COVENANTS

Grantee covenants for itself, and its successors or assigns, and every successor in interest in the Property, to abide with each of the agreements and covenants running with the land described in Section IV of this Quitclaim Deed. In addition, Grantor and its successors and assigns, shall be deemed a beneficiary of each of the following agreements and covenants without regard to whether it remains the owner of any land or interest therein in the locality of the Property hereby conveyed and shall have a right to enforce each of the following agreements and covenants in any court of competent jurisdiction. Notwithstanding the foregoing, Grantor and its successors

and assigns shall have no affirmative duty to any successor in title to this conveyance to enforce any of the following agreements and covenants.

a. It is understood and agreed by Grantee, for itself and its successors and assigns, that except for warranties, responsibilities and agreements of Grantor specifically set forth herein, the Property is conveyed ***"as is"*** and ***"where is"*** without any representation or warranty on the part of Grantor to make any alterations, repairs or additions. Grantor shall not be liable for any latent or patent defects in the Property, including, but not limited to, the possible limited presence of explosives residue and the possible minimal presence of secondary explosives on or within Building N-17, which is located on Parcel 3. Grantee, for itself and its successors and assigns, acknowledges that Grantor has made no representations or warranty concerning the condition and state of repair of the Property, including Building N-17, nor any agreement or promise to alter, improve, adapt or repair the Property including Building N-17.

b. The Grantee, its successors and assigns, shall neither transfer the Property, lease the Property, nor grant any interest, privilege, or license whatsoever in connection with the Property without the inclusion of the environmental protection provisions contained herein, and shall require the inclusion of such environmental protection provisions in all further deeds, transfers, leases, or grants of any interest, privilege, or license.

c. Grantee, for itself and its successors and assigns, agrees that any future major modifications or the demolition of Building N-17, which is located on Parcel 3, shall, at its or their sole expense, be accomplished with oversight by personnel qualified to oversee explosives removal.

VI. AGREEMENTS, NOTICES AND CONDITIONS

a. Anti-Deficiency Act

The Grantor's obligation to pay or reimburse any money under this Deed is subject to the availability of funds appropriated for this purpose to the Department of the Army, and nothing in this deed shall be interpreted to require obligations or payments by the Grantor in violation of the Anti-Deficiency Act, 31 U.S.C. Section 1341.

b. Notice of Wetlands

This Property contains wetlands protected under state and Federal laws and regulations. Applicable laws and regulations restrict activities that involve draining wetlands or the discharge of fill materials into wetlands, including, without limitation, the placement of fill materials; the building of any structure; the placement of site-development fills for recreational, industrial, commercial, residential, and other uses; the placement of causeways or road fills; and the construction of dams and dikes.

VII. GENERAL EXCEPTIONS TO CONVEYANCE

This conveyance is expressly made subject to the following matters to the extent and only to the extent the same are valid and affect the Property:

a. All existing permits, easements and rights-of-way for public streets, roads and highways, public utilities, electric power lines, electric transmission facilities, recreational trails, railroads, pipelines, ditches and canals on, over and across said land, whether or not of record, including but not limited to the following:

(1) Easement No. DACA45-2-99-6157, granted to Hall County for road rights-of-way.

(2) Easement No. DACA45-2-99-6023, granted to Hall County for road rights of way.

(3) Easement No. DACA45-2-97-6024, granted to Southern Nebraska Rural Public Power District for electric power-line and substation rights-of-way.

(4) Easement No. DACA45-2-99-6070, granted to Northwestern Public Service Company for gas-line rights-of-way.

(5) Department of the Army Lease Nos. DACA45-1-01-6010, DACA45-1-96-6095 and DACA45-1-79-6041, granted to DTE Rail Services, Inc., for lease of certain railroad and storage facilities located on the CHAAP. The Grantor upon conveyance of the property to the Grantee will terminate said leases.

b. Any zoning laws, ordinances, or regulations governing the subject property or regulations of other regulatory authorities having jurisdiction.

c. Matters which would be disclosed by a careful physical inspection of the property or the property records and by a properly conducted survey of the property.

d. Any survey discrepancies, conflicts, or shortages in area or boundary lines, or any encroachments, or protrusions, or any overlapping of improvements that may affect the property.

e. All existing interest(s) reserved to or outstanding in third parties in and to coal, oil, gas, and/or minerals.

f. All other existing interests reserved by any original Grantor(s) in chain of title unto said Grantor(s), their respective successors and assigns, which affects any portion of the property interest(s) hereinabove described.

g. Installation Commander agreements, whether or not of record or otherwise approved in writing by Grantee.

VIII. NO WAIVER

The failure of the Government to insist in any one or more instances upon complete performance of any of the said notices, covenants, conditions, restrictions, or reservations shall not be construed as a waiver or a relinquishment of the future performance of any such covenants, conditions, restrictions, or reservations; but the obligations of the Grantee, its successors and assigns, with respect to such future performance shall continue in full force and effect.

200600526

THIS QUITCLAIM DEED is exempt from the documentary tax under the provision of Neb. Rev. Stat. 76-902(2) (R.S. Supp., 1991) in which property is transferred by the United States.

THIS QUITCLAIM DEED is not subject to the provisions of 10 U.S.C. 2662.

IN WITNESS WHEREOF, the Grantor has caused this Deed to be executed in its name by the Deputy Assistant Secretary of the Army (I&H) and the Seal of the Department of the Army to be hereunto affixed this 8th day of December, 2005.

UNITED STATES OF AMERICA

By: _____
Joseph W. Whitaker
Deputy Assistant Secretary of the Army
(Installations and Housing)
OASA(I&E)

COMMONWEALTH OF VIRGINA)
) ss
COUNTY OF ARLINGTON)

I, the undersigned, a Notary Public in and for the Commonwealth of Virginia, County of Arlington, whose commission as such expires on this 30th day of September, 2008, do hereby certify that this day personally appeared before me in the Commonwealth of Virginia, County of Arlington, Joseph W. Whitaker, Deputy Assistant Secretary of the Army (I&H), whose name is signed to the foregoing instrument and who acknowledged the foregoing instrument to be his free act and deed, dated this 8th day of December, 2005, and acknowledged the same for and on behalf of the UNITED STATES OF AMERICA.

_____
Notary Public

My commission expires: 30 September 2008

Embossed Herein Is My
Commonwealth of Virginia Notary Public Seal
My Commission Expires September 30, 2008
SHEKINAH Z. HILL

200600526

GRANTEE ACCEPTANCE

The undersigned Grantee, does hereby accept the herein-described property, subject to the notices, agreements, reservations, restrictions, conditions, covenants and exceptions hereinabove expressed.

Executed this 20th day of October, 2005, in Washtenaw County, State of Michigan.

DTE RAIL SERVICES, INC.

BY: Evan J. O'Neil

TITLE: CEO

REVIEWED BY: LEGAL 10-20-05

STATE OF MICHIGAN)
) ss
COUNTY OF WASHTENAW)

The foregoing Quitclaim Deed was acknowledged before me this 20 day of October, 2005, by Evan J. O'Neil.

Joree Barber
Notary Public

My commission expires: 9-2-2007

200600526

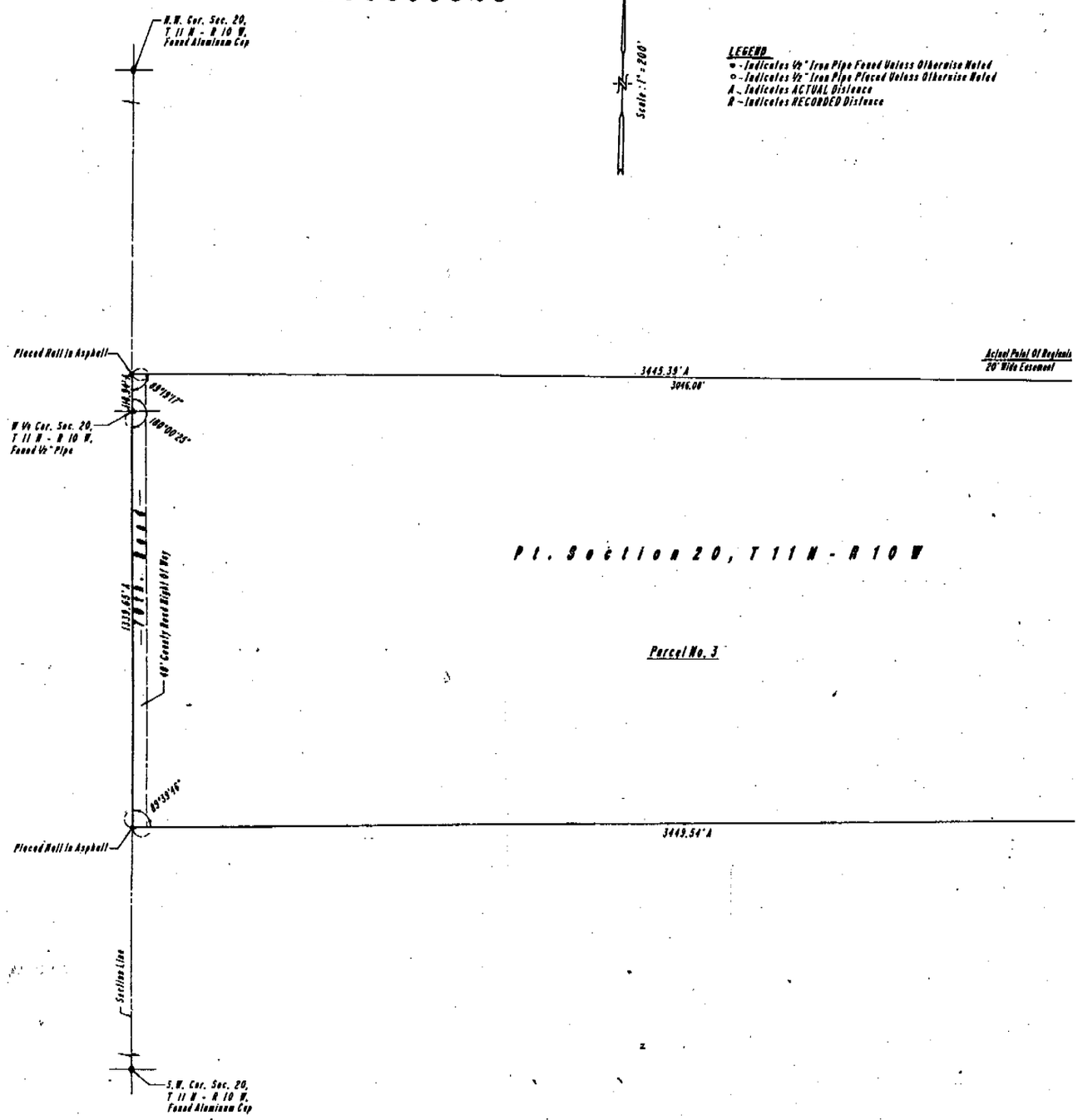

N.W. Cor. Sec. 20, T 11 N - R 10 W, Found Aluminum Cap
Scale: 1" = 200'
LEGEND
• - Indicates 1/2" Iron Pipe Found Unless Otherwise Noted
○ - Indicates 1/2" Iron Pipe Placed Unless Otherwise Noted
A - Indicates ACTUAL Distance
R - Indicates RECORDED Distance
Placed Nail In Asphalt
3445.39' A
3046.00'
Actual Point Of Regionin
20' Wide Easement
W 1/4 Cor. Sec. 20, T 11 N - R 10 W, Found 1/2" Pipe
180°00'25"
Pt. Section 20, T 11 N - R 10 W
1339.65' A
48' County Road Right Of Way
Parcel No. 3
89°39'46"
3449.54' A
Placed Nail In Asphalt
Section Line
S.W. Cor. Sec. 20, T 11 N - R 10 W, Found Aluminum Cap

200600526

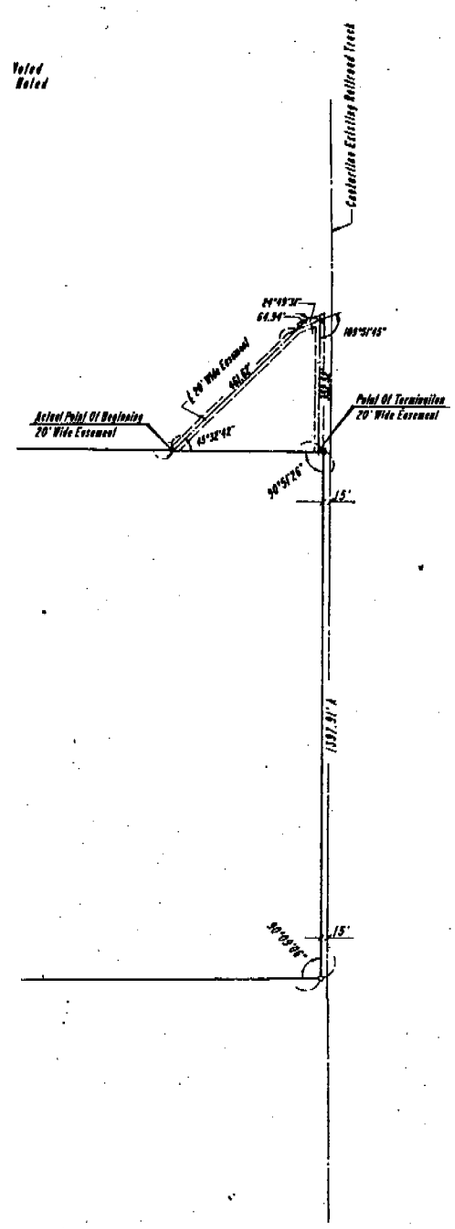

LEGAL DESCRIPTION (Parcel No. 3)

A tract of land comprising a part of Section Twenty (20), Township Eleven (11) North, Range Ten (10) West of the 6th. P.M., in Hall County, Nebraska, more particularly described as follows:
Beginning at the West Quarter Corner of said Section Twenty (20); thence running northerly along the west line of said Section Twenty (20), a distance of One Hundred Eighteen and Ninety Four Hundredths (118.94) feet; thence deflecting right 90°40'43" and running easterly a distance of Three Thousand Four Hundred Forty Five and Thirty Nine Hundredths (3445.39) feet, to a point Fifteen (15.0) feet west of the centerline of an existing railroad tract; thence deflecting right 89°08'34" and running southerly parallel with and Fifteen (15.0) feet west of the centerline of an existing railroad tract, a distance of One Thousand Three Hundred Ninety Seven and Ninety One Hundredths (1397.91) feet; thence deflecting right 89°50'54" and running westerly a distance of Three Thousand Four Hundred Forty Nine and Fifty Four Hundredths (3449.54) feet, to a point on the west line of said Section Twenty (20); thence deflecting right 90°20'14" and running northerly along the west line of said Section Twenty (20), a distance of One Thousand Three Hundred Thirty Nine and Sixty Five Hundredths (1339.65) feet, to the point of beginning and containing 113.047 acres more or less, of which 1.339 acres more or less is presently occupied by public road right of way. Net 111.708 acres more or less.

ACCESS EASEMENT (Parcel No. 3)

A tract of land consisting of a Twenty (20.0) foot wide easement located in a part of Section Twenty (20), Township Eleven (11) North, Range Ten (10) West of the 6th. P.M., in Hall County, Nebraska, the centerline of said Twenty (20.0) foot wide easement being more particularly described as follows:
Beginning at the West Quarter Corner of said Section Twenty (20); thence running northerly along the west line of said Section Twenty (20), a distance of One Hundred Eighteen and Ninety Four Hundredths (118.94) feet; thence deflecting right 90°40'43" and running easterly a distance of Three Thousand Forty Six and Eight Hundredths (3046.08) feet, to the ACTUAL point of beginning; thence deflecting left 45°32'42" and running northeasterly a distance of Four Hundred Sixty One and Sixty Two Hundredths (461.62) feet; thence deflecting right 24°49'31" and running northeasterly a distance of Sixty Four and Ninety Four Hundredths (64.94) feet; thence deflecting right 109°51'45" and running southerly a distance of Three Hundred Fifty Two and Fifty Two Hundredths (352.52) feet, to the point of termination, said tract containing 0.404 acres more or less.

EXHIBIT "A-1" ATTACHED TO AND MADE

A PART OF QUITCLAIM DEED

SURVEYOR'S CERTIFICATE

I hereby certify that to the best of my knowledge and belief, that the accompanying plat is from an accurate survey of the described property made under my supervision.

Ronald R. Rockwell, Reg. Land Surveyor No. 349

LAND SURVEY Pt. Section 20, T11N-R10W Hall County, Nebraska	
SUBMITTED BY:	DRAWN BY: Darryl S.
CHECKED BY: R.R.R.	SHEET No. 1 of 1
APPROVED BY:	
DATE: June 15, 2000	REVISIONS: January 14, 2001
PROJECT No.	

200600526

LEGAL DESCRIPTION (Parcel No. 8A)

A tract of land comprising a part of the North Half (N1/2) of Section Twenty (20), Township Eleven (11) North, Range Ten (10) West of the 6th P.M., in Hall County, Nebraska, more particularly described as follows:

Beginning at the northwest corner of said North Half (N1/2); thence running easterly along the north line of said North Half (N1/2), a distance of One Thousand Three Hundred Sixty Four and Sixty Two Hundredths (1364.62) feet, to the ACTUAL point of beginning; thence continuing easterly along the north line of said North Half (N1/2), a distance of Seven Hundred Fifty and Seventy Nine Hundredths (750.79) feet; thence deflecting right 87°33'43" and running southerly a distance of Two Hundred Twenty Three and Eighty Seven Hundredths (223.87) feet; thence deflecting left 23°04'13" and running southeasterly a distance of Two Hundred Twenty Nine and Fifty Four Hundredths (229.54) feet; thence deflecting left 64°09'24" and running easterly a distance of One Hundred Nine and Twenty One Hundredths (109.21) feet; thence deflecting right 90°00'00" and running southerly Four Hundred Fifteen and Eighty Eight Hundredths (415.88) feet; thence deflecting right 50°12'39" and running southwesterly a distance of Two Hundred Forty Three and Seventy Four Hundredths (243.74) feet; thence deflecting left 48°35'43" and running southerly a distance of Three Hundred Seventy and Nineteen Hundredths (370.19) feet; thence deflecting right 89°42'41" and running westerly a distance of Seven Hundred Seventy One and Fifty Nine Hundredths (771.59) feet; thence deflecting right 88°42'57" and running northerly a distance of Three Hundred Thirty Four and Fifteen Hundredths (334.15) feet; thence deflecting left 90°00'07" and running westerly a distance of Four Hundred Fifty Seven and Eighty Seven Hundredths (457.87) feet; thence deflecting right 89°45'07" and running northerly a distance of Two Hundred Eighty Five and Thirty Eight Hundredths (285.38) feet; thence deflecting left 89°45'30" and running westerly a distance of One Hundred Ninety Three and Seventy Hundredths (193.70) feet; thence deflecting right 90°47'40" and running northerly a distance of One Hundred Seventy Nine and Five Hundredths (179.05) feet; thence deflecting right 89°19'48" and running easterly a distance of Three Hundred Seventy Five and Seventy Eight Hundredths (375.78) feet; thence deflecting left 51°15'32" and running northeasterly a distance of Four Hundred Thirty One and Fifty Five Hundredths (431.55) feet; thence deflecting left 38°34'36" and running northerly a distance of Two Hundred Sixteen and Three Hundredths (216.03) feet, to the ACTUAL point of beginning and containing 33.252 acres more or less, of which 0.863 acres more or less is presently occupied by public road right of way. Net 32.389 acres more or less.

ACCESS EASEMENT (50' Wide)

A tract of land consisting of a Fifty (50.0) foot wide easement located in the North Half (N1/2) of Section Twenty (20), Township Eleven (11) North, Range Ten (10) West of the 6th P.M., in Hall County, Nebraska, the centerline of said Fifty (50.0) foot wide easement being more particularly described as follows:

Beginning at the northwest corner of said North Half (N1/2); thence running easterly along the north line of said North Half (N1/2), a distance of One Thousand Three Hundred Ninety Two and Sixty Eight Hundredths (1392.68) feet; thence deflecting right 89°30'47" and running southerly along the centerline of an existing road, a distance of Nine Hundred Eighty One and Sixty Nine Hundredths (981.69) feet; thence deflecting right 01°31'48" and continuing southerly along the centerline of an existing road, a distance of Three Hundred Sixty Nine and Three Tenths (369.30) feet, to the ACTUAL point of beginning; thence continuing along the last described course, a distance of One Thousand One Hundred Ninety Eight and Nine Hundredths (1198.09) feet, to the point of TERMINATION, said point being on the north line of and One Thousand Three Hundred Ninety One and Forty Three Hundredths (1391.43) feet east of the northwest corner of a tract of land referred to as Parcel No. 3, and located in a part of said Section Twenty (20), said tract containing 1.375 acres more or less.

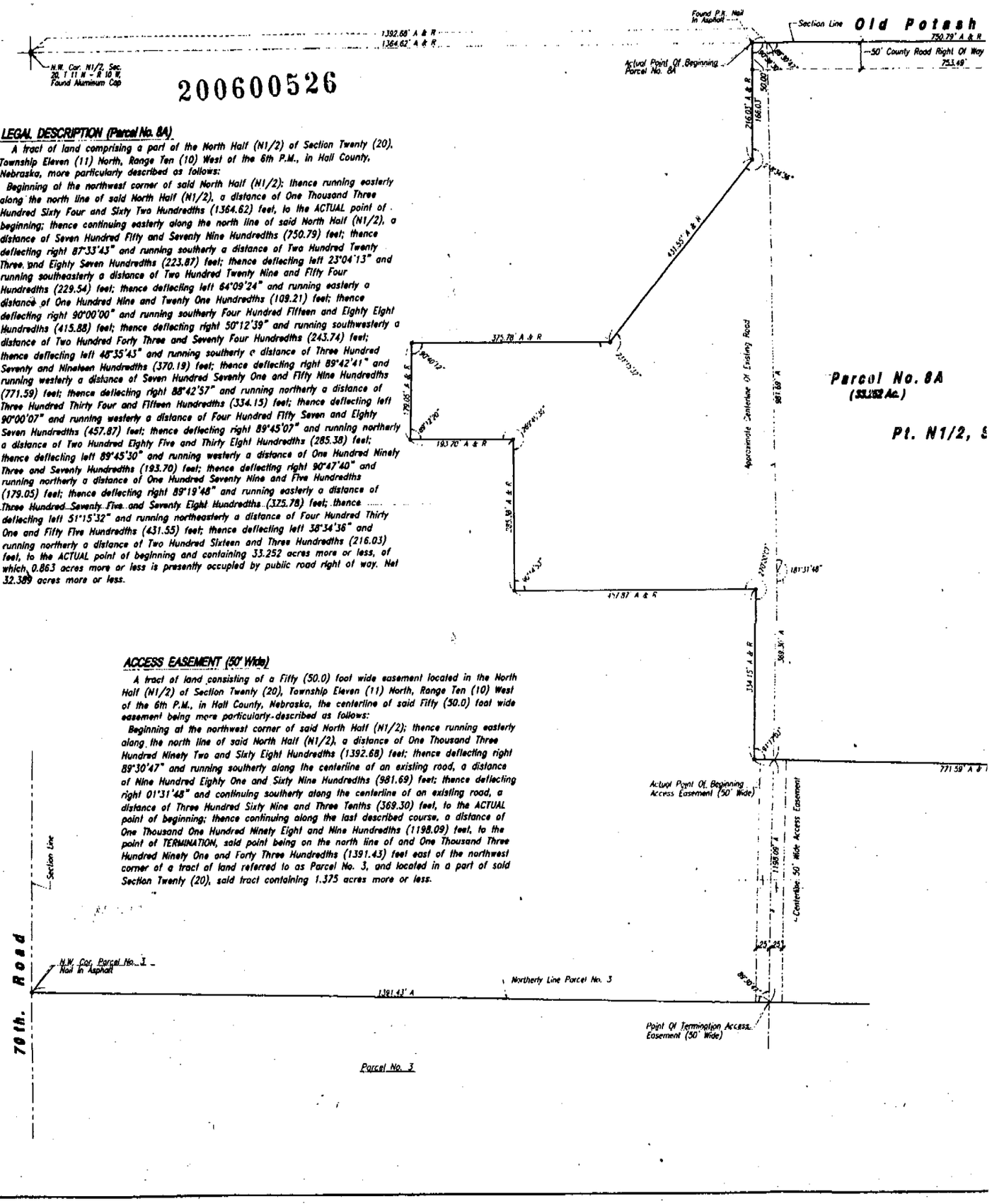

Parcel No. 3

200600526

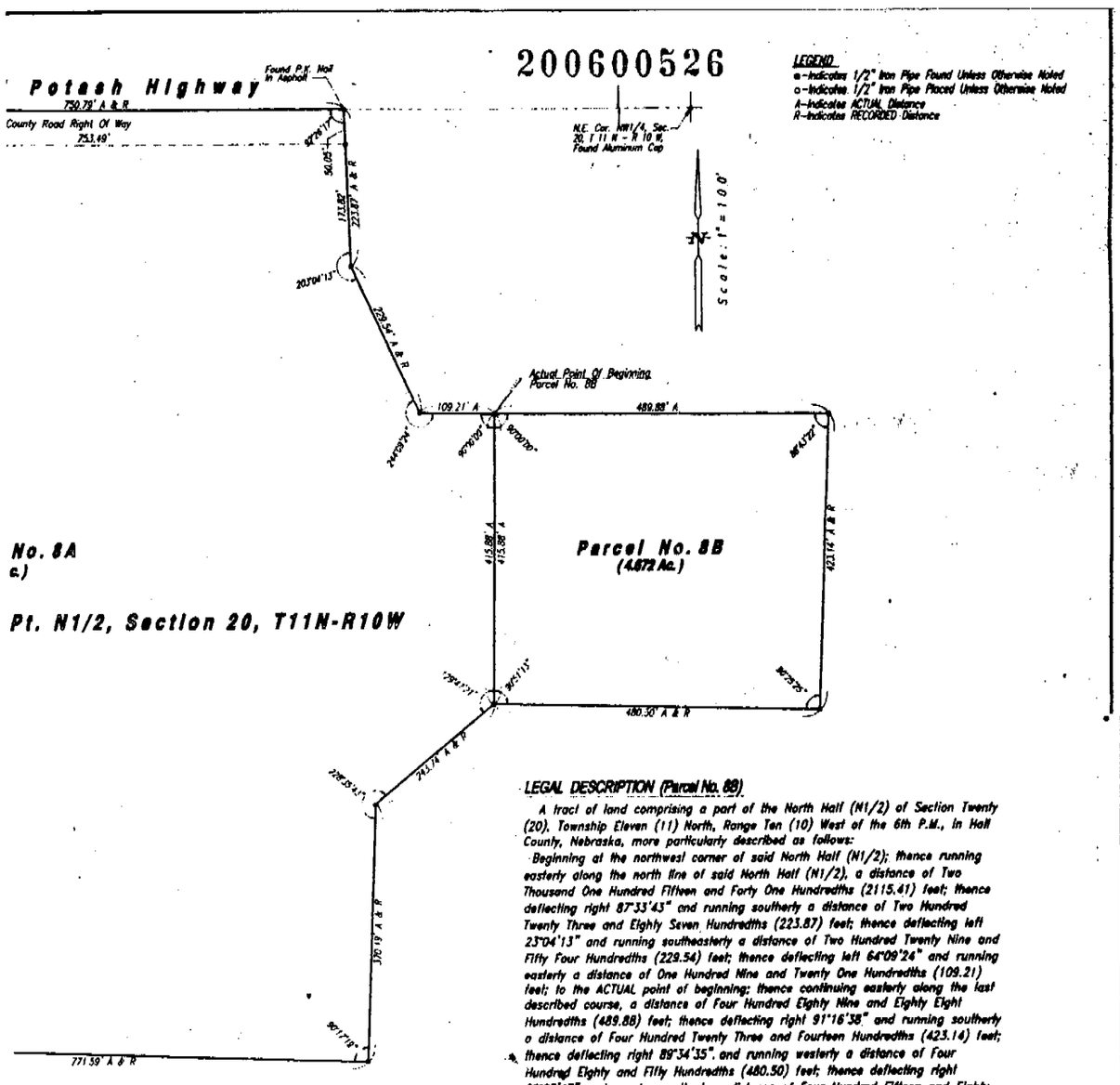

No. 8A
c.)

Pt. N1/2, Section 20, T11N-R10W

LEGAL DESCRIPTION (Parcel No. 8B)

A tract of land comprising a part of the North Half (N1/2) of Section Twenty (20), Township Eleven (11) North, Range Ten (10) West of the 6th P.M., in Hall County, Nebraska, more particularly described as follows:

Beginning at the northwest corner of said North Half (N1/2); thence running easterly along the north line of said North Half (N1/2), a distance of Two Thousand One Hundred Fifteen and Forty One Hundredths (2115.41) feet; thence deflecting right 87°33'43" and running southerly a distance of Two Hundred Twenty Three and Eighty Seven Hundredths (223.87) feet; thence deflecting left 23°04'13" and running southeasterly a distance of Two Hundred Twenty Nine and Fifty Four Hundredths (229.54) feet; thence deflecting left 64°09'24" and running easterly a distance of One Hundred Nine and Twenty One Hundredths (109.21) feet; to the ACTUAL point of beginning; thence continuing easterly along the last described course, a distance of Four Hundred Eighty Nine and Eighty Eight Hundredths (489.88) feet; thence deflecting right 91°16'38" and running southerly a distance of Four Hundred Twenty Three and Fourteen Hundredths (423.14) feet; thence deflecting right 89°34'35", and running westerly a distance of Four Hundred Eighty and Fifty Hundredths (480.50) feet; thence deflecting right 89°08'47" and running northerly a distance of Four Hundred Fifteen and Eighty Eight Hundredths (415.88) feet, to the ACTUAL point of beginning and containing 4.672 acres more or less.

SURVEYOR'S CERTIFICATE

I hereby certify that to the best of my knowledge and belief, the accompanying plat is from an accurate survey of the described property made under my supervision.

Deryl D. Sorgenfrei, Reg. Land Surveyor No. 578

EXHIBIT "A-2" ATTACHED TO AND MADE A PART OF QUITCLAIM DEED

LAND SURVEY

Pt. N1/2, Sec. 20, T 11 N - R 10 W
Hall County, Nebraska

SUBMITTED BY:	DRAWN BY: Deryl S.
CHECKED BY: D.D.S	SHEET No. 1 OF 1 / DWG. No.
APPROVED BY:	
DATE: February 10, 2005	REVISIONS February 28, 2005
PROJECT No.	

200600526

EXHIBIT B-1

Table 2 - Notification of Hazardous Substance Storage, Release or Disposal

Property Description	Name of Hazardous Substance(s) Stored (S), Released (R) or Disposed (D)	Date of Storage, Release or Disposal	Remedial Actions
Parcel 3 Nitrate Area Approximately 113.047 acres of land	Nitrate liquor, aluminum powder and crystalline nitrate (Buildings N-1, N-2, N-3, N-5, N-7, N-9, N-11, N-13, N-15, and N-17) (S) Ammonium nitrate fertilizer (S) Laboratory chemicals and explosive waste (Buildings X-1, X-3, and X-4) (S) Explosive compounds and waste from mine test facility (Building N-2) (S) PCB Transformers and automotive batteries containing lead (Buildings N-1 and N-3 in Salvage Yard) (S) Solvents, paint, and silica sand for sandblasting (Building N-17 and Drum Areas to the North and South of Building N-17) (S)	1942-1945, possibly 1950-1957 1946-1948 Production periods, possibly 1942-1945 and 1950-1957 1968-1973 1965-1990 1979 to present (associated with railcar refurbishing operations)	Based on the 1996 RI and the 1998 Feasibility Study, this area was found to have lead contamination in soil occurring possibly from stored automotive batteries. The 1999 Record of Decision (ROD) for Operable Unit Three identified the selected remedy as excavation of lead-contaminated soil at the General Storage Area/Salvage Yard to levels below the RAO for lead (400 µg/g), transportation of contaminated soil to an off-site disposal facility, and implementation of institutional controls to prevent residential use. Preparations to excavate the lead-contaminated soils within the Nitrate Area were initiated in May 2000. Prior to excavation activities, composite delineation samples were collected at a depth of 6 inches to 1 foot. The analytical results of all composite samples were below RAOs for lead (400 µg/g). As prior analytical detections of lead-contaminated soils could not be confirmed or replicated, no excavation activities at the Nitrate Area were completed. Details of sampling locations and analytical results of the composite sampling are presented in the Closeout Report for the Soil Investigation and Excavation of OU3, 2001. Based on the results of the composite sampling in 2001, concentrations of lead in soil at the Nitrate Area were not confirmed above NDEQ guidance concentrations. As a result, the selected remedy for lead in soil at the Nitrate Area has been achieved. Beginning in December 2003, decontamination by thermal decomposition and demolition of several buildings in the Nitrate Area was performed for residual explosive contaminants, including Buildings N-1, N-2, N-3, N-5, N-7, N-9, N-11, N-13, N-15, X-1, X-3, and X-4. On October 20, 2004, the contractor performing this work certified that the identified buildings had been decontaminated to a 5X level and therefore the affected parcels of land could be transferred for sale. For the work that is performed in accordance with IOCP 385-1, the 5X designation indicates that no significant amounts (not enough to present an explosive safety hazard) of contamination remain. Several criteria must be met to achieve the 5X certification. Among these criteria are thermal decomposition of buildings at a sufficiently high temperature and a determination that explosive soil is not present. For the Nitrate Area sites, the criteria used to determine whether soil was considered explosive was a determination that the soil did not contain greater than 10% by weight of any secondary explosive or mixture of secondary explosives in soil samples.

EXHIBIT "B-1" ATTACHED TO AND MADE

A PART OF QUITCLAIM DEED

EXHIBIT B-1

Table 2 - Notification of Hazardous Substance Storage, Release or Disposal

Property Description	Name of Hazardous Substance(s) Stored (S), Released (R) or Disposed (D)	Date of Storage, Release or Disposal	Remedial Actions
			The >10% by weight explosives level is not a measure of toxicity hazard. Toxicity hazards due to explosive chemicals were evaluated in the 1996 RI, 1998 FS for OU3, and 1999 ROD for OU3. In the OU3 ROD, explosives were not determined to be contaminants of potential concern (COPCs) for the Nitrate Area; therefore no cleanup levels were established for explosives at this Area of Concern (AOC). Soil cleanup levels for explosives that were established for other OU3 AOCs include: Shop Area 102 micrograms per gram (µg/g) of 1,3,5-trinitrobenzene 191 µg/g of 2,4,6- trinitrotoluene Pistol Range 52 µg/g of RDX Sanitary Landfill 123 µg/g of 2-amino-4,6-dinitrotoluene 123 µg/g of 4-amino-2,6-dinitrotoluene 8.42 µg/g of 2,4-dinitrotoluene 8.42 µg/g of 2,6-dinitrotoluene 1,022 µg/g of nitrobenzene 52 µg/g of RDX 191 µg/g of 2,4,6- trinitrotoluene The chemical analyses of soil performed to determine whether explosive soil was present as part of the 5X certification effort can be compared to soil cleanup levels for explosive chemicals that have been established for the various OU3 AOCs. This comparison shows that for soil analyses performed as part of the 5X certification effort for building sites in the Nitrate Area, all of the analytical results for chemicals that have an established cleanup level for an OU3 AOC were less than the respective cleanup level. Groundwater results from perimeter wells indicate that operations at the Nitrate Area have not impacted groundwater.

200600526

EXHIBIT B-2

Table 2 - Notification of Hazardous Substance Storage, Release or Disposal

Property Description	Name of Hazardous Substance(s) Stored (S), Released (R) or Disposed (D)	Date of Storage, Release or Disposal	Remedial Actions
Parcel 8A Shop Area Approximately 32.387 acres of land	Explosive compounds and waste including 2,4,6-TNT and RDX in laundry wastewater (Building S-4, sumps, open ditches, and leachfields) (S) (R)	Periods of ammunition production between 1942 and 1973	A number of containers of pesticides, herbicides, and other chemicals from Building S-37 were disposed of by DRMO in 1993 through 1994. Investigation of the Shop Area determined that there were unacceptable concentrations of lead in soil. Soils contaminated with lead were identified in the 1996 RI in the Shop Area, directly east/northeast of Building S-22. The 1999 ROD identified the selected remedy as excavation and off-site disposal of lead-contaminated soil to or below the RAO of 400 µg/g, and deed restrictions to prevent residential use.
	Solvents and paints, including lead-based paint were used and stored in the paint shop (Building S-22) (S)	1942-1990	Soil excavation activities were performed at the Shop Area (Parcel 8A) in June 2000. All confirmation sample lead concentrations were below the RAO for lead. All excavations were backfilled with clean fill. The contaminated soil was disposed of at the Grand Island Municipal Landfill. The selected remedy for lead in soil of excavation and disposal has been achieved. The 2004 Final First Five-Year Review Report determined that the selected remedy for OU3 remains protective of human health and the environment.
	Paints, pesticides, solvents, oils, and other chemicals in Paint Spray Shop and pesticide mixing (Building S-37) (S)	1942-1990	Beginning in December 2003, decontamination by thermal decomposition and demolition of Buildings S-4 and S-5 in Parcel 8A in the Shop Area was performed for residual explosive contaminants. On October 20, 2004, the contractor performing this work certified that the identified buildings had been decontaminated to a 5X level and therefore the affected parcels of land could be transferred for sale. For the work that is performed in accordance with IOCP 385-1, the 5X designation indicates that no significant amounts (not enough to present an explosive safety hazard) of contamination remain. Several criteria must be met to achieve the 5X certification. Among these criteria are thermal decomposition of buildings at a sufficiently high temperature and a determination that explosive soil is not present. For the Shop Area sites, the criteria used to determine whether soil was considered explosive was a determination that the soil did not contain greater than 10% by weight of any secondary explosive or mixture of secondary explosives in soil samples. The >10% by weight explosives level is not a measure of toxicity hazard. Toxicity hazards due to explosive chemicals were evaluated in the 1996 RI, 1998 FS for OU3, and 1999 ROD for OU3. In the OU3 ROD, explosive contaminant soil cleanup levels established for the Shop Area include the following: 102 µg/g of 1,3,5-trinitrobenzene 191 µg/g of 2,4,6- trinitrotoluene The OU3 ROD determined that no explosive contaminants exceeded the cleanup levels established for the Shop Area.

EXHIBIT "B-2" ATTACHED TO AND MADE

A PART OF QUITCLAIM DEED

200600526

EXHIBIT B-2

Table 2 - Notification of Hazardous Substance Storage, Release or Disposal

Property Description	Name of Hazardous Substance(s) Stored (S), Released (R) or Disposed (D)	Date of Storage, Release or Disposal	Remedial Actions
			A review of soil analyses performed as part of the 5X certification effort in the Shop Area building sites (Buildings S-4 and S-5) indicates that all of the analyses for explosive chemicals were below quantitation limits (non-detect). The quantitation limits for these analyses were far below the cleanup levels/Remedial Action Objectives (RAOs) established in the ROD for OU3, therefore these analytical results are also below established RAOs. No groundwater contamination was found on Parcel 8A, therefore no remediation of contaminated groundwater on Parcel 8A was specified in the 1999 OU3 ROD. The OU3 ROD does specify groundwater monitoring for VOCs and natural attenuation indicators for the VOC plume located in Parcel 8B and deed restrictions to prevent residential use and domestic groundwater use.

Entered As Instrument No
0200600527

STATE OF NEBRASKA)
COUNTY OF HALL) SS

2006 JAN 19 PM 3 01

Kathy Haase
REG OF DEEDS

CASH 80.50
CHECK

REFUNDS:
CASH
CHECK

NEBRASKA DOCUMENTARY
STAMP TAX
Date 1-19-2006
Exempt 2 By AT

G. I. ABSTRACT

200600527

80.50

Cornhusker Army Ammunition Plant
Hall County, Nebraska
Parcel 8B
Portions of Acquisition Tracts 72 and 76

QUITCLAIM DEED

KNOW ALL BY THESE PRESENTS:

THIS QUITCLAIM DEED is made this 8th day of December, 2005, by and between the **UNITED STATES OF AMERICA**, hereinafter referred to as "Grantor," acting by and through the Deputy Assistant Secretary of the Army (Installations and Housing) (I&H) pursuant to a delegation of authority from the **SECRETARY OF THE ARMY**, under and pursuant to the powers and authority contained in Section 2836(a) of the National Defense Authorization Act for Fiscal Year 1995 (Public Law 103-337, 108 Stat 2663, 3063) ("said Act"), and **DTE Rail Services, Inc., a Michigan corporation, with its principal office located at 425 South Main Street, Ann Arbor, Michigan 48104,** hereinafter referred to as "Grantee."

WITNESSETH:

WHEREAS, said Act authorizes the Secretary of the Army to convey the property herein to the Hall County, Nebraska, Board of Supervisors, or its designee; and

WHEREAS, said Board designated that the property to be conveyed herein be transferred to Grantee; and

WHEREAS, the Department of the Army has completed environmental restoration required, if any, with respect to the property conveyed herein; and

WHEREAS, the Grantee's use of the property will be in a manner consistent with the Cornhusker Army Ammunition Plant Reuse Committee Comprehensive Reuse Plan; and

WHEREAS, all the property to be conveyed herein has heretofore been declared surplus to the needs of the United States of America, is presently under the jurisdiction of the Secretary of the Army, is available for disposal and its disposal has been heretofore authorized by the Secretary of the Army, acting pursuant to the above mentioned laws, regulations and orders.

NOW THEREFORE, Grantor and Grantee make the following respective conveyances, grants, assignments, reservations, restrictions, covenants, exceptions, notifications, conditions, and agreements hereinafter set forth.

I. CONVEYANCE

Grantor, for and in consideration of: (1) good and valuable consideration in the sum of **EIGHT THOUSAND FOUR HUNDRED AND NO/100 DOLLARS ($8,400.00)**, the receipt of which is hereby acknowledged by Grantor; and, (2) the specific agreements hereinafter made by Grantee, for itself and its successors and assigns, to abide by and take subject to all reservations, restrictions, covenants, exceptions, notifications, conditions and agreements hereinafter set forth in this Quitclaim Deed, does hereby convey, remise, release and forever quitclaim to the Grantee, its successors and assigns, under and subject to the reservations, restrictions, covenants, exceptions, notifications, conditions and agreements hereinafter set forth, all its right, title and interest, in and to the following described property situate, lying, and being in Hall County, State of Nebraska, including any and all buildings, appurtenances and improvements thereon:

One parcel of land comprising part of North One Half (N1/2) of Section Twenty (20), Township Eleven (11) North, Range Ten (10) West of the Sixth Principal Meridian, all being located in Hall County, Nebraska, containing 4.672 acres, more or less (hereinafter referred to as the "Property") and more particularly shown and described as Parcel No. 8B on Exhibit **"A"**, attached hereto and made a part hereof.

RESERVING, however, to the Grantor and its assigns, ownership and exclusive use of the existing monitoring wells located on the property together with access across the Property for the purpose of monitoring and/or closing the wells. The Grantee, its successors and assigns shall allow ingress and egress of all equipment necessary to accomplish the same. Five monitoring wells are located in various areas on the Property being conveyed (G0053/G0069/ SHGW02/SHGW03/SHGW04).

RESERVING, however, to the Grantor and its assigns a perpetual and assignable right, power, and easement in, upon, over and across the above described real property as follows: no new water wells shall be constructed and maintained on the land for domestic purposes; no existing water wells shall be utilized on the land for domestic purposes; and no ground water shall be used for domestic purposes. Domestic purposes include human consumption, sanitation, bathing, cooking, laundering, and swimming. Domestic purposes do not include crop irrigation, watering of livestock, and fire control. Ground water means that water which occurs in or moves, seeps, filters, or percolates through ground under the surface of the land. Grantor and its assigns also reserve a perpetual right of access to any and all portions of the above described real property for the purposes of monitoring compliance with and enforcing said easement, including the right, at Grantee's, its successors', and assigns' sole expense, to close and decommission any water wells being constructed, maintained, or utilized on the land for domestic purposes and to disconnect and remove any related pumping equipment, piping and utilities. Grantor and its assigns shall have the right to enforce said easement in any court of competent jurisdiction. In the event that volatile organic compounds (VOCs) in the groundwater, as identified in the

Record of Decision, are attenuated to less than the cleanup levels established in Table 5-5 of the final Operable Unit 3 Record of Decision dated October 1999, or any later amendments to this Record of Decision, the underlying fee owner(s) may file a written application with the U.S. Army Corps of Engineers, Omaha District, Real Estate Division, Omaha, Nebraska, for a written release of said easement. A copy of this application shall be furnished to the U.S. Environmental Protection Agency and the Nebraska Department of Environmental Quality. Said release will be issued to the underlying fee owner(s) only in the event that the Army Corps of Engineers, in its sole discretion, gives its approval. In the event such a release is issued, the underlying fee owner(s) will bear all costs of recording the release in the local county records.

TO HAVE AND TO HOLD the same, together with all improvements, hereditaments, appurtenances therein and all reversions, remainders, issues, profits and other rights belonging or related thereto, either in law or in equity, for the use, benefit and behalf of the Grantee, its successors and assigns forever.

II. GENERAL GOVERNMENT RESERVATIONS TO CONVEYANCE

This conveyance is expressly made subject to the following reservations in favor of Grantor, its successors and assigns:

a. SAVE AND EXCEPT and there is hereby reserved unto Grantor, its successors and assigns, all rights and interests that have been previously reserved to Grantor in any Patent(s) covering the Property.

III. CERCLA COVENANT AND RESERVED ACCESS EASEMENT

a. Pursuant to Section 120(h)(3) of the Comprehensive Environmental Response, Compensation and Liability Act, as amended (CERCLA), 42 U.S.C. Section 9620(h)(3), the Grantor has made a complete search of its records concerning the property subject to this deed. Those records indicate that the hazardous substances, as defined by Section 101 (14) of CERCLA, shown on Exhibit **"B"**, attached hereto and made a part hereof, have been stored for one year or more (S), released (R), or disposed of (D) on the property during the time the property was owned by the Grantor. The Grantee should review the Final Environmental Baseline Survey No. 38-EH-8519-99 dated 9-20 November 1998, the Environmental Baseline Survey for the Property dated 3 May 1999, and the Finding of Suitability to Transfer (FOST), dated May 2005, for further details.

b. The Grantor covenants and warrants that all remedial action necessary to ensure protection of human health and the environment with respect to any such substances remaining on the property has been taken prior to the date hereof. Furthermore, excepting those situations where the Grantee, hereunder, its successors or assigns, hereunder are potentially responsible parties, as defined by CERCLA, any additional remedial action found to be necessary with respect to any such substance remaining on the property after the date hereof shall be conducted by the United States.

c. The Grantor shall not incur liability for additional response action or corrective action found to be necessary after the date of transfer in any case in which the person or entity to whom the property is transferred, or other non-Grantor entities, is identified as the party responsible for contamination of the property.

d. The Grantor reserves a right of access to any and all portions of the herein described parcels of land for purposes of environmental investigation, remediation or other corrective action. This reservation includes the right of access to and use of, to the extent permitted by law, available utilities at reasonable cost to the Grantor. These rights shall be exercisable in any case in which a remedial action, response action or corrective action is found to be necessary after the date of this conveyance of the herein described parcels of land, or in which such access is necessary to carry out a remedial action, response action or corrective action on adjoining property. Pursuant to this reservation, the United States and its respective officers, agents, employees, contractors and subcontractors shall have the right (upon reasonable notice to the Grantee or the then owner and any authorized occupant of the property) to enter upon the herein described parcels of land and conduct investigations and surveys, to include drilling, test-pitting, borings, data and/or record compilation, and other activities related to environmental investigation, and to carry out remedial or removal actions as required or necessary under applicable authorities, including but not limited to the installation, operation and removal of monitoring wells, pumping wells, and treatment facilities. Any such entry, including such activities, responses or remedial actions, shall be coordinated with record title owner and shall be performed in a manner that minimizes interruption with activities of authorized occupants. Grantor will provide the record title owner reasonable advance notice of such activities, responses, or remedial actions. This subparagraph shall not affect the Grantor's future responsibilities, if any, to conduct response actions or corrective actions that are required by applicable laws, rules, and regulations.

IV. SPECIFIC ENVIRONMENTAL NOTICES, EXCLUSIONS, RESERATIONS, COVENANTS AND RESTRICTIONS AFFECTING THE PROPERTY

This conveyance is expressly made subject to the following environmental notices, exclusions, reservations, covenants and restrictions affecting the property hereby conveyed to the extent and only to the extent the same are valid and affect the property, and shall be considered as covenants running with the land and binding on all parties having any right, title or interest in the property, or any part thereof, their heirs, successors and assigns.

a. Federal Facility Agreement

The Grantee acknowledges that Cornhusker Army Ammunition Plant has been identified as a National Priority List (NPL) site under the Comprehensive Environmental Response, Compensation and Liability Act (CERCLA) of 1980, as amended. A copy of the Cornhusker Army Ammunition Plant Federal Facility Agreement (FFA), entered into by the United States Environmental Protection Agency (EPA) Region VII, the State of Nebraska and the Department of the Army, effective September 1990, and a copy of any amendments thereto, have been provided the Grantee. The Grantee, its successors and assigns, agree that should any conflict arise between the terms of the FFA as they presently exist or as they may later be amended and

the provisions of this property transfer, the terms of the FFA will take precedence. The Grantee, its successors and assigns, further agree that notwithstanding any other provisions of this Deed, the Grantor assumes no liability to the Grantee, its successors and assigns, should implementation of the FFA interfere with their use of the property. The Grantee, its successors and assigns, shall have no claim on account of any such interference against the Grantor or any officer, agent, employee or contractor thereof.

b. Environmental Baseline Survey (EBS) and Finding of Suitability to Transfer (FOST)

1. The Grantee has received the technical environmental reports, including the Environmental Baseline Survey for the Property dated 9-20 November 1998, the Environmental Baseline Survey for the Property dated 3 May 1999 and the FOST for the property dated May 2005, prepared by the Grantor, and agrees, to the best of the Grantee's knowledge, that they accurately describe the environmental condition of the Property. The Grantee has inspected the Property and accepts the physical condition and current level of environmental hazards on the Property and deems the Property to be safe for the Grantee's intended use.

2. If an actual or threatened release of a hazardous substance or petroleum product is discovered on the Property after the date of the conveyance, whether or not such substance was set forth in the technical environmental reports, including the EBSs, Grantee or its successors or assigns shall be responsible for such release or newly discovered substance unless Grantee is able to demonstrate that such release or such newly discovered substance was due to Grantor's activities, ownership, use, or occupation of the Property. Grantee, its successors and assigns, as consideration for the conveyance, agree to release Grantor from any liability or responsibility for any claims arising solely out of the release of any hazardous substance or petroleum product on the Property occurring after the date of this Deed, where such substance or product was placed on the remaining Property by the Grantee, or its successors, assigns, employees, invitees, agents or contractors, after the conveyance. This Subsection IV.b. shall not affect the Grantor's responsibilities to conduct response actions or corrective actions that are required by applicable laws, rules and regulations.

c. Notice of the Presence of Lead-Based Paint and Covenant Against the Use of the Property for Residential Purposes

1. The Grantee is hereby informed and does acknowledge that all buildings on the Property, which were constructed or rehabilitated prior to 1978, are presumed to contain lead-based paint. Lead from paint, paint chips, and dust can pose health hazards if not managed properly. Every purchaser of any interest in Residential Real Property on which a residential dwelling was built prior to 1978 is notified that such property may present exposure to lead from lead-based paint that may place young children at risk of developing lead poisoning. Lead poisoning in young children may produce permanent neurological damage, including learning disabilities, reduced intelligence quotient, behavioral problems, and impaired memory. Lead poisoning also poses a particular risk to pregnant women. The seller of any interest in Residential Real Property is required to provide the buyer with any information on lead-based

paint hazards from risk assessments or inspections in the seller's possession and notify the buyer of any known lead-based paint hazards. "Residential Real Property" means any housing constructed prior to 1978, except housing for the elderly (households reserved for and composed of one or more persons 62 years of age or more at the time of initial occupancy) or persons with disabilities (unless any child who is less than 6 years of age resides or is expected to reside in such housing) or any 0-bedroom dwelling.

2. Available information concerning known lead-based paint and/or lead-based paint hazards, the location of lead-based paint and/or lead-based paint hazards, and the condition of painted surfaces is contained in the Environmental Baseline Surveys and (for residential properties) the lead-based paint assessment, which have been provided to the Grantee. All purchasers must receive the federally-approved pamphlet on lead poisoning prevention. The Grantee hereby acknowledges receipt of all of the information described in this subparagraph.

3. The Grantee acknowledges that it has received the opportunity to conduct its own risk assessment or inspection for the presence of lead-based paint and/or lead-based paint hazards prior to execution of this document.

4. The Grantee covenants and agrees that it shall not permit the occupancy or use of and buildings or structures on the Property as Residential Real Property without complying with this section and all applicable Federal, state, and local laws and regulations pertaining to lead-based paint and/or lead-based paint hazards. Prior to permitting the occupancy of the Property where its use subsequent to sale is intended for residential habitation, the Grantee specifically agrees to perform, at its sole expense, the Army's abatement requirements under Title X of the Housing and Community Development Act of 1992 (Residential Lead-Based Paint Hazard Reduction Act of 1992) (hereinafter Title X).

5. The Grantee shall, after consideration of the guidelines and regulations established pursuant to Title X: (1) Comply with the joint HUD and EPA Disclosure Rule (24 CFR 35, Subpart A, 40 CFR 745, Subpart F), when applicable, by disclosing to prospective purchasers the known presence of lead-based paint and/or lead-based paint hazards as determined by previous risk assessments; (2) Abate lead-based paint hazards in pre-1978 buildings and structures in paint, dust and bare soil in accordance with the HUD Guidelines, and (3) Comply with the EPA lead-based paint work standards when conducting lead-based paint activities (40 CFR 745, Subpart L).

6. In complying with these requirements, the Grantee covenants and agrees to be responsible for any abatement or remediation of lead-based paint or lead-based paint hazards on the Property found to be necessary as a result of the subsequent use of the Property for residential purposes. The Grantee covenants and agrees to comply with solid or hazardous waste laws that may apply to any waste that may be generated during the course of lead-based paint abatement activities.

7. The Grantee further agrees to indemnify and hold harmless the Army, its officers, agents and employees, from and against all suits, claims, demands, or actions, liabilities,

judgments, costs and attorney's fees arising out of, or in a manner predicated upon personal injury, death or property damage resulting from, related to, caused by or arising out of lead-based paint hazards on the Property if used for residential purposes.

8. The covenants, restrictions, requirements and obligations of this Subsection IV.c. shall be binding upon the Grantee, its successors and assigns and all future owners and shall be deemed to run with the land. The Grantee on behalf of itself, its successors and assigns covenants that it will include and make legally binding, this Subsection IV.c. in all subsequent transfers, leases, or conveyance documents.

d. Notice of the Presence of Asbestos and Covenant

1. The Grantee is hereby informed and does acknowledge that friable and non-friable asbestos or asbestos-containing materials ("ACM") has been found on the Property, as described in the EBSs/FOST. The ACM on the Property does not currently pose a threat to human health or the environment. All friable asbestos that posed a risk to human health has been removed.

2. The Grantee covenants and agrees that its use and occupancy of the Property will be in compliance with all applicable laws relating to asbestos; and that the Grantor assumes no liability for future remediation of asbestos or damages for personal injury, illness, disability, or death, to the Grantee, its successors or assigns, or to any other person, including members of the general public, arising from or incident to the purchase, transportation, removal, handling, use, disposition, or other activity causing or leading to contact of any kind whatsoever with asbestos on the Property, whether the Grantee, its successors or assigns have properly warned or failed to properly warn the individual(s) injured. The Grantee agrees to be responsible for any future remediation of asbestos found to be necessary on the Property.

3. Unprotected or unregulated exposures to asbestos in product manufacturing, shipyard, and building construction workplaces have been associated with asbestos-related diseases. Both the Occupational Safety and Health Administration (OSHA) and the EPA regulate asbestos because of the potential hazards associated with exposure to airborne asbestos fibers. Both OSHA and EPA have determined that such exposure increases the risk of asbestos-related diseases, which include certain cancers and which can result in disability or death.

4. The Grantee acknowledges that it has inspected the Property as to its asbestos content and condition and any hazardous or environmental conditions relating thereto. The Grantee shall be deemed to have relied solely on its own judgment in assessing the overall condition of all or any portion of the Property, including, without limitation, any asbestos hazards or concerns.

5. The Grantor assumes no liability for any damages to person or property, and gives no warranties, either express or implied, with regard to the presence or absence of asbestos or ACM in buildings and structures, or whether the Property is or is not suitable for a particular purpose. The Grantee further agrees to indemnify and hold harmless the Grantor, its officers,

agents and employees from and against all suits, claims, demands or actions, liabilities, judgments, penalties, costs and attorneys' fees arising out of or in any manner predicated upon, future asbestos abatement or remediation from within buildings and structures on the Property; disposal of ACM or asbestos after conveyance to the Grantee; personal injury, death or property damages resulting from, related to, caused by or arising out of exposure to asbestos within buildings and structures on the Property on or after conveyance of such portions of the Property to the Grantee. The Grantee's obligation hereunder shall apply whenever the United States incurs costs or liabilities for actions giving rise to liability under this Subsection. The Grantee shall not be responsible for indemnifying or holding the Grantor harmless from any loss, claims, liabilities, judgments, penalties, costs, or damages arising out of exposure to asbestos that occurred prior to the date of this Deed.

e. Polychlorinated Biphenyls (PCBs) Containing Equipment Notification

The Grantee is hereby informed and does acknowledge that equipment containing polychlorinated biphenyls (PCBs) exists on the Property to be conveyed and that said equipment is owned by Southern Public Power District.

f. Notice of Aboveground Storage Tanks - Parcel 8B

The Grantee is hereby informed and does acknowledge there were several Aboveground Storage Tanks (ASTs) that contained diesel fuel which were formerly located on the premises from 1942 to 1998 (S-3, S-7, S-8, S-9, S-12, S-32, S-34 and S-35); the tanks and surrounding soil were removed in 1989 (S-7, S-8, S-9) and 1998 (S-3, S-12, S-32, S-34 and S-35); and subsequent investigation indicated that no additional cleanup was necessary.

g. Land Use Restrictions

The Grantor has undertaken careful environmental study of the Property and concluded, to which the Grantee agrees, that the highest and best use of the Property is limited by its environmental condition to commercial/industrial/agricultural uses. In order to protect human health and the environment, promote community objectives, and further the common environmental objectives and land use plans of the Grantor, State of Nebraska and Grantee, the following covenants/restrictions/reservations are included in this deed to assure the use of the Property is consistent with environmental conditions of the Property. The following covenants/restrictions/reservations benefit both the lands retained by the Grantor and the general public welfare and are consistent with the State of Nebraska and Federal environmental statutes.

1. Commercial/Industrial/Agricultural Use Restrictions

(a) The Grantee covenants for itself, its successors and assigns, that the Property shall be used solely for commercial/industrial/agricultural purposes and not for residential purposes, the Property having been remediated only for commercial/industrial/agricultural uses. Commercial, Industrial and Agricultural uses include, but are not limited to, administrative/office

space, manufacturing, warehousing, restaurants, hotels/motels and retail activities. Residential use includes, but is not limited to, housing, day care facilities, and schools (excluding education and training programs for persons over 18 years of age), and assisted living facilities.

(b) Nothing contained herein shall preclude the Grantee from undertaking, in accordance with applicable laws and regulations, such additional remediation necessary to allow for residential use of the Property. Any additional remediation will be at no additional cost to the Grantor and with the Grantor's prior written consent. Consent may be conditioned upon such terms and conditions as the Grantor deems reasonable and appropriate, including performance and payment bonds and insurance. Upon completion of such remediation required to allow residential use of the Property and upon the Grantee's obtaining the approval of the U.S. Army Corps of Engineers, the U.S. Environmental Protection Agency (EPA) and the Nebraska Department of Environmental Quality (DEQ) and, if required, any other regulatory agency, the Grantor agrees to release or, if appropriate, modify this restriction by executing and recording, in the same land records of Nebraska, Hall County, as this deed, a Partial Release of Covenant. Grantee shall bear the cost of recording and reasonable administrative fees.

2. Enforcement

(a) The above covenants/restrictions/reservations shall inure to the benefit of the public in general and adjacent lands, including lands retained by the United States, and, therefore, are enforceable by the United States Government and State of Nebraska. These covenants/restrictions/reservations are binding on the Grantee, its successors and assigns; shall run with the land; and are forever enforceable.

(b) The Grantee covenants for itself, its successors and assigns that it shall include and otherwise make legally binding the above land use covenants/restrictions/ reservations in all subsequent leases and transfer or conveyance documents relating to the Property subject hereto. Notwithstanding this provision, failure to include these land use restrictions in subsequent conveyances does not abrogate the status of these covenants/restrictions/reservations as binding upon the parties, their successors and assigns.

(c) The Grantee, for itself, its successors and assigns, covenants that it will not undertake or allow any activity on or use of the Property that would violate the land use restrictions contained herein.

(d) Notwithstanding any other provision of this Deed; any agreement between the Grantee and the Grantor; the provisions of CERCLA, including CERCLA Section 120(h)(3), as amended, the Grantee on behalf of itself, its successors and assigns, covenants and agrees that the Grantee or the then record owner of the Property will be fully responsible for any investigation and/or remediation of hazardous substances, pollutants or contaminants, or petroleum or petroleum derivatives, to the extent that such investigation and/or remediation becomes necessary in response to a violation of the land use restrictions in Section IV.g., or the reserved negative easement in Section I.

3. Submissions

Modification of Restrictions. The Grantee shall submit any requests to use the Property for residential purposes, install monitoring wells or other modification to the above restrictions to Grantor, with a copy to EPA and Nebraska DEQ, by first class mail, postage prepaid, addressed as follows:

(a) to Grantor:	Corps of Engineers, Omaha District ATTN: CENWO-RE 106 South 15th Street Omaha, NE 68102-1618
(b) to EPA:	U.S. Environmental Protection Agency, Region VII 901 North 5th Street Kansas City, KS 66101
(c) to State:	Nebraska Department of Environmental Quality P.O. Box 98922 Lincoln, NE 68509-8922

V. MISCELLANEOUS GRANTEE COVENANTS

Grantee covenants for itself, and its successors or assigns, and every successor in interest in the Property, to abide with each of the agreements and covenants running with the land described in Section IV of this Quitclaim Deed. In addition, Grantor and its successors and assigns, shall be deemed a beneficiary of each of the following agreements and covenants without regard to whether it remains the owner of any land or interest therein in the locality of the Property hereby conveyed and shall have a right to enforce each of the following agreements and covenants in any court of competent jurisdiction. Notwithstanding the foregoing, Grantor and its successors and assigns shall have no affirmative duty to any successor in title to this conveyance to enforce any of the following agreements and covenants.

a. It is understood and agreed by Grantee, for itself and its successors and assigns, that except for warranties, responsibilities and agreements of Grantor specifically set forth herein, the Property is conveyed "***as is***" and "***where is***" without any representation or warranty on the part of Grantor to make any alterations, repairs or additions. Grantor shall not be liable for any latent or patent defects in the Property. Grantee, for itself and its successors and assigns, acknowledges that Grantor has made no representations or warranty concerning the condition and state of repair of the Property nor any agreement or promise to alter, improve, adapt or repair the Property.

b. The Grantee, its successors and assigns, shall neither transfer the Property, lease the Property, nor grant any interest, privilege, or license whatsoever in connection with the Property without the inclusion of the environmental protection provisions contained herein, and shall require the inclusion of such environmental protection provisions in all further deeds, transfers, leases, or grants of any interest, privilege, or license.

VI. AGREEMENTS, NOTICES AND CONDITIONS 200600527

a. Anti-Deficiency Act

The Grantor's obligation to pay or reimburse any money under this Deed is subject to the availability of funds appropriated for this purpose to the Department of the Army, and nothing in this deed shall be interpreted to require obligations or payments by the Grantor in violation of the Anti-Deficiency Act, 31 U.S.C. Section 1341.

b. Notice of Wetlands

This Property contains wetlands protected under state and Federal laws and regulations. Applicable laws and regulations restrict activities that involve draining wetlands or the discharge of fill materials into wetlands, including, without limitation, the placement of fill materials; the building of any structure; the placement of site-development fills for recreational, industrial, commercial, residential, and other uses; the placement of causeways or road fills; and the construction of dams and dikes.

VII. GENERAL EXCEPTIONS TO CONVEYANCE

This conveyance is expressly made subject to the following matters to the extent and only to the extent the same are valid and affect the Property:

a. All existing permits, easements and rights-of-way for public streets, roads and highways, public utilities, electric power lines, electric transmission facilities, recreational trails, railroads, pipelines, ditches and canals on, over and across said land, whether or not of record.

b. Any zoning laws, ordinances, or regulations governing the subject property or regulations of other regulatory authorities having jurisdiction.

c. Matters which would be disclosed by a careful physical inspection of the property or the property records and by a properly conducted survey of the property.

d. Any survey discrepancies, conflicts, or shortages in area or boundary lines, or any encroachments, or protrusions, or any overlapping of improvements that may affect the property.

e. All existing interest(s) reserved to or outstanding in third parties in and to coal, oil, gas, and/or minerals.

f. All other existing interests reserved by any original Grantor(s) in chain of title unto said Grantor(s), their respective successors and assigns, which affects any portion of the property interest(s) hereinabove described.

g. Installation Commander agreements, whether or not of record or otherwise approved in writing by Grantee.

200600527

VIII. NO WAIVER

The failure of the Government to insist in any one or more instances upon complete performance of any of the said notices, covenants, conditions, restrictions, or reservations shall not be construed as a waiver or a relinquishment of the future performance of any such covenants, conditions, restrictions, or reservations; but the obligations of the Grantee, its successors and assigns, with respect to such future performance shall continue in full force and effect.

THIS QUITCLAIM DEED is exempt from the documentary tax under the provision of Neb. Rev. Stat. 76-902(2) (R.S. Supp., 1991) in which property is transferred by the United States.

THIS QUITCLAIM DEED is not subject to the provisions of 10 U.S.C. 2662.

IN WITNESS WHEREOF, the Grantor has caused this Deed to be executed in its name by the Deputy Assistant Secretary of the Army (I&H) and the Seal of the Department of the Army to be hereunto affixed this 8th day of December, 2005.

UNITED STATES OF AMERICA

By: _____
Joseph W. Whitaker
Deputy Assistant Secretary of the Army
(Installations and Housing)
OASA(I&E)

COMMONWEALTH OF VIRGINA)
)ss
COUNTY OF ARLINGTON)

I, the undersigned, a Notary Public in and for the Commonwealth of Virginia, County of Arlington, whose commission as such expires on this 30th day of September, 2008, do hereby certify that this day personally appeared before me in the Commonwealth of Virginia, County of Arlington, Joseph W. Whitaker, Deputy Assistant Secretary of the Army (I&H), whose name is signed to the foregoing instrument and who acknowledged the foregoing instrument to be his free act and deed, dated this 8th day of December, 2005, and acknowledged the same for and on behalf of the UNITED STATES OF AMERICA.

_____
Notary Public

My commission expires: 30 September 2008

Embossed Hereon Is My
Commonwealth of Virginia Notary Public Seal
My Commission Expires September 30, 2008
SHEKINAH Z. HILL

GRANTEE ACCEPTANCE **200600527**

The undersigned Grantee, does hereby accept the herein-described property, subject to the notices, agreements, reservations, restrictions, conditions, covenants and exceptions hereinabove expressed.

Executed this 5 day of August, 2005, in Washtenaw County, State of Michigan.

DTE RAIL SERVICES, INC.

BY: Evan J O'Neil

TITLE: President CEO

REVIEWED BY: LEGAL 8-4-05

STATE OF MICHIGAN)
) **ss**
COUNTY OF WASHTENAW)

The foregoing Quitclaim Deed was acknowledged before me this 5 day of August, 2005, by Evan James O'Neil.

Noree Bowbeer
Notary Public

My commission expires: 9/2/2007

NOREE BOWBEER
Notary Public, Washtenaw County, MI
My Commission Expires 09/02/2007

200600527

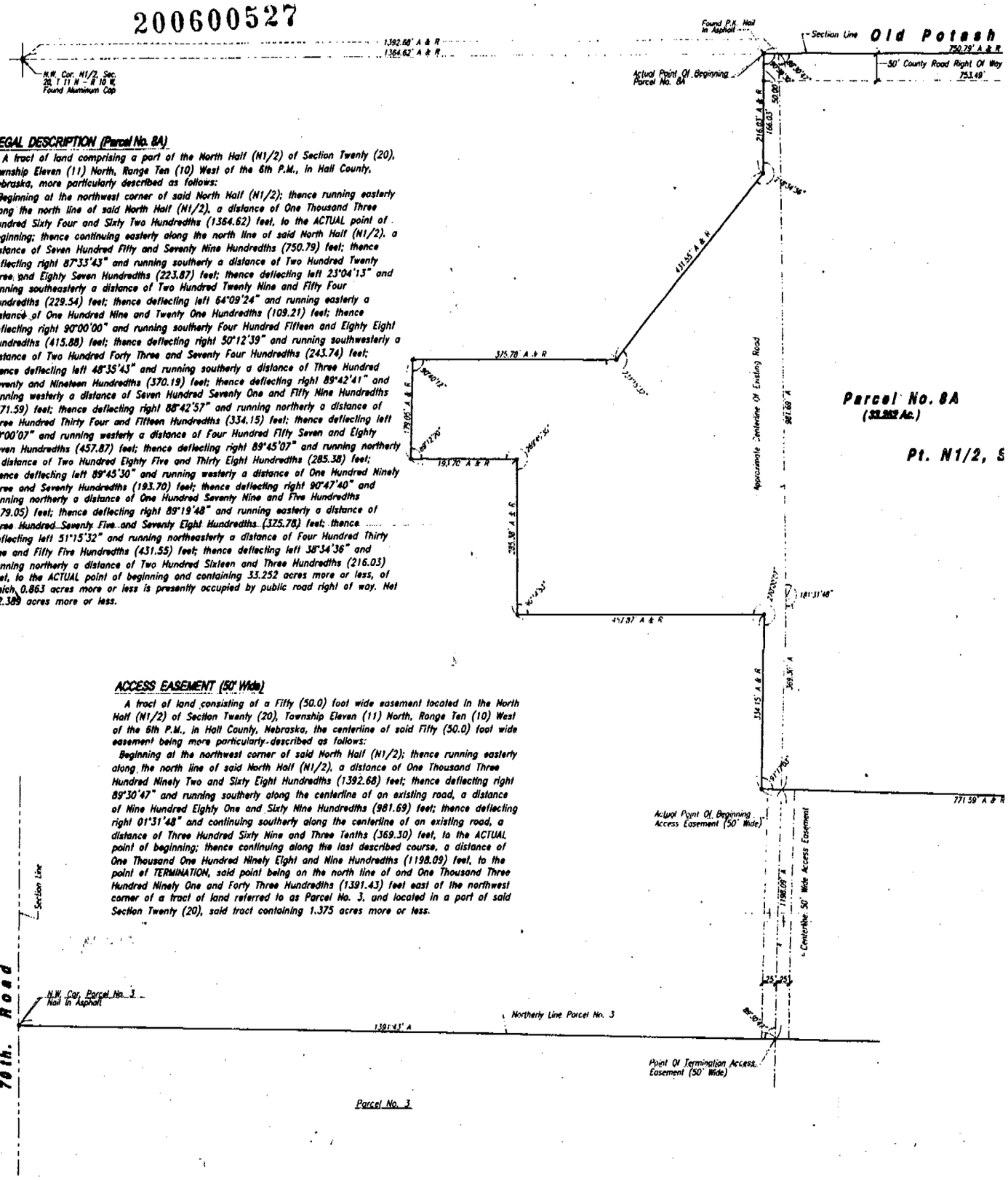

LEGAL DESCRIPTION (Parcel No. 8A)

A tract of land comprising a part of the North Half (N1/2) of Section Twenty (20), Township Eleven (11) North, Range Ten (10) West of the 6th P.M., in Hall County, Nebraska, more particularly described as follows:

Beginning at the northwest corner of said North Half (N1/2); thence running easterly along the north line of said North Half (N1/2), a distance of One Thousand Three Hundred Sixty Four and Sixty Two Hundredths (1364.62) feet, to the ACTUAL point of beginning; thence continuing easterly along the north line of said North Half (N1/2), a distance of Seven Hundred Fifty and Seventy Nine Hundredths (750.79) feet; thence deflecting right 87°33'43" and running southerly a distance of Two Hundred Twenty Three and Eighty Seven Hundredths (223.87) feet; thence deflecting left 23°04'13" and running southeasterly a distance of Two Hundred Twenty Nine and Fifty Four Hundredths (229.54) feet; thence deflecting left 64°09'24" and running easterly a distance of One Hundred Nine and Twenty One Hundredths (109.21) feet; thence deflecting right 90°00'00" and running southerly Four Hundred Fifteen and Eighty Eight Hundredths (415.88) feet; thence deflecting right 50°12'39" and running southwesterly a distance of Two Hundred Forty Three and Seventy Four Hundredths (243.74) feet; thence deflecting left 48°35'43" and running southerly a distance of Three Hundred Seventy and Nineteen Hundredths (370.19) feet; thence deflecting right 89°42'41" and running westerly a distance of Seven Hundred Seventy One and Fifty Nine Hundredths (771.59) feet; thence deflecting right 88°42'57" and running northerly a distance of Three Hundred Thirty Four and Fifteen Hundredths (334.15) feet; thence deflecting left 90°00'07" and running westerly a distance of Four Hundred Fifty Seven and Eighty Seven Hundredths (457.87) feet; thence deflecting right 89°45'07" and running northerly a distance of Two Hundred Eighty Five and Thirty Eight Hundredths (285.38) feet; thence deflecting left 89°45'30" and running westerly a distance of One Hundred Ninety Three and Seventy Hundredths (193.70) feet; thence deflecting right 90°47'40" and running northerly a distance of One Hundred Seventy Nine and Five Hundredths (179.05) feet; thence deflecting right 89°19'48" and running easterly a distance of Three Hundred Seventy Five and Seventy Eight Hundredths (375.78) feet; thence deflecting left 51°15'32" and running northeasterly a distance of Four Hundred Thirty One and Fifty Five Hundredths (431.55) feet; thence deflecting left 38°54'36" and running northerly a distance of Two Hundred Sixteen and Three Hundredths (216.03) feet, to the ACTUAL point of beginning and containing 33.252 acres more or less, of which 0.863 acres more or less is presently occupied by public road right of way. Net 32.389 acres more or less.

ACCESS EASEMENT (50' Wide)

A tract of land consisting of a Fifty (50.0) foot wide easement located in the North Half (N1/2) of Section Twenty (20), Township Eleven (11) North, Range Ten (10) West of the 6th P.M., in Hall County, Nebraska, the centerline of said Fifty (50.0) foot wide easement being more particularly described as follows:

Beginning at the northwest corner of said North Half (N1/2); thence running easterly along the north line of said North Half (N1/2), a distance of One Thousand Three Hundred Ninety Two and Sixty Eight Hundredths (1392.68) feet; thence deflecting right 89°30'47" and running southerly along the centerline of an existing road, a distance of Nine Hundred Eighty One and Sixty Nine Hundredths (981.69) feet; thence deflecting right 01°31'48" and continuing southerly along the centerline of an existing road, a distance of Three Hundred Sixty Nine and Three Tenths (369.30) feet, to the ACTUAL point of beginning; thence continuing along the last described course, a distance of One Thousand One Hundred Ninety Eight and Nine Hundredths (1198.09) feet, to the point of TERMINATION, said point being on the north line of and One Thousand Three Hundred Ninety One and Forty Three Hundredths (1391.43) feet east of the northwest corner of a tract of land referred to as Parcel No. 3, and located in a part of said Section Twenty (20), said tract containing 1.375 acres more or less.

200600527

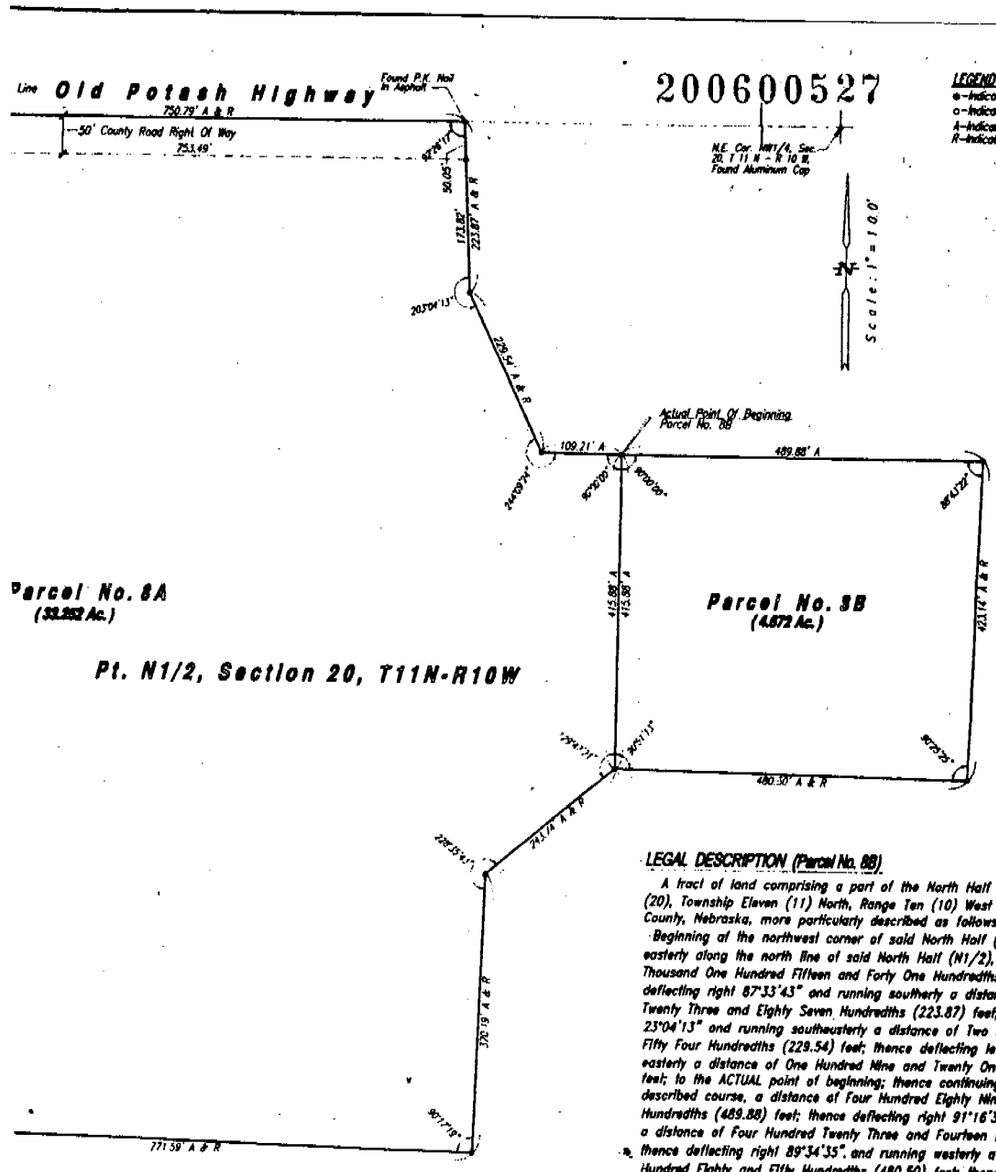

LEGEND

⊕–Indicates 1/2" Iron Pipe Found Unless Otherwise Noted
o–Indicates 1/2" Iron Pipe Placed Unless Otherwise Noted
A–Indicates ACTUAL Distance
R–Indicates RECORDED Distance

LEGAL DESCRIPTION (Parcel No. 8B)

A tract of land comprising a part of the North Half (N1/2) of Section Twenty (20), Township Eleven (11) North, Range Ten (10) West of the 6th P.M., in Hall County, Nebraska, more particularly described as follows:

Beginning at the northwest corner of said North Half (N1/2); thence running easterly along the north line of said North Half (N1/2), a distance of Two Thousand One Hundred Fifteen and Forty One Hundredths (2115.41) feet; thence deflecting right 87°33'43" and running southerly a distance of Two Hundred Twenty Three and Eighty Seven Hundredths (223.87) feet; thence deflecting left 23°04'13" and running southeasterly a distance of Two Hundred Twenty Nine and Fifty Four Hundredths (229.54) feet; thence deflecting left 64°09'24" and running easterly a distance of One Hundred Nine and Twenty One Hundredths (109.21) feet; to the ACTUAL point of beginning; thence continuing easterly along the last described course, a distance of Four Hundred Eighty Nine and Eighty Eight Hundredths (489.88) feet; thence deflecting right 91°16'38" and running southerly a distance of Four Hundred Twenty Three and Fourteen Hundredths (423.14) feet; thence deflecting right 89°34'35", and running westerly a distance of Four Hundred Eighty and Fifty Hundredths (480.50) feet; thence deflecting right 89°08'47" and running northerly a distance of Four Hundred Fifteen and Eighty Eight Hundredths (415.88) feet, to the ACTUAL point of beginning and containing 4.672 acres more or less.

SURVEYOR'S CERTIFICATE

I hereby certify that to the best of my knowledge and belief, the accompanying plat is from an accurate survey of the described property made under my supervision.

Deryl D. Sorgenfrei, Reg. Land Surveyor No. 578

(Seal)

EXHIBIT "A" ATTACHED TO AND MADE

A PART OF QUITCLAIM DEED

LAND SURVEY

Pt. N1/2, Sec. 20, T 11 N - R 10 W
Hall County, Nebraska

SUBMITTED BY:	DRAWN BY: Beryl S.
CHECKED BY: D.D.S	SHEET No. 1 OF 1 / DWG. No.
APPROVED BY:	
DATE: February 18, 2005	REVISIONS February 28, 2005
PROJECT No.	

200600527

EXHIBIT B

Table 2 - Notification of Hazardous Substance Storage, Release, or Disposal

Property Description	Name of Hazardous Substance(s) Stored (S), Released (R) or Disposed (D)	Date of Storage, Release or Disposal	Remedial Actions
Parcel 8B Shop Area Approximately 4.672 acres of land	Volatile organic compounds (VOCs) (R)	1942-1998	No soil remediation was required on Parcel 8B. Groundwater sampling results collected in the AST area indicated that chlorinated solvents had impacted groundwater on Parcel 8B. Concentrations of 1,1,2-trichloroethane (1,1,2-TCA) and 1,2-dichloroethane (1,2-DCA) were detected in samples collected during the 1995 and 1996 sampling efforts. Annual monitoring for VOCs continues at six sampling locations on Parcel 8B. The March 2004 sampling event indicates that three of the six sampling locations were non-detect for VOCs. Low levels of various VOCs were detected in the other three sampling locations (all located within Parcel 8B); however, only a single detection of 1,1,2-TCA (7.2 µg/L at SHGW02) exceeded its respective MCL (5.0 µg/L). The evaluation of sampling data indicates there is evidence that natural attenuation is occurring and that the VOC plume is not migrating off OU3. Site groundwater is not in use. The 1999 ROD identified the selected remedy for VOCs in groundwater (Parcel 8B) as monitored natural attenuation. Groundwater monitoring for VOCs and natural attenuation indicators will continue until regulatory approval to discontinue monitoring is obtained. See Record of Decision (ROD) Operable Unit Three, 1999.

EXHIBIT "B" ATTACHED TO AND MADE

A PART OF QUITCLAIM DEED

FINAL

FINDING OF SUITABILITY TO TRANSFER (FOST)

Cornhusker Army Ammunition Plant
Grand Island, Nebraska

Parcels 3, 8A, and 8B

May 2005

TABLE OF CONTENTS

Finding of Suitability to Transfer

Attachment 1 – Site Map of Property

Attachment 2 – Table 1 Environmental Condition of Property

Attachment 3 – Table 2 Notification of Hazardous Substance Storage, Release or Disposal

Attachment 4 - Table 3 Notification of Petroleum Products Storage, Release, or Disposal

Attachment 5 – Environmental Protection Provisions

Attachment 6 – Regulatory/Public Comments

Final
FINDING OF SUITABILITY TO TRANSFER (FOST)
Cornhusker Army Ammunition Plant
Parcels 3, 8A, and 8B

May 2005

1. PURPOSE

The purpose of this Finding Of Suitability to Transfer (FOST) is to document the environmental suitability of Parcels 3, 8A, and 8B at the Cornhusker Army Ammunition Plant (CHAAP), Grand Island, Nebraska for transfer through negotiated sale by the Corps of Engineers, Omaha District consistent with Comprehensive Environmental Response, Compensation, and Liability Act (CERCLA) Section 120(h) and Department of Defense policy. In addition, the FOST identifies any land use restrictions as specified in the attached Environmental Protection Provisions necessary to protect human health or the environment after such transfer.

2. PROPERTY DESCRIPTION

The property proposed for transfer consists of an estimated 150.106 acres, which includes 29 buildings. The breakdown of acres per land parcel is detailed below:

Property ID	Number of Acres
Parcel 3 (Nitrate Area)	113.047
Parcel 8A (Shop Area)	32.387
Parcel 8B (Shop Area)	4.672

Parcel 3 - Legal description - A tract of land comprising a part of Section Twenty (20), Township Eleven (11) North, Range Ten (10) West of the 6th P.M., in Hall County, Nebraska.

Parcel 8A - Legal description - A tract of land comprising a part of the North Half (N1/2) of Section Twenty (20), Township Eleven (11) North, Range Ten (10) West of the 6th P.M., in Hall County, Nebraska.

Parcel 8B - Legal description - A tract of land comprising a part of the North Half (N1/2) of Section Twenty (20), Township Eleven (11) North, Range Ten (10) West of the 6th P.M., in Hall County, Nebraska.

Site maps of the property are attached (Attachment 1).

3. ENVIRONMENTAL CONDITION OF PROPERTY

On July 22, 1987, Cornhusker Army Ammunition Plant (CHAAP) was placed on the National Priorities List (NPL). A Federal Facilities Agreement (FFA), effective September 4, 1990, was signed by the U.S. Army, the U.S. Environmental Protection Agency, and the State of Nebraska. The FFA set out terms for investigation and development and implementation of response actions for CHAAP. The areas of concern at CHAAP were originally divided into three operable units (OUs). Two of the areas were later broken out of their original OUs, and there are now five OUs. Both the Nitrate Area (Parcel 3) and the Shop Area (Parcels 8A and 8B) are part of Operable Unit Three (OU3).

A determination of the environmental condition of the facilities has been made based on the Environmental Baseline Survey (EBS) for Cornhusker Army Ammunition Plant dated November 1998 and the Environmental Baseline Survey for Cornhusker Army Ammunition Plant Real Property and Rail Easements dated May 1999. The information provided is a result of a complete search of agency files during the development of these environmental surveys. The following documents also provided information on environmental conditions of the property:

1991 CHAAP Environmental Assessment (EA) Report
1993 CHAAP Site Characterization Document (SCD)
1996 Remedial Investigation/Feasibility Study (RI/FS)
1997 Underground Storage Tank/Aboveground Storage Tank (UST/AST) Investigation
1998 Feasibility Study for Operable Unit Three and Operable Unit Four
1999 Record of Decision for Operable Unit Three
2001 Closeout Report for the Soil Investigation and Excavation of OU3
Draft March 2004 Annual Sampling Event for the Long-Term Monitoring Program at Cornhusker Army Ammunition Plant
March 2004 Final First Five-Year Review Report for Cornhusker Army Ammunition Plant
March 2004 Former Aboveground Storage Tank (AST) Contaminated Soil Removal
October 2004 Thermal Decomposition, Demolition and 5X Certification of Nitrate Area and Select Buildings in Shop Area at Cornhusker Army Ammunition Plant.

3.1 Environmental Condition of Property Categories

The complete list of the Department of Defense (DOD) Environmental Condition of Property (ECP) Categories for the property proposed for transfer is located in Table 1 – Environmental Condition of Property (Attachment 2). The environmental condition is consistent with the intended use of the property.

ECP Category 4: Parcel 3 (Nitrate Area) – 113.047 acres that includes Buildings N-17, TS-1, and TS-2, and STP-1. (DTE currently leases Building N-17.)

ECP Category 4: Parcel 8A (Shop Area) – 32.387 acres that includes Buildings S-1, S-2, S-3, S-6, S-10, S-11, S-14, S-15, S-16, S-19, S-20, S-22, S-23, S-25, S-27, S-28, S-29, S-30, S-31, S-33, S-37, S-38, S-39, SH-1, and SPHA-3. (DTE currently leases Buildings S-1 and S-30.)

ECP Category 4: Parcel 8B (Shop Area) - 4.672 acres that includes Building S-13.

3.2 Storage, Release, or Disposal of Hazardous Substances

3.2.1 Parcel 3 History and Usage (Nitrate Area)

The Nitrate Area is located in the southeast part of the installation, between the Shop Area (OU3) and the Administrative and Base Housing Areas (OU2). The Nitrate Area was constructed in 1942 as part of the original CHAAP facility. During World War II, the area was used for the production of nitrate crystals from nitrate liquor and was known as the Ammonium Nitrate Plant. The crystalline nitrate was used in bomb production. In 1946, the plant was modified to produce ammonium nitrate fertilizer. Fertilizer production ceased in 1948 and the Nitrate Area facilities were placed on standby status. In 1968, Building N-2 was modified and converted for use as a mine test facility in support of operations at Load Line 5. Testing operations began on May 27, 1968, and stopped sometime before mine production ceased near the end of the Vietnam conflict. DTE Rail Services, Inc., a railcar refurbishing operation, has leased and operated in the Nitrate Area since 1979. In addition to the leased areas and buildings in the Nitrate Area, DTE also leased or utilized all of the rail sidings located on CHAAP under an easement or license.

Areas of environmental concern associated with the Nitrate Area include: Building N-17; Railcar Loading Area; Crystallization Buildings (N-5, N-7, N-9, N-11, N-13, and N-15); Chemical Analysis Laboratory (Building X-1); Sanitary Waste Leachfield; Drum Storage Areas; Marsh and Pond Areas; General Storage Area/Salvage Yard (fenced yard surrounding Buildings N-1 and N-3); and Drainage Ditches.

Hazardous substances were stored for one year or more in excess of the 40 CFR 373 reportable quantities in the following buildings or areas: Buildings N-1, N-3, N-5, N-7, N-9, N-11, N-13, N-15, N-17, TS-1, TS-2, X-1, X-3, and X-4. Hazardous substances were released or disposed of in excess of the 40 CFR 373 reportable quantities near the following buildings or areas: N-1/N-3. The release or disposal of these hazardous substances was remediated at the time of the release or, where required, was subsequently remediated. All necessary response action has been taken at such sites.

A summary of the buildings or areas in which hazardous substance activities occurred is provided in Table 2 - Notification of Hazardous Substance Storage, Release, or Disposal (Attachment 3).

Past investigative efforts and associated findings are summarized below.

3.2.1.1 Soil Investigations of Parcel 3 (Nitrate Area)

Environmental sampling programs conducted at the Nitrate Area included surface soil and sediment sampling for the 1991 EA, surface and subsurface soil sampling, groundwater sampling, and limited surface water and sediment sampling the 1993 Site Characterization Document (SCD), and surface and subsurface soil and groundwater sampling for the 1996 Remedial Investigation (RI).

Lead was detected (4,600 micrograms per gram or µg/g) in a surface soil sample (NITRS003) collected from the General Storage Area/Salvage Yard within the Nitrate Area. This concentration exceeded the level considered to be protective of human health according to the NDEQ To-Be-Considered (TBC) guidance of 400 µg/g, which was cited in the OU3 Record of Decision (ROD) as protective of human health under non-residential conditions. It should be noted that the NDEQ TBC concentration established as the Remedial Action Objective (RAO) at OU3 is equal to the concentration subsequently established in 2001 by the U.S. EPA as the residential bare soil screening level for lead in soils in children's play areas (see 40 CFR 745.65). Although the TBC concentration was established as the RAO under non-residential land use, the RAO can also be considered protective of human health when evaluated against the most stringent available Federal soil regulations. The General Storage Area/Salvage Yard was located within a fenced area, which surrounded Buildings N-1 and N-3. This area was used as a salvage yard for storing unwanted equipment, excess machinery, and other items including lead batteries, transformers, and old fuel storage tanks.

No other chemicals of potential concern (COPCs) were detected above industrial risk-based cleanup levels in the soil samples collected within the Nitrate Area. As a result, lead contamination in soil appeared to be confined to one surface soil location, and was not identified as a groundwater contaminant.

Soil samples also showed concentrations of polynuclear aromatic hydrocarbons (PAHs); however, all concentrations of PAHs were below the NDEQ TBC guidance cleanup concentration of 33 µg/g, which was established as the RAO for PAHs in the OU3 ROD.

3.2.1.2 Groundwater Investigation of Parcel 3 (Nitrate Area)

Groundwater results from perimeter wells indicate that operations at the Nitrate Area have not impacted groundwater. No groundwater remediation was proposed in the ROD.

3.2.2 Parcel 8A History and Usage (Shop Area)

The Shop Area is located in the east-central area of CHAAP, immediately south of Load Line 1. Past investigations and documents such as the 1999 OU3 ROD focused on the entire Shop Area but for property transfer purposes, the Shop Area has been divided into two parcels, 8A and 8B. Parcel 8A consists of the western and central portions of the Shop Area while Parcel 8B consists of the easternmost part of the Shop Area. Parcel 8A of the Shop Area includes 25 buildings and sheds. Buildings and areas on Parcel 8A of the Shop Area included the installation laundry and a settling basin for laundry wastewater, maintenance facilities for vehicles, equipment and other operations, rail loading and unloading areas, and open storage areas.

Areas of environmental concern associated with the Parcel 8A in the Shop Area include the North Ditch, the Paint Shop, the Paint Spray Shop and Pesticide Mixing Building, the Laundry Settling Basin, the West Ditch, the South Ditch Area, the Former Paint Storage Shed Location, underground storage tanks (USTs), and aboveground storage tanks (ASTs). Some of the buildings at the Parcel 8A of the Shop Area are currently being leased to various industrial clients for storage purposes and office space.

The laundry generated the majority of wastewaters at the Shop Area during periods of ammunition production. According to aerial photographs, leachfields were used in the 1950s for containing and possibly treating wastewaters. An area of ground scarring north of Building SPSS-1 corresponds to the location of the Sanitary Leachfield, however this area is not located on the property to be transferred.

ASTs and USTs were used at the Shop Area. All but one UST and two ASTs have been removed from the site. The UST is in active use while the two remaining ASTs are inactive. Contents identified in the *1997 AST and UST Site Investigation* included gasoline, possible solvent, used oil, road oil, and diesel fuel.

Hazardous substances were stored for one year or more in excess of the 40 CFR 373 reportable quantities in the following buildings or areas: Buildings S-4, S-22, and S-37. Hazardous substances were released or disposed of in excess of the 40 CFR 373 reportable quantities near the following buildings or areas: Buildings S-4 and S-22. The release or disposal of these hazardous substances was remediated at the time of the release or, where required, was subsequently remediated as part of the installation restoration program. All necessary response action has been taken at such sites.

Notification of the hazardous substance storage, release, or disposal for Parcel 8A is provided in Table 2 - Notification of Hazardous Substance Storage, Release, or Disposal (Attachment 3).

Past investigative efforts and associated findings are summarized below.

3.2.2.1 Soil Investigations of Parcels 8A (Shop Area)

The environmental sampling program at Parcel 8A of the Shop Area consisted of geophysical surveying and surface soil sampling during the 1991 EA; geophysical surveying, surface soil sampling, subsurface soil sampling, groundwater sampling, and sediment sampling for the 1993 SCD; and geophysical surveying, surface soil sampling, subsurface soil sampling, and groundwater sampling for the 1996 RI.

Environmental investigations revealed lead in surface soils east of Building S-22 at concentrations ranging from 570 µg/g to 2,400 µg/g. These concentrations exceeded EPA guidance for lead of 400 µg/g in bare soils in children's play areas and were considered unacceptable.

The findings of the 1996 RI triggered the requirement for a remedial alternative analysis for lead contamination in soil. The 1999 OU3 ROD identified the selected remedy as excavation and off-site disposal of lead-contaminated soil to or below the RAO of 400 µg/g, and deed restrictions to prevent residential use. All of the lead contamination requiring cleanup was located near Building S-22. Soil excavation activities were performed on Parcel 8A of the Shop Area in June 2000. All confirmation sample lead concentrations were below the RAO for lead. The selected remedy for lead in soil in the Shop Area of excavation and disposal has been achieved.

Soil samples in an area near Building S-37 also showed concentrations of PAHs; however, all concentrations of PAHs were below the NDEQ guidance cleanup concentration of 33 µg/g, which was established as the RAO for PAHs in the OU3 ROD.

A ROD for Operable Unit Three was signed in 1999. It identified selected remedies for certain areas within the Shop Area. A more detailed discussion of the selected remedy and cleanup efforts on Parcel 8A is contained in paragraph 4.2.1 Remediation of Soil Contamination at Parcel 8A.

3.2.2.2 Groundwater Investigation of Parcel 8A (Shop Area)

There was no groundwater contamination detected on Parcel 8A of the Shop Area. Volatile organic compound (VOC) contamination was detected in groundwater on Parcel 8B and annual monitoring for VOCs continues on Parcel 8B. A monitoring well (G0050) exists on Parcel 8A, but it is not close to the VOC contamination and is not part of the annual sampling program.

3.2.3 Parcel 8B History and Usage (Shop Area)

The Shop Area is located in the east-central area of the facility, immediately south of Load Line 1. Past investigations and documents such as the 1999 OU3 ROD focused on the entire Shop Area but for property transfer purposes, the Shop Area has been divided into two parcels, 8A and 8B. Parcel 8A consists of the western and central portions of the Shop Area while Parcel 8B consists of the easternmost part of the Shop

Area. Parcel 8B of the Shop Area includes one small building (S-13). Other structures and areas on Parcel 8B of the Shop Area included aboveground storage tanks (ASTs) and rail lines.

Areas of environmental concern associated with Parcel 8B of the Shop Area included site ASTs. All ASTs have now been removed from Parcel 8B. Contents of storage tanks identified in the *1997 AST and UST Site Investigation* included road oil and diesel fuel.

Hazardous substances consisting of the VOCs 1,1,2-trichloroethane (1,1,2-TCA) and 1,2-dichloroethane (1,2-DCA) have been detected in the groundwater on Parcel 8B. There is insufficient information to determine the original source of these groundwater VOCs or the means by which these chemicals were released to the groundwater. Investigations have found no continuing source area for these chemicals. Monitoring for VOCs in the Shop Area groundwater is required by the 1999 OU3 ROD. Based on consultation with the U.S. EPA, this annual sampling effort includes monitoring of VOCs and any VOC plume migration, as well as identification of natural attenuation trends for VOCs.

Notification of the hazardous substance storage, release, or disposal for Parcel 8B is provided in Table 2 - Notification of Hazardous Substance Storage, Release, or Disposal (Attachment 3).

Past investigative efforts and associated findings are summarized below.

3.2.3.1 Soil Investigations of Parcel 8B (Shop Area)

The environmental sampling program at the Shop Area consisted of geophysical surveying and surface soil sampling during the 1991 EA; geophysical surveying, surface soil sampling, subsurface soil sampling, groundwater sampling, and sediment sampling for the 1993 SCD; and geophysical surveying, surface soil sampling, subsurface soil sampling, and groundwater sampling for the 1996 RI.

These investigations determined that there was no soil contamination requiring remediation on Parcel 8B.

Although results for groundwater samples collected in the AST area on Parcel 8B indicated that chlorinated solvents had impacted the groundwater, none of the soil samples collected in the AST area contained detections of chlorinated organic solvents. These data indicate that the unsaturated zone on Parcel 8B is not currently a source of contamination in groundwater.

A ROD for Operable Unit Three was signed in 1999. It identified selected remedies for certain areas within the Shop Area.

3.2.3.2 Groundwater Investigation of Parcel 8B (Shop Area)

Groundwater contaminants of concern exceeded the non-residential cleanup levels during sampling rounds conducted in 1995 and 1996.

Groundwater sampling results collected in the AST area indicated that chlorinated solvents had impacted groundwater. Concentrations of 1,1,2-trichloroethane (1,1,2-TCA) and 1,2-dichloroethane (1,2-DCA) were detected in samples collected during the 1995 and 1996 sampling efforts.

In 1995, wells SHGW02, SHGW03, and SHGW04 were installed and sampled. Concentrations of several chlorinated solvents detected during this sampling event suggested a narrow elongated plume extending to the northeast, in the general direction of groundwater flow. 1,1,2-TCA was detected at its highest concentration (56 micrograms per Liter or µg/L) at the upgradient end of the plume in well SHGW02, and occurred at a decreased concentration (45 µg/L) about 90 feet downgradient in well SHGW03. 1,2-DCA also occurred in well SHGW03 at a concentration of 8.3 µg/L. At the distal end of the plume (well SHGW04), 1,1,2-TCA was not detected, and the concentration of 1,2-DCA was relatively low (0.68 µg/L). This distribution of chlorinated solvent compounds was determined to be indicative of breakdown of 1,1,2-TCA to 1,2-DCA.

To further characterize the extent of the chlorinated solvent plume, an additional round of sampling was performed in the AST area in August 1996. The three wells sampled in 1995 were resampled, and 17 additional Geoprobe groundwater samples were collected. There were no detections of chlorinated solvents upgradient (SHGP02 and SHGP04) or downgradient (SHGP09 through SHGP12) of the solvents plume encountered during the 1995 sampling round, indicating that the plume is limited to roughly a 100-foot by 350-foot area (within Parcel 8B). There were no detections of 1,1,2-TCA or 1,2-DCA in 1996 in any of the three wells sampled in 1995. However, 1,1,2-TCA was detected in two of the Geoprobe points proximal to SHGW02 (in SHGP05 at 6.6 µg/L; and in SHGP06 at 5.0 µg/L). 1,2-DCA (12 µg/L) and vinyl chloride (10 µg/L) were detected in the shallow Geoprobe groundwater sample SHGP08 (about 120 feet downgradient from point SHGP05). The only chlorinated solvents detected at the distal end of the plume in 1996 were far below Federal MCLs. The results of the 1996 groundwater sampling round showed a significant reduction in the concentration of 1,1,2-TCA and provided further evidence of the breakdown of 1,1,2-TCA to 1,2-DCA.

The findings of the 1996 RI triggered the requirement for a remedial alternative analysis for chlorinated volatile organic compounds (VOCs) in groundwater in the vicinity of the AST area. In the January 1998 Final Feasibility Study for Operable Unit Three and Operable Unit Four, the remedial alternatives evaluated for contaminated groundwater in the Shop Area were: no action, long-term monitoring for natural attenuation of chlorinated organic compounds, liquid-phase carbon adsorption, and air stripping. The

1999 ROD identified the selected remedy for VOCs in groundwater as monitored natural attenuation.

Annual monitoring for VOCs continues at six sampling locations. One of these monitoring wells (SAMW1 with no VOC detections) is located slightly to the northeast of the Shop Area property being transferred. The March 2004 sampling event indicates that three of the six sampling locations were non-detect for VOCs. Low levels of various VOCs were detected in the other three sampling locations (all located within Parcel 8B); however, only a single detection of 1,1,2-TCA (7.2 µg/L at SHGW02) exceeded its respective MCL (5.0 µg/L). The 2004 report for the Annual Sampling Event for the Long-Term Monitoring Program contains a natural attenuation evaluation section. This section indicates that it is likely that natural attenuation of VOC contamination in the Shop Area is occurring based on several lines of evidence, including the presence of conditions favorable for reductive dehalogenation of chlorinated solvents and the lack of 1,1,2-TCA detections in downgradient wells. Concentrations of 1,1,2-TCA have gone down significantly at well SHGW02, compared to the levels detected in 2001 and 2002. The VOC plume is not migrating off OU3.

3.3 Petroleum and Petroleum Products

3.3.1 Storage, Release, or Disposal of Petroleum Products (Not in Underground Storage Tanks (USTs) or Aboveground Storage Tanks (ASTs))

3.3.1.1 Parcel 3 (Nitrate Area)

Petroleum products are stored in excess of 55 gallons in the following areas: Near Building N-17 in the South Drum Storage Area and Current Drum Storage Area from 1995 to present. The current occupant of the property, DTE Rail Services, Inc., who has been designated to purchase the buildings and land parcels, uses the petroleum for industrial operations in the day-to-day business of repairing rail cars. According to the Remedial Investigation (RI) report dated November 1996, subsurface soil sampling results from the soil borings indicate that total petroleum hydrocarbon (TPH) concentrations decrease rapidly with depth, suggesting that those detections may be limited to areas where materials were spilled from drums. No further action was recommended in the 1996 RI.

A summary of the non-UST/AST petroleum activities is provided in Table 3 - Notification of Petroleum Products Storage, Release, or Disposal (Attachment 4).

3.3.1.2 Parcel 8A (Shop Area)

There was no evidence that any petroleum or petroleum products in excess of 55 gallons at one time were stored, released, or disposed of on the property as a result of non-UST/AST petroleum activities. Accordingly, there is no need for any notification of non-UST/AST petroleum product storage, release, or disposal for this parcel.

3.3.1.3 Parcel 8B (Shop Area)

There was no evidence that any petroleum or petroleum products in excess of 55 gallons at one time were stored, released, or disposed of on the property as a result of non-UST/AST petroleum activities. Accordingly, there is no need for any notification of non-UST/AST petroleum product storage, release, or disposal for this parcel.

3.3.2 Underground and Aboveground Storage Tanks (UST/AST)

3.3.2.1 Parcel 3 (Nitrate Area)

Current UST/AST Sites - There are currently no underground storage tanks or above-ground storage tanks used for storage of petroleum products on Parcel 3.

Former UST/AST Sites - There were two former underground storage tanks (X-1, T1 and N-2, T1) identified in the 1997 UST and AST Site Investigation. The materials stored and sizes of these tanks are not identified. Prior to 1990, a government contractor removed the tanks. The 1997 UST and AST Site Investigation does not list any ASTs for the Nitrate Area and does not recommend any further investigation or action related to UST/AST sites for the Nitrate Area.

3.3.2.2 Parcel 8A (Shop Area)

Current UST/AST Sites - One (1) active underground and two (2) inactive aboveground storage tanks remain on this parcel. The active UST (SPHA-3/T2) is currently used for storage of petroleum products and is associated with a pumphouse. There is no evidence of petroleum release from sites S-6 (inactive AST) or SPHA-3/T2 (active). A small inactive tank located Buildings S-22 and S-37 is labeled "SOLVENT."

Former UST/AST Sites - There were several storage tanks (UST/AST) formerly on the property that were used for storage of petroleum products and that have been closed. Petroleum product releases occurred at the following UST/AST sites: S-14, T1 and S-40, T1. The release of these petroleum products was remediated at the time of the UST/AST closure or subsequently remediated. The *1997 UST and AST Site Investigation* indicated that there were no contaminant detections exceeding NDEQ cleanup guidance associated with this parcel.

A summary of the UST/AST petroleum product activities is provided in Table 3 - Notification of Petroleum Product Storage, Release, or Disposal (Attachment 4).

3.3.2.3 Parcel 8B (Shop Area)

Current UST/AST Sites - No USTs or ASTs remain on Parcel 8B.

A VOC plume has been identified which exists beneath the AST area. Further discussion of this plume is above, in paragraph "Groundwater Investigation of Parcel 8B

(Shop Area)." The plume will continue to be monitored for natural attenuation to the satisfaction of the regulatory agency. See Record of Decision (ROD), Operable Unit Three - For Remedial Action involving the Nitrate Area, Pistol Range, Shop Area and the Sanitary Landfill, signed December 1999.

Former UST/AST Sites - There were several storage tanks formerly on the property that were used for storage of petroleum products and have been removed. Petroleum product release occurred at a former AST site, S-12. The *1997 UST and AST Site Investigation* indicates that there were no contaminant detections exceeding NDEQ cleanup guidance associated with this former AST. Tank S-12 has been removed.

A summary of the UST/AST petroleum product activities is provided in Table 3 - Notification of Petroleum Product Storage, Release, or Disposal (Attachment 4).

3.4 Polychlorinated Biphenyls (PCBs)

Southern Power District (SPD) purchased the entire electrical distribution system from CHAAP along with all PCB-containing transformers and standby generators as of February 1, 1997. All electrical facilities, including any transformers containing PCBs, are now owned by SPD. SPD was granted an easement in conjunction with its purchase of the electric facilities for access to the facilities and to perform necessary maintenance ensuring that those transformers containing PCBs were not leaking.

3.5 Asbestos

3.5.1 Parcel 3 Nitrate Area

All friable asbestos that was considered an unacceptable risk to human health was removed from the buildings in 1997. Asbestos-containing material (ACM) that was left in place included interior and exterior transite panels and window glazing. All asbestos that remained in Buildings N-1, N-2, N-3, N-5, N-7, N-9, N-11, N-13, N-15, X-1, X-3, and X-4 was removed and properly disposed of prior to demolition in 2003 and 2004. The deed will include the asbestos warning and covenant.

3.5.2 Parcel 8A Shop Area

All friable asbestos that was considered an unacceptable risk to human health was removed from the buildings in 1997. Asbestos-containing material (ACM) that was left in place included interior and exterior transite panels and window glazing. All asbestos that remained in Buildings S-4 and S-5 was removed and properly disposed of prior to demolition in 2003 and 2004. The deed will include the asbestos warning and covenant.

3.5.3 Parcel 8B Shop Area

All friable asbestos that was considered an unacceptable risk to human health was removed from the buildings in 1997. Asbestos-containing material (ACM) that was left in place included interior and exterior transite panels and window glazing. The available asbestos inspection report indicates that interior transite panels and exterior transite siding were present on Building S-13. The deed will include the asbestos warning and covenant.

3.6 Lead-Based Paint (LBP)

Based on the Environmental Assessment Report and Remedial Investigation/Feasibility Study, a limited lead paint survey was performed to determine the presence of lead-based paint in buildings at CHAAP. It was determined that all painted surfaces inside the buildings at CHAAP should be assumed to contain lead unless proven otherwise. Paint containing greater than 0.06% lead was banned from paint products for consumer use in 1978. Since the buildings at CHAAP were constructed prior to 1978, all buildings on the property are assumed to contain lead-based paint.

3.7 Radiological Materials

There is no evidence that radioactive material or sources were used or stored on the subject property.

3.8 Radon

Only one radon survey was conducted within any buildings on these parcels. The survey was conducted in Building S-3 in Parcel 8A (Shop Area). The results indicated that radon was detected at less than the EPA radon action level of 4 picocuries per Liter. The U.S. EPA and the U.S. Geological Survey have assigned Hall County to a zone with moderate potential for radon (2 to 4 picocuries per Liter). Radon detections exceeding the EPA action level are not expected in site buildings.

3.9 Unexploded Ordnance

Based on a review of existing records and available information, the land proposed for transfer is known to not contain unexploded ordnance (U.S. Army Active/Inactive (A/I) Range Inventory, CHAAP, April 2002).

4. REMEDIATION

CHAAP was first proposed for the National Priority List (NPL) in October 1984 and was placed on the NPL in July 1987. The applicable environmental agreement to the property is the CHAAP Federal Facilities Agreement (FFA) dated September 1990. The Record of Decision for Operable Unit Three is dated 1999.

4.1 Parcel 3 Remediation (Nitrate Area)

4.1.1 Parcel 3 Soil Remediation

This area was found to have lead contamination occurring possibly from stored automotive batteries. The 1999 Record of Decision (ROD) for Operable Unit Three identified the selected remedy as excavation of lead-contaminated soil at the General Storage Area/Salvage Yard to levels below the RAO for lead (400 µg/g), transportation of contaminated soil to an off-site disposal facility, and deed restriction to prevent residential use.

Preparations to excavate the lead-contaminated soils within the Nitrate Area were initiated in May 2000. Prior to excavation activities, a 75-foot by 60-foot area located within the General Storage Area/Salvage Yard, where lead-contaminated soils were identified in the 1996 RI, was divided into 20-foot by 20-foot sections for composite sampling. One composite sample was collected from each section at a depth of 6 inches to 1 foot. Each composite sample consisted of four soil samples collected from locations equally distributed within the grid area. The analytical results of all composite samples were below RAOs for lead (400 µg/g). As prior analytical detections of lead-contaminated soils could not be confirmed or replicated, no excavation activities at the Nitrate Area were completed. Details of sampling locations and analytical results of the composite sampling are presented in the *Closeout Report for the Soil Investigation and Excavation of OU3, 2001*.

Based on the results of the composite sampling in 2001, concentrations of lead in soil at the Nitrate Area were not confirmed above NDEQ guidance concentrations. As a result, the selected remedy for lead in soil at the Nitrate Area has been achieved.

4.1.2 Building Demolition on Parcel 3 (Nitrate Area)

Beginning in December 2003, decontamination by thermal decomposition and demolition of several buildings in the Nitrate Area was performed for residual explosive contaminants, including Buildings N-1, N-2, N-3, N-5, N-7, N-9, N-11, N-13, N-15, X-1, X-3, and X-4. (Note: The Thermal Decomposition, Demolition and 5X Certification of Nitrate Area and Select Buildings in Shop Area report incorrectly designates Buildings X-1, X-3 and X-4 as X-1, X-2 and X-3. Building X-2 was destroyed during a severe thunderstorm on July 14, 1989.) The goal of these actions is to obtain 5X certification for building areas in accordance with Industrial Operations Command Pamphlet 385-1 (IOCP 385-1) Classification and Remediation of Explosive Contamination. On October 20, 2004, the contractor performing this work certified that the identified buildings had been decontaminated to a 5X level and therefore the affected parcels of land could be transferred for sale.

For the work that is performed in accordance with IOCP 385-1, the 5X designation indicates that no significant amounts (not enough to present an explosive safety hazard)

of contamination remain. At the 5X level, the property does not pose an explosive safety hazard and is safe for sale to the general public with regard to potential explosion hazards. Several criteria must be met to achieve the 5X certification. Among these criteria are thermal decomposition of buildings at a sufficiently high temperature and a determination that explosive soil is not present. For the Nitrate Area sites, the criteria used to determine whether soil was considered explosive was a determination that the soil did not contain greater than 10% by weight of any secondary explosive or mixture of secondary explosives in soil samples.

The >10% by weight explosives level is not a measure of toxicity hazard. Toxicity hazards due to explosive chemicals were evaluated in the 1996 RI, 1998 FS for OU3, and 1999 ROD for OU3. In the OU3 ROD, explosives were not determined to be contaminants of potential concern (COPCs) for the Nitrate Area; therefore no cleanup levels were established for explosives at this Area of Concern (AOC). Soil cleanup levels for explosives that were established for other OU3 AOCs include:

Shop Area
102 micrograms per gram (µg/g) of 1,3,5-trinitrobenzene
191 µg/g of 2,4,6- trinitrotoluene

Pistol Range
52 µg/g of RDX

Sanitary Landfill
123 µg/g of 2-amino-4,6-dinitrotoluene
123 µg/g of 4-amino-2,6-dinitrotoluene
8.42 µg/g of 2,4-dinitrotoluene
8.42 µg/g of 2,6-dinitrotoluene
1,022 µg/g of nitrobenzene
52 µg/g of RDX
191 µg/g of 2,4,6- trinitrotoluene

The chemical analyses of soil performed to determine whether explosive soil was present as part of the 5X certification effort can be compared to soil cleanup levels for explosive chemicals that have been established for the various OU3 AOCs. This comparison shows that for soil analyses performed as part of the 5X certification effort for building sites in the Nitrate Area, all of the analytical results for chemicals that have an established cleanup level for an OU3 AOC were less than the respective cleanup level.

The transfer document will include a provision reserving the Army's right to conduct remediation activities (See the Environmental Protection Provisions, Attachment 5).

4.2 Parcel 8A (Shop Area)

4.2.1 Remediation of Soil Contamination at Parcel 8A

An area within Parcel 8A was found to have unacceptable concentrations of lead in soil. The 1999 ROD identified the selected remedy as excavation and off-site disposal of lead-contaminated soil to or below the RAO of 400 µg/g, and deed restrictions to prevent residential use.

Soils contaminated with lead were identified in the 1996 RI in the Shop Area, directly east/northeast of Building S-22. In May 2000, nine composite soil samples were collected from areas east and north of Building S-22. Elevated concentrations of lead were detected above the RAO. Additional soil samples were collected to further delineate lead concentrations at the site. Sample results and locations are presented in the *Closeout Report for the Soil Investigation and Excavation of OU3*.

Soil excavation activities were performed on Parcel 8A in June 2000. A surface area of approximately 1,000 square feet was excavated at the site to a depth of 2 feet below ground surface (bgs). Following excavation activities, seven confirmation soil samples were collected. All confirmation sample lead concentrations were below the RAO for lead. All excavations were backfilled with clean fill. The contaminated soil was disposed of at the Grand Island Municipal Landfill. The selected remedy for lead in soil of excavation and disposal has been achieved. The 2004 Final First Five-Year Review Report determined that the selected remedy for OU3 remains protective of human health and the environment.

4.2.2 Building Demolition on Parcel 8A (Shop Area)

Beginning in December 2003, decontamination by thermal decomposition and demolition of Buildings S-4 and S-5 on Parcel 8A in the Shop Area was performed for residual explosive contaminants. The goal of these actions is to obtain 5X certification for building areas in accordance with Industrial Operations Command Pamphlet 385-1 (IOCP 385-1) Classification and Remediation of Explosive Contamination. On October 20, 2004, the contractor performing this work certified that the identified buildings had been decontaminated to a 5X level and therefore the affected parcels of land could be transferred for sale.

For the work that is performed in accordance with IOCP 385-1, the 5X designation indicates that no significant amounts (not enough to present an explosive safety hazard) of contamination remain. At the 5X level, the property does not pose an explosive safety hazard and is safe for sale to the general public with regard to potential explosion hazards. Several criteria must be met to achieve the 5X certification. Among these criteria are thermal decomposition of buildings at a sufficiently high temperature and a determination that explosive soil is not present. For the Shop Area sites, the criteria used to determine whether soil was considered explosive was a determination that the

soil did not contain greater than 10% by weight of any secondary explosive or mixture of secondary explosives in soil samples.

The >10% by weight explosives level is not a measure of toxicity hazard. Toxicity hazards due to explosive chemicals were evaluated in the 1996 RI, 1998 FS for OU3, and 1999 ROD for OU3. In the OU3 ROD, explosive contaminant soil cleanup levels established for the Shop Area include the following:

102 µg/g of 1,3,5-trinitrobenzene
191 µg/g of 2,4,6- trinitrotoluene

The OU3 ROD determined that no explosive contaminants exceeded the cleanup levels established for the Shop Area.

A review of soil analyses performed as part of the 5X certification effort in the Shop Area building sites (Buildings S-4 and S-5) indicates that all of the analyses for explosive chemicals were below quantitation limits (non-detect). The quantitation limits for these analyses were far below the cleanup levels/Remedial Action Objectives (RAOs) established in the ROD for OU3, therefore these analytical results are also below established RAOs.

The transfer document will include a provision reserving the Army's right to conduct remediation activities (See the Environmental Protection Provisions, Attachment 5).

4.2.3 Remediation of Groundwater Contamination at Parcel 8A

No groundwater contamination was found on Parcel 8A, therefore no remediation of contaminated groundwater on Parcel 8A was specified in the 1999 OU3 ROD. The OU3 ROD does specify groundwater monitoring for VOCs and natural attenuation indicators for the VOC plume located in Parcel 8B and deed restrictions to prevent residential use and domestic groundwater use.

4.3 Parcel 8B (Shop Area)

4.3.1 Remediation of Soil Contamination at Parcel 8B

The Shop Area was found to have unacceptable concentrations of lead in soil. The 1999 OU3 ROD identified the selected remedy as excavation and off-site disposal of lead-contaminated soil to or below the RAO of 400 µg/g, and deed restrictions to prevent residential use. However, all of the lead contamination requiring cleanup was located on Parcel 8A, near Building S-22. Soil excavation activities were performed on Parcel 8A of the Shop Area in June 2000. All confirmation sample lead concentrations were below the RAO for lead. No soil remediation for lead was required on Parcel 8B. The selected remedy for lead in soil in the Shop Area of excavation and disposal has been achieved.

The transfer document will include a provision reserving the Army's right to conduct remediation activities (See the Environmental Protection Provisions, Attachment 5).

4.3.2 Remediation of Groundwater Contamination at Parcel 8B

The 1999 ROD identified the selected remedy for VOCs in groundwater (Parcel 8B) as monitored natural attenuation. Groundwater monitoring for VOCs and natural attenuation indicators will continue until regulatory approval to discontinue monitoring is obtained. See Record of Decision (ROD) Operable Unit Three, 1999.

5. REGULATORY/PUBLIC COORDINATION

The USEPA Region VII and Nebraska Department of Environmental Quality (NDEQ) and the public have been notified of the initiation of the FOST.

6. NATIONAL ENVIRONMENTAL POLICY ACT (NEPA) COMPLIANCE AND CONSISTENCY WITH LOCAL REUSE PLAN

A NEPA-compliant environmental assessment (EA) for this property was performed and the results are contained in the Environmental Assessment For Cornhusker Army Ammunition Plant Real Property and Rail Easements dated 3 May 1999 and signed 29 March 2000. The proposed transfer consists of sale to the DTE Rail Services with the property to be used for industrial purposes. This transfer is consistent with the intended reuse of the property as set forth in the Cornhusker Army Ammunition Plant, Comprehensive Reuse Plan, dated December 1997.

7. ENVIRONMENTAL PROTECTION PROVISIONS

On the basis of the results from the EBS and other environmental studies and in consideration of the intended use of the property, certain terms and conditions are required for the proposed transfer. These terms and conditions are set forth in the attached Environmental Protection Provisions (Attachment 5) and will be included in the transfer documents.

8. FINDING OF SUITABILITY TO TRANSFER

8.1 Parcel 3 Nitrate Area

Based on the above information, Department of Defense requirements to reach a finding of suitability to transfer the property have been met, subject to the terms and conditions set forth in the attached Environmental Protection Provisions (Attachment 5) for Parcel 3. All removal or remedial actions necessary to protect human health and the environment have been taken and the property is transferable under CERCLA section 120(h)(3). In addition to the Environmental Protection Provisions, the transfer document for this transaction will also contain:

- The covenant under CERCLA §120(h)(3)(A)(ii)(I) warranting that all remedial action under CERCLA necessary to protect human health and the environment with respect to hazardous substances remaining on the property has been taken before the date of transfer.
- The covenant under CERCLA §120(h)(3)(A)(ii)(II) warranting that any remedial action under CERCLA found to be necessary after the date of transfer with respect to such hazardous substances remaining on the property shall be conducted by the United States.
- The clause as required by CERCLA §120(h)(3)(A)(iii) granting the United States access to the property in any case in which remedial action or corrective action is found to be necessary after the date of transfer.

8.2 Parcel 8A Shop Area

Based on the above information, Department of Defense requirements to reach a finding of suitability to transfer the property have been met, subject to the terms and conditions set forth in the attached Environmental Protection Provisions (Attachment 5) for Parcel 8A. All removal or remedial actions necessary to protect human health and the environment have been taken and the property is transferable under CERCLA section 120(h)(3). In addition to the Environmental Protection Provisions, the transfer document for this transaction will also contain:

- The covenant under CERCLA §120(h)(3)(A)(ii)(I) warranting that all remedial action under CERCLA necessary to protect human health and the environment with respect to hazardous substances remaining on the property has been taken before the date of transfer.
- The covenant under CERCLA §120(h)(3)(A)(ii)(II) warranting that any remedial action under CERCLA found to be necessary after the date of transfer with respect to such hazardous substances remaining on the property shall be conducted by the United States.
- The clause as required by CERCLA §120(h)(3)(A)(iii) granting the United States access to the property in any case in which remedial action or corrective action is found to be necessary after the date of transfer.

8.3 Parcel 8B Shop Area

Based on the above information, Department of Defense requirements to reach a finding of suitability to transfer the property have been met, subject to the terms and conditions set forth in the attached Environmental Protection Provisions (Attachment 5) for Parcel 8B. All removal or remedial actions necessary to protect human health and the environment have been taken and the property is transferable under CERCLA section 120(h)(3). In addition to the Environmental Protection Provisions, the transfer document for this transaction will also contain:

- The covenant under CERCLA §120(h)(3)(A)(ii)(I) warranting that all remedial action under CERCLA necessary to protect human health and the environment with respect to hazardous substances remaining on the property has been taken before the date of transfer.
- The covenant under CERCLA §120(h)(3)(A)(ii)(II) warranting that any remedial action under CERCLA found to be necessary after the date of transfer with respect to such hazardous substances remaining on the property shall be conducted by the United States.
- The clause as required by CERCLA §120(h)(3)(A)(iii) granting the United States access to the property in any case in which remedial action or corrective action is found to be necessary after the date of transfer.

Jeffrey A. Beney
Colonel, Corps of Engineers
District Engineer

Attachment 1

CHAAP Location Map

CHAAP Operable Unit Map

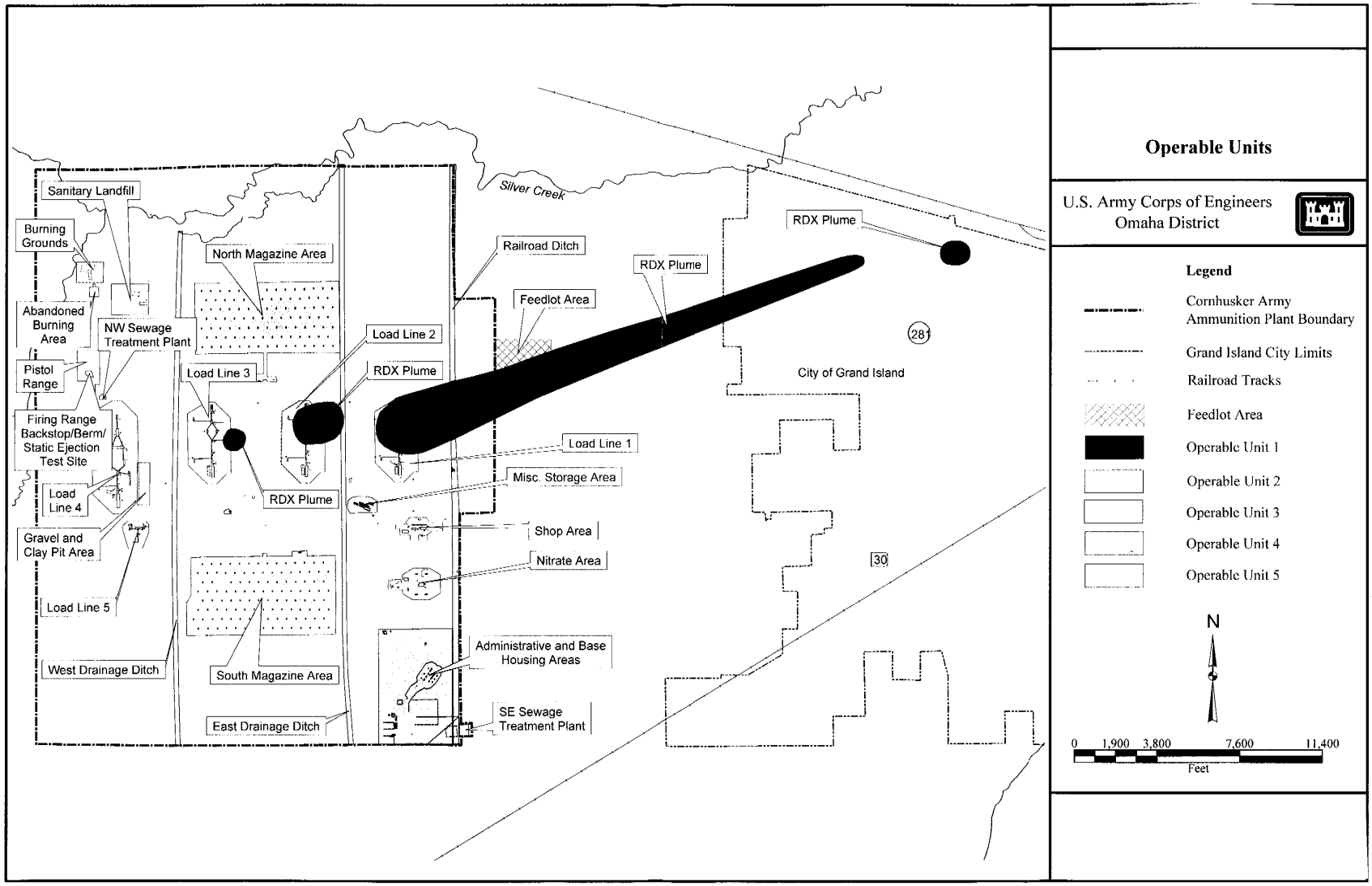

Parcel 3 Nitrate Area Map

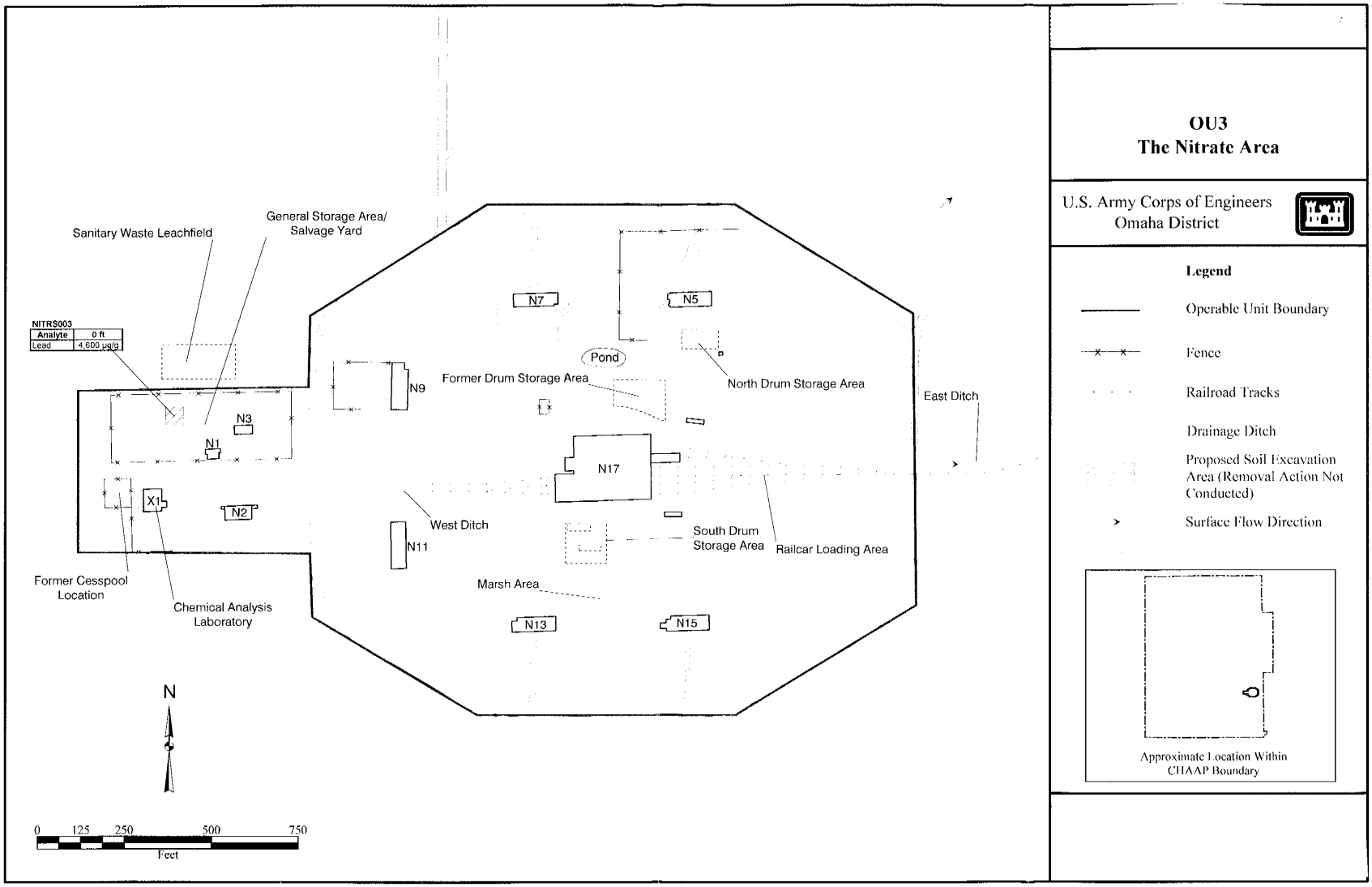

Parcels 8A and 8B Shop Area Map

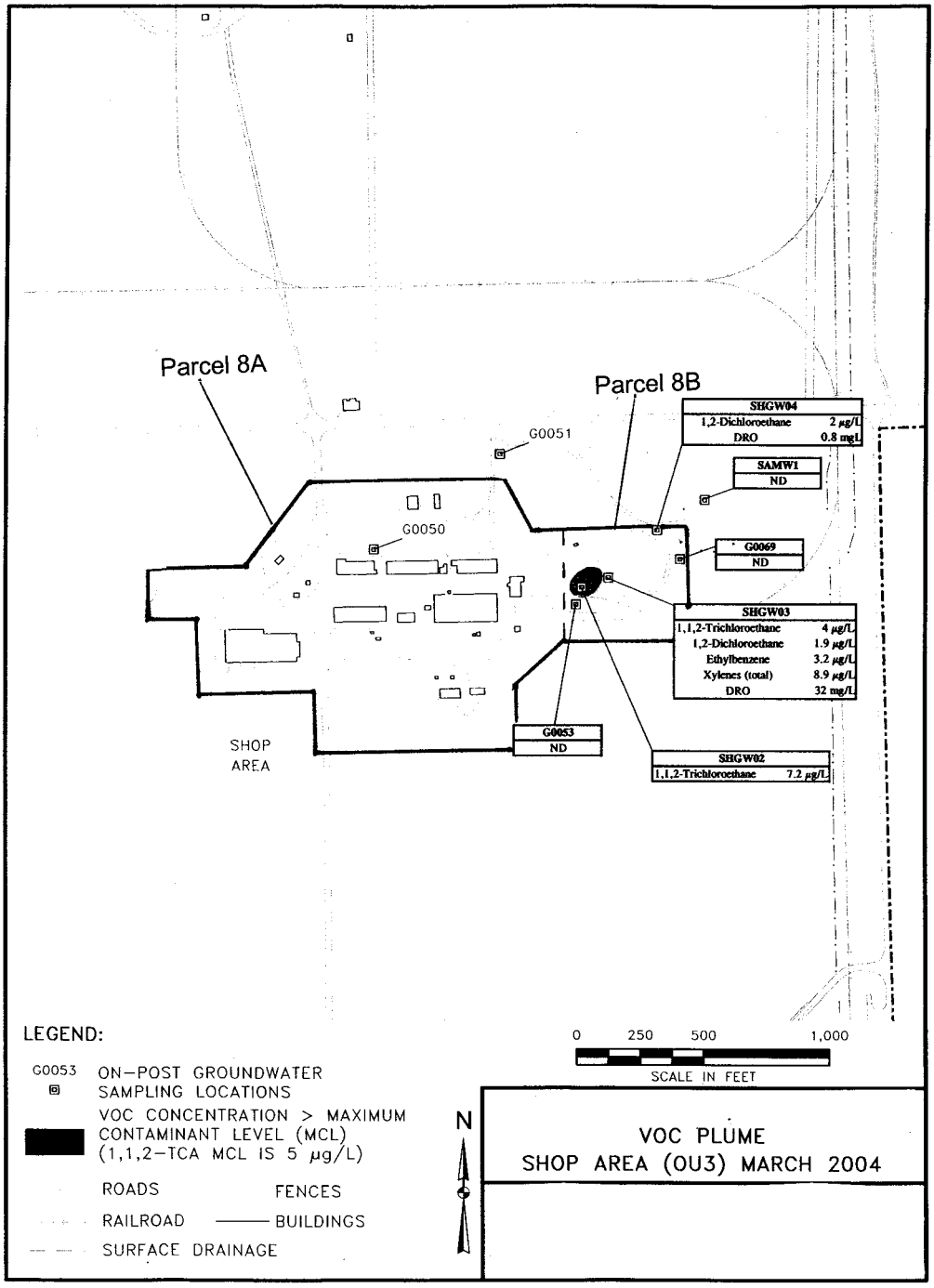

Attachment 2

Table 1 - Environmental Condition of Property

Property Description	EBS Parcel Designation	Initial Condition Category	Reassigned Condition Category	Remedial Actions and Property Use
Parcel 3 Nitrate Area Approximately 113.047 acres of land	**Nitrate Area**	**Property Type III ***	**4**	The EBS classified the area as known contamination with remediation required. The property is currently in use for railcar repair operations. Based on the 1996 RI and the 1998 Feasibility Study, this area was found to have lead contamination occurring possibly from stored automotive batteries. The 1999 Record of Decision (ROD) for Operable Unit Three identified the selected remedy as excavation of lead-contaminated soil at the General Storage Area/Salvage Yard to levels below the RAO for lead (400 µg/g), transportation of contaminated soil to an off-site disposal facility, and implementation of institutional controls to prevent residential use. Preparations to excavate the lead-contaminated soils within the Nitrate Area were initiated in May 2000. Prior to excavation activities, composite delineation samples were collected at a depth of 6 inches to 1 foot. The analytical results of all composite samples were below RAOs for lead (400 µg/g). As prior analytical detections of lead-contaminated soils could not be confirmed or replicated, no excavation activities at the Nitrate Area were completed. Details of sampling locations and analytical results of the composite sampling are presented in the *Closeout Report for the Soil Investigation and Excavation of OU3, 2001*. Based on the results of the composite sampling in 2001, concentrations of lead in soil at the Nitrate Area were not confirmed above NDEQ guidance concentrations. As a result, the selected remedy for lead in soil at the Nitrate Area has been achieved. Beginning in December 2003, decontamination by thermal decomposition and demolition of several buildings in the Nitrate Area was performed for residual explosive contaminants, including Buildings N-1, N-2, N-3, N-5, N-7, N-9, N-11, N-13, N-15, X-1, X-3, and X-4. On October 20, 2004, the contractor performing this work certified that the identified buildings had been decontaminated to a 5X level and therefore the affected parcels of land could be transferred for sale. For the work that is performed in accordance with IOCP 385-1, the 5X designation indicates that no significant amounts (not enough to present an explosive safety hazard) of contamination remain. Several criteria must be met to achieve the 5X certification. Among these criteria are thermal decomposition of buildings at a sufficiently high temperature and a determination that explosive soil is not present. For the Nitrate Area sites, the criteria used to determine whether soil was considered explosive was a

Attachment 2

Table 1 - Environmental Condition of Property

Property Description	EBS Parcel Designation	Initial Condition Category	Reassigned Condition Category	Remedial Actions and Property Use
				determination that the soil did not contain greater than 10% by weight of any secondary explosive or mixture of secondary explosives in soil samples. The >10% by weight explosives level is not a measure of toxicity hazard. Toxicity hazards due to explosive chemicals were evaluated in the 1996 RI, 1998 FS for OU3, and 1999 ROD for OU3. In the OU3 ROD, explosives were not determined to be contaminants of potential concern (COPCs) for the Nitrate Area; therefore no cleanup levels were established for explosives at this Area of Concern (AOC). Soil cleanup levels for explosives that were established for other OU3 AOCs include: Shop Area 102 micrograms per gram (µg/g) of 1,3,5-trinitrobenzene 191 µg/g of 2,4,6- trinitrotoluene Pistol Range 52 µg/g of RDX Sanitary Landfill 123 µg/g of 2-amino-4,6-dinitrotoluene 123 µg/g of 4-amino-2,6-dinitrotoluene 8.42 µg/g of 2,4-dinitrotoluene 8.42 µg/g of 2,6-dinitrotoluene 1,022 µg/g of nitrobenzene 52 µg/g of RDX 191 µg/g of 2,4,6- trinitrotoluene The chemical analyses of soil performed to determine whether explosive soil was present as part of the 5X certification effort can be compared to soil cleanup levels for explosive chemicals that have been established for the various OU3 AOCs. This comparison shows that for soil analyses performed as part of the 5X certification effort for building sites in the Nitrate Area, all of the analytical results for chemicals that have an established cleanup level for an OU3 AOC were less than the respective cleanup level. Groundwater results from perimeter wells indicate that operations at the Nitrate Area have not impacted groundwater.

Attachment 2

Table 1 - Environmental Condition of Property

Property Description	EBS Parcel Designation	Initial Condition Category	Reassigned Condition Category	Remedial Actions and Property Use
Parcel 8A Shop Area Approximately 32.387 acres of land	**Shop Area**	**Property Type III***	**4**	The EBS classified the Shop Area as known contamination with remediation required. The majority of the property is currently in use for railcar repair operations. This area was found to have unacceptable concentrations of lead in soil. The 1999 ROD identified the selected remedy as excavation and off-site disposal of lead-contaminated soil to or below the RAO of 400 µg/g, and deed restrictions to prevent residential use. Soils contaminated with lead were identified in the 1996 RI in the Shop Area, directly east/northeast of Building S-22, which is in Parcel 8A. Soil excavation activities were performed at the Shop Area (Parcel 8A) in June 2000. All confirmation sample lead concentrations were below the RAO for lead. All excavations were backfilled with clean fill. The contaminated soil was disposed of at the Grand Island Municipal Landfill. The selected remedy for lead in soil of excavation and disposal has been achieved. The 2004 Final First Five-Year Review Report determined that the selected remedy for OU3 remains protective of human health and the environment. Beginning in December 2003, decontamination by thermal decomposition and demolition of Buildings S-4 and S-5 located on Parcel 8A of the Shop Area was performed for residual explosive contaminants. On October 20, 2004, the contractor performing this work certified that the identified buildings had been decontaminated to a 5X level and therefore the affected parcels of land could be transferred for sale. For the work that is performed in accordance with IOCP 385-1, the 5X designation indicates that no significant amounts (not enough to present an explosive safety hazard) of contamination remain. Several criteria must be met to achieve the 5X certification. Among these criteria are thermal decomposition of buildings at a sufficiently high temperature and a determination that explosive soil is not present. For the Shop Area sites, the criteria used to determine whether soil was considered explosive was a determination that the soil did not contain greater than 10% by weight of any secondary explosive or mixture of secondary explosives in soil samples. The >10% by weight explosives level is not a measure of toxicity hazard. Toxicity hazards due to explosive chemicals were evaluated in the 1996 RI, 1998 FS for OU3, and 1999 ROD for OU3. In the OU3 ROD, explosive contaminant soil cleanup levels established for the Shop Area include the following:

Attachment 2

Table 1 - Environmental Condition of Property

Property Description	EBS Parcel Designation	Initial Condition Category	Reassigned Condition Category	Remedial Actions and Property Use
				102 µg/g of 1,3,5-trinitrobenzene 191 µg/g of 2,4,6- trinitrotoluene The OU3 ROD determined that no explosive contaminants exceeded the cleanup levels established for the Shop Area. A review of soil analyses performed as part of the 5X certification effort in the Shop Area building sites (Buildings S-4 and S-5) indicates that all of the analyses for explosive chemicals were below quantitation limits (non-detect). The quantitation limits for these analyses were far below the cleanup levels/Remedial Action Objectives (RAOs) established in the ROD for OU3, therefore these analytical results are also below established RAOs. No groundwater contamination was found on Parcel 8A, therefore no remediation of contaminated groundwater on Parcel 8A was specified in the 1999 OU3 ROD. The OU3 ROD does specify groundwater monitoring for VOCs and natural attenuation indicators for the VOC plume located in Parcel 8B and deed restrictions to prevent residential use and domestic groundwater use.
Parcel 8B Shop Area Approximately 4.672 acres of land	**Shop Area**	**Property Type III***	**4**	The EBS classified the Shop Area as known contamination with remediation required. The majority of the property is currently in use for railcar repair operations. No soil remediation was required on Parcel 8B. The 1999 ROD identified the selected remedy for VOCs in groundwater (Parcel 8B) as monitored natural attenuation. Groundwater monitoring for VOCs and natural attenuation indicators will continue until regulatory approval to discontinue monitoring is obtained. See Record of Decision (ROD) Operable Unit Three, 1999.

Department of Defense (DOD) Environmental Category Codes

Category 1: Areas where no release or disposal of hazardous substances or petroleum products has occurred (including no migration of these substances from adjacent areas).
Category 2: Areas where only release or disposal of petroleum products has occurred.
Category 3: Areas where release, disposal, and/or migration of hazardous substances has occurred, but at concentrations that do not require a removal or remedial response.
Category 4: Areas where release, disposal, and/or migration of hazardous substances has occurred, and all removal or remedial actions to protect human health and the environment have been taken.
Category 5: Areas where release, disposal, and/or migration of hazardous substances has occurred, and removal or remedial actions are underway, but all required remedial actions have not yet been taken.
Category 6: Areas where release, disposal, and/or migration of hazardous substances have occurred, but required actions have not yet been implemented.
Category 7: Areas that are not evaluated or require additional evaluation.

* EBS Property Classification terminology utilized three property type listings as Type I, Type II, and Type III instead of the DOD Environmental Category Codes.

Type I: Property with little potential for environmental contamination or disruption; past or present environmental contamination is neither known nor suspected to exist; or environmental contamination has been remediated to standards considered safe for the intended use.

Type II: Property with clear potential for environmental contamination or disruption, or where there is some doubt as to whether the property is properly classified as Type I; known or suspected contamination with incomplete investigation or regulatory agencies have not rendered a decision on the status of the property; or the property may potentially be affected in some way by adjacent Type III property.

Type III: Known environmental contamination or disruption, and where remediation is required to render the property suitable for its intended use.

Attachment 3

Table 2 - Notification of Hazardous Substance Storage, Release, or Disposal

Property Description	Name of Hazardous Substance(s) Stored (S), Released (R) or Disposed (D)	Date of Storage, Release, or Disposal	Remedial Actions
Parcel 3 Nitrate Area Approximately 113.047 acres of land	Nitrate liquor, aluminum powder, and crystalline nitrate (Buildings N-1, N-2, N-3, N-5, N-7, N-9, N-11, N-13, N-15, and N-17) (S) Ammonium nitrate fertilizer (S) Laboratory chemicals and explosive waste (Buildings X-1, X-3, and X-4) (S) Explosive compounds and waste from mine test facility (Building N-2) (S) PCB Transformers and automotive batteries containing lead (Buildings N-1 and N-3 in Salvage Yard) (S) Solvents, paint, and silica sand for sandblasting (Building N-17 and Drum Areas to the North and South of Building N-17) (S)	1942-1945, possibly 1950-1957 1946-1948 Production periods, possibly 1942-1945 and 1950-1957 1968-1973 1965-1990 1979 to present (associated with railcar refurbishing operations)	Based on the 1996 RI and the 1998 Feasibility Study, this area was found to have lead contamination in soil occurring possibly from stored automotive batteries. The 1999 Record of Decision (ROD) for Operable Unit Three identified the selected remedy as excavation of lead-contaminated soil at the General Storage Area/Salvage Yard to levels below the RAO for lead (400 µg/g), transportation of contaminated soil to an off-site disposal facility, and implementation of institutional controls to prevent residential use. Preparations to excavate the lead-contaminated soils within the Nitrate Area were initiated in May 2000. Prior to excavation activities, composite delineation samples were collected at a depth of 6 inches to 1 foot. The analytical results of all composite samples were below RAOs for lead (400 µg/g). As prior analytical detections of lead-contaminated soils could not be confirmed or replicated, no excavation activities at the Nitrate Area were completed. Details of sampling locations and analytical results of the composite sampling are presented in the Closeout Report for the Soil Investigation and Excavation of OU3, 2001. Based on the results of the composite sampling in 2001, concentrations of lead in soil at the Nitrate Area were not confirmed above NDEQ guidance concentrations. As a result, the selected remedy for lead in soil at the Nitrate Area has been achieved. Beginning in December 2003, decontamination by thermal decomposition and demolition of several buildings in the Nitrate Area was performed for residual explosive contaminants, including Buildings N-1, N-2, N-3, N-5, N-7, N-9, N-11, N-13, N-15, X-1, X-3, and X-4. On October 20, 2004, the contractor performing this work certified that the identified buildings had been decontaminated to a 5X level and therefore the affected parcels of land could be transferred for sale. For the work that is performed in accordance with IOCP 385-1, the 5X designation indicates that no significant amounts (not enough to present an explosive safety hazard) of contamination remain. Several criteria must be met to achieve the 5X certification. Among these criteria are thermal decomposition of buildings at a sufficiently high temperature and a determination that explosive soil is not present. For the Nitrate Area sites, the criteria used to determine whether soil was

Attachment 3

Table 2 - Notification of Hazardous Substance Storage, Release, or Disposal

Property Description	Name of Hazardous Substance(s) Stored (S), Released (R) or Disposed (D)	Date of Storage, Release, or Disposal	Remedial Actions
			considered explosive was a determination that the soil did not contain greater than 10% by weight of any secondary explosive or mixture of secondary explosives in soil samples. The >10% by weight explosives level is not a measure of toxicity hazard. Toxicity hazards due to explosive chemicals were evaluated in the 1996 RI, 1998 FS for OU3, and 1999 ROD for OU3. In the OU3 ROD, explosives were not determined to be contaminants of potential concern (COPCs) for the Nitrate Area; therefore no cleanup levels were established for explosives at this Area of Concern (AOC). Soil cleanup levels for explosives that were established for other OU3 AOCs include: Shop Area 102 micrograms per gram (µg/g) of 1,3,5-trinitrobenzene 191 µg/g of 2,4,6- trinitrotoluene Pistol Range 52 µg/g of RDX Sanitary Landfill 123 µg/g of 2-amino-4,6-dinitrotoluene 123 µg/g of 4-amino-2,6-dinitrotoluene 8.42 µg/g of 2,4-dinitrotoluene 8.42 µg/g of 2,6-dinitrotoluene 1,022 µg/g of nitrobenzene 52 µg/g of RDX 191 µg/g of 2,4,6- trinitrotoluene The chemical analyses of soil performed to determine whether explosive soil was present as part of the 5X certification effort can be compared to soil cleanup levels for explosive chemicals that have been established for the various OU3 AOCs. This comparison shows that for soil analyses performed as part of the 5X certification effort for building sites in the Nitrate Area, all of the analytical results for chemicals that have an established cleanup level for an OU3 AOC were less than the respective cleanup level. Groundwater results from perimeter wells indicate that operations at the Nitrate Area have not impacted groundwater.

Attachment 3

Table 2 - Notification of Hazardous Substance Storage, Release, or Disposal

Property Description	Name of Hazardous Substance(s) Stored (S), Released (R) or Disposed (D)	Date of Storage, Release, or Disposal	Remedial Actions
Parcel 8A Shop Area Approximately 32.387 acres of land	Explosive compounds and waste including 2,4,6-TNT and RDX in laundry wastewater (Building S-4, sumps, open ditches, and leachfields) (S) (R) Solvents and paints, including lead-based paint were used and stored in the paint shop (Building S-22) (S) Paints, pesticides, solvents, oils, and other chemicals in Paint Spray Shop and pesticide mixing (Building S-37) (S)	Periods of ammunition production between 1942 and 1973 1942-1990 1942-1990	A number of containers of pesticides, herbicides, and other chemicals from Building S-37 were disposed of by DRMO in 1993 through 1994. Investigation of the Shop Area determined that there were unacceptable concentrations of lead in soil. Soils contaminated with lead were identified in the 1996 RI in the Shop Area, directly east/northeast of Building S-22. The 1999 ROD identified the selected remedy as excavation and off-site disposal of lead-contaminated soil to or below the RAO of 400 µg/g, and deed restrictions to prevent residential use. Soil excavation activities were performed at the Shop Area (Parcel 8A) in June 2000. All confirmation sample lead concentrations were below the RAO for lead. All excavations were backfilled with clean fill. The contaminated soil was disposed of at the Grand Island Municipal Landfill. The selected remedy for lead in soil of excavation and disposal has been achieved. The 2004 Final First Five-Year Review Report determined that the selected remedy for OU3 remains protective of human health and the environment. Beginning in December 2003, decontamination by thermal decomposition and demolition of Buildings S-4 and S-5 in Parcel 8A in the Shop Area was performed for residual explosive contaminants. On October 20, 2004, the contractor performing this work certified that the identified buildings had been decontaminated to a 5X level and therefore the affected parcels of land could be transferred for sale. For the work that is performed in accordance with IOCP 385-1, the 5X designation indicates that no significant amounts (not enough to present an explosive safety hazard) of contamination remain. Several criteria must be met to achieve the 5X certification. Among these criteria are thermal decomposition of buildings at a sufficiently high temperature and a determination that explosive soil is not present. For the Shop Area sites, the criteria used to determine whether soil was considered explosive was a determination that the soil did not contain greater than 10% by weight of any secondary explosive or mixture of secondary explosives in soil samples. The >10% by weight explosives level is not a measure of toxicity hazard. Toxicity hazards due to explosive chemicals were evaluated in the 1996 RI, 1998 FS for OU3, and 1999 ROD for OU3. In the OU3 ROD

Attachment 3

Table 2 - Notification of Hazardous Substance Storage, Release, or Disposal

Property Description	Name of Hazardous Substance(s) Stored (S), Released (R) or Disposed (D)	Date of Storage, Release, or Disposal	Remedial Actions
			OU3, and 1999 ROD for OU3. In the OU3 ROD, explosive contaminant soil cleanup levels established for the Shop Area include the following: 102 µg/g of 1,3,5-trinitrobenzene 191 µg/g of 2,4,6- trinitrotoluene The OU3 ROD determined that no explosive contaminants exceeded the cleanup levels established for the Shop Area. A review of soil analyses performed as part of the 5X certification effort in the Shop Area building sites (Buildings S-4 and S-5) indicates that all of the analyses for explosive chemicals were below quantitation limits (non-detect). The quantitation limits for these analyses were far below the cleanup levels/Remedial Action Objectives (RAOs) established in the ROD for OU3, therefore these analytical results are also below established RAOs. No groundwater contamination was found on Parcel 8A, therefore no remediation of contaminated groundwater on Parcel 8A was specified in the 1999 OU3 ROD. The OU3 ROD does specify groundwater monitoring for VOCs and natural attenuation indicators for the VOC plume located in Parcel 8B and deed restrictions to prevent residential use and domestic groundwater use.
Parcel 8B Shop Area Approximately 4.672 acres of land	Volatile organic compounds (VOCs) (R)	1942-1998	No soil remediation was required on Parcel 8B. Groundwater sampling results collected in the AST area indicated that chlorinated solvents had impacted groundwater on Parcel 8B. Concentrations of 1,1,2-trichloroethane (1,1,2-TCA) and 1,2-dichloroethane (1,2-DCA) were detected in samples collected during the 1995 and 1996 sampling efforts. Annual monitoring for VOCs continues at six sampling locations on Parcel 8B. The March 2004 sampling event indicates that three of the six sampling locations were non-detect for VOCs. Low levels of various VOCs were detected in the other three sampling locations (all located within Parcel 8B); however, only a single detection of 1,1,2-TCA (7.2 µg/L at SHGW02) exceeded its respective MCL (5.0 µg/L). The evaluation of sampling data indicates there is evidence that natural attenuation is occurring and that the VOC plume is not migrating off OU3. Site groundwater is not

Attachment 3

Table 2 - Notification of Hazardous Substance Storage, Release, or Disposal

Property Description	Name of Hazardous Substance(s) Stored (S), Released (R) or Disposed (D)	Date of Storage, Release, or Disposal	Remedial Actions
			in use. The 1999 ROD identified the selected remedy for VOCs in groundwater (Parcel 8B) as monitored natural attenuation. Groundwater monitoring for VOCs and natural attenuation indicators will continue until regulatory approval to discontinue monitoring is obtained. See Record of Decision (ROD) Operable Unit Three, 1999.

Attachment 4

Table 3 - Notification of Petroleum Products Storage, Release, or Disposal

Property Description	Name of Petroleum Product(s) Stored (S), Released (R), or Disposed (D)	Dates of Storage, Release, or Disposal	Remedial Actions
Parcel 3 Nitrate Area Approximately 113.047 acres of land	Probable diesel fuel, Former USTs N-2, T1 and X-1, T1 (S) Motor and hydraulic oils, 55-gallon drum storage areas near Building N-17 for current operations (S)	1942-1973 1979-present	Tanks were removed by government contractor prior to 1990. The *1997 UST and AST Site Investigation* did not recommend any further action related to the former USTs. The 1996 RI did not recommend any further action related to petroleum products associated with non-UST/AST storage.
Parcel 8A Shop Area Approximately 32.387 acres of land	Diesel, gasoline, kerosene, and road oil (S) (R)	1942- present	The *1997 UST and AST Site Investigation* and the *1999 Environmental Baseline Survey for Cornhusker Army Ammunition Plant Real Property and Rail Easements* indicate that a number of USTs and ASTs have been present in the Shop Area over the years, with various installation and removal dates. Installation and removal dates are not available for every tank. The *1997 UST and AST Site Investigation* evaluated investigation data from 1993 and 1995. This evaluation determined that there were no concentrations of benzene or total BTEX (benzene-toluene-ethylbenzene-xylenes) that exceeded Nebraska Department of Environmental Quality (NDEQ) soil guidance levels. The report also determined that groundwater was not impacted by USTs or ASTs used for petroleum product storage. No further action related to petroleum products was recommended in the*1997 UST and AST Site Investigation* report. On Parcel 8A, petroleum release occurred at the sites of former USTs S14, T1 and S40, T1. These releases have been remediated. One active UST remains on Parcel 8A in the Shop Area, SPHA-3, T2. Except for SPHA-3, T2, all USTs have been removed from the Shop Area. A number of ASTs have been removed and no further action was recommended in the *1997 UST and AST Site Investigation* report. The two AST sites remaining on Parcel 8A in the Shop Area include: an inactive 290-gallon tank located between Buildings S-22 and S-37 labeled "SOLVENT," and inactive tank S-6, which may have contained waste oil at one time. There was no evidence that any petroleum or petroleum products in excess of 55 gallons at one time were stored, released, or disposed of on the property as a result of non-UST/AST petroleum activities.

Attachment 4

Table 3 - Notification of Petroleum Products Storage, Release, or Disposal

Property Description	Name of Petroleum Product(s) Stored (S), Released (R), or Disposed (D)	Dates of Storage, Release, or Disposal	Remedial Actions
Parcel 8B Shop Area Approximately 4.672 acres of land	Diesel, gasoline, kerosene, and road oil (S)	1942- present	The *1997 UST and AST Site Investigation* and the *1999 Environmental Baseline Survey for Cornhusker Army Ammunition Plant Real Property and Rail Easements* indicate that a number of USTs and ASTs have been present in the Shop Area over the years, with various installation and removal dates. Installation and removal dates are not available for every tank. The *1997 UST and AST Site Investigation* evaluated investigation data from 1993 and 1995. This evaluation determined that there were no concentrations of benzene or total BTEX (benzene-toluene-ethylbenzene-xylenes) that exceeded Nebraska Department of Environmental Quality (NDEQ) soil guidance levels. The report also determined that groundwater was not impacted by USTs or ASTs used for petroleum product storage. No further action related to petroleum products was recommended in the*1997 UST and AST Site Investigation* report. No USTs exist on Parcel 8B in the Shop Area. No further action related to ASTs on Parcel 8B was recommended in the *1997 UST and AST Site Investigation* report. ASTs known to have been removed include S-3, S-7, S-8, S-9, S-12, S-32, S-34, and S-35. There are no AST sites remaining on Parcel 8B in the Shop Area. There was no evidence that any petroleum or petroleum products in excess of 55 gallons at one time were stored, released, or disposed of on the property as a result of non-UST/AST petroleum activities.

Attachment 5

Environmental Protection Provisions

The following conditions, restrictions, and notifications will be placed in the transfer documents to ensure protection of human health and the environment and to preclude any interference with ongoing or completed remediation activities at Cornhusker Army Ammunition Plant (CHAAP).

Transfer Deed for Parcel 3 (Nitrate Area) and Parcel 8A (Shop Area) Will Include:

I. CERCLA Covenant and Reserved Access Easement

a. Pursuant to Section 120(h)(3) of the Comprehensive Environmental Response, Compensation and Liability Act, as amended (CERCLA) 42 U.S.C. 9620 (h)(3), the Grantor has made a complete search of its records concerning the property subject to this deed. Those records indicate that the hazardous substances, as defined by Section 101 (14) of CERCLA, shown on Exhibit "B" (Attachment 3 for Parcels 3 and 8A), attached hereto and made a part hereof, have been stored for one year or more (S), released (R), or disposed of (D) on the property during the time the property was owned by the Grantor. The Grantee should review the Final Environmental Baseline Survey No. 38-EH-8519-99 dated 9-20 November 1998, the Environmental Baseline Survey dated May 1999, and the Finding of Suitability to Transfer (FOST) dated May 2005 for further details.

b. The Grantor covenants and warrants that all remedial action necessary to ensure protection of human health and the environment with respect to any such substance remaining on the property has been taken prior to the date hereof. Furthermore, excepting those situations where the Grantee hereunder (who was a lessee on a portion of the property), its successors or assigns, or any other lessee of the Property, are potentially responsible parties, as defined by CERCLA, any additional remedial action found to be necessary with respect to any such substance remaining on the property after the date hereof shall be conducted by the United States.

c. The Grantor shall not incur liability for additional response action or corrective action found to be necessary after the date of transfer in any case in which the person or entity to whom the property is transferred, or other non-Grantor entities, is identified as the party responsible for contamination of the property.

d. Grantor reserves a right of access to all portions of the herein-described parcels of land for purposes of environmental investigation, remediation or other corrective action. This reservation includes the right of access to and use of, to the extent permitted by law, available utilities at reasonable cost to Grantor. These rights

shall be exercisable in any case in which a remedial action, response action or corrective action is found to be necessary after the date of this conveyance of the herein-described parcels of land, or in which such access is necessary to carry out a remedial action, response action, or corrective action on adjoining property. Pursuant to this reservation, the United States and its respective officers, agents, employees, contractors and subcontractors shall have the right (upon reasonable notice to the then owner and any authorized occupant of the Property) to enter upon the herein-described parcels of land and conduct investigations and surveys, to include drilling, test-pitting, borings, data and records compilation and other activities related to environmental investigation, and to carry out remedial or removal actions as required or necessary, including but not limited to the installation, operation, and removal of monitoring wells, pumping wells, and treatment facilities. Any such entry, including such activities, responses or remedial actions, shall be coordinated with record title owner and shall be performed in a manner that minimizes interruption with activities of authorized occupants. Grantor will provide the record title owner reasonable advance notice of such activities, responses, or remedial actions. This subparagraph shall not affect the Grantor's future responsibilities, if any, to conduct response actions or corrective actions that are required by applicable laws, rules and regulations.

II. Monitoring Wells Reservation

a. RESERVING, however, to the Grantor, ownership and exclusive use of the existing monitoring wells located on Parcels 3 and 8A, together with access across the property for the purpose of monitoring and/or removing the wells. For Parcel 3 there are a total of four monitoring wells, two located on the northern perimeter (designated as G0029 and G0030) and two located on the eastern perimeter (designated as G0031 and G0052). For Parcel 8A, there is one monitoring well, designated as G0050. The Grantee, its successors and assigns shall allow ingress and egress of all equipment necessary to accomplish the same.

III. Specific Environmental Notices, Exclusions, Reservations, Covenants and Restrictions Affecting the Property

This conveyance is expressly made subject to the following environmental notices, exclusions, reservations, covenants and restrictions affecting the property hereby conveyed to the extent and only to the extent the same are valid and affect the property, and shall be considered as covenants running with the land and binding on all parties having any right, title or interest in the property, or any part thereof, their heirs, successors and assigns.

a. Federal Facility Agreement

The Grantee acknowledges that Cornhusker Army Ammunition Plant has been identified as a National Priority List (NPL) site under the Comprehensive, Environmental, Response, Compensation and Liability Act (CERCLA) of 1980, as amended. A copy of the Cornhusker Army Ammunition Plant Federal Facility

Agreement (FFA), entered into by the United States Environmental Protection Agency (EPA) Region 7, the State of Nebraska, and the Department of the Army, effective September 1990, and a copy of any amendments thereto, have been provided the Grantee. The Grantee, its successors and assigns, agree that should any conflict arise between the terms of the FFA as they presently exist or may be amended, and the provisions of this property transfer, the terms of the FFA will take precedence. The Grantee, its successors and assigns, further agree that notwithstanding any other provisions of this deed, the Grantor assumes no liability to the Grantee, its successors and assigns, should implementation of the FFA interfere with their use of the property. The Grantee, its successors and assigns, shall have no claim on account of any such interference against the Grantor or any officer, agent, employee or contractor thereof.

b. Environmental Baseline Survey (EBS) and Finding of Suitability to Transfer (FOST)

1. The Grantee has received the technical environmental reports, including the Environmental Baseline Survey for the Property dated 9-20 November 1998, the Environmental Baseline Survey dated 3 May 1999, and the FOST for the property dated May 2005 prepared by the Grantor, and agrees, to the best of the Grantee's knowledge, that they accurately describe the environmental condition of the Property. The Grantee has inspected the Property and accepts the physical condition and current level of environmental hazards on the Property and deems the Property to be safe for the Grantee's intended use.

2. Hazardous Substances or Petroleum Products

(a) If an actual or threatened release of a hazardous substance or petroleum product is discovered on the formerly leased Property (DACA45-1-79-6041, DACA45-1-96-6095, and DACA45-1-01-6010) on or after the beginning dates of the leases, whether or not such substance was set forth in the technical environmental reports, including the EBSs, Grantee or its successors or assigns shall be responsible for such release or newly discovered substance unless Grantee is able to demonstrate that such release or such newly discovered substance was due to Grantor's activities, ownership, use, or occupation of the formerly leased Property (DACA45-1-79-6041, DACA45-1-96-6095, and DACA45-1-01-6010) prior to the beginning dates of the leases. Grantee, its successors and assigns, as consideration for the conveyance, agree to release Grantor from any liability or responsibility for any claims arising solely out of the release of any hazardous substance or petroleum product on the formerly leased Property occurring on or after the beginning dates of the leases, where such substance or product was placed on the formerly leased Property by the Grantee, or its successors, assigns, employees, invitees, agents or contractors, on or after the beginning dates of the leases. This Subsection III.b. shall not affect the Grantor's responsibilities to conduct response actions or corrective actions that are required by applicable laws, rules, and regulations.

(b) If an actual or threatened release of a hazardous substance or petroleum product is discovered on the remaining Property after the date of the conveyance, whether or not such substance was set forth in the technical environmental reports, including the EBSs, Grantee or its successors or assigns shall be responsible for such release or newly discovered substance unless Grantee is able to demonstrate that such release or such newly discovered substance was due to Grantor's activities, ownership, use, or occupation of the remaining Property. Grantee, its successors and assigns, as consideration for the conveyance, agree to release Grantor from any liability or responsibility for any claims arising solely out of the release of any hazardous substance or petroleum product on the remaining Property occurring after the date of this Deed, where such substance or product was placed on the remaining Property by the Grantee, or its successors, assigns, employees, invitees, agents or contractors, after the conveyance. This Subsection III.b. shall not affect the Grantor's responsibilities to conduct response actions or corrective actions that are required by applicable laws, rules, and regulations.

c. Land Use Restrictions

The Grantor has undertaken careful environmental study of the Property and concluded that the highest and best use of the Property is limited by its environmental condition to commercial/industrial/agricultural uses. In order to protect human health and the environment, promote community objectives, and further the common environmental objectives and land use plans of the Grantor, State of Nebraska, and Grantee, the following covenants and restrictions are included in this deed to assure the use of the Property is consistent with environmental conditions of the Property. The following restrictions and covenants benefit both the lands retained by the Grantor and the general public welfare and are consistent with the State of Nebraska and Federal environmental statutes.

1. Commercial/Industrial/Agricultural Use Restrictions

(a) The Grantee covenants for itself, its successors and assigns, that the Property shall be used solely for commercial/industrial/agricultural purposes and not for residential purposes, the Property having been remediated only for commercial/industrial/agricultural uses. Commercial, industrial and agricultural uses include, but are not limited to administrative/office space, manufacturing, warehousing, restaurants, hotels/motels, and retail activities. Residential use includes, but is not limited to housing, day care facilities, and schools (excluding education and training programs for persons over 18 years of age), and assisted living facilities.

(b) Nothing contained herein shall preclude the Grantee from undertaking, in accordance with applicable laws and regulations, such additional remediation necessary to allow for residential use of the Property. Any additional remediation will be at no additional cost to the Grantor and with the Grantor's prior written consent. Consent may be conditioned upon such terms and conditions, as the Grantor deems reasonable and appropriate, including performance and payment bonds

and insurance. Upon completion of such remediation required to allow residential use of the Property and upon the Grantee's obtaining the approval of the U.S. Army Corps of Engineers, the U.S. Environmental Protection Agency (EPA) and the Nebraska Department of Environmental Quality (DEQ) and, if required, any other regulatory agency, the Grantor agrees to release or, if appropriate, modify this restriction by executing and recording, in the same land records of Nebraska, Hall County, as this deed, a Partial Release of Covenant. Grantee shall bear the cost of recording and reasonable administrative fees.

2. Enforcement

(a) The above covenant/restrictions shall inure to the benefit of the public in general and adjacent lands, including lands retained by the United States, and, therefore, are enforceable by the United States Government and State of Nebraska. These covenant/restrictions are binding on the Grantee, its successors and assigns; shall run with the land; and are forever enforceable.

(b) The Grantee covenants for itself, its successors and assigns that it shall include and otherwise make legally binding the above land use restrictions in all subsequent leases and transfer or conveyance documents relating to the Property subject hereto. Notwithstanding this provision, failure to include these land use restrictions in subsequent conveyances does not abrogate the status of these restrictions as binding upon the parties, their successors and assigns.

(c) The Grantee, for itself, its successors and assigns, covenants that it will not undertake or allow any activity on or use of the Property that would violate the land use restrictions contained herein.

(d) Notwithstanding any other provision of this Deed; any agreement between the Grantee and the Grantor; the provisions of CERCLA, including CERCLA Section 120(h)(3), as amended, the Grantee on behalf of itself, its successors and assigns, covenants and agrees that the Grantee or the then record owner of the Property will be fully responsible for any investigation and/or remediation of hazardous substances, pollutants or contaminants, or petroleum or petroleum derivatives, to the extent that such investigation and/or remediation becomes necessary in response to a violation of this Subsection IIIC, herein.

3. Submissions

Modification of Restrictions. The Grantee shall submit any requests to use the Property for residential purposes, install monitoring wells or other modification to the above restrictions to Grantor, with a copy to EPA and Nebraska DEQ, by first class mail, postage prepaid, addressed as follows:

(a) to Grantor: Corps of Engineers, Omaha District
ATTN: CENWO-RE
106 South 15th Street
Omaha, NE 68102-1618

(b) to EPA: U.S. Environmental Protection Agency
Region VII
901 North 5th Street
Kansas City, KS 66101

(c) to State: Nebraska Department of Environmental Quality
P.O. Box 98922
Lincoln, NE 68509-8922

d. Lead-Based Paint

Notice of the Presence of Lead-Based Paint and Covenant Against the Use of the Property for Residential Purposes

1. The Grantee is hereby informed and does acknowledge that all buildings on the Property, which were constructed or rehabilitated prior to 1978, are presumed to contain lead-based paint. Lead from paint, paint chips, and dust can pose health hazards if not managed properly. Every purchaser of any interest in Residential Real Property on which a residential dwelling was built prior to 1978 is notified that such property may present exposure to lead from lead-based paint that may place young children at risk of developing lead poisoning. Lead poisoning in young children may produce permanent neurological damage, including learning disabilities, reduced intelligence quotient, behavioral problems, and impaired memory. Lead poisoning also poses a particular risk to pregnant women. The seller of any interest in Residential Real Property is required to provide the buyer with any information on lead-based paint hazards from risk assessments or inspections in the seller's possession and notify the buyer of any known lead-based paint hazards. “Residential Real Property” means any housing constructed prior to 1978, except housing for the elderly (households reserved for and composed of one or more persons 62 years of age or more at the time of initial occupancy) or persons with disabilities (unless any child who is less than 6 years of age resides or is expected to reside in such housing) or any 0-bedroom dwelling.

2. Available information concerning known lead-based paint and/or lead-based paint hazards, the location of lead-based paint and/or lead-based paint hazards, and the condition of painted surfaces is contained in the Environmental Baseline Survey and (for residential properties) the lead-based paint assessment, which have been provided to the Grantee. All purchasers must receive the federally-approved pamphlet on lead poisoning prevention. The Grantee hereby acknowledges receipt of all of the information described in this subparagraph.

3. The Grantee acknowledges that it has received the opportunity to conduct its own risk assessment or inspection for the presence of lead-based paint and/or lead-based paint hazards prior to execution of this document.

4. The Grantee covenants and agrees that it shall not permit the occupancy or use of the buildings or structures on the Property as Residential Real Property without complying with this section and all applicable Federal, state, and local laws and regulations pertaining to lead-based paint and/or lead-based paint hazards. Prior to permitting the occupancy of the Property where its use subsequent to sale is intended for residential habitation, the Grantee specifically agrees to perform, at its sole expense, the Army's abatement requirements under Title X of the Housing and Community Development Act of 1992 (Residential Lead-Based Paint Hazard Reduction Act of 1992) (hereinafter Title X).

5. The Grantee shall, after consideration of the guidelines and regulations established pursuant to Title X: (1) Comply with the joint HUD and EPA Disclosure Rule (24 CFR 35, Subpart H, 40 CFR 745, Subpart F), when applicable, by disclosing to prospective purchasers the known presence of lead-based paint and/or lead-based paint hazards as determined by previous risk assessments; (2) Abate lead-based paint hazards in pre-1978 buildings and structures in paint, dust and bare soil in accordance with the HUD Guidelines, and (3) Comply with the EPA lead-based paint work standards when conducting lead-based paint activities (40 CFR 745, Subpart L).

6. In complying with these requirements, the Grantee covenants and agrees to be responsible for any abatement or remediation of lead-based paint or lead-based paint hazards on the Property found to be necessary as a result of the subsequent use of the Property for residential purposes. The Grantee covenants and agrees to comply with solid or hazardous waste laws that may apply to any waste that may be generated during the course of lead-based paint abatement activities.

7. The Grantee further agrees to indemnify and hold harmless the Army, its officers, agents and employees, from and against all suits, claims, demands, or actions, liabilities, judgments, costs and attorney's fees arising out of, or in a manner predicated upon personal injury, death or property damage resulting from, related to, caused by or arising out of lead-based paint hazards on the Property if used for residential purposes.

8. The covenants, restrictions, requirements and obligations of this Subsection III.d. shall be binding upon the Grantee, its successors and assigns and all future owners and shall be deemed to run with the land. The Grantee on behalf of itself, its successors and assigns covenants that it will include and make legally binding, this Subsection III.d. in all subsequent transfers, leases, or conveyance documents.

e. Notice of the Presence of Asbestos and Covenant

1. The Grantee is hereby informed and does acknowledge that friable and non-friable asbestos or asbestos-containing materials (“ACM”) has been found on

the Property, as described in the EBS/FOST. The ACM on the Property does not currently pose a threat to human health or the environment. All friable asbestos that posed a risk to human health has been removed.

2. The Grantee covenants and agrees that its use and occupancy of the Property will be in compliance with all applicable laws relating to asbestos; and that the Grantor assumes no liability for future remediation of asbestos or damages for personal injury, illness, disability, or death, to the Grantee, its successors or assigns, or to any other person, including members of the general public, arising from or incident to the purchase, transportation, removal, handling, use, disposition, or other activity causing or leading to contact of any kind whatsoever with asbestos on the Property, whether the Grantee, its successors or assigns have properly warned or failed to properly warn the individual(s) injured. The Grantee agrees to be responsible for any future remediation of asbestos found to be necessary on the Property.

3. Unprotected or unregulated exposures to asbestos in product manufacturing, shipyard, and building construction workplaces have been associated with asbestos-related diseases. Both the Occupational Safety and Health Administration (OSHA) and the EPA regulate asbestos because of the potential hazards associated with exposure to airborne asbestos fibers. Both OSHA and EPA have determined that such exposure increases the risk of asbestos-related diseases, which include certain cancers and which can result in disability or death.

4. The Grantee acknowledges that it has inspected the Property as to its asbestos content and condition and any hazardous or environmental conditions relating thereto. The Grantee shall be deemed to have relied solely on its own judgment in assessing the overall condition of all or any portion of the Property, including, without limitation, any asbestos hazards or concerns.

5. The Grantor assumes no liability for any damages to person or property, and gives no warranties, either express or implied, with regard to the presence or absence of asbestos or ACM in buildings and structures, or whether the Property is or is not suitable for a particular purpose. The Grantee further agrees to indemnify and hold harmless the Grantor, its officers, agents and employees from and against all suits, claims, demands or actions, liabilities, judgments, penalties, costs and attorneys' fees arising out of or in any manner predicated upon, future asbestos abatement or remediation from within buildings and structures on the Property; disposal of ACM or asbestos after conveyance to the Grantee; personal injury, death or property damages resulting from, related to, caused by or arising out of exposure to asbestos within buildings and structures on the Property on or after conveyance of such portion of the Property to the Grantee. The Grantee's obligation hereunder shall apply whenever the United States incurs costs or liabilities for actions giving rise to liability under this Subsection. Except for those facilities that were previously leased by the Grantee (DACA45-1-79-6041, DACA45-1-96-6095, and DACA45-1-01-6010), the Grantee shall not be responsible for indemnifying or holding the Grantor harmless from any loss,

claims, liabilities, judgments, penalties, costs, or damages arising out of exposure to asbestos that occurred prior to the date of this Deed.

f. Polychlorinated Biphenyl (PCB) Containing Equipment Notification

The Grantee is hereby informed and does acknowledge that equipment containing polychlorinated biphenyls (PCBs) exist on the Property to be conveyed and that said equipment is owned by the Southern Power District.

g. Notice of Underground/Aboveground (UST/AST) Storage Tanks

The Grantee is hereby informed and does acknowledge that two inactive Aboveground Storage Tanks (S-6 and a solvent tank) remain on the Parcel 8A. There is also one active UST remaining on Parcel 8A (SPHA-3, T2). Underground Storage Tanks (S14, T1 and S40, T1) that contained solvent/gasoline were formerly located on Parcel 8A from 1942 to 1993; these tanks and surrounding soil were removed in 1993 and subsequent investigation indicated that no additional cleanup was necessary.

IV. Miscellaneous Grantee Covenants

Grantee covenants for itself, and its successors or assigns, and every successor in interest in the Property, to abide with each of the agreements and covenants running with the land described in Section IV of this Quitclaim Deed. In addition, Grantor and its successors and assigns, shall be deemed a beneficiary of each of the following agreements and covenants without regard to whether it remains the owner of any land or interest therein in the locality of the Property hereby conveyed and shall have a right to enforce each of the following agreements and covenants in any court of competent jurisdiction. Notwithstanding the foregoing, Grantor, and its successors and assigns shall have no affirmative duty to any successor in title to this conveyance to enforce any of the following agreements and covenants.

a. It is understood and agreed by Grantee, for itself and its successors and assigns, that except for warranties, responsibilities and agreements of Grantor specifically set forth herein, the Property is conveyed "*as is*" and "*where is*" without any representation or warranty on the part of Grantor to make any alterations, repairs or additions. Grantor shall not be liable for any latent or patent defects in the Property. Grantee, for itself and its successors and assigns, acknowledges that Grantor has made no representations or warranty concerning the condition and state of repair of the Property nor any agreement or promise to alter, improve, adapt or repair the Property.

b. The Grantee, its successors and assigns, shall neither transfer the Property, lease the Property, nor grant any interest, privilege, or license whatsoever in connection with the Property without the inclusion of the environmental protection provisions contained herein, and shall require the inclusion of such environmental protection provisions in all further deeds, transfers, leases, or grants of any interest, privilege, or license.

V. Agreements, Notices, and Conditions

a. Anti-Deficiency Act Clause

The Grantor's obligation to pay or reimburse any money under this Deed is subject to the availability of funds appropriated for this purpose to the Department of the Army, and nothing in this Deed shall be interpreted to require obligations or payments by the Grantor in violation of the Anti-Deficiency Act, 31 U.S.C. Section 1341.

b. Wetlands Notice

A portion of the Property contains wetlands.

Transfer Deed for Parcel 8B (Shop Area) Will Include:

I. Conveyance

RESERVING, however, to the Grantor and its assigns a perpetual and assignable right, power, and easement in, upon, over and across the above described real property as follows: no new water wells shall be constructed and maintained on the land for domestic purposes; no existing water wells shall be utilized on the land for domestic purposes; and no ground water shall be used for domestic purposes. Domestic purposes include human consumption, sanitation, bathing, cooking, laundering, and swimming. Domestic purposes do not include crop irrigation, watering of livestock, and fire control. Ground water means that water which occurs in or moves, seeps, filters, or percolates through ground under the surface of the land. Grantor and its assigns also reserve a perpetual right of access to any and all portions of the above described real property for the purposes of monitoring compliance with and enforcing said easement, including the right, at Grantee, its successors, and assigns sole expense, to close and decommission any water wells being constructed, maintained, or utilized on the land for domestic purposes and to disconnect and remove any related pumping equipment, piping and utilities. Grantor and its assigns shall have the right to enforce said easement in any court of competent jurisdiction. In the event that volatile organic compounds (VOCs) in the groundwater, as identified in the Record of Decision, are attenuated to less than the cleanup levels established in Table 5-5 of the final Operable Unit 3 Record of Decision dated October 1999, or any later amendments to this Record of Decision, the underlying fee owner(s) may file a written application with the U.S. Army Corps of Engineers, Omaha District, Real Estate Division, Omaha, Nebraska, for a written release of said easement. A copy of this application shall be furnished to the U.S. Environmental Protection Agency and the Nebraska Department of Environmental Quality. Said release will be issued to the underlying fee owner(s) only in the event that the Army Corps of Engineers, in its sole discretion, gives its approval. In the event such a release is issued, the underlying fee owner(s) will bear all costs of recording the release in the local county records.

II. CERCLA Covenant and Reserved Access Easement

a. Pursuant to Section 120(h)(3) of the Comprehensive Environmental Response, Compensation and Liability Act, as amended (CERCLA) 42 U.S.C. 9620 (h)(3), the Grantor has made a complete search of its records concerning the property subject to this deed. Those records indicate that the hazardous substances, as defined by Section 101 (14) of CERCLA, shown on Exhibit "B" (Attachment 3 for Parcel 8B), attached hereto and made a part hereof, have been stored for one year or more (S), released (R), or disposed of (D) on the property during the time the property was owned by the Grantor. The Grantee should review the Final Environmental Baseline Survey No. 38-EH-8519-99 dated 9-20 November 1998, the Environmental Baseline Survey dated 3 May 1999, and the Finding of Suitability to Transfer (FOST) dated May 2005 for further details.

b. The Grantor covenants and warrants that all remedial action necessary to ensure protection of human health and the environment with respect to any such substance remaining on the property has been taken prior to the date hereof. Furthermore, excepting those situations where the Grantee, its successors or assigns, hereunder are potentially responsible parties, as defined by CERCLA, any additional remedial action found to be necessary with respect to any such substance remaining on the property after the date hereof shall be conducted by the United States.

c. The Grantor shall not incur liability for additional response action or corrective action found to be necessary after the date of transfer in any case in which the person or entity to whom the property is transferred, or other non-Grantor entities, is identified as the party responsible for contamination of the property.

d. Grantor reserves a right of access to all portions of the herein described parcels of land for purposes of environmental investigation, remediation, or other corrective action. This reservation includes the right of access to and use of, to the extent permitted by law, available utilities at reasonable cost to the Grantor. These rights shall be exercisable in any case in which a remedial action, response action, or corrective action is found to be necessary after the date of this conveyance of the herein described parcels of land, or in which access is necessary to carry out a remedial action, response action, or corrective action on adjoining property. Pursuant to this reservation, the United States, and its respective officers, agents, employees, contractors and subcontractors shall have the right (upon reasonable notice to the then owner and any authorized occupant of the Property) to enter upon the herein described parcels of land and conduct investigations and surveys, to include drilling, test-pitting, borings, data and records compilation and other activities related to environmental investigation, and to carry out remedial or removal actions as required or necessary, including but not limited to the installation, operation, and removal of monitoring wells, pumping wells, and treatment facilities, Any such entry, including such activities, responses or remedial actions, shall be coordinated with record title owner and shall be performed in a manner that minimizes interruption with activities of authorized occupants. Grantor will provide the record title owner reasonable advance notice of such activities, responses, or remedial actions. This subparagraph shall not affect the Grantor's future responsibilities, if any, to conduct response actions or corrective actions that are required by applicable laws, rules, and regulations.

III. Monitoring Wells Reservation

RESERVING, however, to the Grantor, ownership and exclusive use of the five existing monitoring wells located on Parcel 8B (designated as G0053, G0069, SHGW02, SHGW03, and SHGW04) together with access across the property for the purpose of monitoring and/or removing the wells. The Grantee, its successors and assigns shall allow ingress and egress of all equipment necessary to accomplish the same.

IV. Specific Environmental Notices, Exclusions, Reservations, Covenants and Restrictions Affecting the Property

This conveyance is expressly made subject to the following environmental notices, exclusions, reservations, covenants and restrictions affecting the property hereby conveyed to the extent and only to the extent the same are valid and affect the property, and shall be considered as covenants running with the land and binding on all parties having any right, title or interest in the property, or any part thereof, their heirs, successors and assigns.

a. Federal Facility Agreement

The Grantee acknowledges that Cornhusker Army Ammunition Plant has been identified as a National Priority List (NPL) site under the Comprehensive, Environmental, Response, Compensation and Liability Act (CERCLA) of 1980, as amended. A copy of the Cornhusker Army Ammunition Plant Federal Facility Agreement (FFA), entered into by the United States Environmental Protection Agency (EPA) Region VII, the State of Nebraska, and the Department of the Army, effective September 1990, and a copy of any amendments thereto, have been provided the Grantee. The Grantee, its successors and assigns, agree that should any conflict arise between the terms of the FFA as they presently exist or may be amended, and the provisions of this property transfer, the terms of the FFA will take precedence. The Grantee, its successors and assigns, further agree that notwithstanding any other provisions of this deed, the Grantor assumes no liability to the Grantee, its successors and assigns, should implementation of the FFA interfere with their use of the property. The Grantee, its successors and assigns, shall have no claim on account of any such interference against the Grantor or any officer, agent, employee or contractor thereof.

b. Environmental Baseline Survey (EBS) and Finding of Suitability to Transfer (FOST)

1. The Grantee has received the technical environmental reports, including the Environmental Baseline Survey for the Property dated 9-20 November 1998, Environmental Baseline Survey dated 3 May 1999, and the FOST for the property dated May 2005 prepared by the Grantor, and agrees, to the best of the Grantee's knowledge, that they accurately describe the environmental condition of the Property. The Grantee has inspected the Property and accepts the physical condition and current level of environmental hazards on the Property and deems the Property to be safe for the Grantee's intended use.

2. If an actual or threatened release of a hazardous substance or petroleum product is discovered on the Property after the date of the conveyance, whether or not such substance was set forth in the technical environmental reports, including the EBS, Grantee or its successors or assigns shall be responsible for such release or newly discovered substance unless Grantee is able to demonstrate that such release or such

newly discovered substance was due to Grantor's activities, ownership, use, or occupation of the Property. Grantee, its successors and assigns, as consideration for the conveyance, agree to release Grantor from any liability or responsibility for any claims arising solely out of the release of any hazardous substance or petroleum product on the Property occurring after the date of this Deed, where such substance or product was placed on the Property by the Grantee, or its successors, assigns, employees, invitees, agents or contractors, after the conveyance. This Subsection IV.b. shall not affect the Grantor's responsibilities to conduct response actions or corrective actions that are required by applicable laws, rules and regulations.

c. Land Use Restrictions

The Grantor has undertaken careful environmental study of the Property and concluded, to which the Grantee agrees, that the highest and best use of the Property is limited by its environmental condition to commercial/industrial/agricultural uses. In order to protect human health and the environment, promote community objectives, and further the common environmental objectives and land use plans of the Grantor, State of Nebraska, and Grantee, the following covenant/restrictions/ reservations are included in this deed to assure the use of the Property is consistent with environmental conditions of the Property. The following covenant/restrictions/ reservations benefit both the lands retained by the Grantor and the general public welfare and are consistent with the State of Nebraska and Federal environmental statutes.

1. Commercial/Industrial/Agricultural Use Restrictions

(a) The Grantee covenants for itself, its successors and assigns, that the Property shall be used solely for commercial/industrial/agricultural purposes and not for residential purposes, the Property having been remediated only for commercial/industrial/agricultural uses. Commercial, industrial, and agricultural uses include, but are not limited to, administrative/office space, manufacturing, warehousing, restaurants, hotels/motels, and retail activities. Residential use includes, but is not limited to, housing, day care facilities, and schools (excluding education and training programs for persons over 18 years of age), and assisted living facilities.

(b) Nothing contained herein shall preclude the Grantee from undertaking, in accordance with applicable laws and regulations, such additional remediation necessary to allow for residential use of the Property. Any additional remediation will be at no additional cost to the Grantor and with the Grantor's prior written consent. Consent may be conditioned upon such terms and conditions, as the Grantor deems reasonable and appropriate, including performance and payment bonds and insurance. Upon completion of such remediation required to allow residential use of the Property and upon the Grantee's obtaining the approval of the U.S. Army Corps of Engineers, the U.S. Environmental Protection Agency (EPA) and the Nebraska Department of Environmental Quality (DEQ) and, if required, any other regulatory agency, the Grantor agrees to release or, if appropriate, modify this restriction by executing and recording, in the same land records of Nebraska, Hall County, as this

deed, a Partial Release of Covenant. Grantee shall bear the cost of recording and reasonable administrative fees.

2. Enforcement

(a) The above covenant/restrictions/reservations shall inure to the benefit of the public in general and adjacent lands, including lands retained by the United States, and, therefore, are enforceable by the United States Government and State of Nebraska. These covenant/restrictions/reservations are binding on the Grantee, its successors and assigns; shall run with the land; and are forever enforceable.

(b) The Grantee covenants for itself, its successors and assigns that it shall include and otherwise make legally binding the above land use covenant/restrictions/ reservations in all subsequent leases and transfer or conveyance documents relating to the Property subject hereto. Notwithstanding this provision, failure to include these land use restrictions in subsequent conveyances does not abrogate the status of these covenant/restrictions/reservations as binding upon the parties, their successors and assigns.

(c) The Grantee, for itself, its successors and assigns, covenants that it will not undertake or allow any activity on or use of the Property that would violate the land use restrictions contained herein.

(d) Notwithstanding any other provision of this Deed; any agreement between the Grantee and the Grantor; the provisions of CERCLA, including CERCLA Section 120(h)(3), the Grantee on behalf of itself, its successors and assigns, covenants and agrees that the Grantee or the then record owner of the Property will be fully responsible for any investigation and/or remediation of hazardous substances, pollutants or contaminants, or petroleum or petroleum derivatives, to the extent that such investigation and/or remediation becomes necessary in response to a violation of the land use restrictions in Section IV.c., or of the negative easement in Section I.

3. Submissions

Modification of Restrictions. The Grantee shall submit any requests to use the Property for residential purposes, install monitoring wells, to construct subsurface structures for human occupation, or for other modification to the above restrictions to Grantor, with a copy to EPA and Nebraska DEQ, by first class mail, postage prepaid, addressed as follows:

(a) to Grantor: Corps of Engineers, Omaha District
ATTN: CENWO-RE
106 South 15th Street
Omaha, NE 68102-1618

(b) to EPA: U.S. Environmental Protection Agency
Region VII
901 North 5th Street
Kansas City, KS 66101

(c) to State: Nebraska Department of Environmental Quality
P.O. Box 98922
Lincoln, NE 68509-8922

d. Lead-Based Paint

Notice of the Presence of Lead-Based Paint and Covenant Against the Use of the Property for Residential Purposes

1. The Grantee is hereby informed and does acknowledge that all buildings on the Property, which were constructed or rehabilitated prior to 1978, are presumed to contain lead-based paint. Lead from paint, paint chips, and dust can pose health hazards if not managed properly. Every purchaser of any interest in Residential Real Property on which a residential dwelling was built prior to 1978 is notified that such property may present exposure to lead from lead-based paint that may place young children at risk of developing lead poisoning. Lead poisoning in young children may produce permanent neurological damage, including learning disabilities, reduced intelligence quotient, behavioral problems, and impaired memory. Lead poisoning also poses a particular risk to pregnant women. The seller of any interest in Residential Real Property is required to provide the buyer with any information on lead-based paint hazards from risk assessments or inspections in the seller's possession and notify the buyer of any known lead-based paint hazards. “Residential Real Property” means any housing constructed prior to 1978, except housing for the elderly (households reserved for and composed of one or more persons 62 years of age or more at the time of initial occupancy) or persons with disabilities (unless any child who is less than 6 years of age resides or is expected to reside in such housing) or any 0-bedroom dwelling.

2. Available information concerning known lead-based paint and/or lead-based paint hazards, the location of lead-based paint and/or lead-based paint hazards, and the condition of painted surfaces is contained in the Environmental Baseline Survey and (for residential properties) the lead-based paint assessment, which have been provided to the Grantee. All purchasers must receive the federally-approved pamphlet on lead poisoning prevention. The Grantee hereby acknowledges receipt of all of the information described in this subparagraph.

3. The Grantee acknowledges that it has received the opportunity to conduct its own risk assessment or inspection for the presence of lead-based paint and/or lead-based paint hazards prior to execution of this document.

4. The Grantee covenants and agrees that it shall not permit the occupancy or use of the buildings or structures on the Property as Residential Real Property without complying with this section and all applicable Federal, state, and local laws and regulations pertaining to lead-based paint and/or lead-based paint hazards. Prior to permitting the occupancy of the Property where its use subsequent to sale is intended for residential habitation, the Grantee specifically agrees to perform, at its sole expense, the Army's abatement requirements under Title X of the Housing and Community Development Act of 1992 (Residential Lead-Based Paint Hazard Reduction Act of 1992) (hereinafter Title X).

5. The Grantee shall, after consideration of the guidelines and regulations established pursuant to Title X: (1) Comply with the joint HUD and EPA Disclosure Rule (24 CFR 35, Subpart H, 40 CFR 745, Subpart F), when applicable, by disclosing to prospective purchasers the known presence of lead-based paint and/or lead-based paint hazards as determined by previous risk assessments; (2) Abate lead-based paint hazards in pre-1978 buildings and structures in paint, dust and bare soil in accordance with the HUD Guidelines, and (3) Comply with the EPA lead-based paint work standards when conducting lead-based paint activities (40 CFR 745, Subpart L).

6. In complying with these requirements, the Grantee covenants and agrees to be responsible for any abatement or remediation of lead-based paint or lead-based paint hazards on the Property found to be necessary as a result of the subsequent use of the Property for residential purposes. The Grantee covenants and agrees to comply with solid or hazardous waste laws that may apply to any waste that may be generated during the course of lead-based paint abatement activities.

7. The Grantee further agrees to indemnify and hold harmless the Army, its officers, agents and employees, from and against all suits, claims, demands, or actions, liabilities, judgments, costs and attorney's fees arising out of, or in a manner predicated upon personal injury, death or property damage resulting from, related to, caused by or arising out of lead-based paint hazards on the Property if used for residential purposes.

8. The covenants, restrictions, requirements and obligations of this Subsection IV.d. shall be binding upon the Grantee, its successors and assigns and all future owners and shall be deemed to run with the land. The Grantee on behalf of itself, its successors and assigns covenants that it will include and make legally binding, this Subsection IV.d. in all subsequent transfers, leases, or conveyance documents.

e. Notice of the Presence of Asbestos and Covenant

1. The Grantee is hereby informed and does acknowledge that friable and non-friable asbestos or asbestos-containing materials (“ACM”) has been found on the Property, as described in the EBS/FOST. The ACM on the Property does not currently pose a threat to human health or the environment. All friable asbestos that posed a risk to human health has been removed.

2. The Grantee covenants and agrees that its use and occupancy of the Property will be in compliance with all applicable laws relating to asbestos; and that the Grantor assumes no liability for future remediation of asbestos or damages for personal injury, illness, disability, or death, to the Grantee, its successors or assigns, or to any other person, including members of the general public, arising from or incident to the purchase, transportation, removal, handling, use, disposition, or other activity causing or leading to contact of any kind whatsoever with asbestos on the Property, whether the Grantee, its successors or assigns have properly warned or failed to properly warn the individual(s) injured. The Grantee agrees to be responsible for any future remediation of asbestos found to be necessary on the Property.

3. Unprotected or unregulated exposures to asbestos in product manufacturing, shipyard, and building construction workplaces have been associated with asbestos-related diseases. Both the Occupational Safety and Health Administration (OSHA) and the EPA regulate asbestos because of the potential hazards associated with exposure to airborne asbestos fibers. Both OSHA and EPA have determined that such exposure increases the risk of asbestos-related diseases, which include certain cancers and which can result in disability or death.

4. The Grantee acknowledges that it has inspected the Property as to its asbestos content and condition and any hazardous or environmental conditions relating thereto. The Grantee shall be deemed to have relied solely on its own judgment in assessing the overall condition of all or any portion of the Property, including, without limitation, any asbestos hazards or concerns.

5. The Grantor assumes no liability for any damages to person or property, and gives no warranties, either express or implied, with regard to the presence or absence of asbestos or ACM in buildings and structures, or whether the Property is or is not suitable for a particular purpose. The Grantee further agrees to indemnify and hold harmless the Grantor, its officers, agents and employees from and against all suits, claims, demands or actions, liabilities, judgments, penalties, costs and attorneys' fees arising out of or in any manner predicated upon, future asbestos abatement or remediation from within buildings and structures on the Property; disposal of ACM or asbestos after conveyance to the Grantee; personal injury, death or property damages resulting from, related to, caused by or arising out of exposure to asbestos within buildings and structures on the Property on or after conveyance of such portion of the Property to the Grantee. The Grantee's obligation hereunder shall apply whenever the United States incurs costs or liabilities for actions giving rise to liability under this Subsection. The Grantee shall not be responsible for indemnifying or holding the Grantor harmless from any loss, claims, liabilities, judgments, penalties, costs, or damages arising out of exposure to asbestos that occurred prior to the date of this Deed.

e. Polychlorinated Biphenyls (PCBs) Containing Equipment Notification

The Grantee is hereby informed and does acknowledge that equipment containing polychlorinated biphenyls (PCBs) exist on the Property to be conveyed and that said equipment is owned by Southern Public Power District.

f. Notice of Underground Storage Tanks/Aboveground Storage Tanks (UST/AST)

The Grantee is hereby informed and does acknowledge that there were several Aboveground Storage Tanks (ASTs) that contained diesel fuel which were formerly located on the premises from 1942 to 1998 (S-3, S-7, S-8, S-9, S-12, S-32, S-34, and S-35); the tanks and surrounding soil were removed in 1989 (S-7, S-8, S-9) and 1998 (S-3, S-12, S-32, S-34, and S-35) and subsequent investigation indicated that no additional cleanup was necessary.

V. Miscellaneous Grantee Covenants

Grantee covenants for itself, and its successors or assigns, and every successor in interest in the Property, to abide with each of the agreements and covenants running with the land described in Section IV of this Quitclaim Deed. In addition, Grantor and its successors and assigns, shall be deemed a beneficiary of each of the following agreements and covenants without regard to whether it remains the owner of any land or interest therein in the locality of the Property hereby conveyed and shall have a right to enforce each of the following agreements and covenants in any court of competent jurisdiction. Notwithstanding the foregoing, Grantor, and its successors and assigns shall have no affirmative duty to any successor in title to this conveyance to enforce any of the following agreements and covenants.

a. It is understood and agreed by Grantee, for itself and its successors and assigns, that except for warranties, responsibilities and agreements of Grantor specifically set forth herein the Property is conveyed *"as is"* and *"where is"* without any representation or warranty on the part of Grantor to make any alterations, repairs, or additions. Grantor shall not be liable for any latent or patent defects in the Property. Grantee, for itself and its successors and assigns, acknowledges that Grantor has made no presentations or warranty concerning the condition and state of repair of the Property nor any agreement or promise to alter, improve, adapt, or repair the Property.

b. The Grantee, its successors and assigns, shall neither transfer the Property, lease the Property, nor grant any interest, privilege, or license whatsoever in connection with the Property without the inclusion of the environmental protection provisions contained herein, and shall require the inclusion of such environmental protection provisions in all future deeds, transfers, leases, or grants of any interest, privilege, or license.

VI. Agreements, Notices, and Conditions

a. Anti-Deficiency Act Clause

The Grantor's obligation to pay or reimburse any money under this Deed is subject to the availability of funds appropriated for this purpose to the Department of the Army, and nothing in this Deed shall be interpreted to require obligations or payments by the Grantor in violation of the Anti-Deficiency Act, 31 U.S.C. Section 1341.

b. Wetlands Notice

A portion of the Property contains wetlands.

Attachment 6

Regulator and Public Comments

U.S. Environmental Protection Agency Comments

The U.S. Environmental Protection Agency (EPA) (Bryant Burnett) provided comments dated May 10, 2005 on the Draft Finding of Suitability to Transfer (FOST), Cornhusker Army Ammunition Plant, Parcels 3, 8A and 8B, (March 2005). U.S. EPA comments and U.S. Army Corps of Engineers (USACE) responses to these comments are provided below. The USACE responses have been incorporated into the final FOST.

U.S. EPA comment

1. Page 3 of 52, Paragraph 2, Property Description: The number of acres for each Parcel should be included for consistency. No acres are given for Parcel 8A or 8B. This is also the case on pages 4 and 5.

USACE response

Surveys for each parcel are now available and acreages have been added to the Property Description, the Environmental Condition of Property Categories sections and attached Tables 2 and 3.

U.S. EPA comment

2. Page 7 of 52, Section 3.2.2.1, Last Paragraph: This paragraph discusses a ROD and identified remedies. A discussion of these remedies, their implementation and current situation should be discussed here.

USACE response

The following has been added to paragraph 3.2.2.1: "A more detailed discussion of the selected remedy and cleanup efforts on Parcel 8A is contained in paragraph 4.2.1 Remediation of Soil Contamination at Parcel 8A."

U.S. EPA comment

3. Page 8 of 52, Section 3.2.3 Parcel 8B, third paragraph: This statement indicates that 1,1,2-trichloroethane and its breakdown products were released. Where did the breakdown of the product occur before, or after, it was released? This is unclear.

USACE response

Paragraph 3.2.3 has been revised as follows: "Hazardous substances consisting of the VOCs 1,1,2-trichloroethane (1,1,2-TCA) and 1,2-dichloroethane (1,2-DCA) have been

detected in the groundwater on Parcel 8B. There is insufficient information to determine the original source of these groundwater VOCs or the means by which these chemicals were released to the groundwater. Investigations have found no continuing source area for these chemicals. Monitoring for VOCs in the Shop Area groundwater is required by the 1999 OU3 ROD. Based on consultation with the U.S. EPA, this annual sampling effort includes monitoring of VOCs and any VOC plume migration, as well as identification of natural attenuation trends for VOCs."

U.S. EPA comment

4. Page 8 of 52, paragraph 3.2.3.1, last paragraph: This paragraph discusses lead found at Parcel 8A, this is the discussion of Parcel 8B, this, and the next paragraph, are very confusing.

USACE response

Portions of the text discussing Parcel 8A will be moved to paragraph 3.2.2.1. All text discussing Parcel 8A will be removed from paragraph 3.2.3.1 and replaced with: "These investigations determined that there was no soil contamination requiring remediation on Parcel 8B."

U.S. EPA comment

5. Page 10 of 52, Second paragraph: Please discuss the remedial alternative analysis findings, since it is mentioned.

USACE response

The following text will be added to paragraph 3.2.3.2: "In the January 1998 Final Feasibility Study for Operable Unit Three and Operable Unit Four, the remedial alternatives evaluated for contaminated groundwater in the Shop Area were: no action, long-term monitoring for natural attenuation of chlorinated organic compounds, liquid-phase carbon adsorption, and air stripping. The 1999 ROD identified the selected remedy for VOCs in groundwater as monitored natural attenuation."

U.S. EPA comment

6. Page 10 of 52, Third paragraph, last sentence: The data may indicate that natural attenuation is occurring, but cannot so state. If so, please discuss briefly why.

USACE response

The last sentence of section 3.2.3.2 will be replaced with the following: "The 2004 report for the Annual Sampling Event for the Long-Term Monitoring Program contains a natural attenuation evaluation section. This section indicates that it is likely that natural attenuation of VOC contamination in the Shop Area is occurring based on several lines of evidence, including the presence of conditions favorable for reductive dehalogenation of chlorinated solvents and the lack of 1,1,2-TCA detections in downgradient wells. Concentrations of 1,1,2-TCA have gone down significantly at well SHGW02, compared to the levels detected in 2001 and 2002. The VOC plume is not migrating off OU3."

U.S. EPA comment

7. Page 15. Section 4.2.2 At the end of the first sentence add "and deed restrictions to prevent residential use and domestic groundwater use."

USACE response

The suggested text will be added to Section 4.2.2.

U.S. EPA comment

8. It has been stated that the remaining soils are not explosive (<10% by weight). How does that explosive level compare to the remedial cleanup levels specified in the record of decisions, for the explosive components?

USACE response

In Section 4.1, the paragraph discussing demolition of buildings at the Nitrate Area will be titled, numbered, and revised as follows:

"4.1.2 Building Demolition on Parcel 3 (Nitrate Area)

Beginning in December 2003, decontamination by thermal decomposition and demolition of several buildings in the Nitrate Area was performed for residual explosive contaminants, including Buildings N-1, N-2, N-3, N-5, N-7, N-9, N-11, N-13, N-15, X-1, X-3, and X-4. (Note: The Thermal Decomposition, Demolition and 5X Certification of Nitrate Area and Select Buildings in Shop Area report incorrectly designates Buildings X-1, X-3 and X-4 as X-1, X-2 and X-3. Building X-2 was destroyed during a severe thunderstorm on July 14, 1989.) The goal of these actions is to obtain 5X certification for building areas in accordance with Industrial Operations Command Pamphlet 385-1 (IOCP 385-1) Classification and Remediation of Explosive Contamination. On October 20, 2004, the contractor performing this work certified that the identified buildings had been decontaminated to a 5X level and therefore the affected parcels of land could be transferred for sale.

For the work that is performed in accordance with IOCP 385-1, the 5X designation indicates that no significant amounts (not enough to present an explosive safety hazard) of contamination remain. At the 5X level, the property does not pose an explosive safety hazard and is safe for sale to the general public with regard to potential explosion hazards. Several criteria must be met to achieve the 5X certification. Among these criteria are thermal decomposition of buildings at a sufficiently high temperature and a determination that explosive soil is not present. For the Nitrate Area sites, the criteria used to determine whether soil was considered explosive was a determination that the soil did not contain greater than 10% by weight of any secondary explosive or mixture of secondary explosives in soil samples.

The >10% by weight explosives level is not a measure of toxicity hazard. Toxicity hazards due to explosive chemicals were evaluated in the 1996 RI, 1998 FS for OU3, and 1999 ROD for OU3. In the OU3 ROD, explosives were not determined to be contaminants of potential concern (COPCs) for the Nitrate Area; therefore no cleanup levels were established for explosives at this Area of Concern (AOC). Soil cleanup levels for explosives that were established for other OU3 AOCs include:

Shop Area
102 micrograms per gram (µg/g) of 1,3,5-trinitrobenzene
191 µg/g of 2,4,6- trinitrotoluene

Pistol Range
52 µg/g of RDX

Sanitary Landfill
1,022 µg/g of nitrobenzene
52 µg/g of RDX
191 µg/g of 2,4,6- trinitrotoluene

The chemical analyses of soil performed to determine whether explosive soil was present as part of the 5X certification effort can be compared to soil cleanup levels for explosive chemicals that have been established for the various OU3 AOCs. This comparison shows that for soil analyses performed as part of the 5X certification effort for building sites in the Nitrate Area, all of the analytical results for chemicals that have an established cleanup level for an OU3 AOC were less than the respective cleanup level."

In Section 4.2, the paragraph discussing demolition of buildings at the Shop Area will be titled, numbered, and revised as follows:

"4.2.2 Building Demolition on Parcel 8A (Shop Area)

Beginning in December 2003, decontamination by thermal decomposition and demolition of Buildings S-4 and S-5 on Parcel 8A in the Shop Area was performed for

residual explosive contaminants. The goal of these actions is to obtain 5X certification for building areas in accordance with Industrial Operations Command Pamphlet 385-1 (IOCP 385-1) Classification and Remediation of Explosive Contamination. On October 20, 2004, the contractor performing this work certified that the identified buildings had been decontaminated to a 5X level and therefore the affected parcels of land could be transferred for sale.

For the work that is performed in accordance with IOCP 385-1, the 5X designation indicates that no significant amounts (not enough to present an explosive safety hazard) of contamination remain. At the 5X level, the property does not pose an explosive safety hazard and is safe for sale to the general public with regard to potential explosion hazards. Several criteria must be met to achieve the 5X certification. Among these criteria are thermal decomposition of buildings at a sufficiently high temperature and a determination that explosive soil is not present. For the Shop Area sites, the criteria used to determine whether soil was considered explosive was a determination that the soil did not contain greater than 10% by weight of any secondary explosive or mixture of secondary explosives in soil samples.

The >10% by weight explosives level is not a measure of toxicity hazard. Toxicity hazards due to explosive chemicals were evaluated in the 1996 RI, 1998 FS for OU3, and 1999 ROD for OU3. In the OU3 ROD, explosive contaminant soil cleanup levels established for the Shop Area include the following:

102 µg/g of 1,3,5-trinitrobenzene
191 µg/g of 2,4,6- trinitrotoluene

The OU3 ROD determined that no explosive contaminants exceeded the cleanup levels established for the Shop Area.

A review of soil analyses performed as part of the 5X certification effort in the Shop Area building sites (Buildings S-4 and S-5) indicates that all of the analyses for explosive chemicals were below quantitation limits (non-detect)."

U.S. EPA comment

9. The document references back and forth between parcels and media and is difficult to read and follow. Please distinguish between either the media, the soil or the groundwater, or the parcel, and complete that discussion before continuing.

USACE response

Additional paragraph headings have been placed in the document and some existing paragraph headings have been revised to separate and identify specific discussions.

Additional comments were received by telephone from Gerhardt Braeckel, U.S. EPA on May 20, 2005. These comments and U.S. Army Corps of Engineers (USACE) responses to these comments are provided below. The USACE responses have been incorporated into the final FOST.
EPA comment

The first comment concerned section 4.2.2 Building Demolition on Parcel 8A (Shop Area). This section states that soil analyses performed as part of the 5X certification effort in the Shop Area building sites (Buildings S-4 and S-5) indicate that all of the analytical results for explosive chemicals were below quantitation limits (non-detect). EPA's concern was that the quantitation limits were not defined and therefore the relationship between the quantitation limits and established cleanup levels was not known.

USACE response

In section 4.2.2, after the sentence:

"A review of soil analyses performed as part of the 5X certification effort in the Shop Area building sites (Buildings S-4 and S-5) indicates that all of the analyses for explosive chemicals were below quantitation limits (non-detect)."

the following sentence will be added:

"The quantitation limits for these analyses were far below the cleanup levels/Remedial Action Objectives (RAOs) established in the ROD for OU3, therefore these analytical results are also below established RAOs."

EPA comment

The second comment concerned section 4.1.2 Building Demolition on Parcel 3 (Nitrate Area) and analytical results from the 5X certification effort (Building N-2, sample 30, and Building N-15, sample 33) that apparently exceeded OU3 established RAOs for the chemicals 2,4-dinitrotoluene and 2,6-dinitrotoluene.

USACE response

The Sanitary Landfill AOC RAOs for 2,4-dinitrotoluene and for 2,6-dinitrotoluene, as detailed in the Final OU3 ROD, are identical values of 8.42 micrograms per gram (parts per million) for each chemical.

The summary table for the Nitrate Area results provided in the 5X certification report lists the following concentrations:

Building N-2, Sample 30	*340 milligrams per kilogram (mg/kg or parts per million) of 2,4-dinitrotoluene*
	480 mg/kg of 2,6-dinitrotoluene
Building N-15, Sample 33	*53 mg/kg of 2,4-dinitrotoluene*
	130 mg/kg of 2,6-dinitrotoluene

However, a review of analytical laboratory reports which are the original source documents for the summary table and which are included in the 5X certification report, indicates that the correct units for these reported values are micrograms per kilogram (µg/kg or parts per billion). Comparison of the correct values with the RAOs for 2,4-dinitrotoluene and 2,6-dinitrotoluene demonstrates that the RAOs were not exceeded.

The section 4.1.2 text

"This comparison shows that for soil analyses performed as part of the 5X certification effort for building sites in the Nitrate Area, all of the analytical results for chemicals that have an established cleanup level for an OU3 AOC were less than the respective cleanup level."

is still correct and will remain unchanged.

The following cleanup levels/RAOs for the Sanitary Landfill AOC were inadvertently omitted and will be added to the discussion of established cleanup values for AOCs other than the Nitrate Area in section 4.1.2:

"123 µg/g of 2-amino-4,6-dinitrotoluene
123 µg/g of 4-amino-2,6-dinitrotoluene
8.42 µg/g of 2,4-dinitrotoluene
8.42 µg/g of 2,6-dinitrotoluene"

Nebraska Department of Environmental Quality Comments

On April 19, 2005, the Nebraska Department of Environmental Quality (NDEQ) (Ed Southwick) responded to the request for comments on the Draft Finding of Suitability to Transfer (FOST), Cornhusker Army Ammunition Plant, Parcels 3, 8A and 8B, (March 2005). The NDEQ comment and U.S. Army Corps of Engineers (USACE) response to the comment are provided below. No changes to the FOST were requested by NDEQ.

<u>NDEQ comment on Draft Finding of Suitability to Transfer (FOST), Parcels 3, 8A, and 8B, March 2005 cover letter dated 2/11/05)</u>:

1. NDEQ concurs with this FOST.

USACE response

No response necessary.

Hall County Comments

On March 28, 2005, Hall County (Stacey Ruzicka on behalf of Jim Eriksen) responded to the request for comments on the Draft Finding of Suitability to Transfer (FOST), Cornhusker Army Ammunition Plant, Parcels 3, 8A and 8B, (March 2005). No changes to the FOST were requested by Hall County.

DTE Rail Services

On April 12, 2005, DTE Rail Services (Richard P. Manczak of Butzel Long, on behalf of DTE Rail Services, Inc.) responded to the request for comments on the Draft Finding of Suitability to Transfer (FOST), Cornhusker Army Ammunition Plant, Parcels 3, 8A and 8B, (March 2005). The DTE Rail Services comment and U.S. Army Corps of Engineers (USACE) response to the comment are provided below. The USACE response has been incorporated into the final FOST.

DTE Rail Services Inc. comment

On Attachment 5, Section III.b.2.(a), the words "formerly leased" should be inserted before the word "Property" in the twelfth line thereof.

USACE response

Agreed. The requested change has been made.

ENTERED AS INSTRUMENT NO 0201008263

STATE OF NEBRASKA) SS
COUNTY OF HALL)

2010 NOV 5 PM 3 15

Kathy Hansen
REG OF DEEDS

CASH 1728.50
CHECK
REFUNDS:
CASH
CHECK

NEBRASKA DOCUMENTARY STAMP TAX
Date 11-5-2010
$ 7687.50 By MM

G.I. ABSTRACT

2010008263

SPECIAL WARRANTY DEED

DTE Rail Services, Inc., a Michigan corporation ("***GRANTOR***"), in consideration of TEN DOLLARS ($10.00) and other good and valuable consideration, received from or on behalf of FreightCar Rail Services, LLC, a Delaware limited liability company ("***GRANTEE***"), conveys to GRANTEE the real estate (as defined in Neb. Rev. Stat. 76.201) described in Exhibit A attached hereto, subject to the matters set forth on Exhibit B attached hereto.

GRANTOR covenants with GRANTEE that GRANTOR:

(1) is lawfully seised of such real estate and that it is free from encumbrances created by Grantor, except for easements, restrictions and covenants of record and the matters set forth on Exhibit B attached hereto;

(2) has legal power and lawful authority to convey the same; and

(3) warrants and will defend title to the real estate against the lawful claims of all persons claiming the same or any part thereof through, by or under Grantor.

Special Provisions

This Special Warranty Deed incorporates by reference, and the conveyance of the real estate is subject to, the following provisions, which shall be binding on GRANTEE, its successors and assigns and all future owners and shall be deemed to run with the land, and GRANTEE on behalf of itself, its successors and assigns covenants that it will include and make legally binding the following provisions in all subsequent transfers, leases, or conveyance documents:

(A) The provisions set forth in Section IV of Instrument No. 200212070 recorded on November 4, 2002, with the Hall County Register of Deeds (with respect to Parcel 1 described in Exhibit A attached hereto).

(B) The provisions set forth in Section IV of Instrument No. 200600526 recorded on January 19, 2006, with the Hall County Register of Deeds (with respect to Parcels 2 and 4 described in Exhibit A attached hereto).

(C) The provisions set forth in Section IV of Instrument No. 200600527 recorded on January 19, 2006, with the Hall County Register of Deeds (with respect to Parcel 3 described in Exhibit A attached hereto).

(D) The provisions set forth in Section IV of Instrument No. 200407897 recorded on August 10, 2004, with the Hall County Register of Deeds (with respect to Parcel 5 described in Exhibit A attached hereto).

(E) The provisions set forth in that certain Agreement and Declaration of Covenants, Restrictions and Conditions dated December 17, 2002 between DTE Rail Services, Inc. and the County of Hall and filed with the Hall County Register of Deeds Office on December 4, 2009, as Document No. 200909550 (with respect to Parcel 5 described in Exhibit A attached hereto).

Executed effective as of November 1, 2010.

DTE RAIL SERVICES, INC.
a Michigan corporation

By: _____
Name: Matthew Paul
Its: President

STATE OF MICHIGAN)
) ss.
COUNTY OF Washtenaw)

The foregoing instrument was acknowledged before me on 28th Oct, 2010 by Matthew Paul, the President of DTE Rail Services, Inc, a Michigan corporation, on behalf of the corporation.

Tracey A. Smart
Notary Public

TRACEY A. SMART
NOTARY PUBLIC, STATE OF MI
COUNTY OF LIVINGSTON
MY COMMISSION EXPIRES Dec 19, 2019
ACTING IN COUNTY OF Washtenaw

201008263 Hall Co NE -Rail yard

GRANTEE ACCEPTANCE:

The undersigned GRANTEE does hereby accept the herein-described property, subject to the notices, agreements, restrictions, conditions, covenants and exceptions set forth in the Special Provisions herein.

FREIGHTCAR RAIL SERVICES, LLC
a Delaware limited liability company

By: [signature]
Name: Laurence M. Trusdell
Its: Vice President

STATE OF ILLINOIS)
) ss.
COUNTY OF COOK)

The foregoing instrument was acknowledged before me on October 29, 2010 by Laurence M. Trusdell, the Vice President of FreightCar Rail Services, LLC, a Delaware limited liability company, on behalf of the limited liability company.

[signature]
Notary Public

After recording return to:

Thomas L. Hefty
McDermott Will & Emery LLP
227 West Monroe Street
Chicago, IL 60606

"OFFICIAL SEAL"
MICHELLE LEE KROFEL
Notary Public, State of Illinois
My Commission Expires Nov. 06, 2011

WHEN RECORDED RETURN TO:
LAWYERS TITLE/COMMONWEALTH NCS
1050 Wilshire Dr., Ste. 310
Troy, MI 48084
105418

#13359949 v1 (135642.2)

EXHIBIT A
LEGAL DESCRIPTION OF REAL ESTATE

PARCEL 1: A. tract of land comprising a part of the Northwest Quarter (NW1/4) and a part of the Northeast Quarter (NE1/4), all. being in Section Twenty (20), Township Eleven (11) North, Range Ten (10) West of the 6th P.M., Hall County, Nebraska, and more particularly described as follows:

Beginning at the northwest corner of said Northwest Quarter (NW1/4); thence running easterly, along and upon the north line of said Northwest Quarter (NW1/4), a distance of One Thousand Three Hundred Sixty Four and Sixty Two Hundredths (1,364.62) feet; thence deflecting right 90° 39' 30" and running southerly, a distance of Two Hundred Sixteen and Three Hundredths (216.03) feet; thence deflecting right 38° 33' 45" and running southwesterly, a distance of Four Hundred Thirty One and Fifty Five Hundredths (431.55) Feet; thence deflecting right 51° 15' 56" and running westerly, a distance of Three Hundred Seventy Five and Eighty Three Hundredths (375.83) feet; thence deflecting left 89° 19' 48" and running southerly, a distance of One Hundred Seventy Nine and Five Hundredths (179.05) feet; thence deflecting left 90° 46' 44" and running easterly, a distance of One Hundred Ninety Three and Seven Tenths (193.70) feet; thence deflecting right 89° 45' 02" and running southerly, a distance of Two Hundred Eighty Five and Four Tenths (285.40) feet; thence deflecting left 89° 45' 07" and running easterly, a distance of Four Hundred Fifty Seven and Eighty Seven Hundredths (457.87) feet; thence deflecting right 89° 59' 37" and running southerly, a distance of Three Hundred Thirty Four and Fifteen Hundredths (334.15) feet; thence deflecting left 88° 42' 57" and running easterly, a distance of Seven Hundred Seventy One and Fifty Nine Hundredths (771.59) feet; thence deflecting left 89° 42' 41" and running northerly, a distance of Three Hundred Seventy and Nineteen Hundredths (370.19) feet; thence deflecting right 48° 35' 09" and running northeasterly, a distance of Two Hundred Forty Three and Sixty Seven Hundredths (243.67) feet; thence deflecting right 40° 39' 09" and running easterly, a distance of Four Hundred Eighty and Forty Five Hundredths (480.45) feet; thence deflecting left 89° 33' 32" and running northerly, a distance of Four Hundred Twenty Three and Fourteen Hundredths (423.14) feet; thence deflecting left 91° 17' 27" and running westerly, a distance of Five Hundred Ninety Nine and Nine Hundredths (599.09) feet; thence deflecting right 64° 10' 26" and running northwesterly, a distance of Two Hundred Twenty Nine and Fifty Four Hundredths (229.54) feet; thence deflecting right 23° 03' 25" and running northerly, a distance of Two Hundred Twenty Three and Eighty Seven Hundredths (223.87) feet to a point on the north line of said Northwest Quarter (NW1/4); thence deflecting right 90° 26' 17" and running easterly, along and upon the north line of said Northwest Quarter (NW1/4), a distance of Five Hundred Twenty Nine and Forty Five Hundredths (529.45) feet to the northwest corner of said Northeast Quarter (NE1/4); thence deflecting right 00 0 03' 25" and running easterly, along and upon the north line of said Northeast Quarter (NE1/4) a distance of Seven Hundred Ninety Two and Fifteen Hundredths (792.15) feet; thence deflecting right 90° 11' 02" and running southerly, a distance of Two Thousand Five Hundred Eighty Seven and Five Tenths (2587.50) feet; thence deflecting right 90° 51' 26" and running westerly, a distance of Three Thousand Four Hundred Forty Five and Thirty Nine Hundredths (3,445.39) feet to a point on the west line of said Northwest Quarter (NW1/4); thence deflecting right 89° 19' 17" and running northerly along and upon the west line of said Northwest Quarter (NW1/4), a distance of Two

Thousand Five Hundred Twenty Two and Forty Nine Hundredths (2,522.49) feet to the point of Beginning

PARCEL 2: A tract of land comprising a part of the North Half (N1/2) of Section Twenty (20), Township Eleven (11) North, Range Ten (10) West of the 6th P.M., in Hall County, Nebraska more particularly described as follows:

Beginning at the northwest corner of said North Half (N1/2); thence running easterly along the north line of said North Half (N1/2), a distance of One Thousand Three Hundred Sixty Four and Sixty Two Hundredths (1364.62) feet, to the ACTUAL point of beginning; thence continuing easterly along the north line of said North Half (N1/2), a distance of Seven Hundred Fifty and Seventy Nine Hundredths (750.79) feet; thence deflecting right 87° 33' 43" and running southerly a distance of Two Hundred Twenty Three and Eighty Seven Hundredths (223.87) feet; thence deflecting left 23° 04' 13" and running southeasterly a distance of Two Hundred Twenty Nine and Fifty Four Hundredths (229.54) feet; thence deflecting left 64° 09' 24" and running easterly a distance of One Hundred Nine and Twenty One Hundredths (109.21) feet; thence deflecting right 90° 00' 00" and running southerly Four Hundred Fifteen and Eighty Eight Hundredths (415.88) feet; thence deflecting right 50° 12' 39" and running southwesterly a distance of Two Hundred Forty Three and Seventy Four Hundredths (243.74) feet; thence deflecting left 48° 35' 43" and running southerly a distance of Three Hundred Seventy and Nineteen Hundredths (370.19) feet; thence deflecting right 89° 42' 41" and running westerly a distance of Seven Hundred Seventy One and Fifty Nine Hundredths (771.59) feet; thence deflecting right 88° 42' 57" and running northerly a distance of Three Hundred Thirty Four and Fifteen Hundredths (334.15) feet; thence deflecting left 90° 00' 07" and running westerly a distance of Four Hundred Fifty Seven and Eighty Seven Hundredths (457.87) feet; thence deflecting right 89° 45' 07" and running northerly a distance of Two Hundred Eighty Five and Thirty Eight Hundredths (285.38) feet; thence deflecting left 89° 45' 30" and running westerly a distance of One Hundred Ninety Three and Seventy Hundredths (193.70) feet; thence deflecting right 90° 47' 40" and running northerly a distance of One Hundred Seventy Nine and Five Hundredths (179.05) feet; thence deflecting right 89° 19' 48" and running easterly a distance of Three Hundred Seventy Five and Seventy Eight Hundredths (375.78) Feet; thence deflecting left 51° 15' 32" and running northeasterly a distance of Four Hundred Thirty One and Fifty Five Hundredths (431.55) feet; thence deflecting left 38° 34' 36" and running northerly a distance of Two Hundred Sixteen and Three Hundredths (216.03) feet to the ACTUAL point of beginning

PARCEL 3: A tract of land comprising a part of the North Half (N1/2) of Section Twenty (20), Township Eleven (11) North, Range Ten (10) West of the 6th PM, in Hall County, Nebraska, more particularly described as follows:
Beginning at the northwest corner of said North Half (N1/2); thence running easterly along the north line of said North Half (N1/2), a distance of Two Thousand One Hundred Fifteen and Forty One Hundredths (2115.41) feet; thence deflecting right 87° 33' 43" and running southerly a distance of Two Hundred Twenty Three and Eighty Seven Hundredths (223.87) feet; thence deflecting left 23° 04' 13" and running southeasterly a distance of Two Hundred Twenty Nine and Fifty Four Hundredths (229.54) feet; thence deflecting left 64° 09' 24" and running easterly a

distance of One Hundred Nine and Twenty One Hundredths (109.21) feet; to the ACTUAL point of beginning; thence continuing easterly along the last described course, a distance of Four Hundred Eighty Nine and Eighty Eight Hundredths (489.88) feet; thence deflecting right 91° 16' 38" and running southerly a distance of Four Hundred Twenty Three and Fourteen Hundredths (423.14) feet; thence deflecting right 89° 34' 35" and running westerly a distance of Four Hundred Eighty and Fifty Hundredths (480.50) feet; thence deflecting right 89° 08' 47" and running northerly a distance of Four Hundred Fifteen and Eighty Eight Hundredths (415.88) feet, to the ACTUAL point of beginning

PARCEL 4: A tract of land comprising a part of Section Twenty (20), Township Eleven (11) North, Range Ten (10) West of the 6th P.M., in Hall County, Nebraska, more particularly described as follows:
Beginning at the Southwest corner of the Northwest Quarter of said Section Twenty (20); thence running northerly along the west line of said Section Twenty (20), a distance of One Hundred Eighteen and Ninety Four Hundredths (118.94) feet; thence deflecting right 90 0 40' 43" and running easterly a distance of Three Thousand Four Hundred Forty Five and Thirty Nine Hundredths (3445.39) feet, to a point Fifteen (15.0) feet west of the centerline of an existing railroad tract; thence deflecting right 89° 08' 34" and running southerly parallel with and Fifteen (15.0) feet west of the centerline of an existing railroad tract a distance of One Thousand Three Hundred Ninety Seven and Ninety One Hundredths (1397.91) feet; thence deflecting right 89° 50' 54" and running westerly a distance of Three Thousand Four Hundred Forty Nine and Fifty Four Hundredths (3449.54) feet, to a point on the west line of said Section Twenty (20); thence deflecting right 90° 20' 14" and running northerly along the west Line of said Section Twenty (20), a distance of One Thousand Three Hundred Thirty Nine and Sixty Five Hundredths (1339.65) feet to the point of beginning

PARCEL 5: A tract of land comprising a part of the West Half (W1/2) of Section Eight (8), Township Eleven (11) North, Range Ten (10) West of the 6th P.M., in Hall County, Nebraska, more particularly described as follows:
Beginning at the northwest corner of said West Half (W1/2); thence running easterly along the north line of said West Half (W1/2), a distance of Four Hundred Fifty Seven and Fifty Four Hundredths (457.54) feet; thence deflecting right 90° 28' 43" and running southerly a distance of Two Thousand Nine Hundred Fifty Seven and Thirty One Hundredths (2957.31) feet; thence deflecting right 89° 32' 03" and running westerly a distance of Four Hundred Thirty Three and Seventeen Hundredths (433.17) feet, to a point on the west line of said West Half (W1/2); thence deflecting right 90° 00' 03" and running northerly along the west line of said West Half (W1/2), a distance of Two Hundred Ninety Nine and Five Tenths (299.50) feet to the West Quarter corner of said Section Eight (8); thence deflecting left 00° 00' 32" and continuing northerly along the west line of said West Half (W1/2), a distance of Two Thousand Six Hundred Fifty Seven and Sixty Two Hundredths (2657.62) feet to the point of beginning

End of Exhibit A

EXHIBIT B
PERMITTED EXCEPTIONS

1. Taxes for 2010, not yet due and payable.

2. Subject to the rights of the public and others thereto in and to the use of that portion of the real estate within the bounds of any roads or highways. (As to Parcels 1, 2 and 5) (As shown on the survey identified in item #14 below)

3. Right of Way Easement executed by Anna Schoel Et Al to American Telephone and Telegraph Company of Nebraska, dated November 7, 1940, filed November 14, 1940 in Book T, Page 233. Assignment executed by Northwestern Bell Telephone Company to Northwestern Bell Telephone Company, dated April 12, 1977 in the Register of Deeds Office as Document No. 77-002052. (As to Parcels 1, 2, 3, 4 and 5)

4. Notice of Easement and Easement for Electric Distribution System executed by The Secretary of the Army under and by virtue of the authority vested in the Secretary by Title 10 United States Code, Section 2668 to Southern Nebraska Rural Public Power District. Easement dated January 27, 1997 and Notice of Easement dated February 12, 1997, all filed March 4, 1997 in the Register of Deeds Office as Document No. 97-101563. (As to Parcels 1, 2, 3, and 4)

5. Easement for Public Road or Street executed by the Secretary of the Army under and by Virtue of the authority vested in the Secretary by Title 10, United States Code, Section 2668 to Hall County. Easement dated September 14, 1999, filed September 14, 1999 in the Register of Deeds Office as Document No. 99-109121. (As to Parcels 1, 2, 3, 4 and 5)

6. Easement for Pipeline Right of Way located on Cornhusker Army Ammunitions, Hall County, Nebraska executed by The Secretary of the Army to Northwestern Public Services. Easement for Pipeline Right of Way filed August 10, 1999 in the Register of Deeds Office as Document No. 99-108017. (As to Parcels 1, 2, 3, and 4)

7. Department of the Army Easement for Public Road or Street Located on Cornhusker Army Ammunition Plant, Hall County, Nebraska filed May 15, 2000 in the Register of Deeds Office as Document No. 200003926. Department of the Army Amendment No. 1 to Easement No. DACA45-1-00-6023, Cornhusker Army Ammunition Plant, Hall County, Nebraska filed February 28, 2001 in the Register of Deeds Office as Document No. 200101488. (As to Parcels 1, 2, 3, 4 and 5)

8. Subject to Restrictions and Conditions & Perpetual and Assignable Easements and Right of Way Access as shown in the executed Quitclaim Deed for the insured premises filed August 10, 2004 in the Register of Deeds Office as Document No. 200407897. (As to Parcels 1, 2, 3, 4, and 5)

9. Subject to the reservations and restrictions set forth in Department of the Army Assignment of Easement Interests for Access Roads and Railroad Facilities and Bill of Sale for Rails, Ties, Beds and Ballast located on Cornhusker Army Ammunition Plant, Hall County, Nebraska filed January 19, 2006 in the Register of Deeds Office as Document No. 200600528. (As to Parcels 1, 2, 3, and 4)

10. Subject to Easements, Reservations and Restrictions as shown in Quitclaim Deed filed January 19, 2006 in the Register of deeds Office as Document No. 200600526 and Quitclaim Deed filed January 19, 2006 in the Register of Deeds Office as Document No. 200600527 and Quitclaim Deed filed November 4, 2002 in the Register of Deeds Office as Document No. 200212070. (As to Parcels 1, 2, 3, and 4)

11. Subject to the reservations and restrictions set forth in Department of the Army Assignment of Easement interests for Railroad Facilities located on Cornhusker Army Ammunition Plant, Hall County, Nebraska filed August 10, 2004 in the Register of Deeds Office as Document No. 200407898. (As to Parcel 5)

12. Agreement and Declaration of Covenants, Restrictions and Conditions between DTE Rail Services, Inc. and the County of Hall, dated December 17, 2002, filed December 4, 2009 in the Register of Deeds Office as Document No. 200909550. (As to Parcel 5)

13. Rights of parties under unrecorded leases as follows:
    (a) Lease dated May 1, 2006 between Property Owner and Railworks (as tenant) (As to Parcel 2);
    (b) Agricultural License dated March 1, 2010 between Property Owner (as licensor) and Jerry Woitaszewski (as licensee) (As to Parcel 4); and
    (c) Agricultural License dated April 1, 2010 between Property Owner (as licensor) and Michael and John Panowicz (as licensee) (As to Parcels 1 and 4).

14. Matters shown on ALTA/ACSM Land Title Survey, B&C Project No. 201001228,001, prepared by Todd L. Whitfield, and dated as of September 24, 2010, last revised October 19, 2010.

End of Exhibit B

ENTERED AS INSTRUMENT NO
2015067 27

STATE OF NEBRASKA)
COUNTY OF HALL) SS

2015 SEP 30 PM 4 05

ASST/REGISTER OF DEEDS

CASH
CHECK 3590.50

REFUNDS:
CASH
CHECK

NEBRASKA DOCUMENTARY STAMP TAX
Date 9-30-2015
$ 3532.50 By TC

2015067 27

58.00

Return to: Steptoe & Johnson PLLC
Post Office Box 1588
Charleston, WV 25326-1588
Attn: Joseph G. Bunn, Esq.

SPECIAL WARRANTY DEED

THIS SPECIAL WARRANTY DEED is made and entered into on this 30th day of September, 2015. FreightCar Rail Services, LLC, a Delaware limited liability company ("***GRANTOR***"), in consideration of TEN DOLLARS ($10.00) and other good and valuable consideration, received from or on behalf of ARS Nebraska, LLC, a Delaware limited liability company ("***GRANTEE***"), conveys to GRANTEE the real estate (as defined in Neb. Rev. Stat. 76.201) described in Exhibit A attached hereto, subject to the matters set forth on Exhibit B attached hereto.

GRANTOR covenants with GRANTEE that GRANTOR:

(1) is lawfully seised of such real estate and that it is free from encumbrances created by GRANTOR, except for easements, restrictions and covenants of record and the matters set forth on Exhibit B attached hereto;

(2) has legal power and lawful authority to convey the same; and

(3) warrants and will defend title to the real estate against the lawful claims of all persons claiming the same or any part thereof through, by or under GRANTOR.

Special Provisions

This Special Warranty Deed incorporates by reference, and the conveyance of the real estate is subject to, the following provisions, which shall be binding on GRANTEE, its successors and assigns and all future owners and shall be deemed to run with the land, and GRANTEE on behalf of itself, its successors and assigns covenants that it will include and make legally binding the following provisions in all subsequent transfers, leases, or conveyance documents:

(A) The provisions set forth in Section IV of Instrument No. 200212070 recorded on November 4, 2002, with the Hall County Register of Deeds (with respect to Parcel 1 described in Exhibit A attached hereto).

(B) The provisions set forth in Section IV of Instrument No. 200600526 recorded on January 19, 2006, with the Hall County Register of Deeds (with respect to Parcels 2 and 4 described in Exhibit A attached hereto).

(C) The provisions set forth in Section IV of Instrument No. 200600527 recorded on January 19, 2006, with the Hall County Register of Deeds (with respect to Parcel 3 described in Exhibit A attached hereto).

(D) The provisions set forth in Section IV of Instrument No. 200407897 recorded on August 10, 2004, with the Hall County Register of Deeds (with respect to Parcel 5 described in Exhibit A attached hereto).

(E) The provisions set forth in that certain Agreement and Declaration of Covenants, Restrictions and Conditions dated December 17, 2002 between DTE Rail Services, Inc. and the County of Hall and filed with the Hall County Register of Deeds Office on December 4, 2009, as Document No. 200909550 (with respect to Parcel 5 described in Exhibit A attached hereto).

(F) The provisions set forth in that certain Special Warranty Deed as Instrument No. 201008263 recorded on November 5, 2010 with the Hall County Register of Deeds.

[Signature page to follow.]

IN WITNESS WHEREOF, the GRANTOR has executed this Special Warranty Deed as of the date first written above.

FREIGHTCAR RAIL SERVICES, LLC,
a Delaware limited liability company

By: Joseph E McNeely
Name: Joseph E. McNeely
Its: President

STATE OF Illinois)
)
COUNTY OF Cook)

I, Vicki L. Prot, Notary Public in and for said County, in the State aforesaid, do hereby certify that Joseph E. McNeely, who is personally known to me to be the same person whose name is subscribed to the foregoing instrument, appeared before me this day in person and acknowledged that he signed and delivered the said instrument as his own free and voluntary act as the free and voluntary act of said manager, for the uses and purposes therein set forth.

GIVEN, under my hand an notarial seal, this 28th day of September, 2015

Vicki L. Prot
NOTARY PUBLIC

(SEAL)

OFFICIAL SEAL
VICKI L PROT
Notary Public - State of Illinois
My Commission Expires Jul 3, 2018

[Signature Page to Special Warranty Deed – Grand Island (FCRS)]

EXHIBIT A

LEGAL DESCRIPTION OF REAL ESTATE

PARCEL 1: A tract of land comprising a part of the Northwest Quarter (NW1/4) and a part of the Northeast Quarter (NE1/4), all being in Section Twenty (20), Township Eleven (11) North, Range Ten (10) West of the 6th P.M., Hall County, Nebraska, and more particularly described as follows:

Beginning at the northwest corner of said Northwest Quarter (NW1/4); thence running easterly , along and upon the north line of said Northwest Quarter (NW1/4), a distance of One Thousand Three Hundred Sixty Four and Sixty Two Hundredths (1,364.62) feet; thence deflecting right 90° 39' 30" and running southerly, a distance of Two Hundred Sixteen and Three Hundredths (216.03) feet; thence deflecting right 38° 33' 45"and running southwesterly, a distance of Four Hundred Thirty One and Fifty Five Hundredths (431.55) Feet; thence deflecting right 51° 15' 56" and running westerly, a distance of Three Hundred Seventy Five and Eighty Three Hundredths (375.83) feet; thence deflecting left 89° 19' 48" and running southerly, a distance of One Hundred Seventy Nine and Five Hundredths (179.05) feet; thence deflecting left 90° 46' 44" and running easterly, a distance of One Hundred Ninety Three and Seven Tenths (193.70) feet; thence deflecting right 89° 45' 02" and running southerly, a distance of Two Hundred Eighty Five and Four Tenths (285.40) feet; thence deflecting left 89° 45' 07" and running easterly, a distance of Four Hundred Fifty Seven and Eighty Seven Hundredths (457.87) feet; thence deflecting right 89° 59' 37" and running southerly, a distance of Three Hundred Thirty Four and Fifteen Hundredths (334.15) feet; thence deflecting left 88° 42' 57" and running easterly, a distance of Seven Hundred Seventy One and Fifty Nine Hundredths (771.59) feet; thence deflecting left 89° 42' 41" and running northerly, a distance of Three Hundred Seventy and Nineteen Hundredths (370.19) feet; thence deflecting right 48° 35' 09" and running northeasterly, a distance of Two Hundred Forty Three and Sixty Seven Hundredths (243.67) feet; thence deflecting right 40° 39' 09" and running easterly, a distance of Four Hundred Eighty and Forty Five Hundredths (480.45) feet; thence deflecting left 89° 33' 32" and running northerly, a distance of Four Hundred Twenty Three and Fourteen Hundredths (423.14) feet; thence deflecting left 91° 17' 27" and running westerly, a distance of Five Hundred Ninety Nine and Nine Hundredths (599.09) feet; thence deflecting right 64° 10' 26" and running northwesterly, a distance of Two Hundred Twenty Nine and Fifty Four Hundredths (229.54) feet; thence deflecting right 23° 03' 25" and running northerly, a distance of Two Hundred Twenty Three and Eighty Seven Hundredths (223.87) feet to a point on the north line of said Northwest Quarter (NW1/4); thence deflecting right 90° 26' 17" and running easterly, along and upon the north line of said Northwest Quarter (NW1/4), a distance of

Five Hundred Twenty Nine and Forty Five Hundredths (529.45) feet to the northwest corner of said Northeast Quarter (NE1/4); thence deflecting right 00° 03' 25" and running easterly, along and upon the north line of said Northeast Quarter (NE1/4) a distance of Seven Hundred Ninety Two and Fifteen Hundredths (792.15) feet; thence deflecting right 90° 11' 02" and running southerly, a distance of Two Thousand Five Hundred Eighty Seven and Five Tenths (2587.50) feet; thence deflecting right 90° 51' 26" and running westerly, a distance of Three Thousand Four Hundred Forty Five and Thirty Nine Hundredths (3,445.39) feet to a point on the west line of said Northwest Quarter (NW1/4); thence deflecting right 89° 19' 17" and running northerly

along and upon the west line of said Northwest Quarter (NW1/4), a distance of Two Thousand Five Hundred Twenty Two and Forty Nine Hundredths (2,522.49) feet to the point of Beginning

AND

PARCEL 2: A tract of land comprising a part of the North Half (N1/2) of Section Twenty (20), Township Eleven (11) North, Range Ten (10) West of the 6th P.M., in Hall County, Nebraska more particularly described as follows:

Beginning at the northwest corner of said North Half (N1/2); thence running easterly along the north line of said North Half (N1/2), a distance of One Thousand Three Hundred Sixty Four and Sixty Two Hundredths (1364.62) feet, to the ACTUAL point of beginning; thence continuing easterly along the north line of said North Half (N1/2), a distance of Seven Hundred Fifty and Seventy Nine Hundredths (750.79) feet; thence deflecting right 87° 33' 43" and running southerly a distance of Two Hundred Twenty Three and Eighty Seven Hundredths (223.87) feet; thence deflecting left 23° 04' 13" and running southeasterly a distance of Two Hundred Twenty Nine and Fifty Four Hundredths (229.54) feet; thence deflecting left 64° 09' 24" and running easterly a distance of One Hundred Nine and Twenty One Hundredths (109.21) feet; thence deflecting right 90° 00' 00" and running southerly Four Hundred Fifteen and Eighty Eight Hundredths (415.88) feet; thence deflecting right 50° 12' 39" and running southwesterly a distance of Two Hundred Forty Three and Seventy Four Hundredths (243.74) feet; thence deflecting left 48° 35' 43" and running southerly a distance of Three Hundred Seventy and Nineteen Hundredths (370.19) feet; thence deflecting right 89° 42' 41" and running westerly a distance of Seven Hundred Seventy One and Fifty Nine Hundredths (771.59) feet; thence deflecting right 88° 42' 57" and running northerly a distance of Three Hundred Thirty Four and Fifteen Hundredths (334.15) feet; thence deflecting left 90° 00' 07" and running westerly a distance of Four Hundred Fifty Seven and Eighty Seven Hundredths (457.87) feet; thence deflecting right 89° 45' 07" and running northerly a distance of Two Hundred Eighty Five and Thirty Eight Hundredths (285.38) feet; thence deflecting left 89° 45' 30" and running westerly a distance of One Hundred Ninety Three and Seventy Hundredths (193.70) feet; thence deflecting right 90° 47' 40" and running northerly a distance of One Hundred Seventy Nine and Five Hundredths (179.05) feet; thence deflecting right 89° 19' 48" and running easterly a distance of Three Hundred Seventy Five and Seventy Eight Hundredths (375.78) Feet; thence deflecting left 51° 15' 32" and running northeasterly a distance of Four Hundred Thirty One and Fifty Five Hundredths (431.55) feet; thence deflecting left 38° 34' 36" and running northerly a distance of Two Hundred Sixteen and Three Hundredths (216.03) feet to the ACTUAL point of beginning

AND

PARCEL 3: A tract of land comprising a part of the North Half (N1/2) of Section Twenty (20), Township Eleven (11) North, Range Ten (10) West of the 6th P.M., in Hall County, Nebraska, more particularly described as follows:

Beginning at the northwest corner of said North Half (N1/2); thence running easterly along the north line of said North Half (N1/2), a distance of Two Thousand One Hundred Fifteen and Forty One Hundredths (2115.41) feet; thence deflecting right 87° 33' 43" and running southerly a distance of Two Hundred Twenty Three and Eighty Seven Hundredths (223.87) feet; thence

deflecting left 23° 04' 13" and running southeasterly a distance of Two Hundred Twenty Nine and Fifty Four Hundredths (229.54) feet; thence deflecting left 64° 09' 24" and running easterly a distance of One Hundred Nine and Twenty One Hundredths (109.21) feet; to the ACTUAL point of beginning; thence continuing easterly along the last described course, a distance of Four Hundred Eighty Nine and Eighty Eight Hundredths (489.88) feet; thence deflecting right 91° 16' 38" and running southerly a distance of Four Hundred Twenty Three and Fourteen Hundredths (423.14) feet; thence deflecting right 89° 34' 35" and running westerly a distance of Four Hundred Eighty and Fifty Hundredths (480.50) feet; thence deflecting right 89° 08' 47" and running northerly a distance of Four Hundred Fifteen and Eighty Eight Hundredths (415.88) feet, to the ACTUAL point of beginning

AND

PARCEL 4: A tract of land comprising a part of Section Twenty (20), Township Eleven (11) North, Range Ten (10) West of the 6th P.M., in Hall County, Nebraska, more particularly described as follows: Beginning at the West Quarter corner of said Section Twenty (20); thence running northerly along the west line of said Section Twenty (20), a distance of One Hundred Eighteen and Ninety Four Hundredths

(118.94) feet; thence deflecting right 90° 40' 43" and running easterly a distance of Three Thousand Four Hundred Forty Five and Thirty Nine Hundredths (344.39) feet, to a point Fifteen (15.0) feet west of the centerline of an existing railroad tract; thence deflecting right 89° 08' 34" and running southerly parallel with and Fifteen (15.0) feet west of the centerline of an existing railroad tract a distance of One Thousand Three Hundred Ninety Seven and Ninety One Hundredths (1397.91) feet; thence deflecting right 89° 50' 54" and running westerly a distance of Three Thousand Four Hundred Forty Nine and Fifty Four Hundredths (3449.54) feet, to a point on the west line of said Section Twenty (20); thence deflecting right 90° 20' 14" and running northerly along the west line of said Section Twenty (20), a distance of One Thousand Three Hundred Thirty Nine and Sixty Five Hundredths (1339.65) feet to the point of beginning

EXCEPTING a certain tract more particularly described in Deed recorded as Document No. 200509308 and EXCEPTING a certain tract more particularly described in Deed recorded as Document No. 200509309

AND

PARCEL 5: A tract of land comprising a part of the West Half (W1/2) of Section Eight (8), Township Eleven (11) North, Range Ten (10) West of the 6th P.M., in Hall County, Nebraska, more particularly described as follows:

Beginning at the northwest corner of said West Half (W1/2); thence running easterly along the north line of said West Half (W1/2), a distance of Four Hundred Fifty Seven and Fifty Four Hundredths (457.54) feet; thence deflecting right 90° 28' 43" and running southerly a distance of Two Thousand Nine Hundred Fifty Seven and Thirty One Hundredths (2957.31) feet; thence deflecting right 89° 32' 03" and running westerly a distance of Four Hundred Thirty Three and Seventeen Hundredths (433.17) feet, to a point on the west line of said West Half (W1/2); thence deflecting right 90° 00' 03" and running northerly along the west line of said West Half (W1/2),

a distance of Two Hundred Ninety Nine and Five Tenths (299.50) feet to the West Quarter corner of said Section Eight (8); thence deflecting left 00° 00' 32" and continuing northerly along the west line of said West Half (W1/2), a distance of Two Thousand Six Hundred Fifty Seven and Sixty Two Hundredths (2657.62) feet to the point of beginning

EXHIBIT B

PERMITTED EXCEPTIONS

a. Right of Way Easement executed by Anna Schoel Et Al to American Telephone and Telegraph Company of Nebraska dated November 7, 1940, filed November 14, 1940 in Book T. Page 233. Assignment executed by Northwestern Bell Telephone Company to Northwestern Bell Telephone Company dated April 12, 1977 in the Register of Deeds Office as Document No. 77-002052. (Parcels 1-4)

b. Notice of Easement and Easement for Electric Distribution System executed by The Secretary of the Army under and by virtue of the authority vested in the Secretary by Title 10 United States Code, Section 2668 to Southern Nebraska Rural Public Power District. Easement dated January 27, 1997 and Notice of Easement dated February 12, 1997, all filed March 4, 1997 in the Register of Deeds Office as Document No. 97-101563. (Parcels 1-5)

c. Easement for Public Road or Street executed by the Secretary of the Army under and by Virtue of the authority vested in the Secretary by Title 10, United States Code, Section 2668 to Hall County. Easement dated September 3, 1999, filed September 14, 1999 in the Register of Deeds Office as Document No. 99-109121. (Parcels 1-5)

d. Easement for Pipeline Right of Way located on Cornhusker Army Ammunitions, Hall County, Nebraska executed by The Secretary of the Army to Northwestern Public Services. Easement for Pipeline Right of Way filed August 10, 1999 in the Register of Deeds Office as Document No. 99-108017. (Parcels 1-4)

e. Department of the Army Easement for Public Road or Street Located on Cornhusker Army Ammunition Plant, Hall County, Nebraska filed May 15, 2000 in the Register of Deeds Office as Document No. 200003926. Department of the Army Amendment No. 1 to Easement No. DACA45-1-00-6023, Cornhusker Army Ammunition Plant, Hall County, Nebraska filed February 28,2001 in the Register of Deeds Office as Document No. 200101488. (Parcels l-5)

f. Department of the Army Easement for Public Recreational Trail located on Cornhusker Army Ammunition Plant, Hall County, Nebraska, filed June 4, 2001 in the Register of Deeds Office as Document No. 200105237. Department of the Army Amendment No. 1 to Easement No. DACA45-2-01-6078, Cornhusker Anny Ammunition Plant, Hall County, Nebraska filed March 4, 2002 in the Register of Deeds Office as Document No. 200202406. Department of the Army Amendment No. 2. to Easement No. DACA45-2-01-6078 Cornhusker Army Ammunition Plant, Hall County, Nebraska filed August 22, 2002 in the Register of Deeds Office as Document No. 200208779. Department of the Anny Amendment No. 4, to Easement No. DACA45-2-01-6078 Cornhusker Army Ammunition Plant, Hall County, Nebraska, filed January 12, 2006 in the Register of Deeds Office as Document No. 200600318. (Parcels 1-5)

g. Subject to Restrictions and Conditions & Perpetual and Assignable Easements and Right of Way Access as shown in the executed Quitclaim Deed for the insured premises filed August 10, 2004 in the Register of Deeds Office as Document No. 200407897. (Parcels 1-5)

h. Department of the Army Assignment of Easement Interests for Access Roads and Railroad Facilities and Bill of Sale for Rails, Ties, Beds and Ballast located on Cornhusker Army Ammunition Plant, Hall County, Nebraska filed January 19, 2006 in the Register of Deeds Office as Document No. 200600528. Assignment executed by DTE Rail Services, Inc. to FCRS, effective as of November 1, 2010, filed November 5, 2010 in the Register of Deeds Office as Document No. 201008264. (Parcels 1-4)

i. Subject to the Rights of the Railroad, if any. (Parcels 1-4)

j. Subject to Easements, Reservations and Restrictions as shown in Quitclaim Deed filed January 19, 2006 in the Register of deeds Office as Document No. 200600526 and Quitclaim Deed filed January 19, 2006 in the Register of Deeds Office as Document No. 200600527 and Quitclaim Deed filed November 4, 2002 in the Register of Deeds Office as Document No. 200212070. (Parcels 1-4)

k. Special Warranty Deed filed November 5, 2010 in the Register of Deeds Office as Document No. 201008263. (Parcels 1-5)

l. Department of the Army Assignment of Easement interests for Railroad Facilities located on Cornhusker Army Ammunition Plant, Hall County, Nebraska filed August 10, 2004 in the Register of Deeds Office as Document No. 200407898. Assignment of Easement executed by DTE Rail Services, Inc. to FCRS, a Delaware limited liability company, effective as of November 1, 2010 and filed November 5, 2010 in the Register of Deeds Office as Document No. 201008265. (Parcel 5)

m. Agreement and Declaration of Covenants, Restrictions and Conditions between DTE Rail Services, Inc. and the County of Hall, dated December 17, 2002, filed December 4, 2009 in the Register of Deeds Office as Document No. 200909550. (Parcel 5)

n. Rights of parties under unrecorded leases as follows:

   i. Agricultural License dated April 13, 2015 between FCRS (licensor) and John Kaliff (licensee);

   ii. Agricultural Lease dated June 1, 2011 between FCRS (licensor) and Eric Hostetler and Aron Hostetler (licensee);

   iii. Lease of Building S-37 dated May 1, 2011 between FCRS (landlord) and Railworks Corporation (tenant);

   iv. Agricultural License dated April 1, 2011 between FCRS (licensor) to Michael Panowicz and John Panowicz (licensee); and

   v. Agricultural License dated March 1, 2011 between FCRS (licensor) to Jerry and Linda Woitaszewski's, Corporation (licensee).

End of Exhibit B

ENTERED AS INSTRUMENT NO
2015067 28

STATE OF NEBRASKA)
COUNTY OF HALL) SS

2015 SEP 30 PM 4 05

ASST/REGISTER OF DEEDS

CASH
CHECK 1514.50

REFUNDS:
CASH
CHECK

NEBRASKA DOCUMENTARY
STAMP TAX
Date 9-30-2015
$1442.50

2015067 28

52.00

Return to: Steptoe & Johnson PLLC
Post Office Box 1588
Charleston, WV 25326-1588
Attn: Joseph G. Bunn, Esq.

SPECIAL WARRANTY DEED

THIS SPECIAL WARRANTY DEED is made and entered into on this 30th day of September, 2015. FreightCar Short Line, Inc., a Delaware corporation ("***GRANTOR***"), in consideration of TEN DOLLARS ($10.00) and other good and valuable consideration, received from or on behalf of ARS Nebraska, LLC, a Delaware limited liability company ("***GRANTEE***"), conveys to GRANTEE the real estate (as defined in Neb. Rev. Stat. 76.201) described in Exhibit A attached hereto, subject to the matters set forth on Exhibit B attached hereto.

GRANTOR covenants with GRANTEE that GRANTOR:

(1) is lawfully seised of such real estate and that it is free from encumbrances created by GRANTOR, except for easements, restrictions and covenants of record and the matters set forth on Exhibit B attached hereto;

(2) has legal power and lawful authority to convey the same; and

(3) warrants and will defend title to the real estate against the lawful claims of all persons claiming the same or any part thereof through, by or under GRANTOR.

Special Provisions

This Special Warranty Deed incorporates by reference, and the conveyance of the real estate is subject to, the following provisions, which shall be binding on GRANTEE, its successors and assigns and all future owners and shall be deemed to run with the land, and GRANTEE on behalf of itself, its successors and assigns covenants that it will include and make legally binding the following provisions in all subsequent transfers, leases, or conveyance documents:

(A) The provisions set forth in Section IV of Instrument No. 0200407897 recorded on August 10, 2004, with the Hall County Register of Deeds.

(B) The provisions set forth in that certain Agreement and Declaration of Covenants, Restrictions and Conditions dated December 17, 2002 between DTE Rail Services, Inc. and the County of Hall and filed with the Hall County Register of Deeds Office on December 4, 2009, as Document No. 200909550.

(C) The provisions set forth in in that certain Special Warranty Deed as Instrument No. 201008262 recorded on November 5, 2010 with the Hall County Register of Deeds.

[Signature page to follow.]

IN WITNESS WHEREOF, the GRANTOR has executed this Special Warranty Deed as of the date first written above.

FREIGHTCAR SHORT LINE, INC.,
a Delaware corporation

By: Joseph E. McNeely
Name: Joseph E. McNeely
Its: President

STATE OF Illinois)
)
COUNTY OF Cook)

I, Vicki L. Prot, Notary Public in and for said County, in the State aforesaid, do hereby certify that Joseph E. McNeely, who is personally known to me to be the same person whose name is subscribed to the foregoing instrument, appeared before me this day in person and acknowledged that he signed and delivered the said instrument as his own free and voluntary act as the free and voluntary act of said manager, for the uses and purposes therein set forth.

GIVEN, under my hand an notarial seal, this 28th day of September, 2015

Vicki L. Prot
NOTARY PUBLIC

(SEAL)
OFFICIAL SEAL
VICKI L PROT
Notary Public - State of Illinois
My Commission Expires Jul 3, 2018

[Signature Page to Special Warranty Deed – Grand Island (FCSL)]

EXHIBIT A
LEGAL DESCRIPTION OF REAL ESTATE

Parcel 1: A tract of land located in the East Half (E1/2) of Sections Five (5) and Eight (8), Township Eleven (11) North, Range Ten (10) West of the 6th P.M., in Hall County, Nebraska, more particularly described as follows: Beginning at the north east corner of said Section Five (5); thence running westerly along the north line of said Section Five (5), a distance of One Thousand Seven Hundred Eighty (1780.0) feet, the the ACTUAL point of beginning; thence deflecting left 91° 55' 37" and running southerly a distance of Two Thousand Six Hundred Forty Seven and Seventeen Hundredths (2647.17) feet; thence deflecting right 00° 16' 28" and running southerly a distance of Two Thousand Six Hundred Forty One and One Tenth (2641.10) feet; thence deflecting right 00° 41' 53" and running southerly a distance of Two and Sixty Two Hundredths (2.62) feet, to a point on the south line of said Section Five (5), and to a point on the north line of said Section Eight (8), said point being One Thousand Seven Hundred Seventy Nine and Ninety Six Hundredths (1779.96) feet west of the northeast corner of said Section Eight (8); thence continuing Southerly along the last described course, a distance of One Thousand Three Hundred Seventy Nine and Eleven Hundredths (1379.11) feet; thence deflecting right 90° 57' 16" and running westerly a distance of One Hundred Five and Thirty One Hundredths (105.31) feet; thence deflecting left 90° 15' 22" and running Southerly a distance of One Thousand Three Hundred Sixty Four and Thirty Four Hundredths (1364.34) feet; thence deflecting left 43° 30' 28" and running southeasterly a distance of One Hundred Sixty One and Forty Six Tenths (161.46) feet; thence deflecting left 14° 44' 20" and running southeasterly a distance of Two Hundred Fourteen and Forty Nine Hundredths (214.49) feet, to a point of curvature; thence running southwesterly along the arc of a curve to the right whose radius is Ninety One and Fifty Eight Hundredths (91.58) feet, the long chord of which deflects right 55° 48' 35" from the last described course, a long chord distance of One Hundred Fifty One and Fifty One Hundredths (151.51) feet, to a point of tangency, thence deflecting right 55° 48' 35" from the last described course and running southwesterly a distance of Three Hundred Fifty Three and Fourteen Hundredths (353.14) feet; thence deflecting left 53° 44' 45" and running southerly a distance of One Thousand Nine Hundred Fifty Eight and Eighty One Hundredths (1958.81) feet, to a point on the south line of said Section Eight (8), said point being One Thousand Eight Hundred Fifty Nine and Sixty One Hundredths (1859.61) feet west of the southeast corner of said Section Eight (8); thence deflecting right 90° 09' 09" and running westerly along the south line of said Section Eight (8), a distance of Two Hundred Twenty Seven and Ninety Six Hundredths (227.96) feet; thence deflecting right 90° 08' 17" and running northerly a distance of Five Thousand Two Hundred Ninety Five and Fifty Eight Hundredths (5295.58) feet, to a point on the north line of said Section Eight (8) and the South line of said Section Five (5); thence deflecting left 00° 00' 08" and running northerly a distance of Five Thousand Two Hundred Eighty Eight and Eighty Two Hundredths (5288.82) feet, to a point on the north line of said Section Five (5); thence deflecting right 90° 20' 27" and running easterly along the north line of said Section Five (5); a distance of One Hundred Sixty and Seventy Five Hundredths (160.75) Feet, to the ACTUAL point of beginning

Parcel 2: A tract of land comprising a part of the East Half (E112) of Sections Twenty (20) and Twenty Nine (29), Township Eleven (11) North, Range Ten (10) West of the 6th P.M., in Hall County, Nebraska, more particularly described as follows:

Beginning at the northeast corner of said Section Twenty (20); thence running westerly along the north line of said Section Twenty (20), a distance of One Thousand Seven Hundred Forty and Sixteen Hundredths (1740.16) feet, to the ACTUAL point of beginning; thence deflecting left 89° 16' 47" and running southerly a distance of Two Thousand Five Hundred Forty Three and Twenty One Hundredths (2543.21) feet; thence deflecting left 90° 39' 02" and running easterly a distance of Twenty (20.0) feet thence deflecting right 90° 39' 02" and running southerly a distance of Eighty Eight and Two Hundredths (88.02) feet; thence deflecting left 00° 12' 44" and running southerly a distance of One Thousand Three Hundred Thirty One and Ninety Eight Hundredths (1331.98) feet; thence deflecting right 89° 37' 42" and running westerly a distance of Twenty (20.0) feet; thence deflecting left 89° 37' 42" and running southerly a distance of One Thousand Three Hundred Forty Five (1345.0) feet, to a point on the south line of said Section Twenty (20), and to a point on the north line of said Section Twenty Nine (29), said point being One Thousand Seven Hundred Forty (1740.0) feet West of the northeast corner of said Section Twenty Nine (29); thence deflecting left 00° 00' 38" and running southerly a distance of Two Thousand Six Hundred Forty Eight and Sixty One Hundredths (2648.61) feet; thence deflecting right 00° 19' 42" and running southerly a distance of Two Thousand Six Hundred Forty Eight and Thirteen Hundredths (2648.13) feet, to a point on the south line of said Section Twenty Nine (29), said point being One Thousand Seven Hundred Forty (1740.0) feet west of the southeast corner of said Section Twenty Nine (29); thence deflecting right 89° 28' 11" and running westerly along the south line of said Section Twenty Nine (29), a distance of Seventy Three and Ninety Seven Hundredths (73.97) feet; thence deflecting right 89° 53' 08" and running northerly a distance of Five Thousand Two Hundred Ninety Six and Thirty Two Hundredths (5296.32) feet, to a point on the north line of said Section Twenty Nine (29) and to a point on the south line of said Section Twenty (20); thence continuing northerly along the last described course a distance of Five Thousand Three Hundred Seven and Fifty Two Hundredths (5307.52) feet, to a point on the north line of said Section Twenty (20); thence deflecting right 89° 49' 08" and running easterly along the north line of said Section Twenty (20), a distance of One Hundred Fifty Eight and Forty Four Hundredths (158.44) feet, to the ACTUAL point of beginning

Parcel 3: A tract of land comprising a part of the East Half (E1/2) of Section Seventeen (17), Township Eleven (11) North, Range Ten (10) West of the 6th P.M., Hall County, Nebraska, more particularly described as follows:

Beginning at the northeast corner of said East Half (E112); thence running westerly along the north line of said East Half (E1/2), a distance of One Thousand Eight Hundred Fifty Nine and Sixty One Hundredths (1859.61) feet, to the ACTUAL point of beginning; thence deflecting left 89° 35' 09" and running southerly a distance of Five Thousand Two Hundred Eighty Eight and Six Hundredths (5288.06) feet, to a point on the south line of said East Half (E1/2); thence deflecting right 89° 32' 19" and running westerly along the south line of said East Half (E1/2), a distance of Two Hundred Three and Seventy Seven Hundredths (203.77) feet; thence deflecting right 90° 11' 58" and running northerly a distance of One Thousand Seven Hundred Seventy Three and Twenty Nine Hundredths (1773.29) feet; thence deflecting left 89° 48' 32" and running westerly a distance of One Hundred Five and Ninety Five Hundredths (105.95) feet; thence deflecting right 91° 37' 36" and running northerly a distance of Two Hundred Forty Four and Seven Hundredths (244.07) feet; thence deflecting right 85° 05' 56" and running easterly a distance of Ninety Eight and Thirty Five Hundredths (98.35) feet; thence deflecting left 86° 55' 00" and running northerly a distance of Three Thousand Two Hundred Sixty Five and Twenty

Four Hundredths (3265.24) feet, to a point on the north line of said East Half (E1/2); thence deflecting right 89° 50' 52" and running easterly along the north line of said East Half (E1/2), a distance of Two Hundred Twenty Seven and Ninety Six Hundredths (227.96) feet to the ACTUAL point of beginning

EXHIBIT B
PERMITTED EXCEPTIONS

a. Deed of Easement executed by The State of Nebraska Game and Parks Commission to the County of Hall, Nebraska. Deed of Easement dated June 18, 1992, filed July 20, 1992 in the Register of Deeds Office as Document No. 92-106324. (Parcel 1)

b. Notice of Easement and Easement for Electric Distribution System executed by The Secretary of the Army under and by virtue of the authority vested in the Secretary by Title 10 United States Code, Section 2668 to Southern Nebraska Rural Public Power District. Easement dated January 27, 1997 and Notice of Easement dated February 12, 1997, all filed March 4, 1997 in the Register of Deeds Office as Document No. 97-101563. (Parcels 1 & 2 & 3)

c. Department of the Army Easement for Public Road or Street located on Cornhusker Army Ammunition Plant, Hall County, Nebraska filed May 15, 2000 in the Register of Deeds Office as Document No. 200003926. Department of the Army Amendment No. 1 to Easement No. DACA45-1-00-6023, Cornhusker Army Ammunition Plant, Hall County, Nebraska filed February 28,2001 in the Register of Deeds Office as Document No. 200101488. (Parcels 1 & 2 & 3)

d. Department of the Army Easement for Public Recreational Trail located on Cornhusker Army Ammunition Plant, Hall County, Nebraska, filed June 4, 2001 in the Register of Deeds Office as Document No. 200105237. Department of the Army Amendment No. 2 to Easement No. DACA45-2-01-6078, filed August 22, 2002 in the Register of Deeds Office as Document No. 200208779. Department of the Army Amendment No. 3 to Easement No. DACA45-2-01-6078, Cornhusker Army Ammunition Plant, Hall County, Nebraska filed June 3, 2003 in the Register of Deeds Office as Document No. 200300053. Department of the Anny Amendment No. 4 to Easement No. DACA45-2-01-6078 cornhusker Army Ammunition Plant, Hall County, Nebraska filed January 12, 2006 in the Register of Deeds Office as Document No. 200600318. (Parcels 1 & 3)

e. Subject to Restrictions and Conditions & Perpetual and Assignable Easements and Right of Way Access as shown in the executed Quitclaim Deed for the insured premises filed August 10, 2004 in the Register of Deeds Office as Document No. 200407897. (Parcels 1 & 2 & 3)

f. Department of the Army Assignment of Easement interests for Railroad Facilities located on Cornhusker Army Ammunition Plant, Hail County, Nebraska filed August 10, 2004 in the Register of Deeds Office as Document No. 200407898. Assignment of Easement executed by DTE Rail Services, Inc. to FCRS, a Delaware limited liability company, effective as of November 1, 2010 and filed November 5, 2010 in the Register of Deeds Office as Document No. 201008265. (Parcels 1 & 3)

g. Department of the Army Assignment of Easement Interests for Access Roads and Railroad Facilities and Bill of Sale for Rails, Ties, Beds and Ballast located on Cornhusker Army Ammunition Plant, Hall County, Nebraska filed January 19, 2006 in the Register of Deeds Office as Document No. 200600528. Assignment of Easement executed by DTE Rail Services, Inc. to FCRS, a Delaware limited liability company, effective as November 1,

2010, filed November 5, 2010 in the Register of Deeds Office as Document No. 201008264. (Parcels 1 & 2 & 3)

h. Agreement and Declaration of Covenants, Restrictions and Conditions between DTE Rail Services, Inc. and the County of Hall, dated December 17, 2002, filed December 4, 2009 in the Register of Deeds Office as Document No. 200909550. (Parcels I & 2 & 3)

i. Right of Way Easement executed by Anna Schoel Et Al to American Telephone and Telegraph Company of Nebraska, dated November 7, 1940, filed November 14, 1940 in Book T, Page 233. Assignment executed by Northwestern Bell Telephone Company to Northwestern Bell Telephone Company, dated April 12, 1977 in the Register of Deeds Office as Document No. 77-002052. (Parcel 2)

j. Easement for Public Road or Street executed by the Secretary of the Anny under and by Virtue of the authority vested in the Secretary by Title 10, United States Code, Section 2668 to Hall County. Easement dated September 3, 1999, filed September 14, 1999 in the Register of Deeds Office as Document No. 99-109121. (Parcels 2 & 3)

k. Easement for Pipeline Right of Way located on Cornhusker Army Ammunitions, Hall County, Nebraska executed by The Secretary of the Army to Northwestern Public Services. Easement for Pipeline Right of Way filed August 10, 1999 in the Register of Deeds Office as Document No. 99-108017. (Parcel 2)

l. Department of the Army Amendment No. 1 to Easement No. DACA45-2-99-6157, Cornhusker Army Ammunition Plant, Hall County, Nebraska, filed February 16, 2001 in the Register of Deeds Office as Document No. 200101142. (Parcel 3)

m. Subject to Terms and Conditions as shown in Special Warranty Deed filed November 5, 2010 in the Register of Deeds Office as Document No. 201008262. (Parcels l-3)

n. Rights of parties under unrecorded leases as follows:

   i. Agricultural License dated April 13, 2015 between FCRS (licensor) and John Kaliff (licensee);

   ii. Agricultural Lease dated June 1, 2011 between FCRS (licensor) and Eric Hostetler and Aron Hostetler (licensee);

   iii. Lease of Building S-37 dated May 1, 2011 between FCRS (landlord) and Railworks Corporation (tenant);

   iv. Agricultural License dated April 1, 2011 between FCRS (licensor) to Michael Panowicz and John Panowicz (licensee); and

   v. Agricultural License dated March 1, 2011 between FCRS (licensor) to Jerry and Linda Woitaszewski's, Corporation (licensee).

End of Exhibit B

APPENDIX H

APPLICABLE OR RELEVANT AND APPROPRIATE REQUIREMENTS

This page intentionally left blank.

Applicable or Relevant and Appropriate Requirement (ARAR) Evaluation

1.0 Objective

This applicable or relevant and appropriate requirement (ARAR) evaluation was prepared to address the latter portion of Question B in the Fourth Five-Year Review Report, "Are exposure assumptions, toxicity data, cleanup levels and remedial action objectives used at the time of the remedy selection still valid?"

During this review, ARARs were reviewed to determine if any newly promulgated or modified requirements of federal or state environmental laws have significantly impacted the protectiveness of the remedies implemented. The ARARs are presented as provided in their respective Decision Documents.

2.0 ARAR Evaluation

2.1 OU 1

The ARARs and to-be-considered (TBC) criteria for OU 1 are documented as presented in Table 1.

There are no changes that would significantly impact the protectiveness of the remedy at OU 1.

2.2 OU 2

There were no ARARs or TBC criteria identified in the OU 2 Record of Decision.

2.3 OU 3

The ARARs and TBC criteria for OU 3 are documented as presented in Tables 2 and 3.

As shown in Table 3, the chemical specific ARAR and TBC criteria specified in the ROD are for trichloroethene (TCE) and tetrachloroethene (PCE); however, the site COCs are 1,2-dichloroethane (DCA) and 1,1,2-trichloroethane (TCA). The federal maximum contaminant levels (MCLs) for 1,2-DCA and 1,1,2-TCA are 5 µg/L. There are no other changes that would significantly impact the protectiveness of the remedy at OU 3.

2.4 OU 4

All contaminants of potential concern at OU 4 were detected below the non-residential risk-based cleanup levels. As a result, the Record of Decision documented compliance with the non-residential risk-based TBC criteria. There were no location specific ARARs identified for OU 4. Action specific ARARs were not considered because no remedial activities were implemented at the site.

This page intentionally left blank.

Table 1 – OU 1 ARARs and TBC Criteria

Standard, Requirement, Criteria or Limitation	Citation	Description	Comments	Still Applicable?
Chemical Specific				
Health Advisory Levels (HALs)	Drinking Water Regulations and Health Advisories	Estimates of acceptable drinking levels for a chemical substance based on health effects information.	HALs are not included in a promulgated regulation. HALs are TBCs used as guidance to establish Remedial Action Objectives for chemicals without established MCLs.	Yes
Safe Drinking Water Act	42 USCA Sect. 300			Yes
National Primary Drinking Water Regulations and National Revised Primary Drinking Water Regulations	40 CFR Part 141	Establishes maximum contaminant levels (MCLs), health-based standards for specific contaminants. MCLs are applicable for drinking water as supplied to the end users of public water supplies.	MCLs are relevant and appropriate for contamination of groundwater that is or may be used as drinking water. MCLs that have been published as final but are not yet in effect are TBCs. MCLs are relevant for deriving NPDES discharge levels.	Yes
National Primary Drinking Water Implementation Regulations	40 CFR Part 142	Establishes procedures for granting variances from MCL requirements. Specifies best technologies for treatment of various pollutants.	Requirements relevant and appropriate for determining cleanup goals for certain contaminants, if the MCL is not used or is available.	Yes

Table 1 – OU 1 ARARs and TBC Criteria (Continued)

Standard, Requirement, Criteria or Limitation	Citation	Description	Comments	Still Applicable?
National Secondary Drinking Water Standards	40 CFR Part 143	Establishes secondary MCLs which are guidelines for public drinking water systems to protect the aesthetic quality of the water. Secondary MCLs are not Federally enforceable.	TBC if any of these constituents are addressed by a remedial action alternative, or if any treated and discharged groundwater is to be used as a source of drinking water. Relevant for deriving NPDES discharge levels.	Yes
Maximum Contaminant Level Goals (MCLGs)	40 CFR Parts 141, 142	Establishes non-enforceable health goals for drinking water quality at a level at which no adverse health effects may arise with an adequate margin of safety.	TBC for determination of groundwater cleanup levels and NPDES discharge levels. The MCL is the controlling ARAR.	Yes
Water Pollution Control Act, as amended	33 USCA Sect. 1251 et seq.			Yes
Ambient Water Quality Criteria	40 CFR Part 131 Quality Criteria for Water	Requires states to establish ambient water quality criteria for surface water based on use classifications and the criteria stated under Section 304(a) of the Clean Water Act.	Ambient water quality criteria are relevant and appropriate because treated groundwater is discharged to surface water. State ambient water quality criteria are the applicable ARAR.	Yes

Table 1 – OU 1 ARARs and TBC Criteria (Continued)

Standard, Requirement, Criteria or Limitation	Citation	Description	Comments	Still Applicable?
Guidelines Establishing Test Procedures for the Analysis of Pollutants	40 CFR Sect. 136.1-5 and Appendices A-C	Specific analytical procedures for NPDES applications and reports.	Applicable because treated groundwater is discharged to a surface water.	Yes
Pretreatment Standards	40 CFR 403	Applies to discharges of pollutants to publicly-owned treatment works (POTWs). Requires that such pollutants not interfere with operation of the POTW or pass through the POTW at concentrations which cause a violation of the POTW NPDES permit.	Applicable only if investigation-derived wastewater, treated groundwater, or other wastewater is discharged to a municipal wastewater treatment system. Categorical standards may be relevant and appropriate.	Yes
Solid Waste Disposal Act (SWDA), as amended	42 USCA Sect. 6901-6992K			Yes
Identification and Listing of Hazardous Waste	40 CFR Part 261	Defines characteristics of hazardous wastes and provides lists of hazardous wastes. Identifies solid wastes which are subject to regulation as hazardous wastes under 40 CFR Parts 124, 262-265, 268, 270, and 271.	Applicable to wastes generated by remedial activities, including investigation-derived wastes, excavated soil, or solid wastes generated by treatment of soil, groundwater, or hazardous wastes.	Yes

Table 1 – OU 1 ARARs and TBC Criteria (Continued)

Standard, Requirement, Criteria or Limitation	Citation	Description	Comments	Still Applicable?
Releases from Solid Waste Management Units	40 CFR Part 264.94	Subpart F (264.94) gives concentration limits in groundwater for hazardous constituents from a regulated unit.	Applicable if listed hazardous constituents are found in groundwater.	Yes
Nebraska Environmental Protection Act	Neb. Rev. Stat., Chapter 81	State's policy on environmental control.		Yes
Nebraska Surface Water Quality Standards	Neb. Adm. Rules & Regs., Title 117	Establishes water quality standards and criteria for the surface waters of the state.	Applicable because treated groundwater is discharged to surface waters.	Yes
Ground Water Quality Standards and Use Classification	Neb. Adm. Rules & Regs., Title 118	Establishes groundwater quality standards and use classifications for groundwater sources. Used to determine priorities for groundwater remedial actions.	State MCLs are ARARs for contaminated groundwater if the state MCL is more stringent than federal requirements. The antidegradation clause (Chapter 3) provides that if the existing quality of any groundwater is better than the MCLs, that quality will be maintained and protected.	Yes

Table 1 – OU 1 ARARs and TBC Criteria (Continued)

Standard, Requirement, Criteria or Limitation	Citation	Description	Comments	Still Applicable?
Rules and Regulations Pertaining to the Issuance of Permits under the NPDES, Effluent Guidelines and Standards	Neb. Adm. Rules & Regs., Titles 119 and 121	Establishes effluent limitations and procedures for determining effluent limitations.	Applicable if state standards are more stringent than federal requirements.	Yes
Regulations Governing Public Water Supply Systems	Neb. Adm. Rules & Regs., Title 179	Establishes MCLs for public water supply systems.	Relevant and appropriate for contaminated groundwater if the state MCL is more stringent than federal requirements.	Yes
	Neb. Adm. Rules & Regs., Title 129, Chapter 32	Prohibits visible emissions of fugitive particulate matter beyond the premises where it originates.	Applicable if remedial activities, such as soil excavation or grading, generate fugitive dust.	Yes
Location Specific				
Floodplain Management	Executive Order 11988; 40 CFR Part 6, Appendix A; and 40 CFR Part 6.302	Limits activities in a floodplain, which is defined as “the lowland and relatively flat areas adjoining inland and coastal waters including at a minimum that area subject to a 1 percent or greater chance of flooding in any given year” (the 100-year floodplain)	Applicable if remedial actions occur in the 100-year floodplain.	Yes

Table 1 – OU 1 ARARs and TBC Criteria (Continued)

Standard, Requirement, Criteria or Limitation	Citation	Description	Comments	Still Applicable?
100-Year Floodplain Management	40 CFR 264.18(b)	RCRA treatment, storage, or disposal facility must be designed, constructed, operated, and maintained to avoid washout within 100-year floodplain.	Applicable if remedial actions occur in the 100-year floodplain.	Yes
Protection of Wetlands	Executive Order 11990; 40 CFR Part 6, Appendix A	Addresses possible impacts of construction of facilities or management of property in wetlands; must avoid adverse effects, minimize potential harm, and preserve and enhance wetlands, to the extent possible.	Applicable if wetlands occur at proposed remedial action locations.	Yes
Water Pollution Control Act, as amended	33 USCA Sect. 1251 et seq. (CWA Section 404); 40 CFR Part 230; 33 CFR Parts 320-330	Prohibits discharge of dredged or fill material into wetlands (as defined in U.S. Army Corps of Engineers regulations) without permit.	Applicable if dredged or fill material will be placed into a wetland during remedial actions.	Yes
Solid Waste Disposal Act (SWDA), as amended	42 USCA Sect. 6901-6992K			Yes
Floodplains	40 CFR Part 264.18(b)	RCRA treatment, storage, or disposal facility must be designed, constructed, operated, and maintained to avoid washout within 100-year floodplain.	Applicable if remedial actions occur in the 100-year floodplain.	Yes

Table 1 – OU 1 ARARs and TBC Criteria (Continued)

Standard, Requirement, Criteria or Limitation	Citation	Description	Comments	Still Applicable?
Farmland Protection Policy Act	7 USC 420 et seq.	Establishes requirement for federal agencies for acquiring, managing and disposing of lands and facilities; or provide criteria that identify and take into account the adverse effects of actions on the preservation of farmland.	Relevant and appropriate if treatment facility location and project related activities affect farmland.	Yes
Fish and Wildlife Coordination Act	16 USCA Sect. 661 et seq. 33 CFR Parts 320-330 40 CFR Part 6.302	Establishes requirements for action taken to prevent, mitigate, or compensate for project-related damages or losses to fish and wildlife resources.	Applicable to effluent structures in or near a stream or river.	Yes
Archaeological and Historic Preservation Act of 1974	16 USCA Sect. 469; 36 CFR Part 65	Must recover and preserve artifacts in area where alteration of terrain threatens significant scientific, prehistorical, or archaeological data.	Applicable if artifacts are found during remedial activities.	Yes
National Historic Preservation Act of 1966, as amended	16 USCA Sect. 470 et seq. 36 CFR Part 800 40 CFR Sect. 6.301	Must preserve property in or eligible for National Register of Historic Places; actions should minimize harm to National Historic Landmarks.	Applicable if eligible property are potentially impacted during remedial activities.	Yes

Table 1 – OU 1 ARARs and TBC Criteria (Continued)

Standard, Requirement, Criteria or Limitation	Citation	Description	Comments	Still Applicable?
Native American Graves Protection and Repatriation Act	PL 101-601	Requires that if Native American remains or cultural items are found on federal lands, the appropriate tribe must be notified, and all activity in the area of discovery must cease for at least 30 days.	Applicable if Native American remains or cultural items are found during remedial activities.	Yes
Antiquities Act of 1906	16 USCA 431-433 43 CFR Part 3	Provides for protection of historic and prehistoric ruins and objects on Federal lands.	Applicable if historical ruins or objects are found during remedial activities.	Yes
Nebraska Human Burial Sites Act	Neb. Rev. Stat., Article 12, Sections 12-1201 to 1212.	Provides protection for unmarked human burial sites on private and public lands.	Applicable if human burial sites are discovered during remedial activities.	Yes
Floodplains	Neb. Rev. Stat., Chapter 31, Article 10, Neb. Adm. Rules & Regs., Title 455, Chapters 1 through 7.	Regulates, and requires permits for, certain activities proposed to take place in a floodplain.	Applicable if remedial activities occur in the 100- year floodplain.	Yes
Action Specific				
Safe Drinking Water Act	42 USCA Sect. 300(f) et seq.			Yes

Table 1 – OU 1 ARARs and TBC Criteria (Continued)

Standard, Requirement, Criteria or Limitation	Citation	Description	Comments	Still Applicable?
Standards for Owners and Operators of Public Water Supply System	40 CFR Part 141	Establishes primary drinking water regulations, including treatment (water quality) requirements for public water supply systems.	Remedial action will not involve designing a public water supply treatment system; however, primary levels (MCLs) may be applicable to treatment of groundwater.	Yes
Clean Water Act	33 USCA Sect. 1251- 1376			Yes
National Pollutant Discharge Elimination System	40 CFR Parts 122, 125	Requires permits for the discharge of pollutants from any point source into waters of the United States.	Substantive requirements applicable for remedial actions that involve point source discharges to surface waters. May be applicable to treatment system discharges.	Yes
	40 CFR Sect. 122.26(b)(14)(x)	Requires that storm water runoff be monitored and controlled on construction sites greater than five acres.	Applicable if the remediation site is greater than five acres, relevant and appropriate for smaller sites.	Yes
Wetland Protection	CWA 404; 40 CFR 230.3 (1); 33 CFR 328 (b)	Established requirements to avoid degradation of wetland due to construction activities	Applicable to construction activities near wetlands which may be present along pipeline or well locations.	Yes

Table 1 – OU 1 ARARs and TBC Criteria (Continued)

Standard, Requirement, Criteria or Limitation	Citation	Description	Comments	Still Applicable?
Hazardous Materials Transportation Act	40 USCA Sect. 1801-1813			Yes
Hazardous Materials Transportation Regulations	49 CFR Parts 107, 171-177	Regulates transportation of hazardous materials.	Applicable for remedial actions that involve off-site transportation of hazardous materials. (e.g., spent carbon or sludge disposal).	Yes
Occupational Safety and Health Act of 1970	PL 91-596 29 USCA Sect. 651-678			Yes
Occupational Safety and Health Standards	29 CFR Part 1910	Establishes safety and health requirements for personnel working with hazardous materials and hazardous waste.	Applicable to on-site remedial activities and long term operation and maintenance of treatment system.	Yes
Safety and Health Regulations for Construction	20 CFR Part 1926	Establishes protection standards (e.g., hazard communication, excavation and trenching requirements) for workers involved in hazardous waste operations.	Applicable to on-site remedial activities.	Yes
Nebraska Environmental Protection Act	Neb. Rev. Stat., Chapter 81 Article 15			Yes

Table 1 – OU 1 ARARs and TBC Criteria (Continued)

Standard, Requirement, Criteria or Limitation	Citation	Description	Comments	Still Applicable?
Nebraska Surface Water Quality Standards	Neb. Adm. Rules & Regs., Title 117	Establishes water quality standards and criteria for the surface waters of the state.	Applicable because contaminated water is treated and discharged into surface waters.	Yes
Ground Water Quality Standards and Use Classification	Neb. Adm. Rules & Regs., Title 118	Provides groundwater remedial actions protocol for point source groundwater pollution; defines Remedial Action Classes (RACs) with basic requirements for remedial action.	Relevant and appropriate for remedial actions addressing groundwater pollution at this site.	Yes
Rules and Regulations Pertaining to the Issuance of Permits under the NPDES	Nebr. Adm. Rules & Regs., Title 119	Requires permit for discharging pollutants from a point source into the waters of the State.	Substantive requirements are applicable to point source discharges to surface water.	Yes
Effluent Guidelines and Standards	Neb. Adm. Rules & Regs., Title 121	Establishes point source effluent standards and secondary treatment standards for industries.	Applicable to point source discharges to surface water.	Yes
Design, Operation, and Maintenance of Wastewater Treatment Facilities	Neb. Adm. Rules & Regs., Title 123	Establishes procedures for the design, operation, and maintenance of wastewater treatment works, including the submittal of plans, receipt of construction permits, and construction and testing requirements.	Applicable for on-site treatment of extracted groundwater.	Yes

Table 1 – OU 1 ARARs and TBC Criteria (Continued)

Standard, Requirement, Criteria or Limitation	Citation	Description	Comments	Still Applicable?
Rules and Regulations Pertaining to the Management of Wastes	Neb. Adm. Rules & Regs., Title 126	Requires permits for licenses for various waste management activities and establishes policy for releases of oil or hazardous substances and remediation of such releases.	Substantive requirements for spills/releases and remediation of spills/releases are given in Title 118 and Title 128.	Yes
Rules and Regulations Governing Hazardous Waste Management in Nebraska	Neb. Adm. Rules & Regs., Title 128	Establishes procedures for notification of hazardous waste activity, identification and listing of hazardous wastes, generators, and operators of treatment, storage, and disposal facilities.	Substantive requirements that are the same or more stringent than 40 CFR 261, 262, 263, 264, 268, 270 are applicable.	Yes
Air Pollution Control Rules and Regulations	Neb. Adm. Rules & Regs., Title 129, Chapter 2	Defines “major source” of hazardous air pollutants and major stationary sources of other pollutants, including fugitive dust and other particulate emissions.	Applicable to remedial activities generating fugitive dust, and potentially applicable to remedial alternatives involving volatilization or incineration.	Yes
	Neb. Adm. Rules & Regs., Title 129, Chapter 20	Prohibits visible dust beyond the limits of the property line where handling, transportation, or construction is taking place.	Applicable to remedial activities generating fugitive dust.	Yes

Table 1 – OU 1 ARARs and TBC Criteria (Continued)

Standard, Requirement, Criteria or Limitation	Citation	Description	Comments	Still Applicable?
	Neb. Adm. Rules & Regs., Title 129, Chapter 39	Limits visible emissions from diesel- powered vehicles on public streets or highways.	Applicable only when diesel-powered vehicles used during remedial activities are on public streets or highways.	Yes
Regulations Governing Licensure of Water Well and Pump Installation Contractors and Certification of Water Well Drilling, Pump Installation, and Water Well Monitoring Supervisors	Neb. Adm. Rules & Regs., Title 178, Chapter 10	Contains rules governing the qualifications of contractors installing water wells.	Applicable for installation of monitoring wells, extraction of recovery wells, and the installation of pumps.	Yes
Regulations Governing Water Well Construction, Pump Installation, and Water Well Abandonment Standards	Neb. Adm. Rules & Regs., Title 178, Chapter 12	Contains rules governing water well construction and abandonment and pump installation.	Applicable for installation of monitoring wells, extraction or recovery wells, and the installation of pumps.	Yes

This page intentionally left blank.

Table 2 – OU 3 Action Specific and Location Specific ARARs and TBC Criteria

Action Specific
Excavation
Regulations to processing machines and equipment (NDEC Title 129 Chapter 4)
Dust generation during construction activities (NDEC Title 129 Chapter 17)
Disposal or decontamination of equipment, structures, etc. (40 CFR 264.114)
On-site health and safety for personnel during remedial actions (29 CFR 1910)
Closure and Post-Closure
Clean Closure (40 CFR 264.111)
Closure with Waste in Place (40 CFR 264.228)
Post-Closure Care (40 CFR 264.117)
Disposal of Soil
Hazardous Waste Determination (40 CFR 261)
Standards for generators (40 CFR 262)
Standards for transporters (40 CFR 263, NDEC Title 128, Ch 3 and Ch 17, and 49 CFR 171)
LDRs and Treatment Standards (40 CFR 268)
Location Specific
Executive Order 11988 (Floodplain Management) Evaluate potential effects of actions, avoid impacts to the extent possible (40 CFR 6, Appendix A).
Presence of those species listed in the Endangered Species Act (16 USC 1351 et seq.), the Fish and Wildlife Coordination Act (16 USC 661 et seq.), 40 CFR 6.302(h), 50 CFR 402, CWA 404, and 40 CFR 231.10(b), and RSN 37-430 to -438 as being rare, threatened or endangered.
Presence of farmlands as defined under 7 CFR 658.4 and 658.5 and the Farmland Protection Policy Act (7 USC 4201 et seg.)

Table 3 – OU 3 Chemical Specific ARARs and TBC Criteria

Nitrate Area
Lead
400 mg/kg – NDEQ TBC Guidance. Protective of Human Health under non-residential conditions.
Pistol Range
Lead
400 mg/kg – NDEQ TBC Guidance. Protective of Human Health under non-residential conditions.
RDX
52 mg/kg – Calculated Risk-based Cleanup Level
Sanitary Landfill
RDX
52 mg/kg – Calculated Risk-based Cleanup Level
Shop Area
Lead
400 mg/kg – NDEQ TBC Guidance. Protective of Human Health under non-residential conditions.
TCE and PCE
5 µg/L – Federal Maximum Contaminant Levels

APPENDIX I

2015 ECOLOGICAL RISK ASSESSMENT EVALUATION

This page intentionally left blank.

ECOLOGICAL RISK ISSUES

INTRODUCTION

The purpose of this Appendix is to evaluate whether changes in the ecological risk assessment (ERA) methodology and ecological screening levels since the 1996 ERA may affect the protectiveness of the remedy for the Cornhusker Army Ammunition Plant (CHAAP). The first item in this evaluation is a comparison of the methods used during the 1996 ERA versus currently acceptable ecological risk assessment methods. This evaluation also includes a comparison of the ecological screening levels (ESLs) used in the 1996 ERA with more current values. In the 1996 ERA, certain areas of the Site (the Nitrate Area, the Shop Area, the Pesticide/Fertilizer Storage Area and the Major Drainage Ditches) were considered to represent poor quality habitat where exceedances of ESLs would be less important. These areas were examined on May 22, 2015 by a field biologist to determine whether these characterizations are still considered accurate.

ORIGINAL 1996 ECOLOGICAL RISK ASSESSMENT

The original 1996 ERA consisted mostly of a screening of chemicals to determine those that might pose an ecological risk. In this screening, representative concentrations of chemicals detected on site were compared to ecological screening levels (ESLs), referred to as Toxicity Reference Values (TRVs) in the 1996 ERA. This comparison was done by dividing the representative concentration by the TRV to obtain an Environmental Effects Quotient (EEQ). Representative concentrations used for this comparison differ between media and include maximum detections, 95 % Upper Confidence Levels, and average concentrations while ESLs were selected from available scientific and legal sources. For the metals lead, mercury, selenium, and zinc, an additional effort was made to quantitate doses for food web exposures to deer mice, white-tailed deer and American robin.

The 1996 ERA found that the greatest potential for adverse ecological effects occurred in soil based on exposures to 2,4,6-TNT, aluminum, lead, silver, and thallium. Given habitat conditions at the locations of the detections, these did not appear to be a concern for the ecosystem at CHAAP. Lead in the Pistol Range soil and mercury in Shop Area soil werecited as posing significant risks. Polycyclic aromatic hydrocarbons (PAHs) in the Nitrate Ponds and atrazine and cyanide in Silver Creek surface water were suggested as having potential for adverse effects.

COMPARISON OF ECOLOGICAL RISK ASSESSMENT METHODS

The ERA performed in conjunction with the 1996 Remedial Investigation (RI) for CHAAP predates current USEPA guidance on the performance of ecological risk assessments. Current guidance includes the *Framework for Ecological Risk Assessment* (EPA/63-/R-92/001) and *Guidelines for Ecological Risk Assessment* (EPA/630/R-95/002F). The 1996 ERA was conducted in accordance with the USEPA guidance available at the time. Following these guidance documents, the ERA does go through the Step 2 Screening Level Exposure Estimate and Risk Calculation with some modifications that would represent refining of exposure circumstances and toxicity.

COMPARISON OF ECOLOGICAL SCREENING LEVELS

Collection of 1996 ERA Toxicity Reference Values

The 1996 ERA was reviewed to identify the ESLs used in the evaluation of ecological risks. The 1996 ERA identified the ESLs as Toxicity Reference Values (TRVs). This terminology is used to avoid possible confusion between the ERA screening values and the more current ESLs identified in this Appendix.

Soil - The TRVs used as ESLs in the 1996 ERA for surface soil are presented in Table 1. In the 1996 ERA, TRVs were available for effects on both terrestrial plants and earthworms. In Table 1, only the lower of the two values is presented for later comparison to newer values. The primary sources of the TRVs are USEPA soil Eco-SSLs. Where Eco-SSLs were not available, the secondary source was USEPA Region 5 ESL soil screening benchmarks. For aluminum, the Oak Ridge National Laboratories (ORNL) Plants Screening Benchmark was used. For hexahydro-1,3,5-trinitro-1,3,5-triazine (RDX), 2,4,6-trinitrotoluene (TNT), and Aroclor 1260, TRVs were based on values obtained from the literature.

For RDX, the lowest observed adverse effect level (LOAEL) from a study in plants by Cataldo *et al*. (1990) was used. Similarly, the Aroclor 1260 TRV was based on a LOAEL for earthworms (Talmadge and Opresko, 1995). The TRV for PCBs Aroclor 1254 and 1260 came from Will and Suter (1994).

Sediment - The TRVs for sediment in the 1996 ERA, as presented in Table 2, were selected based on the lowest value given in the USEPA Sediment Quality Criteria, the National Oceanic and Atmospheric Administration Sediment Quality Guidelines, Ontario Sediment Quality Guidelines, or sediment benchmarks (Hull and Suter, 1994).

Surface Water - Table 3 shows that TRVs for surface water were selected mainly from the Nebraska water quality criteria. Nebraska surface water quality criteria (SWQCs) were used in the 1996 ERA as the primary source of surface water ESLs. The

secondary source was the Federal Ambient Water Quality Criteria. Tertiary sources in literature and USEPA proposed values were used where no value was available in the primary or secondary sources. The Nebraska SWQCs for copper, lead, and zinc were hardness dependent and calculated based on a hardness value of 76.6 milligrams per liter (mg/L) $CaCO_3$ from the Nitrate Ponds.

Selection of Current ESLs

Soil – The selection of current ESLs for soil, detailed in Table 4, is based on a hierarchy of sources. The primary sources are the USEPA Eco-SSLs. If an Eco-SSL was not available, the USEPA Region 5 ESLs were the secondary source. The next source consisted of ORNL Screening Benchmarks. For RDX and 2,4,6-TNT, draft Eco-SSLs of 71 and 8.0 milligrams per kilogram (mg/kg) (Checkai *et al*., 2012) are used, respectively.

Water – The ESLs for sediment, examined in Table 5, uses the lowest of the Consensus Probable Effect Concentrations (PECs) and Threshold Effect Concentrations (TECs), and the USEPA Region 5 sediment ESLs as the basis for selection.

Sediment – The selection of the sediment ESLs, presented in Table 6, used a hierarchy of sources. The first source, also used as the primary source in selecting the 1996 ERA ESLs, is the Nebraska Water Quality Criteria (WQC). If available, the Nebraska WQC is used. IF not, the lower of the USEPA Region 5 surface water ESLs or the USEPA Region 3 BTAG screening levels is selected.

Comparison of 1996 ERA TRVs to Current ESLs

In Tables 7, 8, and 9, the TRVs and current ESLs are compared side-by-side for soil, sediment, and surface water, respectively.

Soil - Table 7 presents the comparisons of TRVs used as ESLs for soil in the 1996 ERA to the current ESLs selected above. Only two new ESLs are identified; the other ESLs are the same as the TRVs used in the 1996 ERA. New ESLs have been proposed for RDX and 2,4,6-TNT. Both the new ESLs, 71 mg/kg for RDX and 8 mg/kg for 2,4,6-TNT, are higher than the TRVs previously used.

Sediment – As shown in Table 8, most of the changes in ESLs in sediment have been decreases, which will produce increases in Environmental Effect Quotients (EEQs). Some of these increases are due to ESLs being promulgated for chemicals which had no screening levels in the 1996 ERA. Increases in risks for the other contaminants of potential ecological concern (COPECs) are relatively minor, with only two being more than two-fold changes.

Surface Water – Most of the surface water ESLs are taken from Nebraska WQCs, the same source used for deriving the 1996 ERA TRVs. Arsenic is the COPEC with the greatest increase in toxicity with its screening level dropping from 190 micrograms per liter (µg/L) to 16.7 µg/L. Other changes in ESLs are relatively minor, except for atrazine for which the TRV of 1 µg/L has been replaced by an ESL of 12 µg/L

Comparison of 1996 ERA EEQs to Current EEQs

EEQs have been re-calculated using the newly selected ESLs and compared to the EEQs presented in the 1996 ERA. The purpose of these comparisons is to screen individual Study Areas. Those with elevated EEQs based on the new ESLs may require further attention while the others may be cleared from further consideration. These comparisons are presented in Tables 10, 11, and 12 for soil, sediment, and surface water respectively.

Soil

Load Line 1 - The ESLs for RDX and 2,4,6-TNT are the only two values to change from those originally selected in the 1996 ERA TRVs. They are both less stringent than the 1996 ESLs, especially for the RDX ESL. The EEQ for RDX dropped from 0.082 to 0.012 while the EEQ for 2,4,6-TNT dropped slightly from 1.5 to 1.3. Lead and 2,4,6-TNT are the only two COPECs with EEQs greater than 1. The lead EEQ is 5.1 and the 2,4,6-TNT EEQ is 1.3. Exceedances of the lead EEQ occur in other Study Areas, including some, but not all of the load lines. EEQs for other COPECs at Load Line 1 are less than 1, indicating no potential for adverse ecological effects.

Load Line 2 – The change in ESL for 2,4,6-TNT results in a slight drop in the EEQ from 0.25 to 0.22. None of the COPECS at Load Line 2 have EEQs greater than 1.

Load Line 3 - The change in ESL for 2,4,6-TNT results in a slight drop in the EEQ from 0.14 to 0.12. None of the other ESLs or their resulting EEQs change. Barium, lead, and selenium have EEQs of 1.2, 4.4, and 3.6, respectively.

Load Line 4 - The change in ESL for 2,4,6-TNT results in a slight drop in the EEQ from 0.47 to 0.41. Selenium has an EEQ of 1.1.

Load Line 5 - The change in ESL for 2,4,6-TNT results in a slight drop in the EEQ from 0.037 to 0.033 Cadmium, lead, and zinc have EEQs of 7.1, 3.1, and 5.9, respectively.

Burning Grounds - With the increases in the ESLs for RDX and 2,4,6-TNT, the EEQ for RDX drops from 4.3 to 0.6 while the EEQ for 2,4,6-TNT drops slightly from 15 to 13. Copper, lead, and zinc have EEQs of 3.3, 2.4, and 12, respectively.

Abandoned Burning Area - No ESL has changed for this Study Area. Cadmium and lead have EEQs of 3.2 and 1.9, respectively.

Sanitary Landfill – The RDX and 2,4,6-TNT EEQs have dropped with the change in ESLs. The RDX EEQ has decreased from 0.32 to 0.045 while the 2,4,6-TNT EEQ has decreased from 0.061 to 0.053. These changes have no significant effect on ecological risks. Aluminum at 17,000 mg/kg has an EEQ of 340, but aluminum is a major naturally occurring metal in soil. Copper, lead, and zinc all have EEQs between 2.1 and 3.2. These are all trace metals that frequently occur naturally in association in soils. Vanadium, which has an EEQ of 18, is also a naturally occurring constituent in soil, but not an expected contaminant at CHAAP.

Pistol Range – As expected, the predominant COPEC at this Study Area is lead with an EEQ of 118. This Study Area with a 95%UCL of 1300 mg/kg lead has been remediated. Dibutyl phthalate, which may have been present in smokeless powder used in small arms cartridges, has an EEQ of 17. None of the EEQs for the other COPECs exceeds 1, and only the ESL for RDX has increased, decreasing the RDX EEQ by seven-fold.

Nitrate Area – None of the ESLs for this Study Area have changed. Chromium has an EEQ of 78 based on the ESL of 0.4 mg/kg. The USEPA Region 5 ESL is based on a study of earthworm exposure, which is not cited. It appears to be a common practice to set total chromium ESLs on the basis of studies where hexavalent chromium is the actual form used on an apparent assumption that all the chromium encountered in a medium may be hexavalent. This use of such studies results in a generally elevated estimate of risks. The other COPEC with an EEQ greater than 1 is lead, which has an EEQ of 5.2. All the other COPECs have EEQs less than 1 and no changes in their ESLs.

Gravel and Clay Pit Area – None of the ESLs have changed for the COPECs in this Study Area. The principal COPEC at this Study Area is thallium with an EEQ of 78. This result is almost certainly a false positive and should be disregarded. Results from the older inductively coupled plasma spectrometry (ICP-AES) have been shown to give a false positive result 99.9 percent of the time due to overlapping of emission lines of other metals (Chapnick *et al*., 2010). Thallium is actually a very infrequent contaminant at hazardous waste sites and is not an expected COPEC based on operations at this site. The other COPEC with an elevated EEQ is dibutyl phthalate.

Shop Area - The ESL for 2,4,6-TNT increased slightly while ESLs for the other COPECs remained the same. The principal COPECs at this Study Area are dibutyl phthalate (EEQ= 574), chromium (EEQ=130), and lead (EEQ=41). Dibutyl phthalate's use as a plasticizer and a component of solvents may account for its presence at this Study Area. Chromium risk, as previously discussed, is likely to be overestimated. Lead at 447 mg/kg may have been remediated. Mercury and zinc also show EEQs greater

than 1. This Study Area was identified as being poor habitat in the 1996 ERA and is being re-examined as part of this review effort.

North and South Magazine Area – The ESLs for silver and zinc, the COPECs in this Study Area, have not changed. The EEQ for zinc shows a slight exceedance at 2.4 while the EEQ for silver is less than 1.

Sewage Treatment Plants - Only the ESL for RDX has changed, resulting in a decrease in the associated EEQ. Total chromium is the principal COPEC with an EEQ of 60; as previously discussed, this risk is likely overestimated, especially in this case where organic materials in the sewage stream should contribute to reduction of hexavalent chromium to the relatively non-toxic trivalent form.

Pesticide/Fertilizer Storage Areas – None of the ESLs for COPECs at this Study Area have changed. EEQs between 2.6 and 8.5 occur for dibutyl phthalate, DDT, lead, and zinc. DDT is an expected contaminant in this Study Area. Dibutyl phthalate may also have been a component of materials used here. This Study Area was identified as being poor habitat in the 1996 ERA and is being re-examined as part of this review effort.

Major Drainage Ditches – None of the ESLs for COPECs in this Study Area have changed. The predominant COPEC is aluminum with an EEQ of 640. As previously discussed, aluminum is a major metal occurring naturally in the soil and not an expected contaminant from processed occurring at the Site. Chromium has an EEQ of 97; again as previously discussed, this EEQ likely represents a substantial overestimate of ecological risk. Copper, lead, and zinc have similar EEQs, and their tendency to occur in association in soil naturally has been previously mentioned.

Sediment

For sediment, mean and maximum concentrations were compared TRVs in the 1996 ERA to calculate EEQs.

Silver Creek – The EEQ for cyanide, the only COPEC in Silver Creek, drops slightly and is well below 1.

Nitrate Area - The major changes in EEQs are associated with anthracene and 2-methylnaphthalene. The anthracene EEQ drops from 293 for the mean and 533 for the maximum concentrations to 1.5 and 2.8, respectively. The 2-methylnaphthalene EEQ increases from 10 for the mean and 35 for the maximum to 20 and 69, respectively. Otherwise, EEQs for all the other COPECs are relatively low, indicating that there is little potential for ecological risks.

Surface Water

For surface water, mean and maximum concentrations were compared TRVs in the 1996 ERA to calculate EEQs.

Silver Creek – The only COPEC in Silver Creek with an EEQ greater than 1 in the 1996 ERA was atrazine, a common agricultural contaminant in the area not related to site operations. The EEQ decreases from 10 for the mean and 25 for the maximum concentrations in the 1996 ERA to 0.88 and 2.1 for the mean and maximum, respectively, with the current ESLs.

Nitrate Area – Most of the metals show EEQs above 1 in both the 1996 ERA and the current assessment. These elevated EEQs are all related to soil particles suspended in the samples, as evidenced by the high levels of iron (13.5 mg/L mean and 22 mg/L maximum detection) and are artifacts of turbidity.

INSPECTION OF FOUR STUDY AREAS FOR QUALITY OF HABITAT

The Shop Area, Pesticide/Fertilizer Storage Areas, Nitrate Area, and major drainage ditches were examined by a field biologist from the Omaha USACE District on May 22, 2015. The overall impression of these areas was that they are currently being used as industrial areas with little potential to support ecological receptors. Copies of the field observation reports and pictures for these areas are included in Attachment 1.

All of the areas were highly modified to accommodate industrial use. Buildings, gravel roads, abandoned vehicles, active vehicles, train repair stations, storage tanks and various impervious surfaces dominated the landscapes. The "natural" environment that exists between these developed areas primarily consists of a mixture of mostly opportunistic weedy species of varying strata. The habitat was highly fragmented and provides very little refuge or forage value for permanent or migratory fauna. More information is available on the data sheets that were filled out during the site investigation. Photos are also attached depicting typical views at the site.

Conclusions

While the 1996 ERA was not conducted according to current guidance, it was conducted in accordance with USEPA guidance available at the time. The ERA does meet the substantive requirements of a Screening Level Ecological Risk Assessment with some refinements.

The review of the CHAAP ERA has shown that ecological screening levels for soil all have the same values as in the original assessment, except for RDX and 2,4,6-trinitrotoluene. The screening levels for both of these have been raised, 2,4,6-TNT only slightly and RDX by seven-fold. Sediment screening levels were mostly different than original values, some going up and some down. Surface water screening levels were mostly taken from Nebraska water quality criteria and did not change.

While there are still a number of EEQs that exceed 1 for chemicals detected at CHAAP, it should be noted that these are screening values and screening level EEQs greater than 1 call for further evaluation, not necessarily remedial action. These values do not show a numerical probability of adverse effects or increased severity of effects (that is, a receptor exposed to a chemical with an EEQ of 10 may or may not have a greater probability of showing an adverse effect than a receptor exposed to a chemical with wn EEQ of 3 and the EEQ=10 exposed receptor may or may not show more severe or additional effects beyond those of the EEQ=3 exposed receptor).

At CHAAP, 19 of 23 metals in soil show EEQs slightly greater than 1 (1-10 range) that are the result of these chemicals being present at natural background levels. While noting that these may pose a risk, this is not due to contamination from the site and would not usually be subject to remediation. This review has found additional reasons why some of the chemicals with higher EEQs in the 1996 ERA do not pose a significant potential for ecological risks. **Soil** - The number of areas with significant EEQs is limited.

- The Pistol Range had 1,300 mg/kg lead with an EEQ of 118 and dibutyl phthalate, a component of smokeless powder, with an EEQ of 17.
- The Shop Area had 447 mg/kg lead and dibutyl phthalate with an EEQ of 574.
- The Shop Area, the Sewage Treatment Plants, and the major drainage ditches all had EEQs of 60 to 130 for effects of total chromium. The ESLs for total chromium are derived from studies where receptors are exposed to hexavalent chromium and thus are overestimates.
- The sanitary landfill and major drainage ditches show elevated EEQs due to aluminum and vanadium. Aluminum is one of the major metals naturally occurring in soil. Neither aluminum nor vanadium is expected to be a contaminant at CHAAP.
- Thallium with an EEQ of 86 was reported at the Gravel and Clay Pit Area. Thallium at the time the data was taken had a problem with spectral emission line interference from other elements that resulted in 99.9+ percent false positives. Thallium is actually a rare element at hazardous waste sites and would not have been used at CHAAP.
- Lead frequently gave EEQs between 2 and 5 at low levels that could not be dismissed as background in the ERA (20-50 mg/kg).
- Total chromium also gave some EEQs in the range of 60 to 90, using screening values based on dosing receptors with hexavalent chromium.

Sediment - The maximum detection of anthracene in sediment gave an EEQ of 533 in the ERA, but only 2.8 using the current screening level. 2-Methylnaphthalene and the common laboratory contaminant bis(2-ethyl hexyl) phthalate are the only two other

chemicals giving potentially significant EEQs. Neither of these is attributable to DOD operations.

Surface Water - Surface water samples had a number of COPECs with EEQs running from 2 to 115. RDX and 2,4,6-TNT were not present in the surface water. Most of the other COPECs were metals, except for atrazine, which is a widespread contaminant in the area due to agricultural use. High levels of the major soil metals aluminum and iron indicate that the surface water results are artifacts of turbidity.

There is no evidence of contaminants from DOD operations at CHAAP impacting surface water in Silver Creek or the Nitrate Area. Elevated metals EEQs in surface water from the Nitrate Area are the result of turbidity in the samples.

Overall, a review of the ERA, including comparison to current ecological screening levels, indicates that ecological risk issues do not affect the protectiveness of the remedy.

TABLES

TABLE 1
1996 ERA ECOLOGICAL SCREENING LEVELS FOR SOIL
Cornhusker Army Ammunition Plant, NE

Analyte	CAS Number	1996 ERA TRV	Source
Explosives			
Hexahydro-1,3,5-trinitro-1,3,5-triazine (RDX	121-82-4	10	LOAEL plants - Cataldo *et al*., 1990
Trinitrotoluene, 2,4,6-	118-96-7	7	LOAEL earthworm - Talmadge and Opresko, 1995
Semi-Volatile Organic Compounds			
Bis(2-ethylhexyl)phthalate	117-81-7	0.925	SO EPA R5 ESL Soil Screening Benchmark
Butyl Benzyl Phthlate	85-68-7	0.239	SO EPA R5 ESL Soil Screening Benchmark
Dibutyl Phthalate	84-74-2	0.15	SO EPA R5 ESL Soil Screening Benchmark
Diethyl Phthalate	84-66-2	24.8	SO EPA R5 ESL Soil Screening Benchmark
PCBs/Pesticides			
Aroclor 1260	11096-82-5	40	Will and Suter, 1994
DDD	72-54-8	0.758	SO EPA R5 ESL Soil Screening Benchmark
DDE, p,p'-	72-55-9	0.596	SO EPA R5 ESL Soil Screening Benchmark
DDT	50-29-3	0.021	Eco-SSL Mammalian Soil Screening Benchmark
Metals			
Aluminum	7429-90-5	50	ORNL Plants Screening Benchmark
Arsenic, Inorganic	7440-38-2	18	Eco-SSL Plants Soil Screening Benchmark
Barium	7440-39-3	330	Eco-SSL Inverts Soil Screening Benchmark
Beryllium and compounds	7440-41-7	21	Eco-SSL Mammalian Soil Screening Benchmark
Cadmium	7440-43-9	0.36	Eco-SSL Mammalian Soil Screening Benchmark
Chromium(III), Insoluble Salts	16065-83-1	26	Eco-SSL Avian Soil Screening Benchmark
Chromium, Total	16065-83-1	0.4	SO EPA R5 ESL Soil Screening Benchmark
Cobalt	7440-48-4	13	Eco-SSL Plants Soil Screening Benchmark
Copper	7440-50-8	13	Eco-SSL Plants Soil Screening Benchmark
Lead and Compounds	7439-92-1	11	Eco-SSL Avian Soil Screening Benchmark
Mercury (elemental)	7439-97-6	0.1	Eco-SSL Inverts Soil Screening Benchmark
Nickel Soluble Salts	7440-02-0	38	Eco-SSL Plants Soil Screening Benchmark
Selenium	7782-49-2	0.52	Eco-SSL Plants Soil Screening Benchmark
Silver	7440-22-4	4.2	Eco-SSL Avian Soil Screening Benchmark
Thallium (Soluble Salts)	7440-28-0	1	Eco-SSL Plants Soil Screening Benchmark
Vanadium and Compounds	7440-62-2	2	Eco-SSL Plants Soil Screening Benchmark
Zinc (Metallic)	7440-66-6	46	Eco-SSL Avian Soil Screening Benchmark

All concentrations given in milligrams per kilogram.

TABLE 2
1996 ERA ECOLOGICAL SCREENING LEVELS FOR SEDIMENT
Cornhusker Army Ammunition Plant, NE

Analyte	CAS Number	1996 ERA TRV	Source
Volatile Organic Compounds			
Methyl Ethyl Ketone	78-93-3	NA	
Toluene	108-88-3	0.67	USEPA SQC
Semi-Volatile Organic Compounds			
Bis(2-ethylhexyl)phthalate	117-81-7	NA	
Butyl Benzyl Phthlate	85-68-7	11	USEPA SQC
Cresol, p-	106-44-5	NA	
Polycyclic Aromatic Hydrocarbons			
Anthracene	83-32-9	0.0003	Sediment Benchmarks Hull& Suter
Benzo(a)anthracene	56-55-3	0.108	Sediment Benchmarks Hull& Suter
Benzo(a)pyrene	50-32-8	0.14	Sediment Benchmarks Hull& Suter
Benzo(b)fluorathene	205-99-2	NA	
Chrysene	218-01-9	0.34	OMEE Sediment Guidelines
Fluoranthene	206-44-0	0.6	NOAA SQC ER-L
Methylnaphthalene, 2-	91-57-6	0.07	NOAA SQC ER-L
Naphthalene	91-20-3	0.16	NOAA SQC ER-L
Phenanthrene	85-01-8	0.24	NOAA SQC ER-L
Pyrene	129-00-0	0.49	OMEE Sediment Guidelines
Inorganics			
Beryllium and compounds	7440-41-7	NA	
Chromium, Total	16065-83-1	26	OMEE Sediment Guidelines
Cyanide	7440-50-8	0.1	Sediment Benchmarks Hull& Suter
Lead and Compounds	7439-92-1	31	OMEE Sediment Guidelines
Nitrite/Nitrate	7439-97-6	NA	
Zinc (Metallic)	7440-66-6	120	OMEE Sediment Guidelines

All concentrations given in milligrams per kilogram.

TABLE 3
1996 ERA ECOLOGICAL SCREENING LEVELS FOR SURFACE WATER
Cornhusker Army Ammunition Plant, NE

Analyte	CAS Number	1996 ERA	Source
Atrazine	1212-24-9	1	Nebraska WQC
Bis(2-ethylhexyl)phthalate	117-81-7	32.2	Aquatic Screening Benchmark
Aluminum	7429-90-5	87	Nebraska WQC
Antimony (metallic)	7439-89-6	30	AWQC
Arsenic, Inorganic	7440-38-2	190	Nebraska WQC
Chromium, Total	16065-83-1	11	AWQC
Cobalt	7440-48-4	3.06	Aquatic Screening Benchmark
Copper	7440-50-8	9.4	AWQC
Iron		1000	
Lead and Compounds	7439-92-1	2.3	Nebraska WQC
Vanadium and Compounds	7440-62-2	19.1	Aquatic Screening Benchmark
Zinc (Metallic)	7440-66-6	84.6	AWQC

All concentrations given in micrograms per liter.

TABLE 4
SELECTION OF CURRENT ECOLOGICAL SCREENING LEVELS FOR SOIL
Cornhusker Army Ammunition Plant, NE

Analyte	CAS Number	Eco-SSL Avian	Eco-SSL Inverts	Eco-SSL Mammal	ECO-SSL Plant	USEPA Region 5 ESL	ORNL Inverts	ORNL Microbes	ORNL Plants	Other	Ecological Screening Level
Explosives											
Hexahydro-1,3,5-trinitro-1,3,5-triazine (RDX	121-82-4									71	71
Trinitrotoluene, 2,4,6-	118-96-7									8	8
Semi-Volatile Organic Compounds											
Bis(2-ethylhexyl)phthalate	117-81-7					0.925					0.925
Butyl Benzyl Phthlate	85-68-7					0.239					0.239
Dibutyl Phthalate	84-74-2					0.15					0.15
Diethyl Phthalate	84-66-2					24.8					24.8
PCBs/Pesticides											
Aroclor 1260	11096-82-5					0.758			40		40
DDE, p,p'-	72-55-9					0.596					0.596
DDT	50-29-3			0.021							0.021
Metals											
Aluminum	7429-90-5								50		50
Arsenic, Inorganic	7440-38-2				18						18
Barium	7440-39-3		330								330
Beryllium and compounds	7440-41-7			21							21
Cadmium	7440-43-9			0.36							0.36
Chromium(III), Insoluble Salts	16065-83-1	26									26
Chromium, Total	16065-83-1					0.4					0.4
Cobalt	7440-48-4				13						13
Copper	7440-50-8				13						13
Lead and Compounds	7439-92-1	11									11
Mercury (elemental)	7439-97-6		0.1								0.1
Nickel Soluble Salts	7440-02-0				38						38
Selenium	7782-49-2				0.52						0.52
Silver	7440-22-4	4.2									4.2
Thallium (Soluble Salts)	7440-28-0				1						1
Vanadium and Compounds	7440-62-2				2						2
Zinc (Metallic)	7440-66-6	46									46

All concentrations given in milligrams per kilogram.

[1]Checkai, Draft Plant Based EcoSSL

[2]Checkai, Draft Plant Based EcoSSL

TABLE 5
SELECTION OF CURRENT ECOLOGICAL SCREENING LEVELS FOR SEDIMENT
Cornhusker Army Ammunition Plant, NE

Analyte	CAS Number	Consensus PEC	Consensus TEC	SD EPA R5 ESL	Ecological Screening Level
Volatile Organic Compounds					
Methyl Ethyl Ketone	78-93-3			0.0424	0.0424
Toluene	108-88-3			1.22	1.22
Semi-Volatile Organic Compounds					
Bis(2-ethylhexyl)phthalate	117-81-7			0.182	0.182
Butyl Benzyl Phthlate	85-68-7			1.97	1.97
Cresol, p-	106-44-5			0.0202	0.0202
Polycyclic Aromatic Hydrocarbons					
Anthracene	83-32-9	0.845	0.0572		0.0572
Benzo(a)anthracene	56-55-3	1.05	0.108		0.108
Benzo(a)pyrene	50-32-8	1.45	0.15		0.15
Benzo(b)fluorathene	205-99-2			10.4	10.4
Chrysene	218-01-9	1.29	0.166		0.166
Fluoranthene	206-44-0	2.23	0.423		0.423
Methylnaphthalene, 2-	91-57-6			0.0202	0.0202
Naphthalene	91-20-3	0.561	0.176		0.176
Phenanthrene	85-01-8	1.17	0.204		0.204
Pyrene	129-00-0	1.52	0.195		0.195
Inorganics					
Beryllium and compounds	7440-41-7				NV
Chromium, Total	16065-83-1	111	43.4	43.4	43.4.
Cyanide	7440-50-8			0.0001	0.0001
Lead and Compounds	7439-92-1	128	35.8	35.8	35.8
Nitrite/Nitrate	7439-97-6				NV
Zinc (Metallic)	7440-66-6	459	121	121	121

All concentrations given in milligrams per kilogram.

TABLE 6
SELECTION OF CURRENT ECOLOGICAL SCREENING LEVELS FOR SURFACE WATER
Cornhusker Army Ammunition Plant, NE

Analyte	CAS Number	Nebraska WQC	SW EPA R5 ESL	EPA R3 BTAG	Ecological Screening Level
Atrazine	1212-24-9	12		1.8	12
Bis(2-ethylhexyl)phthalate	117-81-7	22	0.3	16	22
Aluminum	7429-90-5	87		87	87
Antimony (metallic)	7439-89-6	30	80	30	30
Arsenic, Inorganic	7440-38-2	16.7	148	5	16.7
Chromium, Total	16065-83-1	12	42	85	12
Cobalt	7440-48-4		24	23	23
Copper	7440-50-8	7.13	1.58	9	7.13
Iron		1000		300	1000
Lead and Compounds	7439-92-1	1.88	1.17	2.5	1.88
Vanadium and Compounds	7440-62-2	20	12	20	20
Zinc (Metallic)	7440-66-6	104.4	65.7	120	104.4

All concentrations given in micrograms per liter.
Cu, Pb, and Zn Nebraska WQCs calculated on basis of 76.6 hardness using equations:

Cu WQC = 0.96*e^(0.8545*ln(hardness)-1.702

Pb WQC = (1.46203-0.145712*ln(hardness))*1.275*e^(ln(hardness)-4.705)

Zn WQC = 0.986*e^(0.8473*ln(hardness)+0.884)

TABLE 7
COMPARISON OF1996 ERA TRVs TO CURRENT ESLs FOR SOIL
Cornhusker Army Ammunition Plant, NE

Analyte	CAS Number	1996 SLERA ESLs	Ecological Screening Level	Change in Risk?
Explosives				
Hexahydro-1,3,5-trinitro-1,3,5-triazine (RDX	121-82-4	10	71	Decreased risk
Trinitrotoluene, 2,4,6-	118-96-7	7	8	Decreased risk
Semi-Volatile Organic Compounds				
Bis(2-ethylhexyl)phthalate	117-81-7	0.925	0.925	No change
Butyl Benzyl Phthlate	85-68-7	0.239	0.239	No change
Dibutyl Phthalate	84-74-2	0.15	0.15	No change
Diethyl Phthalate	84-66-2	24.8	24.8	No change
PCBs/Pesticides				
Aroclor 1260	11096-82-5	40	40	No change
DDD	72-54-8	0.758	0.758	No change
DDE, p,p'-	72-55-9	0.596	0.596	No change
DDT	50-29-3	0.021	0.021	No change
Metals				
Aluminum	7429-90-5	50	50	No change
Arsenic, Inorganic	7440-38-2	18	18	No change
Barium	7440-39-3	330	330	No change
Beryllium and compounds	7440-41-7	21	21	No change
Cadmium	7440-43-9	0.36	0.36	No change
Chromium(III), Insoluble Salts	16065-83-1	26	26	No change
Chromium, Total	16065-83-1	0.4	0.4	No change
Cobalt	7440-48-4	13	13	No change
Copper	7440-50-8	13	13	No change
Lead and Compounds	7439-92-1	11	11	No change
Mercury (elemental)	7439-97-6	0.1	0.1	No change
Nickel Soluble Salts	7440-02-0	38	38	No change
Selenium	7782-49-2	0.52	0.52	No change
Silver	7440-22-4	4.2	4.2	No change
Thallium (Soluble Salts)	7440-28-0	1	1	No change
Vanadium and Compounds	7440-62-2	2	2	No change
Zinc (Metallic)	7440-66-6	46	46	No change

All concentrations given in milligrams per kilogram.

TABLE 8
COMPARISON OF1996 ERA TRVs TO CURRENT ESLs FOR SEDIMENT
Cornhusker Army Ammunition Plant, NE

Analyte	CAS Number	1996 ERA TRVs	Ecological Screening Level	Change in Risk?
Volatile Organic Compounds				
Methyl Ethyl Ketone	78-93-3	NA	0.0424	Increased risk
Toluene	108-88-3	0.67	1.22	Decreased risk
Semi-Volatile Organic Compounds				
Bis(2-ethylhexyl)phthalate	117-81-7	NA	0.182	Increased risk
Butyl Benzyl Phthlate	85-68-7	11	1.97	Increased risk
Cresol, p-	106-44-5	NA	0.0202	Increased risk
Polycyclic Aromatic Hydrocarbons				
Anthracene	83-32-9	0.0003	0.0572	Decreased risk
Benzo(a)anthracene	56-55-3	0.108	0.108	No change
Benzo(a)pyrene	50-32-8	0.14	0.15	Decreased risk
Benzo(b)fluorathene	205-99-2	NA	10.4	Increased risk
Chrysene	218-01-9	0.34	0.166	Increased risk
Fluoranthene	206-44-0	0.6	0.423	Increased risk
Methylnaphthalene, 2-	91-57-6	0.07	0.0202	Increased risk
Naphthalene	91-20-3	0.16	0.176	Decreased risk
Phenanthrene	85-01-8	0.24	0.204	Increased risk
Pyrene	129-00-0	0.49	0.195	Increased risk
Inorganics				
Beryllium and compounds	7440-41-7	NA	NA	NA
Chromium, Total	16065-83-1	26	43.4.	Decreased risk
Cyanide	7440-50-8	0.1	0.1	No change
Lead and Compounds	7439-92-1	31	35.8	Decreased risk
Nitrite/Nitrate	7439-97-6	NA	NA	NA
Zinc (Metallic)	7440-66-6	120	121	Decreased risk

All concentrations given in milligrams per kilogram.

TABLE 9
COMPARISON OF1996 ERA TRVs TO CURRENT ESLs FOR SURFACE WATER
Cornhusker Army Ammunition Plant, NE

Analyte	CAS Number	1996 ERA TRVs	Ecological Screening Level	Change in Risk?
Organics				
Atrazine	1212-24-9	1	12	Decreased risk
Bis(2-ethylhexyl)phthalate	117-81-7	32.2	22	Increased risk
Metals				
Aluminum	7429-90-5	87	87	No change
Antimony (metallic)	7439-89-6	30	30	No change
Arsenic, Inorganic	7440-38-2	190	16.7	Increased risk
Chromium, Total	16065-83-1	11	12	Decreased risk
Cobalt	7440-48-4	3.06	23	Decreased risk
Copper	7440-50-8	9.4	7.13	Increased risk
Iron		1000	1000	No change
Lead and Compounds	7439-92-1	2.3	1.88	Increased risk
Vanadium and Compounds	7440-62-2	19.1	20	Decreased risk
Zinc (Metallic)	7440-66-6	84.6	104	Decreased risk

All concentrations given in micrograms per liter.

TABLE 10
COMPARISON OF1996 ERA TO CURRENT ENVIRONMENTAL EFFECT QUOTIENTS FOR SOIL
Cornhusker Army Ammunition Plant, NE

Analyte	CAS Number	95%UCL	1996 ERA TRVs	Ecological Screening Level	Mean	
					1996 ERA EEQ	Current EEQ
Load Line 1						
Explosives						
Hexahydro-1,3,5-trinitro-1,3,5-triazine (RDX	121-82-4	0.824	10	71	0.082	0.012
Trinitrotoluene, 2,4,6-	118-96-7	10.5	7	8	1.5	1.3
Metals						
Lead and Compounds	7439-92-1	56.1	11	11	5.1	5.1
Silver	7440-22-4	1.26	4.2	4.2	0.30	0.30
Load Line 2						
Explosives						
Trinitrotoluene, 2,4,6-	118-96-7	1.74	7	8	0.25	0.22
Metals						
Mercury (elemental)	7439-97-6	0.03	0.1	0.1	0.30	0.30
Selenium	7782-49-2	0.284	0.52	0.52	0.55	0.55
Silver	7440-22-4	0.725	4.2	4.2	0.17	0.17
Load Line 3						
Explosives						
Trinitrotoluene, 2,4,6-	118-96-7	0.958	7	8	0.14	0.12
Metals						
Barium	7440-39-3	389	330	330	1.2	1.2
Lead and Compounds	7439-92-1	48	11	11	4.4	4.4
Mercury (elemental)	7439-97-6	0.025	0.10	0.10	0.25	0.25
Selenium	7782-49-2	1.88	0.52	0.52	3.6	3.6
Silver	7440-22-4	0.841	4.2	4.2	0.20	0.20
Load Line 4						
Explosives						
Trinitrotoluene, 2,4,6-	118-96-7	3.3	7	8.0	0.47	0.41
Metals						
Mercury (elemental)	7439-97-6	0.066	0.1	0.1	0.66	0.66
Selenium	7782-49-2	0.594	0.52	0.52	1.1	1.1
Silver	7440-22-4	0.395	4.2	4.2	0.094	0.094
Load Line 5						
Explosives						
Trinitrotoluene, 2,4,6-	118-96-7	0.262	7	8	0.037	0.033
Metals						
Arsenic, Inorganic	7440-38-2	6.67	18	18	0.37	0.37
Barium	7440-39-3	244	330	330	0.74	0.74
Cadmium	7440-43-9	2.57	0.36	0.36	7.1	7.1

TABLE 10
COMPARISON OF1996 ERA TO CURRENT ENVIRONMENTAL EFFECT QUOTIENTS FOR SOIL
Cornhusker Army Ammunition Plant, NE

Analyte	CAS Number	95%UCL	1996 ERA TRVs	Ecological Screening Level	Mean	
					1996 ERA EEQ	Current EEQ
Lead and Compounds	7439-92-1	34	11	11	3.1	3.1
Silver	7440-22-4	2.19	4.2	4.2	0.52	0.52
Zinc (Metallic)	7440-66-6	271	46	46	5.9	5.9
Burning Grounds						
Explosives						
Hexahydro-1,3,5-trinitro-1,3,5-triazine (RDX	121-82-4	42.5	10	71	4.3	0.60
Trinitrotoluene, 2,4,6-	118-96-7	106	7	8	15	13
Metals						
Copper	7440-50-8	42.5	13	13	3.3	3.3
Lead and Compounds	7439-92-1	26.9	11	11	2.4	2.4
Mercury (elemental)	7439-97-6	0.09	0.10	0.10	0.90	0.90
Silver	7440-22-4	0.324	4.2	4.2	0.077	0.077
Zinc (Metallic)	7440-66-6	549	46	46	12	12
Abandoned Burning Area						
Metals						
Cadmium	7440-43-9	1.15	0.36	0.36	3.2	3.2
Lead and Compounds	7439-92-1	21	11	11	1.9	1.9
Selenium	7782-49-2	0.404	0.52	0.52	0.78	0.78
Sanitary Landfill						
Explosives						
Hexahydro-1,3,5-trinitro-1,3,5-triazine (RDX	121-82-4	3.17	10	71	0.32	0.045
Trinitrotoluene, 2,4,6-	118-96-7	0.426	7	8	0.061	0.053
Metals						
Aluminum	7429-90-5	17000	50	50	340	340
Arsenic, Inorganic	7440-38-2	8.14	18	18	0.45	0.45
Barium	7440-39-3	287	330	330	0.87	0.87
Copper	7440-50-8	28.9	13	13	2.2	2.2
Lead and Compounds	7439-92-1	24.5	11	11	2.2	2.2
Mercury (elemental)	7439-97-6	0.323	0.1	0.1	3.2	3.2
Nickel Soluble Salts	7440-02-0	20.5	38	38	0.54	0.54
Selenium	7782-49-2	0.772	0.52	0.52	1.5	1.5
Silver	7440-22-4	0.306	4.2	4.2	0.073	0.073
Vanadium and Compounds	7440-62-2	36.7	2	2	18	18
Zinc (Metallic)	7440-66-6	94.6	46	46	2.1	2.1
Pistol Range						
Explosives						
Hexahydro-1,3,5-trinitro-1,3,5-triazine (RDX	121-82-4	0.525	10	71	0.053	0.007
Semi-Volatile Organic Compounds						

TABLE 10
COMPARISON OF1996 ERA TO CURRENT ENVIRONMENTAL EFFECT QUOTIENTS FOR SOIL
Cornhusker Army Ammunition Plant, NE

Analyte	CAS Number	95%UCL	1996 ERA TRVs	Ecological Screening Level	Mean	
					1996 ERA EEQ	Current EEQ
Dibutyl Phthalate	84-74-2	2.54	0.15	0.15	17	17
Metals						
Arsenic, Inorganic	7440-38-2	4.58	18	18	0.25	0.25
Beryllium and compounds	7440-41-7	1.21	21	21	0.058	0.058
Lead and Compounds	7439-92-1	1300	11	11	118	118
Mercury (elemental)	7439-97-6	0.037	0.1	0.1	0.37	0.37
Selenium	7782-49-2	0.366	0.52	0.52	0.70	0.70
Nitrate Area						
Semi-Volatile Organic Compounds						
Bis(2-ethylhexyl)phthalate	117-81-7	0.436	0.93	0.93	0.47	0.47
Butyl Benzyl Phthlate	85-68-7	0.066	0.24	0.24	0.28	0.28
Diethyl Phthalate	84-66-2	0.118	25	25	0.0048	0.0048
PCBs/Pesticides						
Aroclor 1260	11096-82-5	0.147	40	40	0.0037	0.0037
Metals						
Chromium, Total	16065-83-1	31.1	0.40	0.40	78	78
Lead and Compounds	7439-92-1	57.5	11	11	5.2	5.2
Mercury (elemental)	7439-97-6	0.047	0.10	0.10	0.47	0.47
Selenium	7782-49-2	0.165	0.52	0.52	0.32	0.32
Silver	7440-22-4	0.454	4.2	4.2	0.11	0.11
Zinc (Metallic)	7440-66-6	131	46	46	2.8	2.8
Gravel and Clay Pit Area						
Semi-Volatile Organic Compounds						
Dibutyl Phthalate	84-74-2	2.63	0.15	0.15	18	18
Metals						
Mercury (elemental)	7439-97-6	0.021	0.1	0.1	0.21	0.21
Thallium (Soluble Salts)	7440-28-0	86.1	1	1	86	86
Shop Area						
Explosives						
Trinitrotoluene, 2,4,6-	118-96-7	0.565	7	8	0.081	0.071
Semi-Volatile Organic Compounds						
Bis(2-ethylhexyl)phthalate	117-81-7	0.021	0.925	0.925	0.023	0.023
Dibutyl Phthalate	84-74-2	86.1	0.15	0.15	574	574
PCBs/Pesticides						
Aroclor 1254		2.5	40	40	0.063	0.063
Aroclor 1260	11096-82-5	0.57	40	40	0.014	0.014
DDT	50-29-3	0.011	0.021	0.021	0.52	0.52
Metals						
Cadmium	7440-43-9	2.43	0.36	0.36	6.8	6.8

TABLE 10
COMPARISON OF1996 ERA TO CURRENT ENVIRONMENTAL EFFECT QUOTIENTS FOR SOIL
Cornhusker Army Ammunition Plant, NE

Analyte	CAS Number	95%UCL	1996 ERA TRVs	Ecological Screening Level	Mean	
					1996 ERA EEQ	Current EEQ
Chromium, Total	16065-83-1	51.8	0.40	0.40	130	130
Lead and Compounds	7439-92-1	447	11	11	41	41
Mercury (elemental)	7439-97-6	0.461	0.10	0.10	4.6	4.6
Selenium	7782-49-2	0.261	0.52	0.52	0.50	0.50
Silver	7440-22-4	0.904	4.2	4.2	0.22	0.22
Zinc (Metallic)	7440-66-6	569	46	46	12	12
North and South Magazine Area						
Metals						
Silver	7440-22-4	1.13	4.2	4.2	0.27	0.27
Zinc (Metallic)	7440-66-6	110	46	46	2.4	2.4
Sewage Treatment Plants						
Explosives						
Hexahydro-1,3,5-trinitro-1,3,5-triazine (RDX	121-82-4	0.295	10	71	0.030	0.0042
Metals						
Arsenic, Inorganic	7440-38-2	11.7	18	18	0.65	0.65
Barium	7440-39-3	374	330	330	1.1	1.1
Cadmium	7440-43-9	1.84	0.36	0.36	5.1	5.1
Chromium, Total	16065-83-1	23.8	0.4	0.4	60	60
Copper	7440-50-8	62.1	13	13	4.8	4.8
Lead and Compounds	7439-92-1	68	11	11	6.2	6.2
Mercury (elemental)	7439-97-6	0.348	0.1	0.1	3.5	3.5
Selenium	7782-49-2	1.89	0.52	0.52	3.6	3.6
Silver	7440-22-4	79.1	4.2	4.2	19	19
Zinc (Metallic)	7440-66-6	388	46	46	8.4	8.4
Pesticide/Fertilizer Storage Areas						
Semi-Volatile Organic Compounds						
Dibutyl Phthalate	84-74-2	1.28	0.15	0.15	8.5	8.5
Diethyl Phthalate	84-66-2	0.31	25	25	0.013	0.013
PCBs/Pesticides						
DDD	72-54-8	0.094	0.76	0.76	0.12	0.12
DDE, p,p'-	72-55-9	0.025	0.60	0.60	0.042	0.042
DDT	50-29-3	0.146	0.021	0.021	7.0	7.0
Metals						
Lead and Compounds	7439-92-1	94	11	11	8.5	8.5
Mercury (elemental)	*7439-97-6*	0.05	0.10	0.10	0.50	0.50
Zinc (Metallic)	7440-66-6	119	46	46	2.6	2.6
Major Drainage Ditches						
PCBs/Pesticides						

TABLE 10
COMPARISON OF1996 ERA TO CURRENT ENVIRONMENTAL EFFECT QUOTIENTS FOR SOIL
Cornhusker Army Ammunition Plant, NE

Analyte	CAS Number	95%UCL	1996 ERA TRVs	Ecological Screening Level	Mean	
					1996 ERA EEQ	Current EEQ
DDT	50-29-3	0.0085	0.021	0.021	0.40	0.40
Metals						
Aluminum	7429-90-5	32000	50	50	640	640
Cadmium	7440-43-9	1.52	0.36	0.36	4.2	4.2
Chromium, Total	16065-83-1	38.8	0.4	0.4	97	97
Cobalt	7440-48-4	40.3	13	13	3.1	3.1
Copper	7440-50-8	28.1	13	13	2.2	2.2
Lead and Compounds	7439-92-1	25	11	11	2.3	2.3
Mercury (elemental)	*7439-97-6*	*0.0338*	0.10	0.10	0.34	0.34
Silver	*7440-22-4*	*1.09*	4.2	4.2	0.26	0.26
Vanadium and Compounds	*7440-62-2*	*84.8*	2.0	2.0	42	42
Zinc (Metallic)	7440-66-6	133	46	46	2.9	2.9

All concentrations given in milligrams per kilogram.

TABLE 11
COMPARISON OF1996 ERA TO CURRENT ENVIRONMENTAL EFFECT QUOTIENTS FOR SEDIMENT
Cornhusker Army Ammunition Plant, NE

Analyte	CAS Number	Mean	Maximum	1996 ERA TRVs	Ecological Screening Level	Mean		Maximum	
						1996 ERA EEQ	Current EEQ	1996 ERA EEQ	Current EEQ
Silver Creek									
Inorganics									
Cyanide	7439-92-1	0.76	1.88	31	35.8	0.025	0.021	0.061	0.053
Nitrate Area									
Volatile Organic Compounds									
Methyl Ethyl Ketone	78-93-3	0.005	0.008	NA	0.0424	-	0.12	-	0.19
Toluene	108-88-3	0.008	0.011	0.67	1.22	0.012	0.0066	0.016	0.0090
Semi-Volatile Organic Compounds									
Bis(2-ethylhexyl)phthalate	117-81-7	0.748	1.3	NA	0.182	-	**4.1**	-	**7.14**
Butyl Benzyl Phthlate	85-68-7	0.243	0.47	11	1.97	0.022	0.12	0.043	0.24
Cresol, p-	106-44-5	1.43	2.7	NA	0.0202	-	**71**	-	134
Polycyclic Aromatic Hydrocarbons									
Anthracene	83-32-9	0.088	0.16	0.0003	0.0572	**293**	**1.5**	**533**	**2.8**
Benzo(a)anthracene	56-55-3	0.143	0.27	0.108	0.108	**1.3**	**1.3**	**2.5**	**2.5**
Benzo(a)pyrene	50-32-8	0.078	0.14	0.14	0.15	0.56	0.52	1.0	0.93
Benzo(b)fluorathene	205-99-2	0.163	0.31	NA	10.4	-	0.016	-	0.030
Chrysene	218-01-9	0.295	0.48	0.34	0.166	0.87	**1.8**	**1.4**	**2.9**
Fluoranthene	206-44-0	0.511	0.98	0.6	0.423	0.85	**1.2**	**1.6**	**2.3**
Methylnaphthalene, 2-	91-57-6	0.708	1.4	0.07	0.0202	**10**	**35**	**20**	**69**
Naphthalene	91-20-3	0.658	1.3	0.16	0.176	**4.1**	**3.7**	**8.1**	**7.4**
Phenanthrene	85-01-8	0.436	0.86	0.24	0.204	**1.8**	**2.1**	**3.6**	**4.2**
Pyrene	129-00-0	0.558	1.1	0.49	0.195	**1.1**	**2.9**	**2.2**	**5.6**
Inorganics									
Beryllium and compounds	7440-41-7	0.99	1.73	NA	NA	-	-	-	-
Chromium, Total	16065-83-1	38.7	51.5	26	43.4.	**1.5**	-	**2.0**	-
Lead and Compounds	7439-92-1	33.5	42	31	35.8	**1.1**	0.94	**1.4**	**1.2**
Nitrite/Nitrate	7439-97-6	2.5	4.7	NA	NA	-	-	-	-
Zinc (Metallic)	7440-66-6	189	248	120	121	**1.6**	**1.6**	**2.1**	**2.0**

All concentrations given in milligrams per kilogram.

TABLE 12
COMPARISON OF1996 ERA TO CURRENT ENVIRONMENTAL EFFECT QUOTIENTS FOR SURFACE WATER
Cornhusker Army Ammunition Plant, NE

Analyte	CAS Number	Mean	Maximum	1996 ERA ESLs	Ecological Screening Level	Mean		Maximum	
						1996 ERA EEQ	Current EEQ	1996 ERA EEQ	Current EEQ
Silver Creek									
Organics									
Atrazine	1212-24-9	10.6	25	1	12	**10.6**	0.88	**25**	**2.1**
Bis(2-ethylhexyl)phthalate	117-81-7	1.23	3.2	32.2	22	0.038	0.056	0.099	0.15
Metals									
Arsenic, Inorganic	7440-38-2	10.5	12.5	190	16.7	0.055	0.63	0.066	0.75
Nitrate Area									
Bis(2-ethylhexyl)phthalate	117-81-7	1.23	3.2	32.2	22	0.038	0.056	0.10	0.15
Metals									
Aluminum	7429-90-5	6930	10000	87	87	**80**	**80**	**115**	**115**
Antimony (metallic)	7439-89-6	51.9	91.3	30	30	**1.7**	**1.7**	**3.0**	**3.0**
Arsenic, Inorganic	7440-38-2	5.29	5.45	190	16.7	0.028	0.32	0.029	0.33
Chromium, Total	16065-83-1	103	156	11	12	**9.4**	**8.6**	**14**	**13**
Cobalt	7440-48-4	9.3	13.2	3.06	23	**3.0**	0.40	**4.3**	0.57
Copper	7440-50-8	43.3	58.6	9.4	7.13	**4.6**	**6.1**	**6.2**	**8.2**
Iron		13500	22000	1000	1000	**14**	**14**	**22**	**22**
Lead and Compounds	7439-92-1	43.4	65	2.3	1.88	**19**	**23**	**28**	**35**
Vanadium and Compounds	7440-62-2	26.8	38.4	19.1	20	**1.4**	**1.3**	**2.0**	**1.9**
Zinc (Metallic)	7440-66-6	314	433	84.6	104.4	**3.7**	**3.0**	**5.1**	**4.1**

All concentrations given in micrograms per liter.
Bold EEQs are greater than 1.

ATTACHMENT 1

Field Observation Report

Cornhusker
22 MAY 15

Drainage Ditch

II. TERRESTRIAL HABITAT CHECKLIST

IIA. WOODED

1. Are there any wooded areas at the site? ☑ yes ☐ no If no, go to Section IIB: Shrub/Scrub.

2. What percentage or area of the site is wooded? (<5 % _____ acres). Indicate the wooded area on the site map which is attached to a copy of this checklist. Please identify what information was used to determine the wooded area of the site.

   Ocular estimate

3. What is the dominant type of vegetation in the wooded area? (Circle one: Evergreen/Deciduous/Mixed) Provide a photograph, if available.

   Dominant plant, if known: Siberian Elm, cottonwood

4. What is the predominant size of the trees at the site? Use diameter at breast height.

   ☑ 0-6 in. ☐ 6-12 in. ☐ > 12 in.

5. Specify type of understory present, if known. Provide a photograph, if available.

   Brome

IIB. SHRUB/SCRUB

1. Is shrub/scrub vegetation present at the site? ☐ yes ☑ no If no, go to Section IIC: Open Field.

2. What percentage of the site is covered by scrub/shrub vegetation? (_____% _____ acres). Indicate the areas of shrub/scrub on the site map. Please identify what information was used to determine this area.

3. What is the dominant type of scrub/shrub vegetation, if known? Provide a photograph, if available.

4. What is the approximate average height of the scrub/shrub vegetation?

   ☐ 0-2 ft. ☐ 2-5 ft. ☐ > 5 ft.

5. Based on site observations, how dense is the scrub/shrub vegetation?

☐ Dense ☐ Patchy ☐ Sparse

IIC. OPEN FIELD

1. Are there open (bare, barren) field areas present at the site? ☑ yes ☐ no If yes, please indicate the type below:

☐ Prairie/plains ☐ Savannah ☐ Old field ☐ Other (specify) Ab next to waterway

2. What percentage of the site is open field? (0 % _____ acres). Indicate the open fields on the site map.

3. What is/are the dominant plant(s)? Provide a photograph, if available.

Ab

4. What is the approximate average height of the dominant plant? none

5. Describe the vegetation cover: ☐ Dense ☐ Sparse ☐ Patchy Dirt

IID. MISCELLANEOUS

1. Are other types of terrestrial habitats present at the site, other than woods, scrub/shrub, and open field? ☐ yes ☐ no If yes, identify and describe them below.

None

2. Describe the terrestrial miscellaneous habitat(s) and identify these area(s) on the site map.

3. What observations, if any, were made at the site regarding the presence and/or absence of insects, fish, birds, mammals, etc.?

None

4. Review the questions in Section I to determine if any additional habitat checklists should be completed for this site.

Notes: Grassed waterway. Dry at time of survey.

Cornhusker

22 MAY 15

Nitrate Area

II. TERRESTRIAL HABITAT CHECKLIST

IIA. WOODED

1. Are there any wooded areas at the site? ☑ yes ☐ no If no, go to Section IIB: Shrub/Scrub.

2. What percentage or area of the site is wooded? (10-15 % _____ acres). Indicate the wooded area on the site map which is attached to a copy of this checklist. Please identify what information was used to determine the wooded area of the site.

   Ocular estimate

3. What is the dominant type of vegetation in the wooded area? (Circle one: Evergreen/Deciduous/Mixed) Provide a photograph, if available.

   Dominant plant, if known: Honey locust, Juniper

4. What is the predominant size of the trees at the site? Use diameter at breast height.

   ☑ 0-6 in. ☐ 6-12 in. ☐ > 12 in.

5. Specify type of understory present, if known. Provide a photograph, if available.

   Primarily brome

IIB. SHRUB/SCRUB

1. Is shrub/scrub vegetation present at the site? ☑ yes ☐ no If no, go to Section IIC: Open Field.

2. What percentage of the site is covered by scrub/shrub vegetation? (5 % _____ acres). Indicate the areas of shrub/scrub on the site map. Please identify what information was used to determine this area.

   Ocular estimate

3. What is the dominant type of scrub/shrub vegetation, if known? Provide a photograph, if available.

   Honey locust, Juniper

4. What is the approximate average height of the scrub/shrub vegetation?

   ☐ 0-2 ft. ☑ 2-5 ft. ☐ > 5 ft.

5. Based on site observations, how dense is the scrub/shrub vegetation?

☐ Dense ☐ Patchy ☑ Sparse

IIC. OPEN FIELD

1. Are there open (bare, barren) field areas present at the site? ☑ yes ☐ no If yes, please indicate the type below:

☐ Prairie/plains ☐ Savannah ☐ Old field ☐ Other (specify) Ag / Brome

2. What percentage of the site is open field? (50 % _____ acres). Indicate the open fields on the site map.

3. What is/are the dominant plant(s)? Provide a photograph, if available.

Brome

4. What is the approximate average height of the dominant plant? 18"

5. Describe the vegetation cover: ☑ Dense ☐ Sparse ☐ Patchy

IID. MISCELLANEOUS

1. Are other types of terrestrial habitats present at the site, other than woods, scrub/shrub, and open field? ☐ yes ☑ no If yes, identify and describe them below.

2. Describe the terrestrial miscellaneous habitat(s) and identify these area(s) on the site map.

3. What observations, if any, were made at the site regarding the presence and/or absence of insects, fish, birds, mammals, etc.?

Turkey

Blue birds

4. Review the questions in Section I to determine if any additional habitat checklists should be completed for this site.

Notes: A majority of the site is industrial or developed to support industry (roads, gates, etc.). Railcar replacement repair area. Train tracks.

Cornhusker
22 May 15

Pesticide storage
and
Shop Area

II. TERRESTRIAL HABITAT CHECKLIST

IIA. WOODED

1. Are there any wooded areas at the site? ☑ yes ☐ no If no, go to Section IIB: Shrub/Scrub.

2. What percentage or area of the site is wooded? (5 % _____ acres). Indicate the wooded area on the site map which is attached to a copy of this checklist. Please identify what information was used to determine the wooded area of the site.

   Ocular estimate

3. What is the dominant type of vegetation in the wooded area? (Circle one: Evergreen/Deciduous/Mixed) Provide a photograph, if available.

   Dominant plant, if known: Honey locust, cottonwood, juniper

4. What is the predominant size of the trees at the site? Use diameter at breast height.

   ☑ 0-6 in. ☐ 6-12 in. ☐ > 12 in.

5. Specify type of understory present, if known. Provide a photograph, if available.

   Brome
   Mustard
   Rumex
   Horseweed

IIB. SHRUB/SCRUB

1. Is shrub/scrub vegetation present at the site? ☑ yes ☐ no If no, go to Section IIC: Open Field.

2. What percentage of the site is covered by scrub/shrub vegetation? (<5 % _____ acres). Indicate the areas of shrub/scrub on the site map. Please identify what information was used to determine this area.

   Ocular estimate

3. What is the dominant type of scrub/shrub vegetation, if known? Provide a photograph, if available.

   Locust + juniper

4. What is the approximate average height of the scrub/shrub vegetation?

   ☐ 0-2 ft. ☑ 2-5 ft. ☐ > 5 ft.

5. Based on site observations, how dense is the scrub/shrub vegetation?

☐ Dense ☐ Patchy ☑ Sparse

IIC. OPEN FIELD

1. Are there open (bare, barren) field areas present at the site? ☑ yes ☐ no If yes, please indicate the type below:

☐ Prairie/plains ☐ Savannah ☐ Old field ☑ Other (specify) Fallow Field, Ag

2. What percentage of the site is open field? (40 % _____ acres). Indicate the open fields on the site map.

3. What is/are the dominant plant(s)? Provide a photograph, if available.

Brome
Rumex
Pennycress

4. What is the approximate average height of the dominant plant? 18"

5. Describe the vegetation cover: ☑ Dense ☐ Sparse ☐ Patchy

IID. MISCELLANEOUS

1. Are other types of terrestrial habitats present at the site, other than woods, scrub/shrub, and open field? ☐ yes ☐ no If yes, identify and describe them below.

None

2. Describe the terrestrial miscellaneous habitat(s) and identify these area(s) on the site map.

3. What observations, if any, were made at the site regarding the presence and/or absence of insects, fish, birds, mammals, etc.?

None

4. Review the questions in Section I to determine if any additional habitat checklists should be completed for this site.

Notes: Heavy industrial use. Five buildings. Train tracks. Gravel roads. Power lines. Lots of vehicles.

Photo 1 **Date:** May 22, 2015 **Site:** CHAAP
Description: Load Line 2 – all load lines are in similar condition.

Photo 2 **Date:** May 22, 2015 **Site:** CHAAP
Description: Former Nitrate Area

Photo 3 **Date:** May 22, 2015 **Site:** CHAAP

Description: Nitrate Area

Photo 4 **Date:** May 22, 2015 **Site:** CHAAP

Description: Hornaday Operations

APPENDIX J

REGULATOR COMMENTS

This page intentionally left blank.

ENVIRONMENTAL PROTECTION AGENCY

COMMENTS AND RESPONSES

This page intentionally left blank.

EPA REVIEW COMMENTS
DRAFT FINAL FOURTH FIVE-YEAR REVIEW REPORT

CORNHUSKER ARMY AMMUNITION PLANT
GRAND ISLAND, NEBRASKA

GENERAL COMMENTS

GENERAL COMMENTS #1. The draft Five-Year Review (FYR) Report indicates that site groundwater is classified as potable (Section 2.4, p. 5); however, risk assessment and cleanup levels for groundwater are based on industrial use (e.g., Section 6.6.1, p. 46, URS, 2001). For the reasons detailed below, residential exposure to site groundwater through potential future use as a drinking water source must be considered a complete exposure pathway for all site risk assessments that are evaluating groundwater media, as well as corresponding cleanup levels.

In 2014, a formal dispute was elevated by the Army to then-Environmental Protection Agency (EPA) Administrator Gina McCarthy for the Longhorn Army Ammunition Plant site. As part of this formal dispute, the Army argued that industrial land use should be used for determining site groundwater restoration. Administrator McCarthy disagreed with the Army's interpretation of its' CERCLA responsibility to restore groundwater and required the Army to use drinking water standards reflective of residential use (EPA, 2014). As noted in the dispute:

> a. The Army's responsibility under CERCLA is to restore groundwater to its highest beneficial use per 40 CFR 300.430(a)(1)(iii)(F). This is consistent with EPA's 1984 Groundwater Strategy Document, which recognizes that policy "must be based on the recognition of the highest beneficial use to which the groundwater resource can presently or potentially be put."
> b. The March 8, 1990, Federal Register Preamble (55 FR 8733) states that "ground water that is not currently used may be a drinking water supply in the future."
> c. "Consistent with the NCP and EPA guidance, a site's land use is not determinative of its underlying aquifer's groundwater use classification," and "what is determinative is that the aquifer constitutes a potential future drinking water aquifer." This is in keeping with the 2009 EPA Summary of Key Existing EPA CERCLA Policies for Groundwater Restoration directive, which states that "land use is not identified as a consideration in making groundwater classifications" (EPA, 1986, 1990).
> d. The relationship between a site's groundwater classification and the lead agency's ultimate responsibility to restore groundwater is clarified as "whenever groundwater is designated as a potential source of drinking water, the EPA applies standards and other guidance designed to ensure that the water, after cleanup, is safe to drink…in light of the groundwater's designation as a potential drinking-water source, cleanup levels reflecting residential use need to be used."

Moreover, EPA's 1991 Role of the Baseline Risk Assessment in Superfund Remedy Selection Decisions directive states "if groundwater that is a current or potential source of drinking water is contaminated above protective levels (e.g., for drinking water aquifers, contamination exceeds Federal or State MCLs or non-zero MCLGs), a remedial action under CERCLA should seek to restore that aquifer to beneficial use (e.g., drinking water standards) wherever practicable."

Further discussion is in EPA's 1989 Risk Assessment Guidance for Superfund, Part A regarding determining future land use for risk assessments. Specifically, the Future Land Use subsection of Section

6.2.2 directs risk assessors to "determine if any activities associated with a current land use are likely to be different under an alternate future land use. For example, if ground water is not currently used in the area of the site as a source of drinking water but is of potable quality, future use of ground water as drinking water would be possible."

Accordingly, EPA is requesting that human health risk and associated cleanup levels, where no maximum contaminant level (MCL) is established, be reevaluated based on potential future use as a drinking water source. EPA acknowledges that the potable classification is a function of the CERCLA process, and that the Army is not encouraging future use of site groundwater for drinking water purposes.

Response*: Respectfully disagree. In Section 6.6.1 of the Draft Final Fourth Five-Year Review Report (p. 46, URS, 2001) does not state that risk assessment and cleanup levels for groundwater are based on industrial use. Also, in Section 6.6.1, "The RAO for groundwater was to achieve standards required for the groundwater classification at [Cornhusker AAP]. The groundwater at [Cornhusker AAP] has been classified by the state as GA, which is for public drinking water supply. Also, groundwater at [Cornhusker AAP] is considered Class 1, representing a current source of drinking water of varying value (USATHAMA, 1992). Maximum Contaminant Levels (MCLs), which are the National Primary Drinking Water Standards (40 CFR Part 141), are considered to be chemical-specific [ARARs] for groundwater at [Cornhusker AAP]."*

For OU 1, based on this five-year review evaluation, the 1996 risk assessment evaluated the groundwater risk based on potential future use as a drinking water source. The 1996 risk assessment completed as part of the Remedial Investigation evaluated human health risk and associated cleanup levels for COCs with no MCLs, namely RDX, TNT, and HMX. The 1996 risk assessment evaluated the following exposure pathways for groundwater: ingestion of on-post groundwater from an irrigation well by a farmer (current); ingestion of off-post groundwater by a resident (current); dermal absorption of chemicals in off-post groundwater by a resident while bathing (current); ingestion of crops that have been irrigated with off-post groundwater by a resident (current); ingestion of groundwater by an agricultural resident (future); dermal absorption of chemicals in groundwater by an agricultural resident while bathing (future); inhalation of VOCs in groundwater by an agricultural resident while showering (future); and ingestion of crops that have been irrigated with groundwater (future). The risk assessment included a quantitative evaluation for ingestion, dermal absorption, inhalation, and ingestion of homegrown product (Remedial Investigation Exhibits 6-55 and 6-56).

RDX, TNT, and HMX do not have MCLs, MCL Goals (MCLGs), or Nebraska Groundwater Standards. The RAOs for RDX, TNT, and HMX in groundwater were set equal to their respective lifetime Health Advisory Levels (HALs), which are "To Be Considered" criteria. Both RDX and TNT are also classified as carcinogens. These two compounds have HALs for 10^{-4} cancer risk of 2 µg/L. Since these HALs are higher than the lifetime HALs, cancer risks are considered to be adequately addressed by the RAOs. These HALs have not changed since the Record of Decision (ROD) was approved.

HALs for RDX, TNT, and HMX were compared to current EPA RSLs for tapwater (cancer and noncancer values) to determine if changes in toxicity assumptions affect risk. The cancer and non-cancer risk associated with the groundwater RAO HAL values are within the acceptable excess cancer risk range and do not exceed the acceptable non-cancer risk threshold.

GENERAL COMMENTS #2. There are instances in the document of inconsistency relative to units of measure. For example, Tables 8, 9, 11, and 12 express concentrations as micrograms per gram (µg/g) (the lead remedial goal is expressed in Table 12 as 400 µg/g). However, in Section 6.6.1, the units of measure were milligrams per kilogram (mg/kg). In other places in the document, soil concentrations are expressed as mg/kg. The tables and text should be corrected to reflect the consistent units of measure throughout the document to avoid confusion.

Response: *Concur. the units of measure have been revised to be consistent throughout the document to avoid confusion and to be consistent with approved ROD (e.g. mg/kg).*

GENERAL COMMENTS #3. A part from perchlorate, EPA agrees with the Technical Review that there are no significant changes to the toxicity values, risk assessment methodologies, routes of exposure, changes in land use that would impact the protectiveness of the remedies for all the Operable Units (OUs) 1-4.

Response: *Comment is noted, thank you.*

GENERAL COMMENTS #4. There are apparent differences of meaning relative to the use of the term "injection" in the FYR. For example, it is referred to as both injection and subsurface injection. At first, the report states water was re-injected from the GWTP, then it references, as an example, in situ bioremediation. Please clarify what was injected.

Response: *Concur. References to "injections" were revised to specify "subsurface injections," where applicable.*

In addition, the third paragraph of Section 4.6.3, Remedy Implementation, was revised to include additional information on the subsurface injections. Namely, the paragraph was revised as follows:

"A subsurface injection program was initiated in 2007 to accelerate remediation of the groundwater plume and reduce cost through the addition of groundwater amendments. The groundwater amendment comprised a 9.8 percent (%) by volume mixture of Wesblend 66-10, which is a combination of blackstrap molasses mixed with whey (80%), hydrolyzed vegetable oil (10%), and cornsteep (10%). EWs-4 and -5 were taken off-line in 2007 and EW-6 was taken off-line in 2009. EW-7 was taken off-line in October 2019 and the GWTF was mothballed at the end of 2019. Remedial action operation at OU 1 are projected to continue until 2048. The objectives of the LTM program is to continue to monitor explosives concentrations and migration trends for the on- and off-site portions of the plume (USAEC, 2001; Brice/AECOM, 2019). Groundwater monitoring and Five-Year Reviews will continue to be conducted, and subsurface injections will continue to be used to accelerate the cleanup."

GENERAL COMMENTS #5. The last Ecological Risk Assessment (ERA) was conducted in 1996, prior to EPA guidance (1997). A new ERA should be conducted site-wide before the next FYR and before more transfers of property are initiated.

Response: *Respectfully disagree. It is acknowledged that ERA guidance has changed; however, recommendations to conduct a revised ERA were not included because the Third Five-Year Review completed an evaluation on the ERA methodology and ecological screening levels and concluded "overall, a review of the ERA, including comparison to current ecological screening levels, indicates that ecological risk issues do not affect the protectiveness of the remedy." The Third Five-Year Review*

evaluation, which included soil, sediment, and surface water, was re-evaluated as part of this Fourth Five-Year Review and DAWSON agreed with the findings of the Third Five-Year Review.

DAWSON proposes to add Attachment K from the Third Five-Year Review Report as Appendix H to this Fourth Five-Year Review. In addition, the responses to Question B for OUs 2, 3, and 4 have been modified to reference the Appendix H and also includes a summary of the ERA evaluation.

TECHNICAL COMMENTS

TECHNICAL COMMENTS #1. Executive Summary, Page i, line 2. The first sentence mixes tenses regarding the Cornhusker Army Ammunition Plant (CHAAP). Although it may not be technically incorrect as stated, it reads awkwardly. Recommend changing to "The former Cornhusker Army Ammunition Plant (AAP) lies approximately 2 miles west of the City of Grand Island. Prior to decommissioning and transfer of some property, it encompassed 11,936 acres in north-central Hall County, Nebraska."

Response: *Concur. The first sentence has been revised to read: "Cornhusker Army Ammunition Plant (AAP) lies approximately 2 miles west of the City of Grand Island. Prior to decommissioning and transfer of property, it encompassed 11,936 acres in north-central Hall County, Nebraska."*

TECHNICAL COMMENTS #2. Section 1, Introduction, Page 1. Consistent with information presented in the Executive Summary, please revise Section 1 to discuss the status of OU 5 and clarify why it is not evaluated in the FYR.

Response: *Concur. The first paragraph in Section 1.0 has been revised to read: "This is the Fourth Five-Year Review for Cornhusker Army Ammunition Plant (AAP) located near Grand Island, Nebraska. This review includes four Operable Units (OUs), OUs 1, 2, 3, and 4 as listed in* ***Table 1*** *below. A Record of Decision (ROD) has not yet been prepared for OU5 and, as a result, was not evaluated as part of this Fourth Five-Year Review. ."*

TECHNICAL COMMENTS #3. Section 2.3, Hydrogeology, Page 3. Lines 31 to 34 describe "measurable head differences across the Fullerton clay indicating the Fullerton Formation acts as an aquitard (Brice/AECOM, 2019)." Please revise this statement to better reflect the more nuanced hydraulic head conditions presented in the cited report (Brice/AECOM, 2019): "Minor hydraulic head differences were measured in the well clusters with wells screened within the Grand Island Formation and the Holdrege Formation" (i.e., above and below the Fullerton) ... "The head differences varied: CA211/CA213, CA270/CA273 and CA342/CA343 wells exhibited upward gradients averaging 0.0145 ft/ft; NW120/NW122 and CA310/CA313 exhibit a downward gradient of 0.0013 ft/ft."

Response: *Concur. Section 2.3, Hydrogeology, was revised as follows:*

"Shallow groundwater underlying Cornhusker AAP occurs as an unconfined water table aquifer within the alluvial sands and gravels of the Grand Island Formation. In 2018, the total saturated thickness of the unconfined water table aquifer averaged between 43 to 55 feet. Depth to groundwater ranged from 7.2 to 20.5 feet below top of casing in wells located off the Cornhusker AAP property. Depth to groundwater ranged from 13.5 to 22.9 feet below top of casing in wells located on Cornhusker AAP property. Hydraulic conductivity values average between 300 to 400 feet per day (USACE, 1994; Brice/AECOM, 2019).

The underlying Fullerton Formation, also referred to as the Blue Clay aquitard, is a low-permeability unit that acts as a vertical barrier to groundwater flow between aquifers at Cornhusker AAP, as observed by the absence of contamination below the Fullerton Formation. The sands and gravels of the Holdrege Formation are an aquifer unit, the Paleovalley Fill aquifer, confined by the clays of the overlying Fullerton Formation. Based on historic annual groundwater level data, the Holdrege Formation is not hydraulically connected to the upper Grand Island Formation. No contamination has been detected in wells screened in this deeper aquifer unit (USACE, 1994; Brice/AECOM, 2019)."

Information regarding the hydraulic head differences does not enhance the understanding the site or affect the chosen actions, and as a result, the five-year review team elected to omit this information from the hydrogeology discussion.

TECHNICAL COMMENTS #4. Section 4.6.3.1, Institutional Controls, Page 14, and Section 6.2, Physical Characteristics, Page 44. Despite land use controls, seven irrigation wells were installed within the OU1 on-site plume and zone of influence between 2003 and 2014, and two domestic wells were at OU3 in 2007. Although the wells were installed outside of the FYR period, please revise to clarify their locations, whether they remain in place and operational, and whether sampling has been conducted or is recommended based on current contaminant extents to evaluate exposure potential.

Response: *Concur. An inventory of irrigation and domestic wells at Cornhusker AAP, has been added as Appendix A. All other appendices have been adjusted accordingly throughout the report. And references to Appendix A have been added to the discussion of OU1 and OU3, where applicable.*

TECHNICAL COMMENTS #5. Section 4.6.3, Institutional Controls, Page 14. This section identifies inconsistent land use control language in the OU1 ROD Amendment: notably, that OU1 ROD Amendment Section 4.3.2 prohibits "drinking water supply well" drilling, while OU1 ROD Amendment Section 4.3.1 prohibits "water supply well" drilling, more broadly defined to include both drinking and irrigation wells. Because the Army plans to prepare an Explanation of Significant Differences (ESD) in 2020 (see Table 4), recommendation is to include a clarification of all types of wells prohibited, consistent with the OU1 remedial action objective of limiting "public exposure to contaminated groundwater on and off post."

Response: *This comment is noted and will be taken into consideration during preparation of the ESD.*

TECHNICAL COMMENTS #6. Section 4.7, Progress Since The Third Five-Year Review, Page 16. The OU1 protectiveness statement from the Third FYR recommends that the installation generate a memorandum clarifying the OU1 institutional controls. Table 4 indicates that the Army prepared a Land Use Control Implementation Plan in 2019; however, the date of action is "Ongoing" rather than complete. Similarly, in Section 4.14, Other Findings, the associated recommendation to generate a memorandum remains "still valid." Please revise to clarify what actions remain to address this recommendation.

Response: *Concur. Because the Third Five-Year Review Report identified recommendations not related to protectiveness and all the milestone dates were not applicable, the Milestone Date column has been removed from Table 4. The Date of Action for the Land Use Control Implementation Plan has been updated to 2019 to reflect the completion of the Land Use Control Implementation Plan. The Action Taken and Outcome has been revised to read: "Army prepared a Land Use Control Implementation Plan in 2019 to address the implementation of land use controls at Cornhusker AAP (DAWSON, 2019). The*

Land Use Control Implementation Plan documents how land use controls and responsibilities will be shared with Army representatives, the Central Platte Natural Resource District, the City of Grand Island (institutional control enforcement within 2 miles of City limits), Hall County (domestic well licenses beyond the 2-mile radius), the State of Nebraska (irrigation well licenses), property owners and operators, and other relevant parties."

The following text in Section 4.14, Other Findings has been deleted: "Generate a memorandum to provide clarity regarding the OU1 institutional controls, including what type of wells can be installed within the vicinity of the plume, what responsibilities are in place for different parties involved with the site, and a summary of the agreement in place between CPNRD and USACE regarding well installation." It was included in error.

TECHNICAL COMMENTS #7. Section 4.7, Progress Since The Third Five-Year Review, Page 17, Table 4, and Section 6.14, Other Findings, Page 58. For both OU1 and OU3, a Memorandum or Memorandum to File is recommended to clarify land use controls and responsibilities. Please revise to clarify how this information will be shared, among Army representatives, the Central Platte Natural Resource District, the City of Grand Island (institutional control enforcement within 2 miles of City limits), Hall County (domestic well licenses beyond the 2-mile radius), the State of Nebraska (irrigation well licenses), property owners and operators, and other relevant parties. Similarly, please clarify how these land-use controls will be enforced. Finally, please note that, although the Army documents its intent to prepare an ESD in 2020, it may work out that a ROD Amendment is necessary, given the magnitude of remedy change.

Response: *Concur. The recommendation for the memorandum to file has been removed from the discussion of OU1 since the Land Use Control Implementation Plan has been prepared and is being revised to document how land use controls and responsibilities will be shared with Army representatives, the Central Platte Natural Resource District, the City of Grand Island (institutional control enforcement within 2 miles of City limits), Hall County (domestic well licenses beyond the 2-mile radius), the State of Nebraska (irrigation well licenses), property owners and operators, and other relevant parties.*
The recommendation to prepare a memorandum to file is still valid for OU3. The memorandum to file will be part of the public record for OU3 and will be distributed to all stakeholders.

Army will discuss the applicability of a ROD Amendment versus an ESD with EPA and NDEE.

TECHNICAL COMMENTS #8. Section 4.7, Progress Since The Third Five-Year Review, Page 20, Table 4. For the recommendation beginning, "Dedicate a set of monitoring wells ...", the Action Taken references annual monitoring of 58 monitoring wells and 16 piezometers but the Date of Action is listed as "Not appropriate at this time." Because these statements appear to be contradictory, please revise or clarify the intent of the Date of Action statement (e.g., Ongoing, or To Be Determined Following Rebound Study).

Response: *Concur. The Date of Action has been changed from "Not appropriate at this time." to "To be determined following the Rebound Study."*

TECHNICAL COMMENTS #9. Section 4.9.1.1, On-Site Plume Extent, Page 25. This section states: "The current extent of the contamination plume is limited to between extraction wells EW-6 and EW-7..." However, Figures 3 through 10 show trinitrotoluene (TNT) and research department explosive (RDX) concentrations exceeding their 2 microgram per liter (µg/L) Health Advisory Level beyond EW-6, EW-7, and the site boundary. Please revise the statement for accuracy and clarity.

Response: *Concur. The statement "The current extent of the contamination plume is limited to between extraction wells EW-6 and EW-7…" has been revised to read "The 2018 extent of the groundwater explosives plume is limited to between extraction wells EW-6 and EW-7 and within portions of Load Line 1 and Load Line 2 (**Figures 3, 4,** and **5**). The interpolated eastern boundary of the TNT plume exceeding the 2 µg/L HAL extends beyond the former Cornhusker AAP property boundary toward the feedlot area (**Figure 5**)."*

TECHNICAL COMMENTS #10. Section 4.9.2, OU1 Groundwater Summary, Page 26, and Figure 2, Army Ammunition Plant OU1. Section 4.9.2 implies that the maximum detected extent of the plume at OU1 was in 2002 and measured approximately 4.5 miles long and 1,600 feet wide. This is inconsistent with the plume boundary shown on Figure 2, which is closer to 6 miles long. Please revise Figure 2 to indicate the date for the analytical data used to generate the plume boundaries, and rectify the apparent discrepancy between the text and figure.

Response: *Concur. The sentence "In 2002, the extent of the contamination plume at OU1 measured approximately 4.5 miles long and 1,600 feet wide (Brice/AECOM, 2019)." Has been revised as follows to be consistent with the information presented in the 1994 ROD:*

"In 1994, the extent of the explosives groundwater plume at OU1 measured approximately 6 miles long and 0.5 mile wide (USACE, 1994)."

TECHNICAL COMMENTS #11. Section 4.9.2, OU1 Groundwater Summary, Page 26) and Table 5, TNT and RDX Concentrations for Injection Treatment Zones, OU 1 On-Site Monitoring Wells and Piezometers. Section 4.9.2 describes Table 5 as a comparison of explosives concentration for the contaminant plume treatment zones. The intent of this table is unclear because it includes no degradation product data (the line of evidence discussed earlier in the paragraph). Additionally, the TNT and RDX data presented (2015-2018) may be biased by recent amendment injections (2011, 2014, 2016) in the treatment zone where the groundwater samples were collected; preferential accumulation of amendment in monitoring wells may result in groundwater samples that are not representative of the aquifer (EPA, 2018). The representativeness of average Load Line or OU1 concentrations is even less clear in this instance. Please revise the text and table to address these factors.

Response: *Concur. The second paragraph of Section 4.9.2 has been revised as follows:*

"Breakdown products of RDX include MNX, hexahydro-1,3,5-trinitroso-1,3,5-triazine (TNX), and hexahydro-1,3-dinitroso-5-nitro-1,3,5-triazine (DNX); presence of these products indicate contaminant degradation is taking place. Groundwater sampling in 2018 revealed detectable levels of MNX in three on-site monitoring wells (G0094-18A, G0096-18A, and G0099-18A) and six direct push groundwater investigation locations (EW7-DP47-25, EW7-DP48-45, EW7-DP50-35, LL2-DP118-25, LL2-DP119-25, and LL2-DP121-25) (Brice/AECOM, 2019). Breakdown products of TNT, including 4-Am-DNT and/or 2-Am-DNT were present in all but one direct push groundwater investigation locations, 22 on-site monitoring wells

and 7 piezometers (Brice/AECOM, 2019). HMX has not been found above HAL during any monitoring event, either on- or off-site, in the data reviewed for this report (Appendix E, Tables E.1.1-1 through E.1.1-84).

Table 6 illustrates a comparison of explosives concentrations at the treatment zones of the explosives-contaminated groundwater plumes. Table 7 summarizes the highest historical OU1 off-site contaminant concentrations from 2009 to 2018."

The average Load Line and OU1 concentrations have been removed from the table as they do not contribute to the discussion of Section 4.9.2.

TECHNICAL COMMENTS #12. Section 4.9.2, OU1 Groundwater Summary, Page 28. To better support the four bullets on page 28, recommendation is to reference the appropriate data tables and plots in Appendix E.

Response: *Concur. References to the data tables and plots in Appendix E have been added to the bullets in Section 4.9.2. In addition, bookmarks have been added to Appendix E to more easily direct the reader to the applicable data tables.*

TECHNICAL COMMENTS #13. Section 4.11.1, Question A, Page 30, and Section 4.14, Other Findings, Page 32. The last paragraph of Section 4.11.1 and the fourth bullet of Section 4.14 should clarify the following, consistent with USACE's May 2020 response to comments on the Draft Final OU1 Rebound Study Baseline Event Report: "following the OU1 Rebound Study and the OU1 subsurface injections with associated performance monitoring activities, long-term monitoring will continue at OU1."

Response: *Concur. The last paragraph of Section 4.11.1 has been revised as follows:*

"The OU1 O&M continued until the Rebound Study was initiated in October 2019. The pump and treat system, including extraction well EW-7 and the GWTF, have been temporarily shut down/mothballed. The mothballing process for the GWTF was completed in January 2020 and at that time, monthly inspections began at the GWTF. Upon completion of the Rebound Study and ongoing subsurface injections, it is anticipated the remedial timeframe will be reduced by approximately 7 years and life cycle costs will be reduced by approximately $6 Million. Long term monitoring at OU1 will continue."

The fourth bullet of Section 4.14 has been replaced with the following text: "Long term monitoring will continue at OU1."

TECHNICAL COMMENTS #14. Section 4.11.2, Question B, Pages 30 – 31. Perchlorate was detected in two wells, and one well, G0103, had a detection of 44.9 µg/L, which exceeded both the EPA perchlorate Maximum Contaminant Level Goal (MCLG) and the Nebraska Voluntary Cleanup Program Remedial Goal of 15 µg/L. The conclusion, by the USACE was that the 2001 ROD did not include perchlorate as a contaminant of concern (COC) and that neither the EPA MCLG nor the Nebraska Voluntary Cleanup Program Remedial Goals would be considered applicable, relevant, and appropriate regulations (ARARs). Although, on June 18, 2020, EPA withdrew the 2011 regulatory determination and made a final determination to not issue a national regulation for perchlorate at this time (EPA, 2020b), perchlorate continues to pose a potential human health risk (EPA, 2009a, 2020a). The groundwater at this site, while contaminated, is potable under the 1986 EPA Groundwater classification guidelines and must be restored to highest beneficial (potable) use under the National Contingency Plan (EPA, 2009b). The remedial goals should reflect the potential future residential use, regardless of whether current land use

restrictions preclude current use. In addition, the 2009 Revised Assessment Guidance for Perchlorate recommends that, where no federal or state laws or ARARs requirements exist, the preliminary remediation goal of 15 µg/L is recommended when making CERCLA site-specific cleanup decisions where there is an actual or potential drinking water exposure pathway (EPA, 2009a). EPA recommends that the interim health advisory level of 15 µg/L be used as a To Be Considered (TBC) value and that the groundwater continue to be monitored for perchlorate to determine its extent of contamination.

Response: *Respectfully disagree. In June 18, 2020, EPA officially withdrew of the 2011 regulatory determination and final determination for the national regulation of perchlorate. At this time, Army has determined sampling for perchlorate for comparison to an interim HAL or a TBC will not be completed. In addition, Army operations do not indicate any perchlorate use and the limited occurrence of perchlorates in the 2016 sampling event does not warrant adding it as a site COC.*

TECHNICAL COMMENTS #15. Section 4.11.2, Question B, Pages 30 – 31. The use of the residential soil lead number of 400 mg/kg is protective of nonresidential uses; however, the cleanup level was derived based on OSWER's 1994 and 1998 soil lead Directives, which identify 10 micrograms per deciliter (µg/dL) as the blood lead level of concern. However, since those Directives were issued, increasing evidence has shown that blood lead levels below 10 µg/dL may also have negative health impacts. As a result, on December 22, 2016, the Office of Land and Emergency Management issued Directive 9200.2-167 (EPA, 2016), stating "the current scientific literature on lead toxicology and epidemiology provides evidence that adverse health effects are associated with blood lead levels less than 10 µg/dL." The Directive specifically referenced the 2012 National Toxicology Program's Monograph on Health Effects of Low-Level Lead (NTP, 2012) that found sufficient evidence of effects on cognitive measures and behavior at blood lead levels below 5 µg/dL, and the EPA's 2013 Integrated Science Assessment for Lead (EPA, 2013), which found clear evidence of cognitive function deficits at blood lead levels between 2 and 8 µg/dL. The 2016 Directive calls into question the protectiveness of the remedy from a risk-based perspective. If the blood lead level of concern is revised to a value less than 10 µg/dL, the resulting cleanup level for lead in soil that is based on potential health risks to a child receptor would be lower than the value currently listed in the Record of Decision (ROD). There is no action necessary, EPA would like to explain that the science regarding lead may change and could potentially impact the current lead cleanup number in the ROD.

Also, the concentration of the perchlorate detections should be provided. It is not clear whether the recommendation to conduct additional sampling for perchlorate has been considered or performed, nor whether it will be added to the sampling plan at OU1. Please clarify

Response: *Army acknowledges receipt of the comment regarding the revised blood lead levels.*

Regarding perchlorate, the Five-Year Review included the perchlorate detections in excess of the EPA regional screening level of 2 µg/L in the response to Question B. As a result of EPA's June 18, 2020, withdrawal of the 2011 regulatory determination and final determination for the national regulation for perchlorate. At this time, Army has determined sampling for perchlorate for comparison to an interim HAL or a TBC will not be completed. In addition, Army operations do not indicate perchlorate use and the limited occurrence of perchlorates in the 2016 sampling event does not appear to warrant adding it as a site COC.

TECHNICAL COMMENTS #16. Sections 4.11.2, Question B, Pages 30 – 31, and Section 4.14, Other Findings, Page 32. See Technical Comment 14 regarding emerging contaminants.
Response: *The Army will evaluate potential PFAS use at Cornhusker AAP and is working to contract this effort in Fiscal Year 2021. To date, no confirmed PFAS release has been determined at Cornhusker AAP, therefore, PFAS was not reviewed for this Five-Year Review Report and the report does not reference PFAS as an emerging chemical at Cornhusker AAP.*

TECHNICAL COMMENTS #17. Section 4.14, Other Findings, Page 32. The first bullet on page 32 provides a field inspection checklist for all wells, but repairs are only recommended for necessary extraction wells (second bullet). Please revise to clarify that all wells retained for gauging, the Rebound Study, potential future long-term monitoring or extraction, or potential future use by the Central Platte Natural Resources District (CPNRD) or another party will be repaired as necessary to maintain well integrity, prevent vertical contaminant transport, and otherwise meet State requirements. Monitoring or extraction wells that are damaged beyond repair or are no longer needed will be abandoned/plugged with Agency consultation. Replacement may be necessary to meet site requirements.

Response: *A bullet was added following the first bullet to indicate "All wells deemed necessary, including those retained for gauging, the Rebound Study, potential future long-term monitoring or extraction, or potential future use by the CPNRD or another party will be repaired as necessary to maintain well integrity, prevent vertical contaminant transport, and otherwise meet Nebraska State requirements. Monitoring or extraction wells that are damaged beyond repair or are no longer needed will be abandoned/plugged with Agency consultation."*

TECHNICAL COMMENTS #18. Section 4.14, Other Findings, Page 32. The third bullet on page 32 indicates that perchlorate does not warrant addition as a site COC. See comment JK 1.

Response: *As a result of EPA's June 18, 2020, withdrawal of the 2011 regulatory determination and final determination for the national regulation for perchlorate. At this time, Army has determined sampling for perchlorate for comparison to an interim HAL or a TBC will not be completed. In addition, Army operations do not indicate any perchlorate use and the limited occurrence of perchlorates in the 2016 sampling event does not appear to warrant adding it as a site COC.*

TECHNICAL COMMENTS #19. Section 4.14, Other Findings, Page 32. The seventh bullet on page 32 recommends to: "Eliminate monitoring wells that are no longer in the plume areas and have been non-detect..." Please clarify that non-detect wells may be maintained as necessary for gauging purposes (for example to determine hydraulic head gradients and groundwater flow directions).

Response: *The bullet has been revised as follows: "Eliminate monitoring wells if they meet the following criteria: no longer located within COC plumes, sampling results have been non-detect for the past 5 years, or are not required for gauging or sampling purposes."*

TECHNICAL COMMENTS #20. Sections 5.2, Physical Characteristics, Page 35, 6.2, Physical Characteristics, Page 43, and 6.3, History of Contamination, Page 44. Sections 5.2, 6.2, and 6.3 describe open burning/open detonation (OB/OD) areas at OUs 2, 3, and 5, respectively. The military has identified the potential for a class of emerging contaminants, per- and polyfluorinated alkyl substances (PFAS), at OB/OD munitions disposal sites (e.g., U.S. Department of Navy, 2016). PFAS may be present as a component of munitions, or as fire-suppressing aqueous film forming foam (AFFF). Military development and use of AFFF containing perfluorooctane sulphonate (PFOS) and other

fluorosurfactants coincides with the facility period of operations (e.g., Tuve and Jablonski, 1963; ESTCP, 2017). EPA requests an evaluation of potential PFAS use at CHAAP, and investigation for these compounds as appropriate.

Response: *Concur. The Army will evaluate potential PFAS use at Cornhusker AAP and is working to contract this effort in Fiscal Year 2021. To date, no confirmed PFAS release has been determined at Cornhusker AAP, therefore, PFAS was not reviewed for this Five-Year Review Report and the report does not reference PFAS as an emerging chemical at Cornhusker AAP.*

TECHNICAL COMMENTS #21. Section 5.11.2, Question B, Pages 39 - 40. The 1996 ERA was conducted prior to EPA guidance (EPA, 1997), and although significant ecological risk was found, ecological action levels for the site were never developed. Although habitat quality may be sufficiently degraded in some areas such that the exposure assumptions used in this evaluation are warranted, there is substantial uncertainty regarding potential ecological risk at this site.

Response: *Respectfully disagree. It is acknowledged that ERA guidance has changed; however, recommendations to conduct a revised ERA were not included because the Third Five-Year Review completed an evaluation on the ERA methodology and ecological screening levels and concluded "overall, a review of the ERA, including comparison to current ecological screening levels, indicates that ecological risk issues do not affect the protectiveness of the remedy." The Third Five-Year Review evaluation, which included soil, sediment, and surface water, was re-evaluated as part of this Fourth Five-Year Review and DAWSON agreed with the findings of the Third Five-Year Review.*

DAWSON proposes to add Attachment K from the Third Five-Year Review Report as Appendix H to this Fourth Five-Year Review. In addition, the responses to Question B for OUs 2, 3, and 4 have been modified to reference the Appendix H and also includes a summary of the ERA evaluation.

TECHNICAL COMMENTS #22. Section 5.11.4, Technical Assessment Summary, Pages 40 - 41. Please acknowledge in the text that ecological risk remains an uncertainty at the site.

Response: *Please see response to General Comment No. 5 and Technical Comment No. 21.*

TECHNICAL COMMENTS #23. Section 5.12, Issues, Page 41. Please acknowledge in the text that uncertainty regarding the ecological risk at the site is an issue.

Response: *Please see response to General Comment No. 5 and Technical Comment No. 21. An issue regarding ecological risk will not be added to Section 5.12.*

TECHNICAL COMMENTS #24. Section 5.13, Recommendations And Follow-Up Actions, Page 41. It is recommended that an updated ERA for the site be conducted following current EPA guidance (EPA, 1997).

Response: *Please see response to General Comment No. 5 and Technical Comment No. 21. A recommendation regarding completion of an ERA will not be added to Section 5.13.*

TECHNICAL COMMENTS #25. Section 5.14. Protectiveness Statement, Page 41. Please acknowledge in the text that ecological risk remains an uncertainty at the site.

Response: *Please see response to General Comment No. 5 and Technical Comment No. 21. Section 5.14 will not be revised to acknowledge an ecological risk remains an uncertainty.*

TECHNICAL COMMENTS #26. Section 6.2, Physical Characteristics, Page 44, and Section 6.10, Site Inspection, Page 54. The last paragraph of Section 6.2 indicates that use information could not be located for Well G-145780. Please revise Section 6.2 and/or Section 6.10, Site Inspection, to clarify the efforts made to locate and identify the use of this well.

Response: *Concur. The last paragraph of Section 6.2 has been revised as follows: "Based on a review of registered domestic and irrigation groundwater wells on the Nebraska Department of Natural Resources Groundwater Interactive Map, two domestic groundwater wells (Registration Nos. G-145780 and G-145781) completed in 2007 are located within the Shop Area on Parcel 8A. Well G-145781 is identified as being used for hand washing and restroom facilities. Use information could not be located for Well G-145780 on the Nebraska Department of Natural Resources website or as part of the interview process. No new wells have been installed at the Shop Area since the Third Five-Year Review."*

There were no changes made to Section 6.10, Site Inspection, because the site inspection team was not aware of the presence of the wells during the site inspection.

TECHNICAL COMMENTS #27. Section 6.6.1, Remedial Action Objectives, Page 47, Section 6.11.2, Question B, Pages 55 – 57, and Section 6.14, Other Findings, Pages 57 – 58. Please see Technical Comment 2 above regarding risk assessment and cleanup for potable groundwater, as well as Technical Comment 19 regarding emerging contaminants.

Response: *Regarding risk assessments and cleanup for potable groundwater, please review response to General Comment No. 1.*

The Army will evaluate potential PFAS use at Cornhusker AAP and is working to contract this effort in Fiscal Year 2021. To date, no confirmed PFAS release has been determined at Cornhusker AAP, therefore, PFAS was not reviewed for this Five-Year Review Report and the report does not reference PFAS as an emerging chemical at Cornhusker AAP.

TECHNICAL COMMENTS #28. Sections 6.9.2, Groundwater Monitoring Program, Page 53. To better support the four bullets on conditions favoring natural attenuation, EPA recommends reference of the appropriate data tables and plots in Appendix E.

Response: *Concur. References to the data tables and plots in Appendix E have been added to the bullets in Section 6.9.2. In addition, bookmarks have been added to Appendix E to more easily direct the reader to the applicable data tables.*

TECHNICAL COMMENTS #29. Section 6.11.2, Question B, Page 55. The 1996 ERA was conducted prior to EPA guidance (EPA, 1997), and although significant ecological risk was found, ecological action levels for the site were never developed. Although habitat quality may be sufficiently degraded in some areas such that the exposure assumptions used in this evaluation are warranted, there is substantial uncertainty regarding potential ecological risk at this site.

Response: *Please see response to General Comment No. 5 and Technical Comment No. 21.*

TECHNICAL COMMENTS #30. Section 6.11.4, Technical Assessment Summary, Page 57. Please acknowledge in the text that ecological risk remains an uncertainty at the site.

Response: *Please see response to General Comment No. 5 and Technical Comment No. 21.*

TECHNICAL COMMENTS #31. Section 6.12, Issues, Page 57. Please acknowledge in the text that ecological risk remains an uncertainty at the site.

Response: *Please see response to General Comment No. 5 and Technical Comment No. 21. An issue regarding ecological risk will not be added to Section 6.12.*

TECHNICAL COMMENTS #32. Section 6.13, Recommendations And Follow-Up Actions, Page 57. It is recommended that an updated ERA for the site be conducted following current EPA guidance (EPA, 1997).

Response: *Please see response to General Comment No. 5 and Technical Comment No. 21. A recommendation regarding completion of an ERA will not be added to Section 6.13.*

TECHNICAL COMMENTS #33. Section 6.14, Other Findings, Pages 57 - 58. Please acknowledge in the text that ecological risk remains an uncertainty at the site.

Response: *Please see response to General Comment No. 5 and Technical Comment No. 21. Section 6.14 will not be revised to acknowledge an ecological risk remains an uncertainty.*

TECHNICAL COMMENTS #34. Section 6.14, Other Findings, Pages 57 – 58. This section notes the continuing presence of total petroleum hydrocarbon-diesel range organics in groundwater beneath OU3. Please revise to address the risk for vapor intrusion per EPA's 2015 Technical Guide for Addressing Petroleum Vapor Intrusion at Leaking Underground Storage Tank Sites.

Response: *Respectfully disagree. The Five-Year Review does not recommend a vapor intrusion risk evaluation for OU3. All detections of TPH-DRO have been below the Nebraska risk-based concentration of 10 mg/L. In March 2018, the TPH-DRO concentration was reported to be 2.1 mg/L. In addition, all buildings at OU 3 are located upgradient to the monitoring well SHGW03 where TPH-DRO has been detected. The first paragraph of Section 6.14 has been revised as follows:*

"After the diesel contaminated soil removal actions took place at OU 3, total petroleum hydrocarbons – diesel range organic (TPH-DRO) was added to the groundwater monitoring sampling parameters beginning in 2004. All detections of TPH-DRO have been below the Nebraska risk-based concentration (RBC) (10 milligrams per liter [mg/L]) for groundwater (NDEQ, 2009). In March 2018, the TPH-DRO concentration was reported to be 2.1 mg/L. In addition, all buildings at OU 3 are located upgradient to

the monitoring well SHGW03 where TPH-DRO has been detected (Brice/AECOM, 2019). Risk for vapor intrusion at OU3 is negligible since the TPH-DRO detections are below the Nebraska risk-based concentration of 10 mg/L."

TECHNICAL COMMENTS #35. Section 7.5.2, Ecological Risk, Page 61. Ecological risk is only really discussed for OU 4. The FYR states that the ERA for the site indicated there is potential for adverse effects. However, risks associated with exposures to chemicals are considered an overestimation because the areas comprising OU4 are considered to have poor-quality habitat due to past and present uses (i.e., industrial operations) and abundance of manmade structures. As a result of the poor-quality habitat, extensive use of these areas by terrestrial receptors is not expected (USACE, 2000).

Broadly discounting potential ecological risk due to habitat quality is not the typical approach to ERA at federal facility sites, or even other ammunition sites. In fact, the impacts of site operations on aquatic communities within the watershed, as well as the terrestrial exposure within individual OUs, should be considered in FYRs. For example, at the Iowa Army Ammunition Plant (IAAAP), the impacts of site operations on the watersheds within the site have been evaluated, and potential ecological risk at each OU is addressed. Ecological project levels have been developed at IAAAP and are considered in the risk management of the site. If the habitat quality is truly poor or ecological risk does not apply (a building for example), then that is taken into consideration. However, it seems unusual to conclude that there are few ecological receptors across a large federal facility site (due to poor habitat quality), and to not address it at all.

A review of the 1996 ERA for the site found that it did not follow current EPA guidance (EPA, 1997) on conducting ERAs. Substantial deviations from current guidance include the use of background as an initial step in determining the Contaminants of Potential Concern (COPCs), and the lack of Hazard Quotient (HQ) calculations. EPA recommends an updated ERA be conducted for the site, following current EPA guidance, and that the results of the ERA be given consideration as to whether the remedy is protective.

Response: *Please see response to General Comment No. 5 and Technical Comment No. 21.*

TECHNICAL COMMENTS #36. Section 7.11.2, Question B, Page 65. The 1996 ERA was conducted prior to EPA guidance (EPA, 1997), and although significant ecological risk was found, ecological action levels for the site were never developed. Although habitat quality may be sufficiently degraded in some areas such that the exposure assumptions used in this evaluation are warranted, there is substantial uncertainty regarding potential ecological risk at this site.

Response: *Please see response to General Comment No. 5 and Technical Comment No. 21.*

TECHNICAL COMMENTS #37. Section 7.11.4, Technical Assessment Summary, Page 66. Please acknowledge in the text that ecological risk remains an uncertainty at the site.

Response: *Please see response to General Comment No. 5 and Technical Comment No. 21.*

TECHNICAL COMMENTS #38. Section 7.12, Issues, Page 66. Please acknowledge in the text that uncertainty regarding the ecological risk at the site is an issue.

Response: *Please see response to General Comment No. 5 and Technical Comment No. 21. An issue regarding ecological risk will not be added to Section 7.12.*

TECHNICAL COMMENTS #39. Section 7.13, Recommendations And Follow-Up Actions, Page 67. It is recommended that an updated ERA for the site be conducted following current EPA guidance (EPA, 1997).

Response: *Please see response to General Comment No. 5 and Technical Comment No. 21. A recommendation regarding completion of an ERA will not be added to Section 7.13.*

TECHNICAL COMMENTS #40. Section 7.14, Protectiveness Statement, Page 67. Please acknowledge in the text that ecological risk remains an uncertainty at the site.

Response: *Please see response to General Comment No. 5 and Technical Comment No. 21. Section 7.14 will not be revised to acknowledge an ecological risk remains an uncertainty.*

TECHNICAL COMMENTS #41. Section 8.0, Next Review, Page 69. The text here indicates the next review should be completed by September 20, 2025. All Federal Facility FYRs subsequent to the first are scheduled for five years after the planned finish date of the previous FYR. The third FYR was signed on August 13, 2015, making the completion target August 13, 2020. The completion target for the fifth FYR should be five years subsequent to the signature date of the fourth FYR.

Response: *Respectfully disagree. It is understood that AEC and EPA have discussed the completion target for the Fourth Five-Year Review Report and have confirmed the date of September 20, 2020 to be accurate. As a result, there will be no revision to Section 8.0 as a result of this comment. The next Five-Year Review Report will be due by September 20, 2025.*

EPA Provided References:

Brice Engineering/AECOM. 2019. 2018 Annual Groundwater Monitoring Report, Remedial Operations, Groundwater Treatment Facility at OU1 and Groundwater Monitoring at OU1 and OU3, Cornhusker Army Ammunition Plant, Grand Island, Nebraska. May.

Environmental Security Technology Certification Program (ESTCP). 2017. FAQs (Frequently Asked Questions) Regarding PFAS (Per- and Polyfluorinated Alkyl Substances) Associated with AFFF (Aqueous Film-Forming Foam) Use at Military Sites. August.

Tuve, R.L. and Jablonski, E.J. 1963. Application US306665A for Patent: Method of Extinguishing Liquid Hydrocarbon Fires. Filed September 4, 1963, by Tuvey et al., assignors to the United States of America as Represented by the Secretary of the Navy. Application granted June 28.

U.S. Army Corps of Engineers (USACE). 2000. Final Record of Decision for Institutional Controls, Operable Unit Four, Cornhusker Army Ammunition Plant. February. Prepared by IT Corporation.

U.S. Department of the Navy, Office of the Assistant Secretary (Energy, Installations, and Environment), Navy Pentagon. 2016. Memorandum re: Perfluorinated Compounds/Perfluoralkyl Substances, (PFC/PFAS) – Identification of Potential Areas of Concern. Enclosures. June 20.

U.S. Environmental Protection Agency (EPA). 1986. Guidelines for Ground-Water Classification under the EPA Ground-Water Protection Strategy. November.

EPA. 1989. Risk Assessment Guidance for Superfund, Part A. EPA/540/1-89/002.

EPA. 1991. Role of the Baseline Risk Assessment in Superfund Remedy Selection Decisions. OSWER Directive 9355.0-30. April 22.

EPA. 1994. Memorandum: OSWER Directive: Revised Interim Soil Lead Guidance for CERCLA Sites and RCRA Corrective Action Facilities. U.S. Environmental Protection Agency, Office of Solid Waste and Emergency Response. Washington, DC. OSWER Directive 9355.4-12. August.

EPA. 1997. Ecological Risk Assessment Guidance for Superfund: Process for Designing and Conducting Ecological Risk Assessments. Interim Final. Solid Waste and Emergency Response. EPA 540-R-97-006. OSWER 9285.7-25. PB97-963211. June 1997.

EPA. 2001. Comprehensive Five-Year Review Guidance. Office of Emergency and Remedial Response (5204G), EPA 540-R-01-007, OSWER No. 9355.7-03B-P.

EPA. 2009a. Revised Assessment Guidance for Perchlorate. Office of Solid Waste and Emergency Response. January 8

EPA. 2009b. Summary of Key Existing EPA CERCLA Policies for Groundwater Restoration. OSWER Directive 9283.1-33. June 26.

EPA. 2013. Integrated Science Assessment for Lead. EPA/600/R-10/075F. June.

EPA. 2015. Technical Guide for Addressing Petroleum Vapor Intrusion at Leaking Underground Storage Tank Sites. EPA 510-R-15-001. June.

EPA. 2016. OLEM Policy Directive: Updated Scientific Considerations for Lead in Soil Cleanups. OLEM Directive 9200.2-167. December.

EPA. 2018. In Situ Treatment Performance Monitoring: Issues and Best Practices. Ground Water Forum Issue Paper. EPA 542-F-18-002. April.

EPA. 2020a. Regional Screening Levels. May. https://www.epa.gov/risk/regional-screening-levels-rsls-generic-tables

EPA. 2020b. Drinking Water: Notice of Final Action on Perchlorate. June 18., https://www.epa.gov/sdwa/drinking-water-notice-final-action-perchlorate

National Toxicology Program (NTP). 2012. National Toxicology Program Monograph on Health Effects of Low-Level Lead. National Institute of Environmental Health Sciences. June.

URS, 2001. OU1 ROD Amendment, Cornhusker Army Ammunition Plant, Grand Island Nebraska. Prepared for USACE. August.

NEBRASKA DEPARTMENT OF ENVIRONMENT AND ENERGY

COMMENTS AND RESPONSES

This page intentionally left blank.

Comment Response Matrix
Draft Final Cornhusker Army Ammunition Plant – USACE, Kansas City District Five-Year/Periodic Reviews
May 2020

#	Comment Location		Comment	Reviewer*	DAWSON's Response
	Section	Page			
1	2.4	5	The last paragraph is confusing. Please clarify the areas where no new wells are allowed on the site. A review of the NDNR database indicates several domestic and irrigation wells have been installed across the site, including two domestic wells in OU4, along the former load line 3. These are G-174701 and G-184005. The specific planned use of these wells is unknown as none of the nearby structures appear to be residential. None of the new irrigation or domestic wells appear to be in areas of known groundwater contamination, so their presence should not change the protectiveness of the current remedy. However, the text should be updated for clarity.	Nancy Harris, NDEE, (402) 471-1748, June 4, 2020	Concur. An inventory of irrigation and domestic wells at Cornhusker AAP has been added as Appendix A. All other appendices have been adjusted accordingly throughout the report. And references to Appendix A have been added to the discussion of OU 1 and OU 3, where applicable. The last paragraph of Section 2.4 has been revised as follows: "On January 5, 2006, Central Platte Natural Resource District (CPNRD) suspended drilling of new wells and the issuance of permits to construct new wells exceeding pumping rates of 50 gallons per minute in Grand Island and surrounding areas (CPNRD, 2013). The area covered by this suspension includes 6 to 8 miles along the Platte River throughout the CPNRD, which includes the Cornhusker AAP plume area. This suspension is for the installation of all new wells including municipal, industrial, and irrigation wells. The suspension does not include domestic wells, which are registered through the Nebraska Department of Natural Resources, and replacement wells. A replacement well is defined as including a "water well" that "replaces a water well that will not be used after construction of the new water well and the original water well is

Comment Response Matrix
Draft Final Cornhusker Army Ammunition Plant – USACE, Kansas City District Five-Year/Periodic Reviews
May 2020

#	Comment Location		Comment	Reviewer*	DAWSON's Response
	Section	Page			
					decommissioned within 180 days of construction of the new water well." Since the Third Five-Year Review, eight wells have been installed and include four replacement wells, two domestic wells, and two "other" wells (Table 2). As noted in Section 4.0, one "domestic" well was installed at OU 1 in 2017. Section 6.0 identifies two "domestic" wells installed at OU 3 in 2007. An inventory of wells installed at Cornhusker AAP, excluding U.S. Government-owned groundwater monitoring or recovery wells, are presented in Appendix A."
2	4.6.4	16	This text refers to the radius of influence of OU1. Please refer to the appropriate figures that show the current groundwater plume and its area of influence in 2019/2020.	Nancy Harris, NDEE, (402) 471-1748, June 4, 2020	DAWSON has recommended the long-term monitoring contractor provide a figure showing the current groundwater plume and the area of influence in future groundwater monitoring reports. Such a figure is not available for this Fourth Five-Year Review Report.
3	4.7, Table 4	17-22	Please list NDEE as an oversight agency along with EPA in this table.	Nancy Harris, NDEE, (402) 471-1748, June 4, 2020	Concur. DAWSON added NDEE as an oversight agency with EPA to Table 4, which has been renumbered to Table 5.
4	4.7, Table 4	17	The second heading refers to the Land Use Control Implementation Plan from 2019 by the USACE. If this document is cited in Section 9, References, please include a footnote with its number. If not, please	Nancy Harris, NDEE, (402) 471-1748, June 4, 2020	Concur. DAWSON added the 2019 LUCIP to Section 9, References and added a citation to the document.

Comment Response Matrix
Draft Final Cornhusker Army Ammunition Plant – USACE, Kansas City District Five-Year/Periodic Reviews
May 2020

#	Comment Location		Comment	Reviewer*	DAWSON's Response
	Section	Page			
			consider including it as a reference and cite it in this table.		
5	4.7, Table 4	21	The top section indicates temporary wells need to be abandoned within 10 days of installation. Please be aware- Chapter 12 of Title 178 was updated in 2014 to allow temporary wells to remain for up to 90 days. However, any temporary well in place longer than 10 days requires DHHS be notified 30 days before and should describe the type of surface seal to be used.	Nancy Harris, NDEE, (402) 471-1748, June 4, 2020	Concur. DAWSON revised the table to state: "Per Nebraska Administrative Code Title 178, Chapter 12 (NAC 2014), temporary wells (i.e., test holes) can be used in conjunction with groundwater investigations and may be retained for up to 90 days with Nebraska Department of Health and Human Services approval. If temporary wells are to be in place for longer than 10 days, Nebraska Department of Health and Human Services requires 30 days prior notification with a description of the type of surface seal to be used. Therefore, upon completion of sample collection, all temporary monitoring wells will be abandoned within 90 days of installation by a Nebraska-licensed well driller."
6	5.2	32	According to the second paragraph of this section, the former Administrative and Base Housing Areas are to be used for industry or agriculture. This property is currently being used as the Heartland Shooting Park and includes a new 60-unit RV park under construction. The website for the RV park did not indicate a limit on the length of stay. Without such a limitation, people could live in it on a	Nancy Harris, NDEE, (402) 471-1748, June 4, 2020	Concur. The Administrative and Base Housing Area was erroneously identified as only being for industrial and agricultural use. While the ROD does not specify other usage, the property is approved for special recreation and conservation use, as documented in the 1997 Comprehensive Reuse Plan and in City of Grand Island, City Codes Chapter 36-59:

Comment Response Matrix
Draft Final Cornhusker Army Ammunition Plant – USACE, Kansas City District Five-Year/Periodic Reviews
May 2020

#	Comment Location		Comment	Reviewer*	DAWSON's Response
	Section	Page			
			seasonal, or longer term basis. Thus, this part of OU2 should be evaluated for potential residential use. The activity and use limitations may need to be updated.		"**§36-59. Special Recreation/ Conservation (SRC) Zone** *Intent:* This zoning district use is to allow for special outdoor recreational shooting facilities, recreational vehicle campgrounds as well as low impact recreational uses associated with pedestrian and equestrian trails, in accordance with the Cornhusker Army Ammunition Plant (CAAP) Comprehensive Reuse Plan. (A) Permitted Principal Uses: The following principal uses are permitted in the (SRC) Special Recreation/Conservation Zoning District. (1) Agricultural uses excluding feed lots and the commercial feeding of livestock (2) Raising of field crops and horticulture (3) Low impact recreational uses associated with pedestrian and equestrian trails, when consistent with the CAAP Comprehensive Land Use Plan (4) Recreational vehicle campgrounds (5) Outdoor recreational shooting facilities (6) All other Permitted Principal Uses indicated as permitted within the Zoning Matrix [Attachment A hereto] (B) Conditional Uses: The following uses are subject to any conditions listed in this chapter and are subject to conditions relating to the placement of said use on a specific tract of ground in the (SRC) Special Recreation/Conservation Zoning District. (1) Caretaker dwelling associated with outdoor recreational shooting facilities and recreational vehicle campgrounds

Comment Response Matrix
Draft Final Cornhusker Army Ammunition Plant – USACE, Kansas City District Five-Year/Periodic Reviews
May 2020

#	Comment Location		Comment	Reviewer*	DAWSON's Response
	Section	Page			
					(2) All other Conditional Uses indicated as conditional within the Zoning Matrix [Attachment A hereto] (C) Permitted Accessory Uses: (1) Other buildings or uses accessory to a permitted use or conditional use (D) Prohibited Uses: (1) Any use not specifically listed as a permitted principal use, conditional use or permitted accessory use" (E) Space Limitations: (F) Miscellaneous Provisions: (1) Supplementary district regulations shall be complied with as required herein." DAWSON corrected the text as follows: "The Administrative and Base Housing Areas are in the southeastern corner of Cornhusker AAP and encompass approximately one square mile. The property is currently zoned 'Special Recreation/Conservation Zone,' which allows for special outdoor recreational shooting facilities, recreational vehicle campgrounds, as well as low impact recreational uses associated with pedestrian and equestrian trails.[fn] Portions of this property are cultivated for growing various crops; however, most of the property comprises the Heartland Shooting Park and a planned campground with concrete pads for

Comment Response Matrix
Draft Final Cornhusker Army Ammunition Plant – USACE, Kansas City District Five-Year/Periodic Reviews
May 2020

#	Comment Location		Comment	Reviewer*	DAWSON's Response
	Section	Page			
					recreational vehicle parking (USACE, 1998). fn – Chapter 36 Zoning, §36-59. http://city.grand-island.com/City_Code/cc36.htm#B36_059
7	5.5	36	This section says the land in OU 2 is used for agriculture or industry only. See comment 6 and update as needed.	Nancy Harris, NDEE, (402) 471-1748, June 4, 2020	The OU 2 ROD identified future industrial and agricultural land use at OU 2. However, risk evaluations included residential use scenarios as summarized below. The Nebraska Health and Human Services System (NHHSS) evaluated the risk to any future residents based on its review of the OU 2 RI Addendum. Although the Proposed Plan assumed the future use of the OU 2 AOCs would be industrial, it did not require institutional controls to restrict the property from being used for non-industrial uses, such as residential use. An evaluation of the risk presented by the residential use scenario at the OU 2 AOCs was needed to determine whether it was reasonable to do a no-action ROD and forego institutional controls in the ROD. The NHHSS evaluation concluded the risk-based industrial cleanup levels would also be protective for agricultural worker pathways of exposure. NHHSS also reviewed the OU 2 RI Addendum

Comment Response Matrix
Draft Final Cornhusker Army Ammunition Plant – USACE, Kansas City District Five-Year/Periodic Reviews
May 2020

#	Comment Location		Comment	Reviewer*	DAWSON's Response
	Section	Page			
					soil data on each of the OU 2 areas where chemicals of potential concern had been identified. Its evaluation excluded areas where it would not be reasonable to assume residential occupancy, such as the drainage ditches and the evaporation ponds, and where direct exposure to manganese in the subsoil would be unlikely. The carcinogenic and noncarcinogenic residential risks for the remaining areas with the highest concentrations of COPCs above residential risk levels were calculated and found to be within the acceptable range of 10-4 to 10-6 excess cancer risk and a Hazard Index of less than 1.0. Based on an evaluation of the RI data, DAWSON concurs with the residential risk levels being within the acceptable range at the Base Housing and Administration Area. DAWSON will make revisions to Section 5.11.2 but does not propose making changes to Section 5.5.
8	5.11.2	39	See comment 6 and update as needed.	Nancy Harris, NDEE, (402) 471-1748, June 4, 2020	See Response to Comment 7.

*Reviewer: Please provide your name, title, phone number, email, and date of comments. For example:

- *JB – Jessica Berg, DAWSON 8a, Date*
-