Final
February 2023

2022 ANNUAL GROUNDWATER MONITORING REPORT

REMEDIAL ACTION OPERATION GROUNDWATER TREATMENT FACILITY AT OU1 AND GROUNDWATER MONITORING AT OU1 AND OU3

Cornhusker Army Ammunition Plant
Grand Island, Nebraska



U.S. Army Corps of Engineers
Omaha District

3700 Centerpoint Drive, Suite 8223
Anchorage, Alaska 99503

12120 Shamrock Plaza, Suite 100
Omaha, Nebraska 68154

Table of Contents

Section 1 Introduction 1-1

1.1 Project Work Authority 1-1
1.2 Project Purpose and Objective 1-1
1.3 Groundwater Cleanup Goals 1-2
1.4 Summary of Project Activities (August 2021 through July 2022) 1-2
1.5 Site Description 1-3
1.5.1 Facility Description and History 1-3
1.5.2 Load Line Areas Description and History 1-3
1.5.3 Remedial Action History 1-4
1.5.4 Topography, Surface Features, and Environmental Setting 1-6
1.5.5 Geologic Setting 1-7
1.5.6 Hydrogeologic Setting 1-7
1.5.6.1 Grand Island Formation Aquifer 1-7
1.5.6.2 Fullerton Formation Aquitard 1-8
1.5.6.3 Holdrege Formation Aquifer 1-8

Section 2 Field Activities 2-1

2.1 Summary of Field Activities 2-1
2.2 Groundwater Treatment Facility 2-1
2.3 OU1 and OU3 Annual Groundwater Long-Term Monitoring 2-1
2.3.1 Groundwater Level Measurement 2-1
2.3.2 Monitoring Well/Piezometer Purging and Water Quality Parameter Measurement 2-2
2.3.3 Groundwater Sampling 2-3
2.3.3.1 Source Water Sampling 2-3
2.3.3.2 OU1 (Groundwater Explosives Plume) Groundwater Sampling 2-3
2.3.3.3 OU3 (Shop Area) Groundwater Sampling 2-4
2.3.4 Investigation-Derived Waste Disposal Procedures 2-4
2.3.5 Field Documentation, Sample Identification, Sample Handling, and Shipping 2-4
2.3.6 Reporting 2-5
2.3.6.1 Daily Quality Control Reports 2-5
2.3.6.2 Weekly Progress Reports 2-5
2.3.6.3 Photographic Documentation 2-6
2.4 Summary of Additional Field Activities 2-6
2.4.1 OU1 Rebound Study and Subsurface Injections 2-6

Section 3 Hydrogeologic Investigation Results 3-1

3.1 Groundwater Levels 3-1
3.1.1 OU1 (Groundwater Explosives Plume) Water Level Round 3-1
3.1.2 OU3 (Shop Area) Water Level Round 3-2
3.2 Hydraulic Gradients 3-2
3.2.1 OU1 (Groundwater Explosives Plume) Hydraulic Gradients 3-2

3.2.2 OU3 (Shop Area) Hydraulic Gradients 3-3
3.3 Groundwater Flow Velocities 3-3

Section 4 Data Quality Review 4-1
4.1 Data Quality Review/Validation Process 4-1
4.2 Analytical Results Verification 4-2
4.3 Conclusions of Data and Quality Review 4-2

Section 5 Nature and Extent of Contamination and Trend Evaluation 5-1
5.1 OU1 On-Post 5-1
5.1.1 Load Line 1 Area 5-2
5.1.2 Load Line 2 Area 5-3
5.1.3 Between EW6 and EW7 5-4
5.1.4 Decant Station 5-5
5.2 OU1 Off-Post 5-6
5.3 OU3 Shop Area 5-7
5.4 OU1 Statistical Trend Evaluation 5-8
5.4.1 Program Input 5-9
5.4.2 Program Output 5-10
5.4.3 Statistical Results Summary 5-10
5.5 OU1 On-Post Water Quality Parameter Results 5-11

Section 6 Natural Attenuation Evaluation 6-1
6.1 Natural Attenuation Evaluation Methodology 6-1
6.2 Natural Attenuation Water Quality Parameter Results 6-3
6.2.1 OU1 Off-Post (Groundwater Explosives Plume) 6-3
6.2.2 OU3 (Shop Area) 6-5
6.3 Degradation Processes Identification 6-6
6.3.1 OU1 (Groundwater Explosives Plume) Degradation Processes 6-6
6.3.2 OU3 (Shop Area) Degradation Processes 6-8
6.4 Degradation Rates 6-9
6.4.1 OU1 (Groundwater Explosives Plume) Degradation Rates 6-9
6.4.2 OU3 (Shop Area 1,1,2-TCA Plume) Degradation Rates 6-9
6.5 Natural Attenuation Summaries 6-10
6.5.1 OU1 (Groundwater Explosives Plume) Natural Attenuation Summary 6-10
6.5.2 OU3 (Shop Area) Natural Attenuation Summary 6-10

Section 7 Groundwater Flow and Contaminant Fate and Transport Modeling Evaluation 7-1
7.1 Groundwater Flow Modeling 7-1
7.1.1 Groundwater Flow Modeling Approach and Methodology 7-1
7.1.2 Project Uses of the Flow Model 7-1
7.1.3 Modeling Assumptions 7-2
7.1.4 Model Setup and Input Parameters 7-2

7.1.4.1 Finite-Difference Grid 7-2
7.1.4.2 Model Boundary Conditions 7-2
7.1.4.3 Hydrogeologic Input Parameters 7-3
7.1.5 Groundwater Flow Calibrations 7-3
7.1.5.1 Calibrated Groundwater Flow Configuration 7-3
7.1.5.2 Calibration Statistics for the May 2022 Water Level Event 7-4
7.2 Groundwater Contaminant Fate and Transport Model Evaluation 7-4
7.2.1 Contaminant Fate and Transport Modeling Approach and Methods 7-5
7.2.2 Modeling Assumptions 7-6
7.2.3 Contaminant Fate and Transport Model Setup and Input Parameters 7-6
7.2.3.1 Initial Target Compound Concentrations 7-7
7.2.3.2 Residual Source Concentrations 7-7
7.2.3.3 Contaminant Transport Model Input Parameters 7-8
7.2.4 Contaminant Fate and Transport Model Calibration and Limitations 7-9
7.2.4.1 Contaminant Fate and Transport Model Calibration 7-9
7.2.4.2 Contaminant Fate and Transport Model Limitations 7-9
7.2.5 2022 Modeling Results / 2021 and 2022 Mass Comparisons 7-10
7.2.6 Long-Term Modeling Results / Mass Estimations 7-10

Section 8 Institutional Controls Review 8-1

8.1 OU1 Off-Post Groundwater Explosives Plume Institutional Controls 8-1
8.1.1 City Ordinance Institutional Control/Action 8-1
8.1.2 Water Supply Institutional Control/Action 8-2
8.1.3 Hazard Communication Institutional Control/Action 8-2
8.2 OU1 On-Post Groundwater Explosives Plume Institutional Controls 8-2
8.2.1 Deed Restrictions Institutional Control/Action 8-2
8.2.2 Hall County Zoning Plan Institutional Control/Action 8-3
8.2.3 Well Drilling Prohibition Institutional Control/Action 8-3
8.3 OU3 Shop Area Institutional Controls 8-3
8.4 Institutional Controls Review Summary 8-3

Section 9 Conclusions and Recommendations 9-1

9.1 2022 Conclusions 9-1
9.1.1 Groundwater Treatment Facility 9-1
9.1.2 OU1 and OU3 Annual Groundwater Long-Term Monitoring 9-1
9.1.2.1 OU1 On- and Off-Post 9-1
9.1.2.2 OU3 Shop Area 9-2
9.1.2.3 Monitoring Program Optimizations 9-2
9.1.3 Groundwater Modeling 9-2
9.2 2023 Recommendations 9-2

9.2.1 Groundwater Treatment Facility 9-3
9.2.2 OU1 Monitoring Well Abandonments 9-3
9.2.3 OU1 and OU3 Annual Groundwater Long-Term Monitoring 9-4
9.2.3.1 OU1 9-4
9.2.3.2 OU3 9-5
9.2.3.3 OU1 and OU3 Groundwater Monitoring Schedule 9-5
9.2.4 OU1 Direct Push Groundwater Sampling 9-5
9.2.4.1 OU1 On-Post 9-5
9.2.4.2 OU1 Off-Post 9-6
9.2.4.3 OU1 Direct Push Groundwater Sampling Schedule 9-7
9.2.5 Reporting 9-7

Section 10 References 10-1

List of Appendices

Appendix A Well Drilling Licenses

Appendix B Completed Field Forms (CD Only)
- OU1 and OU3 Groundwater Monitoring Sample Collection Field Sheets
- OU1 and OU3 Groundwater Monitoring DQCRs and Weekly Reports

Appendix C Photographic Log

Appendix D Analytical Data and Validation (CD Only)

Appendix E Summary of Present and Historical Analytical Results and Figures (CD Only)

Appendix F Groundwater Modeling Documentation

Appendix G OU1 Statistical Trend Evaluation Sheets (CD Only)

List of Tables

Table 2-1 OU1 On-Post Groundwater Monitoring Wells and Piezometers Sampled

Table 2-2 OU1 Off-Post Groundwater Monitoring Wells Sampled

Table 2-3 OU3 Shop Area Groundwater Monitoring Wells Sampled

Table 2-4 Field Water Quality Parameters, OU1 On-Post Monitoring Wells and Piezometers

Table 2-5 Field Water Quality Parameters, OU1 Off-Post Monitoring Wells

Table 2-6 Field Water Quality Parameter Ranges, OU1 On-Post and Off-Post Monitoring Wells and Piezometers

Table 2-7 Field Water Quality Parameters, OU3 Shop Area Monitoring Wells

Table 2-8 Summary of Explosives and VOCs Detected, IDW – Water

Table 3-1 Water Level Measurements OU1/OU3

Table 4-1a Summary of OU1 Field Duplicate Sample Pairs

Table 4-1b Summary of OU3 Field Duplicate Sample Pair

Table 5-1 Summary of Explosives Detected and Laboratory Water Quality Parameters, OU1 On-Post Monitoring Wells and Piezometers

Table 5-2 Summary of Explosives Detected and Laboratory MNA Parameters, OU1 Off-Post Monitoring Wells

Table 5-3 Frequency of Detections and Concentration Ranges for Explosives at OU1

Table 5-4 Highest Historical OU1 Off-Post Explosives Plume Concentrations

Table 5-5 Summary of VOCs and TPH-DRO Detected and Laboratory MNA Parameters, OU3 Shop Area Monitoring Wells

Table 5-6 Summary of OU1 On-Post Water Quality Parameters, Wells Outside RAO Treatment Areas

Table 5-7 Summary of OU1 On-Post Water Quality Parameters, Wells Inside RAO Treatment Areas

Table 6-1 Summary of OU1 Off-Post MNA Parameters

Table 6-2 Summary of OU3 Shop Area MNA Parameters, Wells Inside RAO Treatment Area

Table 6-3 Summary of OU3 Shop Area MNA Parameters, Wells Outside RAO Treatment Area

Table 7-1 Explosives Mass Estimations and Percent Reductions

Table 8-1 Summary of Institutional Controls: 2022 Review

Table 9-1 2023 Proposed Monitoring Well Abandonment Locations, OU1

Table 9-2 2023 Proposed Water Level Measurement Locations, OU1/OU3

Table 9-3 2023 Proposed Groundwater Sampling Locations, OU1/OU3 Monitoring Wells and Piezometers

Table 9-4 2023 Proposed Direct Push Groundwater Sampling Locations, OU1

List of Figures

Figure 1-1 Facility Location Map

Figure 1-2 Site Location Map

Figure 2-1 2022 Well Sampling Locations Map – Off-Post/On-Post (OU1)

Figure 2-2 2022 Well Sampling Locations Map – Shop Area (OU3)

Figure 3-1 Water Table Elevation Map – May 2022

Figure 3-2 Groundwater Elevation Trends in Selected Shallow Monitoring Wells, March 2000 to May 2022

Figure 5-1 2022 Extent of Explosives Plume and Subsurface Injection Locations, Load Line 1, Load Line 2, and Between EW6 and EW7 (OU1)

Figure 5-2 2022 Extent of Explosives Plume and Subsurface Injection Locations, Decant Station (OU1)

Figure 5-3 On-Post Explosives Concentrations (OU1) – May 2022

Figure 5-4 Off-Post Explosives Concentrations (OU1) – May 2022

Figure 5-5 VOC Concentrations – Shop Area (OU3) May 2022

Figure 5-6 Mann-Kendall Analysis for TNT and RDX, Former Facility Boundary Wells (OU1)

Figure 5-7 Mann-Kendall Analysis for TNT and RDX, Upgradient Wells (OU1)

Figure 6-1a Shallow Groundwater Laboratory Natural Attenuation Parameters (OU1) – May 2022

Figure 6-1b Shallow-Intermediate Groundwater Laboratory Natural Attenuation Parameters (OU1) – May 2022

Figure 6-1c Intermediate Groundwater Laboratory Natural Attenuation Parameters (OU1) – May 2022

Figure 6-1d Deep Groundwater Laboratory Natural Attenuation Parameters (OU1) – May 2022

Figure 6-2 Shallow Groundwater Laboratory Natural Attenuation Parameters – Shop Area (OU3) May 2022

Figure 9-1 Proposed 2023 Well Sampling and Abandonment Locations Map, Off-Post/On-Post (OU1)

Figure 9-2 Proposed 2023 Well Sampling Locations Map, Shop Area (OU3)

Figure 9-3 Proposed 2023 Direct Push and Well Sampling, Abandonment Locations Map, Load Line 1, Load Line 2, and Between EW6 and EW7 (OU1)

Figure 9-4 Proposed 2023 Direct Push and Well Sampling, Abandonment Locations Map, Off-Post (OU1)

Acronyms and Abbreviations

<	less than
>	greater than
±	plus or minus
°C	degrees Celsius
µg/L	micrograms per liter
%	Percent
1,1,2-TCA	1,1,2-trichloroethane
1,2-DCA	1,2-dichloroethane
2-Am-DNT	2-amino-4,6-dinitrotoluene
4-Am-DNT	4-amino-2,6-dinitrotoluene
AECOM	AECOM Technical Services
AFCEC	Air Force Civil Engineer Center
bgs	below ground surface
Brice	Brice Engineering, LLC
BW–URS	Bay West and URS Group Inc.
CCV	continuing calibration verification
CERCLA	Comprehensive Environmental Response, Compensation, and Liability Act
CFR	Code of Federal Regulations
CHAAP	Cornhusker Army Ammunition Plant
CO_2	carbon dioxide
CoC	chain of custody
CPNRD	Central Platte Natural Resources District
DI	Deionized
DNX	di-nitroso-RDX
DO	dissolved oxygen
DOC	dissolved organic carbon
DQCR	Daily Quality Control Report
EW	extraction well
Fe^{2+}	ferrous iron
Fe^{3+}	ferric iron

FFS	Focused Feasibility Study
Freon® 113	1,1,2-trichloro-1,2,2-trifluoroethane
ft/ft	foot per foot or feet per foot
GAC	granular activated carbon
GHB	general head boundary
GIS	Geographic Information System
gpm	gallons per minute
GWTF	groundwater treatment facility
HAL	Health Advisory Level
HE	high explosives
HMX	octahydro-1,3,5,7-tetranitro-1,3,5,7-tetrazocine
ID	identification; inner diameter
IDW	investigation-derived waste
J	estimated qualifier
LCS	laboratory control sample
LOQ	level of quantitation
LL	load line
lpm	liters per minute
LTM	long-term monitoring
MAROS	Monitoring and Remediation Optimization System
MCL	Maximum Contaminant Level
MEC	munitions and explosives of concern
MEK	2-butanone
mg/L	milligrams per liter
MKM	MKM Engineers, Inc.
mm	millimeter
MNA	monitored natural attenuation
MNX	mono-nitroso-RDX
MODFLOW	Modular Three-Dimensional Finite-Difference Groundwater Flow Model
MODPATH	MODFLOW Particle-tracking Model
MS/MSD	matrix spike/matrix spike duplicate

msl	mean sea level
MT3DMS	Modular Transport, 3-dimensional, Multi-species Model
mV	millivolts
No.	number
NDEE	Nebraska Department of Environment and Energy
NDEQ	Nebraska Department of Environmental Quality
NEDNR	Nebraska Department of Natural Resources
NPDES	National Pollutant Discharge Elimination System
O&M	operations and maintenance
ORP	oxidation/reduction potential
OSWER	Office of Solid Waste and Emergency Response
OU	Operable Unit
PIKA	PIKA Inc.
PVC	polyvinyl chloride
QC	quality control
RAO	remedial action operation
RDX	hexahydro-1,3,5-trinitro-1,3,5-triazine
ROD	Record of Decision
RPD	relative percent difference
RSK-175	Robert S. Kerr Environmental Research Laboratory Method 175
SCFS	sample collection field sheet
SM	standard method
SOP	standard operating procedure
TKN	total Kjeldahl nitrogen
TNT	2,4,6-trinitrotoluene
TNX	tri-nitroso-RDX
TPH-DRO	total petroleum hydrocarbon-diesel range organics
U	nondetect qualifier
U.S.	United States
UFP-QAPP	Uniform Federal Policy–Quality Assurance Project Plan
UJ	estimated nondetect qualifier

URS	URS Group, Inc.
URSGWCFS	URS Greiner Woodward-Clyde Federal Services
USACE	United States Army Corps of Engineers
USAEC	United States Army Environmental Center
USDA	United States Department of Agriculture
USEPA	United States Environmental Protection Agency
USGS	United States Geologic Survey
VMODFLOW	Visual MODFLOW
VOC	volatile organic compound
W-C	Woodward-Clyde
WES	Waterways Experiment Station
WJE	Watkins-Johnson Environmental, Inc.

1.1 PROJECT WORK AUTHORITY

The United States (U.S.) Army Corps of Engineers (USACE) has contracted Brice Engineering, LLC (Brice) and AECOM Technical Services (AECOM) to complete the Remedial Action Operation (RAO) of the Groundwater Treatment Facility (GWTF) at Operable Unit (OU) 1 and Groundwater Monitoring at OU1 (groundwater explosives plume) and OU3 (volatile organic compound [VOC] plume at the Shop Area) at the Cornhusker Army Ammunition Plant (CHAAP) near Grand Island, Nebraska. Work for this assignment is being performed under Brice's Contract Number W9128F-18-D-0020, Delivery Order F0041.

1.2 PROJECT PURPOSE AND OBJECTIVE

The project purpose is to complete objectives as stated in the USACE Performance Work Statement dated November 16, 2018. Objectives of the RAO GWTF at OU1 and Groundwater Monitoring at OU1 and OU3 project include operation and maintenance of the groundwater extraction/collection/treatment system at the GWTF for the groundwater explosives plume (OU1) and continued annual groundwater monitoring (long-term monitoring [LTM]) at OU1 and OU3. Additional objectives options currently implemented for the project include completion of an OU1 Rebound Study and additional OU1 subsurface injections with performance monitoring. The work is being completed under the authority of the Comprehensive Environmental Response, Compensation, and Liability Act (CERCLA) with regulatory oversight from the U.S. Environmental Protection Agency (USEPA) Region 7 and the Nebraska Department of Environment and Energy (NDEE).

The purpose of this Annual Report is to evaluate the performance of the OU1/OU3 remedies in accordance with the OU1 Record of Decision (ROD) (U.S. Army Environmental Center [USAEC] 1994), the subsequent OU1 ROD Amendment (URS Greiner Woodward-Clyde Federal Services [URSGWCFS] 2001b), and the OU3 ROD (USACE 1999). The selected remedies in place at CHAAP include:

- Extraction and treatment from OU1 on-post explosives contaminated groundwater
- Monitored natural attenuation (MNA) of the OU1 off-post explosives plume and the OU3 Shop Area 1,1,2-trichloroethane (1,1,2-TCA) plume
- Institutional controls/actions designed to prevent drinking water exposure to contaminated groundwater at OU1/OU3

In addition to the evaluation of the OU1/OU3 remedies, this Annual Report summarizes additional activities that occurred at OU1/OU3 from August 2021 through July 2022 (since 2021 Annual Report events) including:

- OU1 Rebound Study and subsurface injection performance monitoring

1.3 GROUNDWATER CLEANUP GOALS

Health Advisory Levels (HALs) for explosives compounds hexahydro-1,3,5-trinitro-1,3,5-triazine (RDX), 2,4,6-trinitrotoluene (TNT), and octahydro-1,3,5,7-tetranitro-1,3,5,7-tetrazocine (HMX) were established as cleanup goals for CHAAP in the OU1 ROD (USAEC 1994) and the subsequent OU1 ROD Amendment (URSGWCFS 2001b). Federal Maximum Contaminant Levels (MCLs) were established as cleanup goals for 1,1,2-TCA and 1,2-dichloroethane (1,2-DCA) in the OU3 ROD (USACE 1999). Chemical data collected for the OU1 RAO at the GWTF are compared to established CHAAP National Pollutant Discharge Elimination System (NPDES) Permit discharge limits (Nebraska Department of Environmental Quality [NDEQ] 2004) and the USEPA HALs for drinking water, per the CHAAP OU1 ROD Amendment. Chemical data collected at OU1/OU3 are compared to the CHAAP cleanup goals (USEPA HALs and MCLs for drinking water), per the CHAAP OU1 ROD Amendment, the OU3 ROD, and the additional screening levels (USEPA Regional Screening Levels for Tapwater) as listed in the Final Uniform Federal Policy–Quality Assurance Project Plan (UFP-QAPP) (BW-URS 2014b).

RDX, TNT, and HMX were selected for the OU1 chemicals of concern because of their historic use, frequency of occurrence, magnitude of detected concentrations, and potential adverse health effects. HMX has never been detected at concentrations above the HAL.1,2-DCA and 1,1,2-TCA were selected for the OU3 chemicals of concern because of the historic concentrations reported at the Shop Area exceeding the MCLs established in 40 Code of Federal Regulations (CFR) 141, Subpart G (CFR 2012) for these compounds. Total petroleum hydrocarbon-diesel range organics (TPH-DRO) is also analyzed for at select OU3 wells because of a historical diesel release at the Shop Area. No HAL or MCL has been established for TPH-DRO; however, concentrations are compared to the Nebraska risk-based concentration (10 milligrams per liter [mg/L]) for groundwater as presented in the Risk-Based Corrective Action at Petroleum Release Sites, Tier 1/Tier 2 Assessments and Reports (NDEQ 2009).

OU1 HALs:

- 2 micrograms per liter (µg/L) for RDX and TNT
- 400 µg/L for HMX

OU3 MCLs:

- 5 µg/L for 1,1,2-TCA and 1,2-DCA

1.4 SUMMARY OF PROJECT ACTIVITIES (AUGUST 2021 THROUGH JULY 2022)

- Maintained GWTF in stand-by condition and performed routine Operations and Maintenance (O&M) activities following shutdown in October 2019
- Conducted two sampling events (October 2021 and February/March 2022) associated with the OU1 Rebound Study and subsurface injection performance monitoring
- Conducted OU1/OU3 annual groundwater LTM sampling event (May 2022)

1.5 SITE DESCRIPTION

1.5.1 Facility Description and History

CHAAP is located on an 11,936-acre tract approximately 2 miles west of Grand Island, Nebraska (**Figure 1-1**). CHAAP was constructed and became fully operational in 1942 as a U.S. government-owned, contractor-operated facility.

CHAAP, shown on **Figure 1-2**, includes five former load lines (LL), LL1 through LL5 (see **Section 1.5.2**). Other former sites include the Administration Base Housing Area, two Magazine Areas, the Fuze Line, storage and dock facilities, Shop Area, Nitrate Area, CHAAP-05 Open Burning/Open Detonation Burning Grounds, Abandoned Burning Area, Sanitary Landfill, and Pistol Range Burning Grounds/Decant Station Area.

Currently, activities at CHAAP are limited to groundwater remediation activities at the GWTF; leasing property for agriculture; leasing buildings for storage and limited manufacturing; wildlife management; and minor maintenance of the grounds, roads, and leased facilities. The majority of CHAAP property has been transferred to the public over the past 10 to 15 years. According to the Hall County/Grand Island Geographic Information System (GIS) Viewer Interactive Map (Hall County 2022), no property transfers occurred from August 2021 to July 2022.

The area surrounding CHAAP is primarily rural and agricultural, with the City of Grand Island (population approximately 50,000) directly east of the plant.

1.5.2 Load Line Areas Description and History

LL1, LL2, LL3, and LL4 were primarily used as load, assemble, and pack facilities, and LL5 produced micro-gravel mines. LL1 through LL5 are shown on **Figure 1-2**. Production at CHAAP began with the pouring of the first 1,000-pound bomb at LL3 on November 11, 1942. Loading operations ceased on August 14, 1945, after production of 330,562 1,000-pound bombs; 20,698 2,000-pound bombs; 6,951,205 90-pound and 1,506,373 50-pound fragmentation bombs; 11,476,545 105-millimeter (mm) projectiles; 677,380 boosters; and 6,234,850 supplementary charges.

During the period from September 1945 to February 1950, the plant was declared surplus and then placed in standby status under the control of the Ordnance Corps, U.S. Army. Use of the buildings was primarily for grain storage, except for the Nitrate Area, which was used to manufacture fertilizer until April 1948.

In April 1950, CHAAP again became an active installation with the rehabilitation of LL1 and applicable operations for the production of 3.5-inch high explosive (HE) rockets. In December 1950, LL2, LL3, and LL4; the Fuze Line; storage and dock facilities; the administration area; and all appurtenant utilities were rehabilitated. LL1 began production in January 1951 when the first high explosives (HE) rocket warheads were poured at the plant. These warheads were then combined with pre-assembled, pre-loaded rocket motors that were delivered to the plant as motor

units. Production totals for the period between 1951 and 1954 were: 21,413,244 HE anti-tank and practice 3.5-inch rockets; 1,162,828 HE 4.5-inch rockets; 14,000,000 M404A1 and A2 fuzes; and 1,253,499 155mm HE projectiles. In January 1966, production of bombs began and, in 1967, the production of a new end product, the Micro-Gravel Mine XM45, began at LL5. The plant was laid away in 1974 but maintained in a high state of readiness until January 1989 when the plant was declared in excess.

1.5.3 Remedial Action History

From 1987 to 1988, the U.S. Army completed an incineration project designed to excavate and treat soils beneath the unlined leach pits and cesspools at the CHAAP load lines. The purpose of the project was to remove the soil sources of explosives contamination. The project reduced the explosives contamination at these source areas; however, explosives concentrations remained above action levels at 29 of the 58 excavation locations due to excavations terminating at or just below the water table. Excavations were completed between 10 and 15 feet below ground surface (bgs), and in some cases excavations extended up to 5 feet below the water table. Because action levels were not achieved at all excavation locations, some may represent continuous source areas.

An on-post groundwater extraction and treatment system was constructed in the summer of 1998, and full-time operation began in December 1998. The groundwater extraction system included extraction well (EW) 1 through EW6, with a total extraction rate of 750 gallons per minute (gpm). Based on the recommendations of the OU1 ROD Amendment (URSGWCFS 2001b), an additional extraction well (EW7) was installed in March 2000. Additionally, pumping at EW1, EW2, and EW3 was discontinued in 2000 due to nondetection of explosive compounds; however, the overall flow rate to the GWTF was maintained at 750 gpm with EW7 operational. The GWTF treats groundwater for explosives using granular activated carbon (GAC) absorption technology for treatment, and then discharges the treated water to the two on-post drainage canals leading to Silver Creek. The most recent NPDES Permit for CHAAP requires semiannual sampling of the GWTF. Current practice is to sample the GWTF quarterly in the interest of acquiring more frequent data that documents GAC performance and compliance with treatment standards.

The ROD Amendment also included the implementation of MNA for the off-post distal plume. The MNA alternative replaced off-post extraction and treatment originally planned for the distal plume. The LTM program and MNA details are presented in annual reports, most recently the Final 2021 Annual Groundwater Monitoring and Subsurface Injection Report (Brice-AECOM 2022b).

Between 2000 and 2005, thermal decomposition, demolition, and 5X certification of LL1, LL2, LL3, and LL5 were completed by MKM Engineers, Inc. (MKM) (2004, 2005a, 2005b). Thermal decomposition, demolition, and 5X certification of LL4 were completed by PIKA Inc. (PIKA) (formerly MKM) in 2006 (PIKA 2007). 5X certification is defined as the decontamination of property, facilities, equipment, and soils so that they are free of any explosives hazards and can be released for general use or to the general public (MKM 2004). Thermal decomposition and demolition activities included burning and removal of all buildings and their floor slabs; however, concrete foundations and footers were left in place. MKM/PIKA sampled soils underneath the load

line floor slabs for explosives, performed electromagnetic geophysical investigations, and completed munitions and explosives of concern (MEC) clearance.

Soils were sampled as part of the 5X certification process to determine if explosives concentrations were greater than (>) 10 percent by weight. Soils with explosives concentrations >10 percent by weight were mixed with adjacent clean soils until explosives concentrations were less than (<) 10 percent. Explosives-contaminated soil investigations and soil excavations at LL1, LL2, and LL3 were completed in 2006 and at LL4 in 2007. Soil with explosives concentrations above the CHAAP industrial risk soil remediation levels was excavated and disposed at an approved off-site disposal facility. The CHAAP industrial risk soil remediation levels were determined and described in the CHAAP OU3 and OU4 RODs. All property within the fenced areas at LL1, LL2, LL3, LL4, and LL5 has been 5X certified; therefore, MEC support and 5X certification activities are not required during on-post intrusive field activity.

Under the direction of USACE, the OU1 RAO subsurface injection project began in the spring of 2007 and was performed through 2016; and again in 2019 and 2020. The purpose of the project is to enhance anaerobic in situ bioremediation processes and cometabolically degrade RDX and TNT at the primary source areas near EW1, EW4, EW5, and EW6; and residual concentrations near EW7 (in 2019 and 2020). Subsurface injection project results and recommendations have been submitted annually in the subsurface injection annual reports (2007 through 2016) and in OU1 Rebound Study Letter Reports for 2019 and 2020. The most recent injections (2020) are included in the Final OU1 Rebound Study Letter Report – Quarter 4 Event (Brice-AECOM 2021a).

Based on the explosive mass reduction trends and model-predicted results from 2007 to 2009, it was determined that additional injection activities would be beneficial within the load line source areas in LL1 and LL2. As a result, pumping was reduced and eventually discontinued at EW4, EW5, and EW6 to allow source treatment via subsurface injection. To maintain hydraulic control and plume capture at the former CHAAP boundary, the pumping rate at EW7 was increased to 500 gpm and remained at or near that pumping rate from July 2009 until November 2015, when the pumping rate was reduced to 450 gpm. This reduction in pumping rate was recommended in the Final 2014 Annual Groundwater Monitoring and Subsurface Injection Report (BW-URS 2015) based on groundwater modeling that demonstrated a decreased pumping rate was appropriate and will continue to provide hydraulic control of the on-post plume, based on the reduction in plume size/width since the initiation of subsurface injections. Groundwater modeling results and the recommendation to reduce the pumping rate to 300 gpm were included in the Final 2016 Annual Groundwater Monitoring and Subsurface Injection Report (BW-URS 2017b). The flow rate at EW7 was reduced to 300 gpm following USEPA and NDEE approval of that report in November 2017. In October 2019, the EW7 pumping was temporarily discontinued (set to 0 gpm) and the GWTF was winterized and will be maintained in a "standby" status initiated during the OU1 Rebound Study (approximately 2-year duration) with additional OU1 subsurface injection activities. Details of the OU1 Rebound Study are provided in the OU1 Rebound Study Work Plan (Brice-AECOM 2019a).

Recent groundwater monitoring and subsequent statistical analysis have shown explosives concentrations near the former facility boundary between EW6 and EW7 have significantly

declined based on comparison to historical concentrations over the past 23 years. Additionally, numerical groundwater modeling predictions have indicated that operation of EW7 is not needed to prevent the on-post plumes from migrating downgradient. Based on these results, in October 2019, an OU1 Rebound Study was initiated, which included temporary discontinuation of EW7 and GWTF and completion of on-post subsurface injections (voluntary action) to expedite OU1 remediation and reduce cleanup timeframes while continuing to meet cleanup objectives and goals. The OU1 Rebound Study and subsurface injection performance monitoring will establish a sufficient data set to initiate further identified Decision Points and Contingency Actions (i.e., groundwater extraction is no longer needed, groundwater extraction should be resumed, alternative actions) as presented in the Final Addendum 3, UFP-QAPP (OU1 Rebound Study Work Plan) (Brice-AECOM 2019a). Eight total groundwater sampling events (one baseline and seven quarterly events) at approximate quarterly frequency will be completed to closely monitor potential migration of the RDX and TNT plumes and to document any increases/decreases in explosives concentrations in groundwater.

Additional RAO activities have been completed at the Decant Station, just north of LL4. The Decant Station was primarily used for decanting explosives-contaminated 1,1,2-trichloro-1,2,2-trifluoroethane (Freon® 113) through cotton filters into clean receiving drums. Spills or leaks during storage and/or filtering were likely to have caused the explosives contamination at the Decant Station. Under the direction of USACE, subsurface injection activities were performed in 2006 (pilot study), 2007, 2010, 2012, 2014; and following June 2020 OU1 LTM results, were performed again in October-November 2020. Groundwater investigations were performed in 2009, 2010, and 2012. The 2012 investigation results and subsurface injection summary were presented in the 2012 Decant Station Groundwater Investigation and Additional Subsurface Injection Final Letter Report (BW-URS 2013). All Decant Station groundwater monitoring is included in the OU1 groundwater LTM program. The groundwater LTM program and MNA details are presented in the annual reports.

1.5.4 Topography, Surface Features, and Environmental Setting

CHAAP is situated within the alluvial plain of the Platte River basin. Most of the ground surface within the OU1 RAO Load Line Treatment Areas is relatively flat, with an elevation range from about 1,895 feet above mean sea level (msl) (at the northeast corner of LL1) to 1,917 feet above msl (at the southwest corner of LL4). Silver Creek drains a small area on the west and north sides of the facility. Large drainage ditches on the east side of LL1 and LL2 flow from south to north and drain surface water to Silver Creek. Groundwater flow direction is generally toward the northeast within the OU1 RAO Load Line Treatment Areas (see **Section 3.2**).

At LL1 through LL5, few site features remain that are related to former site activities, with the exceptions of asphalt and gravel access roads and extraction well buildings associated with the groundwater extraction system (i.e., EW1 through EW6). Load line properties have been sold to the public and redeveloped, including the removal of former site features, modification to existing utility configurations, and conversion to strictly agricultural cropland. Only LL3, purchased by Hornady Manufacturing, has been developed to support manufacturing, research and development, and storage processes, which included the construction of multiple buildings, utility modifications

(i.e., electric, natural gas, and supply water), and fencing/access restrictions. Additionally, multiple irrigation wells and center pivot systems have been installed on the agricultural cropland where fertilizer applications are likely conducted. Where undeveloped, the load lines support a grass-dominated vegetation community with minimal trees and shrubs.

1.5.5 Geologic Setting

The general geology summarized here was interpreted from soil boring logs completed during the installation of on- and off-post monitoring wells (Watkins-Johnson Environmental, Inc. [WJE] 1993, Woodward-Clyde [W-C] 1999) as well as regional data from the Soil Survey for Hall County (U.S. Department of Agriculture [USDA] 2004). In general, the geologic units underlying the CHAAP study area include (in descending order from the surface) the following:

- Alluvial silty clay and topsoil near the ground surface (from ground surface to about 5 feet bgs).
- Alluvial sands and gravels of the Grand Island Formation (approximately 50 to 60 feet thick).
- A low-permeability, alluvial silty clay unit of the Fullerton Formation (approximately 5 to 15 feet thick) (also referred to as the "blue clay" unit in previous reports [WJE 1993]).
- Alluvial sands and gravels of the Holdrege Formation (reported to be up to 200 feet thick).

These geologic units are laterally extensive across the CHAAP facility.

1.5.6 Hydrogeologic Setting

The following sections summarize the hydrogeologic setting at CHAAP.

1.5.6.1 Grand Island Formation Aquifer

Shallow groundwater underlying CHAAP occurs as an unconfined water table aquifer within the alluvial sands and gravels of the Grand Island Formation. In 2022, the total saturated thickness of the water table aquifer in the OU1 RAO Load Line Treatment Areas averaged about 38 to 48 feet. Hydraulic conductivity values average 300 to 400 feet per day (URS 2001). Current groundwater elevations and gradients are discussed in **Section 3**.

The Grand Island Formation aquifer is used regionally as a water supply source for irrigation and potable water. Locally, there are only two active irrigation wells near the on-post plume (Nebraska Department of Natural Resources [NEDNR] 2022) (shown on **Figure 5-1**). However, historical contaminant migration data and plume geometry indicate irrigation wells have not significantly impacted the groundwater flow over time. Irrigation wells are shown on various figures in **Sections 5** and **9**. Near the historic off-post plume, all private domestic water is supplied by the City of Grand Island. On-post institutional controls (per OU1 ROD Amendment [URSGWCFS

2001b]) prohibit the use of groundwater as a potable water source (and well drilling) within the plume areas (further discussed in **Section 8.1**).

1.5.6.2 Fullerton Formation Aquitard

The underlying Fullerton clay unit is a relatively low-permeability unit that appears to act as a barrier to groundwater flow (i.e., aquitard) in the CHAAP study area. Justification for this interpretation includes:

- The presence of head differences across the Fullerton clay unit, as measured between the Grand Island Formation aquifer and the underlying Holdrege Formation aquifer at locations with nested monitoring wells installed (i.e., one monitoring well screened within each formation).
- The absence of contamination below the Fullerton clay unit at locations where contamination is present at the base of the Grand Island Formation aquifer.

1.5.6.3 Holdrege Formation Aquifer

The sands and gravels of the Holdrege Formation exist as a confined aquifer unit, confined by the overlying Fullerton clay unit within the OU1 RAO Load Line Treatment Areas. Based on historic annual water level data from the deep monitoring wells, the Holdrege Formation is not hydraulically connected to the overlying Grand Island Formation. No explosives contamination has been detected in the wells screened in this deeper aquifer unit.

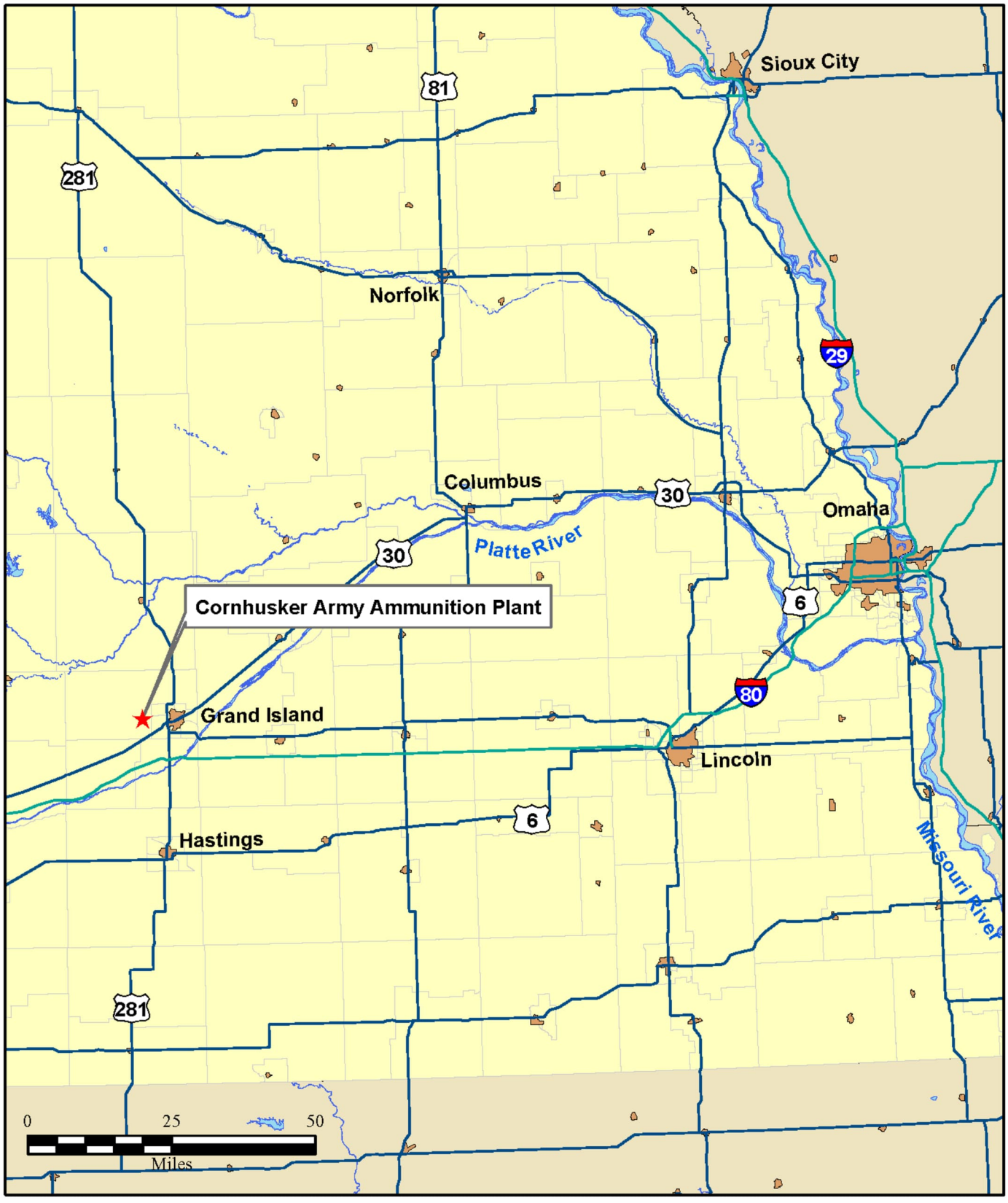





Brice ENGINEERING

AECOM

FACILITY LOCATION MAP
CORNHUSKER ARMY AMMUNITION PLANT

DRN. BY: DPG	DATE: 06/10/22	PROJECT NO. 60565355	FIG. NO. 1-1
CHK'D. BY: DC	DATE: 06/10/22		

Drawing: O:\DCS\Projects\ENV\60565355_CHAAP_2018\900_CAD_GIS\910_CAD\2022\1-1.dwg June 10, 2022 8:13:34 a.m.

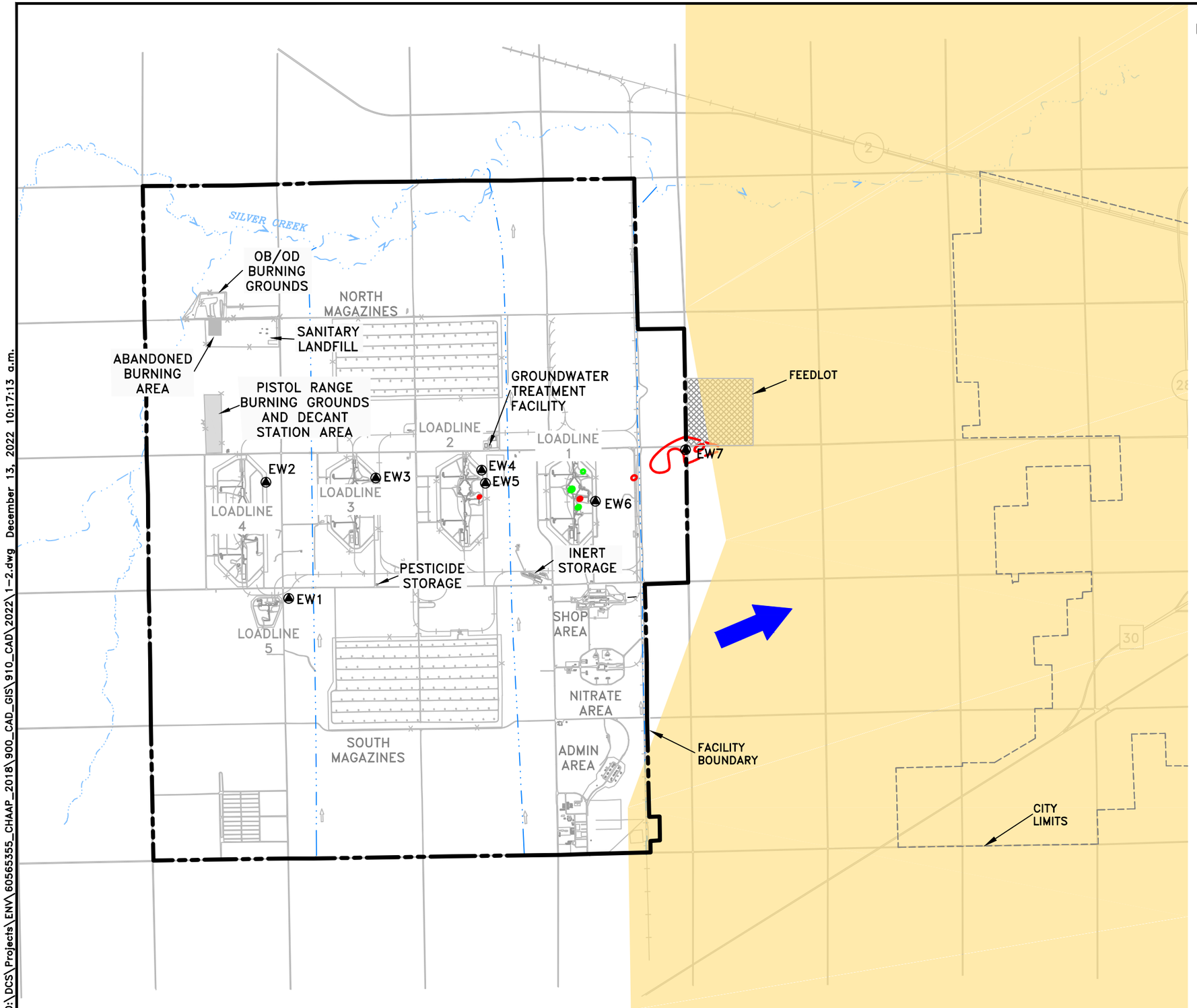

LEGEND:

- ROADS
- FENCE
- FACILITY BOUNDARY
- SURFACE DRAINAGE
- DRAINAGE DITCH FLOW DIRECTION
- GRAND ISLAND CITY LIMITS
- GRAND ISLAND CITY ORDNANCE – OVERLAY ZONE (INCLUDES TWO–MILE JURISDICTION AREA OUTSIDE CITY LIMITS)
- ABANDONED BURNING GROUNDS, SANITARY LANDFILL, PISTOL RANGE BURNING GROUNDS, AND FEEDLOT
- INACTIVE GROUNDWATER EXTRACTION WELL
- 281 STATE ROUTE
- 30 U.S. ROUTE
- 2 INTERPRETED HORIZONTAL EXTENT OF EXPLOSIVES (TNT CONCENTRATIONS >2µg/L) MAY 2022
- 20 INTERPRETED HORIZONTAL EXTENT OF EXPLOSIVES (TNT CONCENTRATIONS >20µg/L) MAY 2022
- 2 INTERPRETED HORIZONTAL EXTENT OF EXPLOSIVES (RDX CONCENTRATIONS >2µg/L) MAY 2022
- 20 INTERPRETED HORIZONTAL EXTENT OF EXPLOSIVES (RDX CONCENTRATIONS >20µg/L) MAY 2022
- GENERAL GROUNDWATER FLOW DIRECTION

NOTE:
CURRENT NATURE AND EXTENT OF CONTAMINATION, CONTAMINANT CONCENTRATIONS, AND DETAILED PLUME MAPS ARE INCLUDED IN SECTION 5.

N

0 4000 8000

SCALE FEET

Bruce ENGINEERING AECOM

SITE LOCATION MAP
CORNHUSKER ARMY AMMUNITION PLANT

DRN. BY: DPG	DATE: 06/10/22	PROJECT NO. 60565355	FIG. NO. 1–2
CHK'D. BY: DC	DATE: 06/10/22		

Drawing: O:\DCS\Projects\ENV\60565355_CHAAP_2018\900_CAD_GIS\910_CAD\2022\1-2.dwg December 13, 2022 10:17:13 a.m.

2.1 SUMMARY OF FIELD ACTIVITIES

This section summarizes the August 2021 through July 2022 field activities for the RAO GWTF at OU1 and groundwater monitoring at OU1/OU3 at CHAAP. Field activities completed for the OU1 Rebound Study and subsurface injections are only summarized below for reference but are provided in detailed OU1 Rebound Study Letter Reports, with the most recent activities included in the Final OU1 Rebound Study Letter Report – Quarter 8 Event (Brice-AECOM 2022d). All field activities were completed in accordance with field protocols and standard operating procedures (SOPs) presented in the Final UFP-QAPP (BW-URS 2014b) and its Final Addendum 2 UFP-QAPP (Brice-AECOM 2018). Applicable Nebraska contractor licenses for field activities completed (i.e., well access, sampling, etc.) are provided in **Appendix A**.

Plume interpretations shown throughout the figures in this document are based on the most recent data at a given well or location, which is a combination of data collected during the annual OU1/OU3 LTM sampling event in May 2022 and the February/March 2022 Quarter 8 (Q8) OU1 Rebound Study and subsurface injection performance monitoring sampling event. Data and evaluations from the February/March 2022 Q8 OU1 Rebound Study and subsurface injection performance monitoring sampling event are presented in the Final OU1 Rebound Study Letter Report – Quarter 8 Event (Brice-AECOM 2022d).

2.2 GROUNDWATER TREATMENT FACILITY

In late October 2019, the approved OU1 Rebound Study began and pumping at EW7 was discontinued (set to 0 gpm) on October 28, 2019. Mothballing of the GWTF was completed to remain in a standby status if pump and treatment activities were to resume at a later date. Routine GWTF O&M activities are ongoing, including monthly service running of air compressors and bump starting of pumps, monthly inspections, lawn mowing, snow removal, pest control, and security. The process shutdown procedures are described in the GWTF O&M Manual (Brice 2019). Quarterly NPDES sampling was also temporarily discontinued, and no samples were collected in 2022. The most recent OU1 RAO quarterly NPDES sampling (October 2019) and results are provided in the Final 2019 Annual Groundwater Monitoring Report (Brice-AECOM 2020b).

2.3 OU1 AND OU3 ANNUAL GROUNDWATER LONG-TERM MONITORING

The following sections summarize the site-wide water level measurements and the annual groundwater purging and sampling activities at OU1/OU3. A summary of the OU1 on-post and off-post sampling locations is presented in **Tables 2-1** and **2-2**, respectively, and site-wide shown on **Figure 2-1**. **Table 2-3** presents a summary of the OU3 Shop Area locations sampled, and the locations are shown on **Figure 2-2**.

2.3.1 Groundwater Level Measurement

Prior to the annual groundwater sampling activities, an OU1/OU3 site-wide water level measurement round was completed at 108 off- and on-post wells and piezometers on May 10 and

11, 2022. Water levels were measured at existing monitoring wells and piezometers and existing observation wells (associated with extraction wells) to determine groundwater elevations, hydraulic gradients, and groundwater flow directions. No extraction wells (including EW7) were in operation during the water level measurement round. Water levels were measured at the surveyed reference point found on the top of the polyvinyl chloride (PVC) well casings using an electronic water level meter. During the water level measurement round, locations were measured over 1 day to minimize the effects of water table fluctuations. Water level measurement locations and results are discussed in **Section 3** and provided in **Table 3-1**.

For OU1, groundwater levels were measured at 12 off-post monitoring wells, 76 on-post monitoring wells and piezometers, and 12 on-post observation wells. For OU3, groundwater levels were measured at eight monitoring wells. OU1/OU3 groundwater level elevations and interpreted water table figures are presented and discussed in **Section 3**.

All water level measurement equipment was properly decontaminated with a nonphosphate soap and triple-rinsed with deionized (DI) water between each well location, in accordance with SOP 7, Equipment and Personnel Decontamination (BW-URS 2014b). Water level measurements followed the procedures outlined in SOP 2, Water Level Measurement (BW-URS 2014b). All measurements at OU1/OU3 were recorded in the field forms and logbooks.

2.3.2 Monitoring Well/Piezometer Purging and Water Quality Parameter Measurement

Prior to purging, the static water level was measured at each well, and the well volume was calculated and recorded on a sample collection field sheet (SCFS). The monitoring wells and piezometers were purged with stainless steel ProActive Monsoon® submersible pumps. The ProActive Monsoon® pump, with new disposable tubing, was lowered to the middle of the screened interval prior to purging. Modified low-flow purging techniques were attempted at each monitoring well and piezometer location, maintaining < 0.3 foot of water level drawdown at a pumping rate of 0.5 liters per minute (lpm) or less. Field water quality parameters, including DO, temperature, pH, conductivity, and oxidation/reduction potential (ORP) were measured at OU1/OU3 monitoring wells and piezometers using an Aqua TROLL 500 water quality probe fitted with a flow-through cell. Turbidity was measured with a LaMotte 2020 turbidity meter. Ferrous iron (Fe^{2+}) was measured using a Hach DR820 colorimeter. Purging continued until field water quality parameters stabilized (i.e., three consecutive readings) within criteria ranges specified in SOP 3, Monitoring Well and Piezometer Groundwater Sampling (BW-URS 2014b) and as stated below.

- pH plus or minus (±) 0.2 units
- Specific conductance ± 3 percent of previous readings
- Dissolved oxygen (DO) ± 10 percent of previous readings
- ORP ± 20 millivolts (mV)
- Turbidity less than or equal to 5 nephelometric turbidity units or 10 percent of previous readings, whichever is greater

- Temperature ± 10 percent of previous readings

The measurements were recorded on an SCFS and are included in **Appendix B**. OU1 on-post and off-post monitoring well field water quality parameter measurements are presented in **Tables 2-4** and **2-5**, respectively. **Table 2-6** summarizes OU1 field water quality parameter concentration ranges for on-post and off-post groundwater. OU3 monitoring well field water quality parameter measurements are presented in **Table 2-7**. Field instrumentation was calibrated using manufacturer guidelines prior to shipment to the site. The water quality probes were recalibrated once per week, and calibration was verified each day with certified standards. Results of calibration checks were recorded in the field logbook.

2.3.3 Groundwater Sampling

The following sections summarize groundwater sampling activities completed during the annual LTM event at OU1/OU3.

2.3.3.1 Source Water Sampling

DI water was used as the source water for decontamination activities during the 2022 annual groundwater sampling activities. DI water was provided by Culligan® of Grand Island, Nebraska. Decontamination procedures included a nonphosphate soap scrub/wash, followed by a triple rinse with DI water. No samples were collected for the source water (DI water used for decontamination activities) during the 2022 annual groundwater sampling activities; however, historical analysis completed of DI water provided by Culligan® for explosives (including mono-nitroso-RDX [MNX]) and VOCs (including Freon® 113) have never been detected, other than trace VOCs that are commonly found in water treatment processes (i.e., Bromodichloromethane, Bromoform, Chloroform, and Dibromochloromethane). Additionally, these trace VOC concentrations detected in the source water have historically been below Project Action Limits and not detected in groundwater samples analyzed for VOCs (see **Sections 2.3.4** and **5.3**).

2.3.3.2 OU1 (Groundwater Explosives Plume) Groundwater Sampling

Groundwater samples were collected at OU1 from 12 off-post monitoring wells and 74 on-post monitoring wells and piezometers from May 11 to May 20, 2022 as shown on **Figure 2-1**. On-post monitoring well G0090 (downgradient of LL1) was identified as being damaged with material blocking the well at approximately 4-feet below top of casing (btoc) (just below the ground surface/approximately 1-foot bgs) and sample collection was unable to be completed. See **Section 2.3.5** for additional details.

After purging was completed, sample containers were filled from the discharge line at a rate of 0.5 lpm or less. Samples were collected and analyzed for the full suite of explosives (including MNX since March 2004) by Method 8330A and laboratory MNA parameters: alkalinity by Method 2320B, ammonia by Method 350.1, carbon dioxide (CO_2) back calculated by Method 2320B, nitrate/nitrite by Method 353.2, sulfate by Method 9056A, sulfide by Method 9034, total Kjeldahl nitrogen (TKN) by Method 351.2, dissolved organic carbon (DOC) by Method 9060A, and methane by Method Robert S. Kerr Environmental Research Laboratory Method 175 (RSK-175).

Groundwater samples were placed in appropriately labeled sample containers, packed in coolers with wet ice (to achieve a cooler temperature of approximately 6 degrees Celsius [°C] or less), and shipped to Eurofins-TestAmerica Laboratory via FedEx. Quality control (QC) samples (field duplicates) and matrix spike/matrix spike duplicates (MS/MSDs) were collected at a 5-percent rate total during the entire field event (i.e., one per 20 samples collected) for all parameters (**Tables 2-1** and **2-2**).

2.3.3.3 OU3 (Shop Area) Groundwater Sampling

Groundwater samples were collected at the OU3 Shop Area from six monitoring wells on May 18, 2022 as shown on **Figure 2-2**. Four of the six wells (G0053, G0069, SAMW1, and SHGW04) were sampled this year as part of the three-year sampling frequency. Purging was completed at all wells, and the sample containers were filled from the discharge line at a rate of 0.5 lpm or less. Samples were collected and analyzed for the full suite of VOCs (including Freon® 113) by Method 8260B and for select laboratory MNA parameters including alkalinity by Method 2320B, nitrate/nitrite by Method 353.2, sulfate by Method 9056A, and dissolved gases (methane, ethane, and ethene) by Method RSK-175. Groundwater from three wells (G0069, SHGW03, and SHGW04) was also sampled and analyzed for TPH-DRO by Method 8015B.

Groundwater samples were placed in appropriately labeled sample containers, packed in coolers with wet ice (to achieve a cooler temperature of approximately 6°C or less), and shipped to Eurofins-TestAmerica Laboratory via FedEx. One field duplicate sample was collected at OU3 (contributing to the 5-percent rate total during the entire field event) and analyzed for all parameters. The field duplicate sample identification (ID) number is shown in **Table 2-3**.

2.3.4 Investigation-Derived Waste Disposal Procedures

Investigation-derived waste (IDW) from the May 2022 sampling event activities consisted of purge and decontamination water. IDW disposal was completed in accordance with NDEE IDW procedures as outlined in the Final UFP-QAPP (BW-URS 2014b), as follows:

- A visual inspection of the IDW was conducted for evidence of potential contamination (i.e., discoloration, sheen, etc.). No visual evidence of potential contamination was observed.
- All IDW water was containerized in an IDW-labeled poly tank located at the GWTF and sampled for site waste characterization analysis (Explosives [including MNX] [Method 8330A]) and VOCs [Method 8260B]). All IDW analytical results were below HALs or MCLs, as summarized in **Table 2-8** (data included in **Appendix D**).
- Following receipt of analytical results, all IDW water was discharged to the ground surface.

2.3.5 Field Documentation, Sample Identification, Sample Handling, and Shipping

The observations and data collected during field activities were recorded with waterproof ink in a permanently bound, waterproof logbook with consecutively numbered pages, and/or on the well

SCFS (provided in **Appendix B**), if applicable. During OU1/OU3 annual groundwater sampling activities, the following observations were identified during field activities. Possible or completed corrective measures are provided for each observation:

- G0090: Damaged/blockage at approximately 4-feet btoc (just below ground surface) which prevented access for sampling activities. As there were no other identified causes of damage to the well, shallow tree roots were assumed to have compromised the well casing causing backfill material to penetrate the well. This assumption could not be confirmed in the field.
  - Maintenance will need to be completed to clear obstruction below ground surface and redevelop or abandonment and reinstallation, if necessary.

Samples were collected in laboratory-provided containers. Samples collected during the OU1/OU3 annual groundwater sampling activities were given discrete ID codes. Each ID code included the sample location number (sample depth for direct push groundwater samples), and collection date. Sample ID labels were attached to each sample container and completed using waterproof, permanent ink. The labels were completed with the sampler's name, sample ID number, date and time of sample collection, preservation type, analyses requested, and sampling matrix. Sample containers were placed into coolers, packed with wet ice, and made ready for shipment. The chain-of-custody (CoC) forms were included in each cooler. A copy of each CoC was maintained to document sample handling between the field and the laboratory. Sample coolers were shipped to Eurofins-TestAmerica Laboratory during each sampling event. All samples were shipped via FedEx priority overnight delivery.

All field documentation, sample ID, sample handling, and shipping procedures were completed in accordance with SOP 6, Sample ID, Handling, Documentation, Shipping, and Tracking (BW-URS 2014b).

2.3.6 Reporting

2.3.6.1 Daily Quality Control Reports

Daily Quality Control Reports (DQCRs) were completed for each day of fieldwork associated with the OU1/OU3 annual groundwater monitoring event. DQCRs include a summary of daily field activities, safety activities, quality assurance/QC activities pertaining to all features of work, problems encountered in the field, and any corrective actions that were taken. Copies of the completed DQCRs are provided in **Appendix B**. DQCRs for additional fieldwork activities completed in 2022 (i.e., OU1 Rebound Study, OU1 subsurface injection performance monitoring) are included in associated submittals.

2.3.6.2 Weekly Progress Reports

Weekly progress reports were completed throughout the duration of field activities for the OU1/OU3 annual groundwater monitoring event. Weekly progress reports were submitted to the USACE Project Manager. The weekly reports included a summary of all work performed in a particular week including mobilization, site preparation, site access, surveying, OU1/OU3 annual

water level rounds and groundwater sampling, and demobilization actions. The weekly reports also included a summary of the problems encountered, deviations from the scope of work, percentage of work performed, and records of conversations or other correspondence among CHAAP team members. Copies of the weekly progress reports are provided in **Appendix B**. Weekly progress reports for additional fieldwork activities completed in 2022 (i.e., OU1 Rebound Study, OU1 subsurface injection performance monitoring) are included in associated submittals.

2.3.6.3 Photographic Documentation

A photographic record of site activities and progress was maintained throughout the course of the OU1/OU3 annual groundwater monitoring event field activities. Pertinent photographs were compiled, described, and presented in a photographic log of May 2022 fieldwork activities. This photographic log is provided in **Appendix C**. Photographic logs for additional fieldwork activities completed in 2022 (i.e., OU1 Rebound Study, OU1 subsurface injection performance monitoring) are included in associated submittals.

2.4 SUMMARY OF ADDITIONAL FIELD ACTIVITIES

2.4.1 OU1 Rebound Study and Subsurface Injections

The OU1 Rebound Study included eight sampling events (one baseline, seven follow-up), on an approximately quarterly frequency. Groundwater samples have been collected from 36 select OU1 on- and off-post monitoring wells (18 on-post, 18 off-post) per sampling event to determine explosives and MNA parameter concentrations and potential explosives plume migration trends both off-post and on-post. Beginning in February/March 2021 (Quarter 5), six off-post monitoring wells (NW050, NW051, NW052, NW080, NW081R, and NW082R) that were part of the quarterly OU1 Rebound Study sampling events and/or OU1 annual LTM event can no longer be accessed due to the landowner not renewing the access lease and will be abandoned (further discussed in **Section 9.2**).

Once the OU1 Rebound Study was initiated, one baseline sampling event (October 2019) was completed prior to shutdown of EW7. Additionally, direct push groundwater samples are collected in the off-post area directly downgradient of EW7 to determine and verify the farthest downgradient extent of the explosives plume (within the EW7 capture zone) while EW7 was operating, and following shutdown, to identify potential explosives plume migration.

Concurrent with the OU1 Rebound Study, two rounds of on-post subsurface injections (2019 and 2020) were completed near the former facility boundary in the areas of highest RDX and TNT concentrations, and at on-post areas with RDX and TNT concentrations remaining above HALs to accelerate the remedial timeframes. For the 2019 subsurface injection event, four quarterly groundwater sampling events were completed to evaluate injection performance: baseline – October 2019, Q2 – February/March 2020, Q3 – May/June 2020, and Q4 – September/October 2020. For the 2020 subsurface injection event, four quarterly groundwater sampling events were completed to evaluate injection performance: Q5 – February/March 2021, Q6 – May/June 2021, Q7 – October 2021, and Q8 – February/March 2022.

The OU1 Rebound Study and 2019 OU1 subsurface injection activities with associated quarterly performance monitoring activities are detailed in the Final OU1 Rebound Study Letter Report – Baseline Event (Brice-AECOM 2020a), Final OU1 Rebound Study Letter Report – Quarter 2 Event (Brice-AECOM 2020c), Final OU1 Rebound Study Letter Report – Quarter 3 Event (Brice-AECOM 2020d), and Final OU1 Rebound Study Letter Report – Quarter 4 Event (Brice-AECOM 2021a). More recent OU1 Rebound Study and the 2020 OU1 subsurface injection activities with associated quarterly performance monitoring activities are detailed in the Final OU1 Rebound Study Letter Report – Quarter 5 Event (Brice-AECOM 2021c), Final OU1 Rebound Study Letter Report – Quarter 6 Event (Brice-AECOM 2022a), Final OU1 Rebound Study Letter Report – Quarter 7 Event (Brice-AECOM 2022c), and Final OU1 Rebound Study Letter Report – Quarter 8 Event (Brice-AECOM 2022d).

TABLE 2-1
OU1 ON-POST GROUNDWATER MONITORING WELLS AND PIEZOMETERS SAMPLED
2022 ANNUAL REPORT

Well Number	Sample Date	Explosives[1]	Laboratory MNA Parameters[2]	Field MNA Parameters[3]	Field Duplicate Sample ID[4]	Field MS/MSD Sample ID[5]
G0017	5/20/2022	X	X	X		
G0022	5/13/2022	X	X	X		
G0023	5/16/2022	X	X	X		
G0024	5/18/2022	X	X	X		
G0044	5/17/2022	X	X	X		
G0045	5/20/2022	X	X	X		
G0048	5/16/2022	X	X	X		
G0049	5/16/2022	X	X	X		
G0066R	5/19/2022	X	X	X		
G0067	5/14/2022	X	X	X		
G0070	5/12/2022	X	X	X		G0070-22A MS/MSD
G0075	5/12/2022	X	X	X		
G0076	5/12/2022	X	X	X		
G0077	5/18/2022	X	X	X		
G0078	5/20/2022	X	X	X		
G0079	5/12/2022	X	X	X		
G0080	5/11/2022	X	X	X		
G0081	5/13/2022	X	X	X		
G0082	5/11/2022	X	X	X		
G0083	5/11/2022	X	X	X		
G0084	5/15/2022	X	X	X		
G0085	5/15/2022	X	X	X		
G0086	5/18/2022	X	X	X		
G0087	5/13/2022	X	X	X		
G0088	5/13/2022	X	X	X		
G0089	5/16/2022	X	X	X		
G0090*	NS	NS	NS	NS		

Notes:

*G0090 damaged with down hole blockage (assumed to be shallow tree roots penetrating the well casing allowing bentonite-backfill material inside the well) and unable to be sampled. Well is being recommended for maintenance/redevelopment.

[1]Explosives (+MNX) analysis (SW846 Method 8330A).

[2]Laboratory MNA parameters for OU1 (on- and off-post) include: methane (Method RSK 175), total Kjeldahl nitrogen (Method 351.2), nitrate/nitrite (Method 353.2), sulfate (Method 9056A), sulfide (Method 9034), ammonia (Method 350.1), dissolved organic carbon (Method 9060A), alkalinity (Method 2320B), and carbon dioxide (back calculated Method 2320B).

[3]Field MNA parameters include: dissolved oxygen, oxidation/reduction potential, ferrous iron, specific conductance, turbidity, pH, and temperature.

[4]Field duplicate samples were collected at a rate of 5% (1 per 20 samples collected) for the full suite of laboratory parameters. Wells were chosen for field duplicate samples based on presence of historic explosives concentrations at those locations.

[5]MS/MSD samples were collected at a rate of 5% (1 per 20 samples collected) for the full suite of laboratory parameters. Wells were chosen for MS/MSD samples based on the lack of historic explosives concentrations at those locations.

% = percent
ID = identification number
MNX = mono-nitroso-RDX
MS/MSD = matrix spike/matrix spike duplicate
MNA = monitored natural attenuation
NS = not sampled
OU = Operable Unit
PZ = piezometer
RDX = hexahydro-1,3,5-trinitro-1,3,5-triazine
RSK = Robert S. Kerr Environmental Research Laboratory
BTOC = below top of casing

TABLE 2-1
OU1 ON-POST GROUNDWATER MONITORING WELLS AND PIEZOMETERS SAMPLED
2022 ANNUAL REPORT

Well Number	Sample Date	Explosives[1]	Laboratory MNA Parameters[2]	Field MNA Parameters[3]	Field Duplicate Sample ID[4]	Field MS/MSD Sample ID[5]
G0091	5/12/2022	X	X	X		
G0092	5/12/2022	X	X	X		
G0093	5/20/2022	X	X	X		
G0094	5/19/2022	X	X	X	G0294-22A	
G0095	5/19/2022	X	X	X		
G0096	5/19/2022	X	X	X	G0296-22A	
G0097	5/15/2022	X	X	X		
G0098	5/15/2022	X	X	X		
G0099	5/16/2022	X	X	X		
G0100	5/19/2022	X	X	X		
G0101	5/19/2022	X	X	X		
G0102	5/17/2022	X	X	X		
G0103	5/17/2022	X	X	X		
G0104	5/17/2022	X	X	X		
G0105	5/17/2022	X	X	X		
G0106	5/17/2022	X	X	X		
G0107	5/17/2022	X	X	X		
G0108	5/14/2022	X	X	X		
G0109	5/14/2022	X	X	X		
G0110	5/14/2022	X	X	X		
G0111	5/19/2022	X	X	X	G0311-22A	
G0112	5/15/2022	X	X	X		
G0113	5/14/2022	X	X	X		
G0114	5/14/2022	X	X	X		
G0115	5/19/2022	X	X	X		
G0116	5/13/2022	X	X	X		
G0117	5/13/2022	X	X	X		

Notes:

*G0090 damaged with down hole blockage (assumed to be shallow tree roots penetrating the well casing allowing bentonite-backfill material inside the well) and unable to be sampled. Well is being recommended for maintenance/redevelopment.

[1]Explosives (+MNX) analysis (SW846 Method 8330A).

[2]Laboratory MNA parameters for OU1 (on- and off-post) include: methane (Method RSK 175), total Kjeldahl nitrogen (Method 351.2), nitrate/nitrite (Method 353.2), sulfate (Method 9056A), sulfide (Method 9034), ammonia (Method 350.1), dissolved organic carbon (Method 9060A), alkalinity (Method 2320B), and carbon dioxide (back calculated Method 2320B).

[3]Field MNA parameters include: dissolved oxygen, oxidation/reduction potential, ferrous iron, specific conductance, turbidity, pH, and temperature.

[4]Field duplicate samples were collected at a rate of 5% (1 per 20 samples collected) for the full suite of laboratory parameters. Wells were chosen for field duplicate samples based on presence of historic explosives concentrations at those locations.

[5]MS/MSD samples were collected at a rate of 5% (1 per 20 samples collected) for the full suite of laboratory parameters. Wells were chosen for MS/MSD samples based on the lack of historic explosives concentrations at those locations.

% = percent
ID = identification number
MNX = mono-nitroso-RDX
MS/MSD = matrix spike/matrix spike duplicate
MNA = monitored natural attenuation
NS = not sampled
OU = Operable Unit
PZ = piezometer
RDX = hexahydro-1,3,5-trinitro-1,3,5-triazine
RSK = Robert S. Kerr Environmental Research Laboratory
BTOC = below top of casing

TABLE 2-1
OU1 ON-POST GROUNDWATER MONITORING WELLS AND PIEZOMETERS SAMPLED
2022 ANNUAL REPORT

Well Number	Sample Date	Explosives[1]	Laboratory MNA Parameters[2]	Field MNA Parameters[3]	Field Duplicate Sample ID[4]	Field MS/MSD Sample ID[5]
G0118	5/14/2022	X	X	X		
G0119	5/19/2022	X	X	X		
G0121	5/19/2022	X	X	X		
G0122	5/19/2022	X	X	X		
G0123	5/19/2022	X	X	X		
PZ001	5/16/2022	X	X	X		PZ001-22A MS/MSD
PZ004	5/16/2022	X	X	X		
PZ005	5/17/2022	X	X	X		
PZ007	5/13/2022	X	X	X		PZ007-22A MS/MSD
PZ009	5/17/2022	X	X	X		
PZ010	5/17/2022	X	X	X		
PZ011	5/17/2022	X	X	X		
PZ012	5/17/2022	X	X	X		
PZ013	5/13/2022	X	X	X		
PZ014	5/13/2022	X	X	X		
PZ015	5/15/2022	X	X	X		
PZ016	5/15/2022	X	X	X		
PZ017R	5/18/2022	X	X	X	PZ021-22A	
PZ018	5/18/2022	X	X	X		
PZ019	5/17/2022	X	X	X		PZ019-22A MS/MSD
PZ020	5/18/2022	X	X	X		
OU1 On-Post Totals		**74**	**74**	**74**	**4**	**4**

Notes:

*G0090 damaged with down hole blockage (assumed to be shallow tree roots penetrating the well casing allowing bentonite-backfill material inside the well) and unable to be sampled. Well is being recommended for maintenance/redevelopment.

[1]Explosives (+MNX) analysis (SW846 Method 8330A).

[2]Laboratory MNA parameters for OU1 (on- and off-post) include: methane (Method RSK 175), total Kjeldahl nitrogen (Method 351.2), nitrate/nitrite (Method 353.2), sulfate (Method 9056A), sulfide (Method 9034), ammonia (Method 350.1), dissolved organic carbon (Method 9060A), alkalinity (Method 2320B), and carbon dioxide (back calculated Method 2320B).

[3]Field MNA parameters include: dissolved oxygen, oxidation/reduction potential, ferrous iron, specific conductance, turbidity, pH, and temperature.

[4]Field duplicate samples were collected at a rate of 5% (1 per 20 samples collected) for the full suite of laboratory parameters. Wells were chosen for field duplicate samples based on presence of historic explosives concentrations at those locations.

[5]MS/MSD samples were collected at a rate of 5% (1 per 20 samples collected) for the full suite of laboratory parameters. Wells were chosen for MS/MSD samples based on the lack of historic explosives concentrations at those locations.

% = percent

ID = identification number

MNX = mono-nitroso-RDX

MS/MSD = matrix spike/matrix spike duplicate

MNA = monitored natural attenuation

NS = not sampled

OU = Operable Unit

PZ = piezometer

RDX = hexahydro-1,3,5-trinitro-1,3,5-triazine

RSK = Robert S. Kerr Environmental Research Laboratory

BTOC = below top of casing

TABLE 2-2
OU1 OFF-POST GROUNDWATER MONITORING WELLS SAMPLED
2022 ANNUAL REPORT

Well Number	Sample Date	Explosives[1]	Laboratory MNA Parameters[2]	Field MNA Parameters[3]	Field Duplicate Sample ID[4]	Field MS/MSD Sample ID[5]
CA210	5/11/2022	X	X	X		
CA211	5/11/2022	X	X	X		
CA212	5/11/2022	X	X	X		
CA213	5/11/2022	X	X	X		
NW020	5/16/2022	X	X	X	NW220-22A	
NW021	5/16/2022	X	X	X		
NW022	5/16/2022	X	X	X		
NW060	5/12/2022	X	X	X		
NW061	5/12/2022	X	X	X		
NW062	5/12/2022	X	X	X		NW062-22A MS/MSD
NW070	5/11/2022	X	X	X		
NW071	5/11/2022	X	X	X		
OU1 Off-Post Totals		**12**	**12**	**12**	**1**	**1**

Notes:

[1]Explosives (+MNX) analysis (SW846 Method 8330A).

[2]Laboratory MNA parameters for OU1 (on- and off-post) include: methane (Method RSK 175), total Kjeldahl nitrogen (Method 351.2), nitrate/nitrite (Method 353.2), sulfate (Method 9056A), sulfide (Method 9034), ammonia (Method 350.1), dissolved organic carbon (Method 9060A), alkalinity (Method 2320B), and carbon dioxide (back calculated Method 2320B).

[3]Field MNA parameters include: dissolved oxygen, oxidation/reduction potential, ferrous iron, specific conductance, turbidity, pH, and temperature.

[4]Field duplicate samples were collected at a rate of 5% (1 per 20 samples collected) for the full suite of laboratory parameters. Wells were chosen for field duplicate samples based on presence of historic explosives concentrations at those locations.

[5]MS/MSD samples were collected at a rate of 5% (1 per 20 samples collected) for the full suite of laboratory parameters. Wells were chosen for MS/MSD samples based on the lack of historic explosives concentrations at those locations.

% = percent

ID = identification number

MNX = mono-nitroso-RDX

MS/MSD = matrix spike/matrix spike duplicate

MNA = monitored natural attenuation

OU = Operable Unit

RDX = hexahydro-1,3,5-trinitro-1,3,5-triazine

RSK = Robert S. Kerr Environmental Research Laboratory

TABLE 2-3
OU3 SHOP AREA GROUNDWATER MONITORING WELLS SAMPLED
2022 ANNUAL REPORT

Well Number	Sample Date	VOCs[1]	TPH-DRO[2]	Laboratory MNA Parameters[3]	Field MNA Parameters[4]	Field Duplicate Sample ID[5]	Field MS/MSD Sample ID[6]
G0053	5/18/2022	X		X	X		
G0069	5/18/2022	X	X	X	X		
SAMW1	5/18/2022	X		X	X		
SHGW02	5/18/2022	X		X	X	SHGW05-22A	
SHGW03	5/18/2022	X	X	X	X		
SHGW04	5/18/2022	X	X	X	X		
OU3 Shop Area Totals		**6**	**3**	**6**	**6**	**1**	**0**

Notes:

[1]VOCs analysis (SW846 Method 8260B).

[2]TPH-DRO analysis (SW846 Method 8015B).

[3]Laboratory MNA parameters for OU3 Shop Area include: methane, ethane, ethene (Method RSK 175), nitrate/nitrite (Method 353.2), sulfate (Method 9056A), and alkalinity (Method 2320B).

[4]Field MNA parameters include: dissolved oxygen, oxidation/reduction potential, ferrous iron, specific conductance, turbidity, pH, and temperature.

[5]Field duplicate samples were collected at a rate of 5% (1 per 20 samples collected) for the full suite of laboratory parameters. Well was chosen for field duplicate sample based on presence of historic VOC concentrations at this location.

[6]MS/MSD samples were collected at a rate of 5% (1 per 20 samples collected) for the full suite of laboratory parameters.

% = percent

ID = identification number

MS/MSD = matrix spike/matrix spike duplicate

MNA = monitored natural attenuation

OU = Operable Unit

TPH-DRO = total petroleum hydrocarbons-diesel range organics

VOC = volatile organic compound

RSK = Robert S. Kerr Environmental Research Laboratory

TABLE 2-4
FIELD WATER QUALITY PARAMETERS
OU1 ON-POST MONITORING WELLS AND PIEZOMETERS
2022 ANNUAL REPORT

Well Number	Sample Date	pH	Temperature (°C)	Specific Conductance (mS/cm)	DO (mg/L)	ORP (mV)	Turbidity (NTU)	Ferrous Iron (mg/L)
G0017	5/20/2022	7.29	12.28	1.196	0.01	-112.6	4.12	0.16
G0022	5/13/2022	6.85	14.76	0.682	0.03	39.9	2.25	0.33
G0023	5/16/2022	6.42	15.33	0.780	0.12	-99.3	4.65	0.42
G0024	5/18/2022	5.93	14.56	0.351	3.05	131.9	4.26	0.05
G0044	5/17/2022	7.08	16.56	2.461	4.44	196.4	3.16	0.01
G0045	5/20/2022	7.28	13.37	2.657	0.01	-89.7	3.58	0.12
G0048	5/16/2022	6.58	14.58	0.895	0.33	139.4	6.58	0.27
G0049	5/16/2022	7.03	16.40	0.938	0.29	-70.4	8.92	1.83
G0066R	5/19/2022	6.69	15.59	1.784	0.01	-68.6	4.83	2.01
G0067	5/14/2022	6.59	12.69	0.916	4.28	201.1	0.73	0.12
G0070	5/13/2022	7.32	16.09	0.334	0.31	15.2	3.22	0.36
G0075	5/13/2022	7.08	14.21	0.678	0.19	247.7	0.36	0.19
G0076	5/13/2022	7.13	20.30	1.420	0.12	-41.3	1.06	2.36
G0077	5/18/2022	6.31	19.17	1.054	3.11	191.1	3.31	0.05
G0078	5/20/2022	6.74	14.65	1.008	0.15	-27.1	0.70	1.31
G0079	5/12/2022	6.83	15.78	0.556	0.35	140.8	2.84	0.19
G0080	5/11/2022	6.91	17.28	0.800	0.03	162.8	3.53	0.05
G0081	5/13/2022	6.48	15.87	0.529	0.04	3.5	0.85	1.62
G0082	5/11/2022	6.43	22.52	0.060	0.00	102.1	0.31	0.18
G0083	5/11/2022	6.35	16.74	1.213	0.05	144.5	3.13	0.00
G0084	5/15/2022	6.82	14.32	0.793	0.01	-92.6	5.43	1.33
G0085	5/15/2022	7.06	13.26	1.116	0.01	-91.2	3.67	2.56
G0086	5/18/2022	6.85	15.69	0.818	0.14	203.2	3.32	0.02
G0087	5/13/2022	6.64	14.58	0.629	0.19	170.4	3.33	0.31
G0088	5/13/2022	6.97	16.64	0.767	0.07	182.9	2.29	0.34
G0089	5/16/2022	6.41	14.59	0.770	0.02	201.9	4.29	0.06
G0090*	NS	NS	NS	NS	NS	NS	NS	NS
G0091	5/12/2022	6.37	16.51	1.119	3.71	99	2.79	0.04
G0092	5/12/2022	6.64	17.35	1.372	0.13	36.9	2.91	0.15
G0093	5/20/2022	6.86	14.63	0.776	0.08	-73.4	2.18	2.47

Notes:

*G0090 damaged with down hole blockage (assumed to be shallow tree roots penetrating the well casing allowing bentonite-backfill material inside the well) and unable to be sampled. Well is being recommended for maintenance/redevelopment.

Field water quality parameters for all wells were measured using an Aqua TROLL® 500 MPS equipped with a flow-through cell with the exception of turbidity and ferrous iron. Turbidity was measured using a LaMotte turbidity meter (2020). Ferrous iron was measured using a Hach colorimeter (DR/820).

°C = degrees Celsius
DO = dissolved oxygen
mg/L = milligrams per liter
MPS = multiprobe system
mS/cm = milliSiemens per centimeter
mV = millivolts
NS = not sampled
NTU = nephelometric turbidity units
ORP = oxidation/reduction potential
OU = Operable Unit
PZ = piezometer

TABLE 2-4
FIELD WATER QUALITY PARAMETERS
OU1 ON-POST MONITORING WELLS AND PIEZOMETERS
2022 ANNUAL REPORT

Well Number	Sample Date	pH	Temperature (°C)	Specific Conductance (mS/cm)	DO (mg/L)	ORP (mV)	Turbidity (NTU)	Ferrous Iron (mg/L)
G0094	5/19/2022	6.10	14.84	0.796	0.01	-3.2	5.97	2.18
G0095	5/19/2022	6.86	13.67	2.137	0.01	-123.1	5.16	1.90
G0096	5/19/2022	6.27	14.79	1.087	0.01	-20.3	1.79	2.93
G0097	5/15/2022	6.24	14.67	1.195	0.01	-29.0	7.20	1.96
G0098	5/15/2022	6.30	14.21	0.935	0.01	-52.4	4.95	2.08
G0099	5/16/2022	6.20	15.85	0.725	0.03	142.1	4.95	0.53
G0100	5/19/2022	6.68	15.03	1.947	0.01	-77.4	4.89	2.54
G0101	5/19/2022	6.73	14.71	1.797	0.08	-49.5	1.50	2.72
G0102	5/17/2022	7.05	12.28	2.432	0.01	-274.6	1.68	2.10
G0103	5/17/2022	7.21	13.37	2.431	0.05	-359.6	2.88	0.78
G0104	5/17/2022	6.89	12.93	2.073	0.02	-310.1	1.10	5.30
G0105	5/17/2022	7.18	12.01	2.226	0.03	-90.7	0.20	2.49
G0106	5/17/2022	6.90	12.32	2.319	0.08	-44.3	0.68	2.27
G0107	5/17/2022	7.11	12.91	2.311	0.03	-70.4	6.38	0.86
G0108	5/14/2022	6.45	15.18	1.559	0.01	-130.7	7.79	2.22
G0109	5/14/2022	6.41	16.63	0.697	0.01	-65.3	10.68	2.94
G0110	5/14/2022	6.34	16.73	1.179	0.01	-88.1	16.30	2.38
G0111	5/19/2022	6.34	17.91	1.789	0.01	-26.9	5.41	2.46
G0112	5/15/2022	6.41	14.03	0.424	0.01	-16.2	1.32	2.64
G0113	5/14/2022	6.21	15.94	0.754	0.01	-31.9	7.00	3.19
G0114	5/14/2022	6.33	14.42	0.683	0.01	-90.6	6.43	2.84
G0115	5/19/2022	6.64	14.10	1.939	0.05	-57.0	4.05	0.46
G0116	5/13/2022	6.64	16.81	2.323	0.05	-266.3	7.73	3.05
G0117	5/13/2022	6.50	15.67	2.288	0.01	-100.1	8.75	3.96
G0118	5/14/2022	6.35	16.70	1.342	0.01	-100.9	2.11	2.20
G0119	5/19/2022	6.99	15.23	1.958	0.02	-77.4	12.28	0.44
G0121	5/19/2022	6.59	15.83	1.773	0.01	-219.5	10.85	1.39
G0122	5/19/2022	6.63	18.02	2.221	0.01	-72.7	4.96	2.20
G0123	5/19/2022	6.46	17.53	1.770	0.01	-106	2.51	0.98
PZ001	5/16/2022	7.22	34.96	NM	0.03	5.1	3.26	0.35

Notes:

*G0090 damaged with down hole blockage (assumed to be shallow tree roots penetrating the well casing allowing bentonite-backfill material inside the well) and unable to be sampled. Well is being recommended for maintenance/redevelopment.

Field water quality parameters for all wells were measured using an Aqua TROLL® 500 MPS equipped with a flow-through cell with the exception of turbidity and ferrous iron. Turbidity was measured using a LaMotte turbidity meter (2020). Ferrous iron was measured using a Hach colorimeter (DR/820).

°C = degrees Celsius
DO = dissolved oxygen
mg/L = milligrams per liter
MPS = multiprobe system
mS/cm = milliSiemens per centimeter
mV = millivolts
NS = not sampled
NTU = nephelometric turbidity units
ORP = oxidation/reduction potential
OU = Operable Unit
PZ = piezometer

TABLE 2-4
FIELD WATER QUALITY PARAMETERS
OU1 ON-POST MONITORING WELLS AND PIEZOMETERS
2022 ANNUAL REPORT

Well Number	Sample Date	pH	Temperature (°C)	Specific Conductance (mS/cm)	DO (mg/L)	ORP (mV)	Turbidity (NTU)	Ferrous Iron (mg/L)
PZ004	5/16/2022	7.00	16.36	2.781	0.01	29.5	4.25	0.22
PZ005	5/17/2022	7.02	15.14	3.213	0.24	175.1	3.35	0.00
PZ007	5/13/2022	7.27	13.47	2.440	1.18	-25.0	4.34	0.23
PZ009	5/17/2022	7.00	13.69	2.207	0.78	140.6	3.91	0.00
PZ010	5/17/2022	6.96	16.39	2.367	0.01	-63.5	4.71	0.31
PZ011	5/17/2022	6.55	16.14	2.024	0.01	-107.4	4.98	2.59
PZ012	5/17/2022	6.57	16.29	1.933	0.01	-109.2	5.28	3.14
PZ013	5/13/2022	6.73	13.41	2.217	0.06	-68.1	4.91	0.33
PZ014	5/13/2022	6.61	17.80	2.042	0.13	-107.6	15.70	4.98
PZ015	5/15/2022	6.23	14.51	0.635	0.61	65.4	9.52	1.56
PZ016	5/15/2022	6.38	13.67	0.787	0.07	88.0	4.19	0.44
PZ017R	5/18/2022	6.15	16.90	0.943	0.04	-10.0	4.64	1.99
PZ018	5/18/2022	6.16	13.16	0.825	0.01	-15.5	5.31	2.55
PZ019	5/17/2022	6.34	15.39	0.562	8.76	154.5	2.69	0.27
PZ020	5/18/2022	6.70	18.75	0.604	0.59	169.1	3.24	0.00

Notes:

*G0090 damaged with down hole blockage (assumed to be shallow tree roots penetrating the well casing allowing bentonite-backfill material inside the well) and unable to be sampled. Well is being recommended for maintenance/redevelopment.

Field water quality parameters for all wells were measured using an Aqua TROLL® 500 MPS equipped with a flow-through cell with the exception of turbidity and ferrous iron. Turbidity was measured using a LaMotte turbidity meter (2020). Ferrous iron was measured using a Hach colorimeter (DR/820).

°C = degrees Celsius

DO = dissolved oxygen

mg/L = milligrams per liter

MPS = multiprobe system

mS/cm = milliSiemens per centimeter

mV = millivolts

NS = not sampled

NTU = nephelometric turbidity units

ORP = oxidation/reduction potential

OU = Operable Unit

PZ = piezometer

TABLE 2-5
FIELD WATER QUALITY PARAMETERS
OU1 OFF-POST MONITORING WELLS
2022 ANNUAL REPORT

Well Number	Sample Date	pH	Temperature (°C)	Specific Conductance (mS/cm)	DO (mg/L)	ORP (mV)	Turbidity (NTU)	Ferrous Iron (mg/L)
CA210	5/11/2022	6.73	13.87	1.790	0.12	138.0	6.57	0.00
CA211	5/11/2022	6.54	14.99	0.816	1.09	139.4	2.40	0.00
CA212	5/11/2022	6.61	17.41	0.570	0.22	135.4	2.57	0.00
CA213	5/11/2022	7.46	15.54	0.438	0.13	107.1	4.48	0.00
NW020	5/16/2022	6.59	15.45	1.356	6.20	270.8	0.55	0.03
NW021	5/16/2022	6.69	16.58	0.991	0.31	120.6	2.41	0.12
NW022	5/16/2022	7.01	16.24	0.897	0.07	50.0	5.26	1.13
NW060	5/12/2022	6.77	14.08	0.132	9.88	182.9	2.45	0.00
NW061	5/12/2022	6.94	16.39	1.045	0.10	192.7	3.00	0.12
NW062	5/12/2022	7.01	15.74	0.869	0.07	-83.3	6.75	0.19
NW070	5/11/2022	7.21	15.57	0.680	0.41	166.6	2.89	0.16
NW071	5/11/2022	6.65	17.69	0.356	1.99	199.4	13.23	0.68

Notes:

Field water quality parameters for all wells were measured using an Aqua TROLL® 500 MPS equipped with a flow-through cell with the exception of turbidity and ferrous iron. Turbidity was measured using a LaMotte turbidity meter (2020). Ferrous iron was measured using a Hach colorimeter (DR/820).

°C = degrees Celsius

DO = dissolved oxygen

mg/L = milligrams per liter

MPS = multiprobe system

mS/cm = milliSiemens per centimeter

mV = millivolts

NTU = nephelometric turbidity units

ORP = oxidation/reduction potential

OU = Operable Unit

TABLE 2-6
FIELD WATER QUALITY PARAMETER RANGES
OU1 ON-POST AND OFF-POST MONITORING WELLS AND PIEZOMETERS
2022 ANNUAL REPORT

On-Post Wells

Water Quality Parameters (Units)	Measurement Range
ORP (mV)	-359.60 to 247.70
Dissolved Oxygen (mg/L)	0.00 to 8.78
pH	5.93 to 7.32
Specific Conductance (mS/cm)	0.060 to 3.213
Temperature (°C)	12.01 to 34.96
Ferrous Iron (mg/L)	0.00 to 5.30
Turbidity (NTU)	0.20 to 16.30

Off-Post Wells

Water Quality Parameters (Units)	Measurement Range
ORP (mV)	-83.30 to 270.83
Dissolved Oxygen (mg/L)	0.07 to 9.88
pH	6.54 to 7.46
Specific Conductance (mS/cm)	0.132 to 1.790
Temperature (°C)	13.87 to 17.69
Ferrous Iron (mg/L)	0.00 to 1.13
Turbidity (NTU)	0.88 to 13.23

Notes:

°C = degrees Celsius

mg/L = milligrams per liter

mS/cm = milliSiemens per centimeter

mV = millivolts

NTU = nephelometric turbidity units

ORP = oxidation/reduction potential

OU = Operable Unit

TABLE 2-7
FIELD WATER QUALITY PARAMETERS
OU3 SHOP AREA MONITORING WELLS
2022 ANNUAL REPORT

Well Number	Sample Date	pH	Temperature (°C)	Specific Conductance (mS/cm)	DO (mg/L)	ORP (mV)	Turbidity (NTU)	Ferrous Iron (mg/L)
G0053	5/18/2022	5.86	14.73	0.383	3.62	115.3	2.13	0.64
G0069	5/18/2022	5.95	13.52	0.214	1.20	147.6	5.42	0.31
SAMW1	5/18/2022	6.37	14.28	0.282	0.85	151.2	2.75	0.10
SHGW02	5/18/2022	5.66	13.01	0.403	0.02	-43.5	6.02	2.51
SHGW03	5/18/2022	5.76	13.20	0.330	0.24	69.0	2.81	1.03
SHGW04	5/18/2022	6.09	12.94	0.391	0.00	74.0	5.34	1.13

Notes:

Field water quality parameters for all wells were measured using an Aqua TROLL® 500 MPS equipped with a flow-through cell with the exception of turbidity and ferrous iron. Turbidity was measured using a LaMotte turbidity meter (2020). Ferrous iron was measured using a Hach colorimeter (DR/820).

°C = degrees Celsius

DO = dissolved oxygen

mg/L = milligrams per liter

MPS = multiprobe system

mS/cm = milliSiemens per centimeter

mV = millivolts

NTU = nephelometric turbidity units

ORP = oxidation/reduction potential

OU = Operable Unit

TABLE 2-8
SUMMARY OF EXPLOSIVES AND VOCs DETECTED, IDW - WATER
2022 ANNUAL REPORT

FIELD ID SAMPLE DATE	CHAAP HALs or MCLs	WATER-WC-LTM-MAY22 5/20/2022 Result	Qual	DL	LOD	LOQ
EXPLOSIVES (USEPA Method 8330A) (µg/L)						
1,3,5-Trinitrobenzene	NA	<	U	0.081	0.19	0.2
1,3-Dinitrobenzene	NA	<	U	0.036	0.097	0.11
2,4,6-Trinitrotoluene	2	<	U	0.043	0.097	0.11
2,4-Dinitrotoluene	NA	<	U	0.026	0.077	0.1
2,6-Dinitrotoluene	NA	<	U	0.039	0.077	0.1
2-Amino-4,6-dinitrotoluene	NA	0.66		0.049	0.097	0.11
2-Nitrotoluene	NA	<	U	0.083	0.19	0.2
3-Nitrotoluene	NA	<	U	0.19	0.39	0.39
4-Amino-2,6-dinitrotoluene	NA	1.4		0.056	0.12	0.14
4-Nitrotoluene	NA	<	U	0.097	0.39	0.4
HMX	400	<	U	0.085	0.19	0.2
MNX	NA	<	U	0.15	0.39	1.9
Nitrobenzene	NA	<	U	0.088	0.19	0.2
RDX	2	1.1		0.05	0.19	0.2
Tetryl	NA	<	U	0.031	0.097	0.11
VOLATILE ORGANIC COMPOUNDS (USEPA Method 8260B) (µg/L)						
1,1,1-Trichloroethane	200	<	U	0.16	0.4	1
1,1,2,2-Tetrachloroethane	NA	<	U	0.21	0.8	1
1,1,2-Trichloro-1,2,2-Trifluoroethane (Freon® 113)	NA	410	J	0.72	1.6	12
1,1,2-Trichloroethane	5	<	U	0.27	0.8	1
1,1-Dichloroethane	NA	<	U	0.22	0.8	1
1,1-Dichloroethene	7	1.1		0.23	0.8	1
1,2,3-Trichlorobenzene	NA	<	U	0.21	0.8	1
1,2,4-Trichlorobenzene	70	<	U	0.21	0.8	1
1,2-Dibromo-3-Chloropropane	0.2	<	U	0.47	1.6	5
1,2-Dibromoethane	0.05	<	U	0.18	0.4	1
1,2-Dichlorobenzene	600	<	U	0.15	0.4	1
1,2-Dichloroethane	5	<	U	0.13	0.4	1
1,2-Dichloropropane	5	<	U	0.18	0.4	1

Notes:
< = less than LOQ
µg/L = micrograms per liter
CHAAP = Cornhusker Army Ammunition Plant
DL = detection limit
HAL = health advisory level
HMX = octahydro-1,3,5,7-tetranitro-1,3,5,7-tetrazocine
ID = identification number
IDW = investigation-derived waste
J = estimated
LOD = limit of detection
LOQ = limit of quantification
MCL = maximum contaminant level
MNX = mono-nitroso-RDX
NA = not available
OU = Operable Unit
Qual = qualifier
RDX = hexahydro-1,3,5-trinitro-1,3,5-triazine
U = nondetect
USEPA = United States Environmental Protection Agency
VOC = volatile organic compounds
WC = waste characterization (water)

TABLE 2-8
SUMMARY OF EXPLOSIVES AND VOCs DETECTED, IDW - WATER
2022 ANNUAL REPORT

FIELD ID SAMPLE DATE	CHAAP HALs or MCLs	WATER-WC-LTM-MAY22 5/20/2022				
		Result	Qual	DL	LOD	LOQ
1,3-Dichlorobenzene	NA	<	U	0.13	0.4	1
1,4-Dichlorobenzene	75	<	U	0.16	0.4	1
2-Butanone (MEK)	NA	<	U	2	4	6
2-Hexanone	NA	<	U	1.7	4	5
4-Methyl-2-Pentanone (MIBK)	NA	<	U	0.98	3.2	5
Acetone	NA	15		1.9	6.4	10
Benzene	5	<	U	0.16	0.4	1
Bromochloromethane	NA	<	U	0.1	0.2	1
Bromodichloromethane	80	<	U	0.17	0.4	1
Bromoform	80	<	U	0.46	0.9	1
Bromomethane	NA	<	UJ	0.21	0.8	2
Carbon Disulfide	NA	<	U	0.17	0.8	2
Carbon Tetrachloride	5	<	U	0.19	0.4	2
Chlorobenzene	100	<	U	0.17	0.4	1
Chloroethane	NA	<	U	0.41	1.6	2
Chloroform	80	<	U	0.16	0.4	1
Chloromethane	NA	<	U	0.3	0.8	2
Cis-1,2-Dichloroethene	70	<	U	0.15	0.4	1
Cis-1,3-Dichloropropene	NA	<	U	0.16	0.4	1
Cyclohexane	NA	<	U	0.28	0.8	2
Dibromochloromethane	80	<	U	0.17	0.4	1
Dichlorodifluoromethane	NA	<	U	0.31	0.8	2
Ethyl Benzene	700	<	U	0.16	0.4	1
Isopropylbenzene	NA	<	U	0.19	0.4	1
Methyl Acetate	NA	<	U	1.6	4	5
Methyl Cyclohexane	NA	<	U	0.1	0.4	2
Methyl Tert-Butyl Ether (Mtbe)	NA	<	U	0.25	0.8	5
Methylene Chloride	5	<	U	0.94	2	5
Styrene	100	<	U	0.36	0.8	1
Tetrachloroethylene (Pce)	5	<	U	0.2	0.4	1

Notes:
< = less than LOQ
µg/L = micrograms per liter
CHAAP = Cornhusker Army Ammunition Plant
DL = detection limit
HAL = health advisory level
HMX = octahydro-1,3,5,7-tetranitro-1,3,5,7-tetrazocine
ID = identification number
IDW = investigation-derived waste
J = estimated
LOD = limit of detection
LOQ = limit of quantification
MCL = maximum contaminant level
MNX = mono-nitroso-RDX
NA = not available
OU = Operable Unit
Qual = qualifier
RDX = hexahydro-1,3,5-trinitro-1,3,5-triazine
U = nondetect
USEPA = United States Environmental Protection Agency
VOC = volatile organic compounds
WC = waste characterization (water)

TABLE 2-8
SUMMARY OF EXPLOSIVES AND VOCs DETECTED, IDW - WATER
2022 ANNUAL REPORT

FIELD ID SAMPLE DATE	CHAAP HALs or MCLs	WATER-WC-LTM-MAY22 5/20/2022				
		Result	Qual	DL	LOD	LOQ
Toluene	1000	<	U	0.17	0.4	1
Trans-1,2-Dichloroethene	100	<	U	0.15	0.4	1
Trans-1,3-Dichloropropene	NA	<	U	0.19	0.4	1
Trichloroethene	5	<	U	0.16	0.4	1
Trichlorofluoromethane	NA	<	U	0.29	0.8	2
Vinyl Chloride	2	<	U	0.1	0.2	1.5
Xylenes, Total	10000	<	U	0.19	0.8	1

Notes:
< = less than LOQ
µg/L = micrograms per liter
CHAAP = Cornhusker Army Ammunition Plant
DL = detection limit
HAL = health advisory level
HMX = octahydro-1,3,5,7-tetranitro-1,3,5,7-tetrazocine
ID = identification number
IDW = investigation-derived waste
J = estimated
LOD = limit of detection
LOQ = limit of quantification
MCL = maximum contaminant level
MNX = mono-nitroso-RDX
NA = not available
OU = Operable Unit
Qual = qualifier
RDX = hexahydro-1,3,5-trinitro-1,3,5-triazine
U = nondetect
USEPA = United States Environmental Protection Agency
VOC = volatile organic compounds
WC = waste characterization (water)

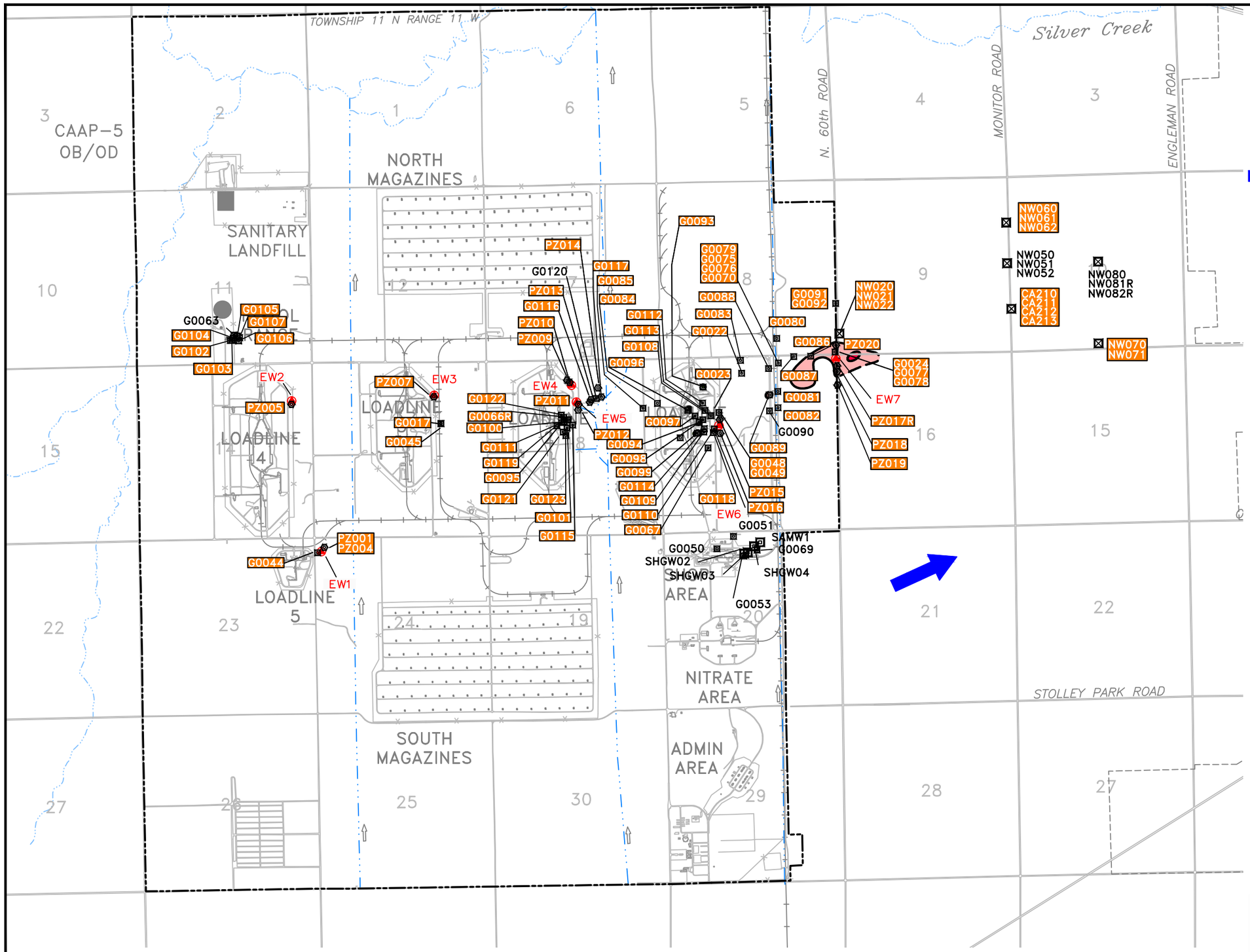

LEGEND:

- ON-POST GROUNDWATER MONITORING WELL
- OFF-POST GROUNDWATER MONITORING WELL
- ON-POST PIEZOMETER
- INACTIVE GROUNDWATER EXTRACTION WELL
- G0121 — OU1 GROUNDWATER SAMPLING LOCATIONS – ANNUAL (MAY 2022)
- GENERAL GROUNDWATER FLOW DIRECTION
- ROADS
- FACILITY BOUNDARY
- GRAND ISLAND CITY LIMITS
- SURFACE DRAINAGE
- 281 — STATE ROUTE
- 30 — U.S. ROUTE
- 2 — INTERPRETED HORIZONTAL EXTENT OF EXPLOSIVES (TNT CONCENTRATIONS >2µg/L) MAY 2022
- 20 — INTERPRETED HORIZONTAL EXTENT OF EXPLOSIVES (TNT CONCENTRATIONS >20µg/L) MAY 2022
- 2 — INTERPRETED HORIZONTAL EXTENT OF EXPLOSIVES (RDX CONCENTRATIONS >2µg/L) MAY 2022
- 20 — INTERPRETED HORIZONTAL EXTENT OF EXPLOSIVES (RDX CONCENTRATIONS >20µg/L) MAY 2022

N

0 3000 6000
SCALE FEET

Bruce ENGINEERING AECOM

2022 WELL SAMPLING LOCATIONS MAP OFF-POST/ON-POST (OU1) CORNHUSKER ARMY AMMUNITION PLANT

DRN. BY: DPG	DATE: 06/10/22	PROJECT NO. 60565355	FIG. NO. 2-1
CHK'D. BY: DC	DATE: 06/10/22		

October 05, 2022 10:25:05 a.m.
Drawing: O:\DCS\Projects\ENV\60565355_CHAAP_2018\900_CAD_GIS\910_CAD\2022\2-1.dwg

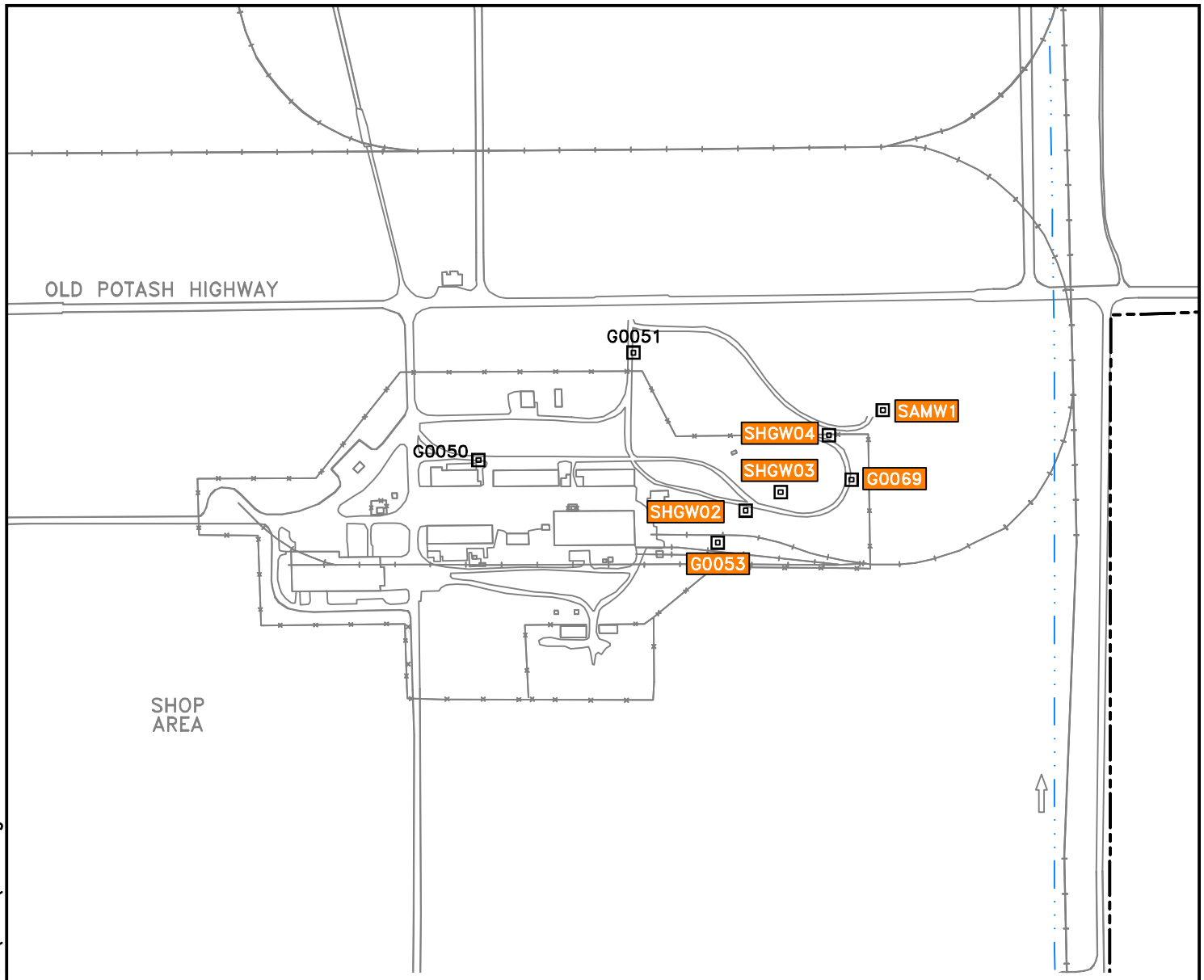

LEGEND:

- ON-POST GROUNDWATER MONITORING WELL
- SHGW02 OU3 GROUNDWATER SAMPLING LOCATIONS – ANNUAL (MAY 2022)
- FACILITY BOUNDARY
- DRAINAGE DITCH FLOW DIRECTION

VOC CONCENTRATIONS ARE LESS THAN MCLs
(1,1,2-TCA MCL IS 5 µg/L)

1,1,2-TCA = 1,1,2-TRICHLOROETHANE
MCL = MAXIMUM CONTAMINANT LEVEL
OU = OPERABLE UNIT
µg/L = MICROGRAMS PER LITER
VOC = VOLATILE ORGANIC COMPOUND

0 500 1000
SCALE FEET

N

Bruce ENGINEERING AECOM

2022 WELL SAMPLING LOCATIONS MAP SHOP AREA (OU3)
CORNHUSKER ARMY AMMUNITION PLANT

DRN. BY: DPG	DATE: 06/10/22	PROJECT NO. 60565355	FIG. NO. 2-2
CHK'D. BY: DC	DATE: 06/10/22		

June 10, 2022 8:27:14 a.m.
Drawing: O:\DCS\Projects\ENV\60565355_CHAAP_2018\900_CAD_GIS\910_CAD\2022\2-2.dwg

3.1 GROUNDWATER LEVELS

The following sections summarize the May 2022 groundwater level data for OU1/OU3.

3.1.1 OU1 (Groundwater Explosives Plume) Water Level Round

OU1 groundwater levels were measured at off-post monitoring wells and on-post monitoring wells and piezometers on May 10 and 11, 2022. Select shallow and shallow-intermediate monitoring well water levels were used to construct the OU1 water table elevation map, shown on **Figure 3-1**. Groundwater level measurements were completed in as short a time period as practical to minimize the effects of water table fluctuations. OU1 off-post and on-post water levels are presented in **Table 3-1**. **Table 3-1** also includes groundwater levels at 12 observation wells (at existing but non-operating extraction wells) used for site-wide water level interpretation. Groundwater elevations ranged from 1873.27 to 1881.83 feet above msl in off-post monitoring wells and 1881.90 to 1901.24 feet above msl in on-post wells, piezometers, and observation wells.

OU1 groundwater elevations decreased approximately 2 to 5 feet site wide from May 2021 to May 2022, with an average decrease in groundwater elevation at off-post wells of approximately 3.60 feet and 3.32 feet at on-post wells. Groundwater elevation trends are shown on **Figure 3-2**, which shows groundwater elevation measurements made at two groups of monitoring wells during annual events from March 2000 to May 2022. The first group of monitoring wells was selected from shallow on-post "G00" wells and on-post piezometers that are in line with the groundwater flow direction spanning the on-post area (from southwest to northeast: G0044, PZ001, G0017, PZ007, PZ009, PZ011, PZ014, G0023, PZ015, G0022, G0075, and G0024). The second group of monitoring wells selected is from the off-post area and includes shallow "NW" monitoring wells and shallow "CA" monitoring wells (except well cluster CA210). Although, since approximately 2014, groundwater elevations at the site have generally been increasing (**Figure 3-2**).

As was the case in 2019, 2020, and 2021 no monitoring wells were found to be dry during the 2022 OU1/OU3 annual groundwater monitoring event. The following bullets indicate the number of dry wells identified during each annual sampling event.

- 2019 to 2022 – 0 dry wells
- 2018 – 1 dry well
- 2016 and 2017 – 2 dry wells
- 2015 – 3 dry wells
- 2014 – 5 dry wells
- 2013 – 3 dry wells
- 2009-2012 – 0 dry wells
- 2008 – 3 dry wells
- 2006 and 2007 – 11 dry wells

3.1.2 OU3 (Shop Area) Water Level Round

OU3 groundwater elevations were measured at eight monitoring wells in the Shop Area on May 10, 2022. Groundwater elevations measured at all eight shallow monitoring wells, which are outside the influence of EW7 and the OU1 injection activities, were used to construct the Shop Area water table map (also shown on **Figure 3-1**). The groundwater elevations for May 2022 are presented in **Table 3-1**. Shallow groundwater elevations ranged from 1888.48 to 1890.02 feet above msl. Groundwater elevations at OU3 decreased approximately 2 to 3 feet, with an average decrease in groundwater elevation from May 2021 to May 2022 of approximately 2.73 feet. Although, since approximately 2014, groundwater elevations at the site have generally been increasing.

3.2 HYDRAULIC GRADIENTS

The following sections summarize May 2022 hydraulic gradients at OU1/OU3.

3.2.1 OU1 (Groundwater Explosives Plume) Hydraulic Gradients

Figure 3-1 presents an interpreted water table elevation map based on the May 2022 OU1 groundwater elevation data from wells screened at or near the water table surface. The water table map indicates groundwater generally flows to the northeast from CHAAP toward the City of Grand Island. Local horizontal hydraulic gradients were calculated using groundwater elevations from select OU1 on-post and off-post monitoring wells. An average horizontal hydraulic gradient of about 0.001 foot per foot (ft/ft) was calculated from the May 2022 groundwater data. The average horizontal gradient and flow direction derived from the May 2022 groundwater measurements were similar to those measured from December 1996 through May 2021.

Well clusters (G0017/G0045, G0048/G0049, G0079/G0076, G0024/G0078, G0091/G0092, NW020/NW022, and CA210/CA212) at the axis of the historic groundwater explosives plume showed minor hydraulic head differences between wells screened in the top of the Grand Island Formation and those screened in the middle or base of the Grand Island Formation. While no well pairs exhibited downward gradients, well pairs G0017/G0045, G0079/G0076, G0024/G0078, G0091/G0092, and CA210/CA212 exhibited upward gradients averaging 0.0011 ft/ft.

Hydraulic head differences were also measured in the well clusters with wells screened within the Grand Island Formation and the Holdrege Formation (G0079/G0070 and CA210/CA213). The hydraulic head differences for well pair G0079/G0070 exhibited a downward gradient of 0.0003 ft/ft and well pair CA210/CA213 exhibited an upward gradient of 0.0093 ft/ft. Although these gradients were identified in 2022 using a smaller data set (i.e., two well pairs), historically the average vertical gradient between the Grand Island and Holdrege Formations has been upward (i.e., 2019 and prior with five or more well pairs).

Based on historic water levels measurements in the deep monitoring wells (prior to their abandonment), the general groundwater flow direction in the underlying Holdrege Formation

aquifer has maintained a northeasterly component similar to the overlying Grand Island Formation aquifer.

3.2.2 OU3 (Shop Area) Hydraulic Gradients

Figure 3-1 presents the interpreted water table elevation map based on the May 2022 OU3 water level data. The water table map indicates groundwater flows to the northeast. Local horizontal hydraulic gradients were calculated using water level elevations from selected OU3 monitoring wells. An average horizontal hydraulic gradient of 0.001 ft/ft to the northeast was calculated from the May 2022 groundwater data. This average horizontal gradient and flow direction were similar to those measured in previous events.

3.3 GROUNDWATER FLOW VELOCITIES

Assuming an estimated effective porosity of 20 percent, average horizontal hydraulic gradient of 0.001 ft/ft, and hydraulic conductivity averaging 300 to 400 feet per day (URS 2001), in May 2022 the average linear groundwater flow velocity for the shallow Grand Island Formation aquifer at CHAAP (without EW7 pumping) is 550 to 730 feet per year.

TABLE 3-1
WATER LEVEL MEASUREMENTS OU1/OU3
2022 ANNUAL REPORT

Groundwater Measurement Location ID	Top of Casing Elevation[1] (ft amsl)	Ground Elevation[1,2] (ft amsl)	Approximate Screened Interval (ft bgs)	Well Depth (ft btoc)	May 2022 Water Levels		
					Date Measured	Depth to Water (ft btoc)	Water Level Elevation[1] (ft amsl)
OU1 Off-Post Monitoring Wells							
CA210	1888.15	1886.65	5-15	15.80	5/10/2022	12.81	1875.34
CA211	1888.22	1886.44	30-40	42.87	5/10/2022	12.88	1875.34
CA212	1888.17	1886.09	54-64	67.00	5/10/2022	12.87	1875.30
CA213	1888.07	1886.14	77-87	89.78	5/10/2022	13.44	1874.63
NW020	1898.51	1895.78	15-25	27.92	5/10/2022	16.68	1881.83
NW021	1898.76	1895.90	37-42	45.75	5/10/2022	16.94	1881.82
NW022	1898.68	1896.00	59-64	66.60	5/10/2022	16.85	1881.83
NW050	1887.20	1887.50	10-20	NM	NM	NM	NM
NW051	1887.38	1887.50	30-35	NM	NM	NM	NM
NW052	1886.77	1887.50	55-60	NM	NM	NM	NM
NW060	1889.18	1889.50	10-20	20.05	5/10/2022	14.76	1874.42
NW061	1888.80	1889.50	40-45	45.35	5/10/2022	14.46	1874.34
NW062	1888.97	1889.50	58-63	63.12	5/10/2022	14.63	1874.34
NW070	1884.77	1885.00	10-20	20.64	5/10/2022	11.50	1873.27
NW071	1884.59	1885.00	55-60	60.15	5/10/2022	11.32	1873.27
NW080	1885.28	1882.31	8-18	NM	NM	NM	NM
NW081R	1884.85	1882.08	35-45	NM	NM	NM	NM
NW082R	1884.86	1882.08	46-56	NM	NM	NM	NM
OU1 On-Post Wells (Between EW6 and EW7)							
G0022	1899.16	1896.40	18-33	35.02	5/10/2022	13.59	1885.57
G0024	1896.00	1893.10	16-31	33.27	5/10/2022	13.90	1882.10
G0070	1901.31	1898.80	75-80	82.70	5/10/2022	17.11	1884.20
G0075	1901.22	1899.20	25-35	37.80	5/10/2022	17.08	1884.14
G0076	1901.02	1898.90	54-64	65.25	5/10/2022	16.85	1884.17
G0077	1896.38	1893.90	25-35	37.75	5/10/2022	14.34	1882.04
G0078	1896.34	1894.10	50-60	62.85	5/10/2022	14.28	1882.06
G0079	1901.42	1899.00	8-18	19.70	5/10/2022	17.24	1884.18
G0080	1899.38	1896.80	25-35	37.75	5/10/2022	15.63	1883.75
G0081	1901.60	1899.10	28-38	41.35	5/10/2022	17.00	1884.60

Notes:

[1]Elevation datum based on National Geodetic Vertical Datum of 1929.

[2]Ground elevations are provided from field surveying or estimated measurments from top of casing.

amsl = above mean sea level

bgs = below ground surface

btoc = below top of casing

EW = extraction well

ft = feet

ID = identification number

NA = not available

NM = not measured. Wells not measured are no longer part of monitoring program (NW050 and NW080 clusters) or not in operation (EW7).

OU = Operable Unit

OW = observation well

PZ = piezometer

TABLE 3-1
WATER LEVEL MEASUREMENTS OU1/OU3
2022 ANNUAL REPORT

					May 2022 Water Levels		
Groundwater Measurement Location ID	Top of Casing Elevation[1] (ft amsl)	Ground Elevation[1,2] (ft amsl)	Approximate Screened Interval (ft bgs)	Well Depth (ft btoc)	Date Measured	Depth to Water (ft btoc)	Water Level Elevation[1] (ft amsl)
G0082	1901.17	1898.70	28-38	41.02	5/10/2022	16.30	1884.87
G0083	1897.86	1895.40	21-31	33.45	5/10/2022	12.49	1885.37
G0086	1897.25	1895.80	28-38	40.28	5/10/2022	14.21	1883.04
G0087	1898.00	1895.70	25-35	37.60	5/10/2022	14.55	1883.45
G0088	1898.44	1896.00	25-35	37.45	5/10/2022	13.91	1884.53
G0089	1899.75	1897.30	25-35	38.05	5/10/2022	14.92	1884.83
G0090	1899.90	1897.30	25-35	36.95	5/10/2022	14.83	1885.07
G0091	1896.88	1894.80	20-30	31.89	5/10/2022	14.96	1881.92
G0092	1897.02	1894.70	40-50	52.80	5/10/2022	15.12	1881.90
PZ017R	1895.17	1892.90	10-30	32.41	5/10/2022	12.95	1882.22
PZ018	1896.88	1894.70	10-30	31.91	5/10/2022	14.60	1882.28
PZ019	1901.30	1898.90	10-30	32.22	5/10/2022	18.75	1882.55
PZ020	1899.25	1897.00	10-30	32.35	5/10/2022	17.24	1882.01
EW7	1895.95	1894.00	15-55	NM	NM	NM	NM
EW7 - OW7A	1896.19	1894.10	25-50	52.87	5/10/2022	14.22	1881.97
EW7 - OW7B	1896.53	1894.03	25-50	52.30	5/10/2022	14.49	1882.04
EW7 - OW7C	1894.48	1893.82	25-50	55.85	5/10/2022	12.38	1882.10
OU1 On-Post Wells (Load Line 1)							
G0023	1901.71	1899.00	19-34	35.90	5/10/2022	14.43	1887.28
G0048	1900.80	1899.00	6-16	17.94	5/10/2022	13.54	1887.26
G0049	1901.28	1899.30	46-56	58.30	5/10/2022	14.02	1887.26
G0067	1901.47	1899.60	5-20	22.50	5/10/2022	13.07	1888.40
G0084	1906.97	1904.60	20-30	32.85	5/10/2022	18.30	1888.67
G0093	1899.47	1897.14	20-30	32.11	5/10/2022	12.12	1887.35
G0094	1903.72	1901.47	15-25	27.50	5/10/2022	15.58	1888.14
G0096	1905.94	1903.30	15-25	27.95	5/11/2022	17.69	1888.25
G0097	1903.62	1901.10	15-25	27.80	5/10/2022	15.55	1888.07
G0098	1903.23	1900.60	15-25	27.85	5/10/2022	15.31	1887.92
G0099	1903.36	1900.70	15-25	27.47	5/10/2022	14.56	1888.80
G0108	1902.84	1900.20	15-25	27.71	5/10/2022	15.21	1887.63
G0109	1901.24	1898.90	15-25	27.68	5/10/2022	12.97	1888.27

Notes:

[1]Elevation datum based on National Geodetic Vertical Datum of 1929.

[2]Ground elevations are provided from field surveying or estimated measurments from top of casing.

amsl = above mean sea level

bgs = below ground surface

btoc = below top of casing

EW = extraction well

ft = feet

ID = identification number

NA = not available

NM = not measured. Wells not measured are no longer part of monitoring program (NW050 and NW080 clusters) or not in operation (EW7).

OU = Operable Unit

OW = observation well

PZ = piezometer

TABLE 3-1
WATER LEVEL MEASUREMENTS OU1/OU3
2022 ANNUAL REPORT

Groundwater Measurement Location ID	Top of Casing Elevation[1] (ft amsl)	Ground Elevation[1,2] (ft amsl)	Approximate Screened Interval (ft bgs)	Well Depth (ft btoc)	May 2022 Water Levels		
					Date Measured	Depth to Water (ft btoc)	Water Level Elevation[1] (ft amsl)
G0110	1901.91	1899.00	15-25	28.35	5/10/2022	14.25	1887.66
G0112	1901.06	1898.02	15-25	27.93	5/10/2022	13.45	1887.61
G0113	1903.06	1900.11	15-25	28.00	5/11/2022	15.34	1887.72
G0114	1901.92	1899.19	15-25	27.15	5/10/2022	13.89	1888.03
G0118	1901.28	1898.66	15-25	27.64	5/10/2022	13.44	1887.84
PZ015	1901.71	1899.60	10-30	32.88	5/10/2022	15.35	1886.36
PZ016	1901.62	1899.40	10-30	32.81	5/10/2022	14.02	1887.60
EW6-OW6A	1902.68	1900.18	29-54	55.97	5/10/2022	15.25	1887.43
EW6-OW6B	1902.70	1900.20	29-54	56.62	5/10/2022	15.30	1887.40
EW6-OW6C	1902.96	1900.46	29-54	56.70	5/11/2022	15.63	1887.33
OU1 On-Post Wells (Load Line 2)							
G0066R	1909.49	1907.50	20-30	32.59	5/10/2022	17.53	1891.96
G0085	1905.79	1903.50	20-30	33.00	5/10/2022	16.42	1889.37
G0095	1910.24	1908.60	15-25	27.08	5/10/2022	17.50	1892.74
G0100	1910.46	1907.80	15-25	27.83	5/10/2022	18.52	1891.94
G0101	1910.64	1907.90	15-25	27.90	5/10/2022	18.69	1891.95
G0111	1911.94	1909.60	15-25	27.55	5/10/2022	20.13	1891.81
G0115	1908.41	1906.57	20-30	32.25	5/10/2022	16.58	1891.83
G0116	1904.19	1901.86	20-30	33.20	5/10/2022	13.84	1890.35
G0117	1905.50	1902.73	20-30	32.05	5/10/2022	14.99	1890.51
G0119	1909.16	1906.29	20-30	32.40	5/10/2022	16.94	1892.22
G0121	1909.10	1905.95	20-30	32.14	5/10/2022	16.60	1892.50
G0122	1909.68	1906.57	20-30	32.81	5/10/2022	18.10	1891.58
G0123	1908.65	1905.78	20-30	32.00	5/10/2022	16.50	1892.15
PZ009	1907.02	1904.90	10-30	32.90	5/10/2022	16.00	1891.02
PZ010	1907.31	1905.30	10-30	32.85	5/10/2022	16.32	1890.99
PZ011	1906.56	1904.90	10-30	32.85	5/10/2022	15.41	1891.15
PZ012	1906.92	1904.70	10-30	32.82	5/10/2022	15.76	1891.16
PZ013	1905.29	1902.30	10-30	32.90	5/10/2022	14.51	1890.78
PZ014	1905.21	1903.10	10-30	32.85	5/10/2022	14.98	1890.23

Notes:

[1]Elevation datum based on National Geodetic Vertical Datum of 1929.

[2]Ground elevations are provided from field surveying or estimated measurments from top of casing.

amsl = above mean sea level

bgs = below ground surface

btoc = below top of casing

EW = extraction well

ft = feet

ID = identification number

NA = not available

NM = not measured. Wells not measured are no longer part of monitoring program (NW050 and NW080 clusters) or not in operation (EW7).

OU = Operable Unit

OW = observation well

PZ = piezometer

TABLE 3-1
WATER LEVEL MEASUREMENTS OU1/OU3
2022 ANNUAL REPORT

Groundwater Measurement Location ID	Top of Casing Elevation[1] (ft amsl)	Ground Elevation[1,2] (ft amsl)	Approximate Screened Interval (ft bgs)	Well Depth (ft btoc)	May 2022 Water Levels		
					Date Measured	Depth to Water (ft btoc)	Water Level Elevation[1] (ft amsl)
EW4-OW4A	1909.85	1907.35	31-51	53.00	5/10/2022	18.96	1890.89
EW4-OW4B	1910.11	1907.61	31-51	53.46	5/10/2022	19.45	1890.66
EW4-OW4C	1909.91	1907.41	31-51	53.25	5/10/2022	19.38	1890.53
EW5-OW5A	1907.88	1905.38	29-59	60.84	5/10/2022	16.75	1891.13
EW5-OW5B	1908.38	1905.88	29-59	61.05	5/10/2022	17.31	1891.07
EW5-OW5C	1908.11	1905.61	29-59	60.95	5/10/2022	17.06	1891.05
OU1 On-Post Wells (Load Line 3)							
G0017	1910.60	1907.90	16-31	33.92	5/10/2022	15.14	1895.46
G0045	1910.10	1908.30	45-55	58.56	5/10/2022	14.69	1895.41
PZ007	1909.49	1907.50	10-30	32.82	5/13/2022	14.54	1894.95
OU1 On-Post Wells (Load Line 4)							
PZ005	1916.09	1913.59	10-30	32.90	5/10/2022	17.40	1898.69
OU1 On-Post Wells (Load Line 5)							
PZ001	1918.60	1915.80	10-30	32.87	5/10/2022	17.71	1900.89
PZ004	1916.69	1913.79	10-30	32.90	5/10/2022	15.88	1900.81
G0044	1918.95	1916.15	11-26	28.28	5/10/2022	17.71	1901.24
OU1 On-Post Wells (Decant Station)							
G0063	1910.75	1908.54	3-18	21.03	5/10/2022	12.63	1898.12
G0102	1912.20	1908.91	14-24	28.13	5/10/2022	13.78	1898.42
G0103	1912.31	1908.92	14-24	28.24	5/10/2022	13.96	1898.35
G0104	1911.55	1908.74	15-25	28.00	5/10/2022	13.21	1898.34
G0105	1911.41	1908.28	15-25	28.14	5/10/2022	13.28	1898.13
G0106	1912.15	1909.29	15-25	28.01	5/10/2022	13.91	1898.24
G0107	1911.38	1908.36	15-25	28.22	5/10/2022	13.23	1898.15
OU3 Wells (Shop Area)							
G0050	1902.29	1900.60	NA	25.27	5/10/2022	12.27	1890.02
G0051	1902.22	1900.40	NA	25.49	5/10/2022	12.85	1889.37
G0053	1902.88	1901.10	NA	25.12	5/10/2022	13.75	1889.13
G0069	1900.02	1898.10	NA	25.25	5/10/2022	11.51	1888.51
SAMW1	1899.91	1899.91	NA	22.18	5/10/2022	11.43	1888.48

Notes:

[1]Elevation datum based on National Geodetic Vertical Datum of 1929.

[2]Ground elevations are provided from field surveying or estimated measurments from top of casing.

amsl = above mean sea level

bgs = below ground surface

btoc = below top of casing

EW = extraction well

ft = feet

ID = identification number

NA = not available

NM = not measured. Wells not measured are no longer part of monitoring program (NW050 and NW080 clusters) or not in operation (EW7).

OU = Operable Unit

OW = observation well

PZ = piezometer

TABLE 3-1
WATER LEVEL MEASUREMENTS OU1/OU3
2022 ANNUAL REPORT

					May 2022 Water Levels		
Groundwater Measurement Location ID	Top of Casing Elevation[1] (ft amsl)	Ground Elevation[1,2] (ft amsl)	Approximate Screened Interval (ft bgs)	Well Depth (ft btoc)	Date Measured	Depth to Water (ft btoc)	Water Level Elevation[1] (ft amsl)
SHGW02	1902.50	1902.50	6-21	24.12	5/10/2022	13.52	1888.98
SHGW03	1901.33	1901.33	6-21	23.66	5/10/2022	12.48	1888.85
SHGW04	1899.82	1899.82	16-21	23.04	5/10/2022	11.30	1888.52

Notes:

[1]Elevation datum based on National Geodetic Vertical Datum of 1929.

[2]Ground elevations are provided from field surveying or estimated measurments from top of casing.

amsl = above mean sea level

bgs = below ground surface

btoc = below top of casing

EW = extraction well

ft = feet

ID = identification number

NA = not available

NM = not measured. Wells not measured are no longer part of monitoring program (NW050 and NW080 clusters) or not in operation (EW7).

OU = Operable Unit

OW = observation well

PZ = piezometer

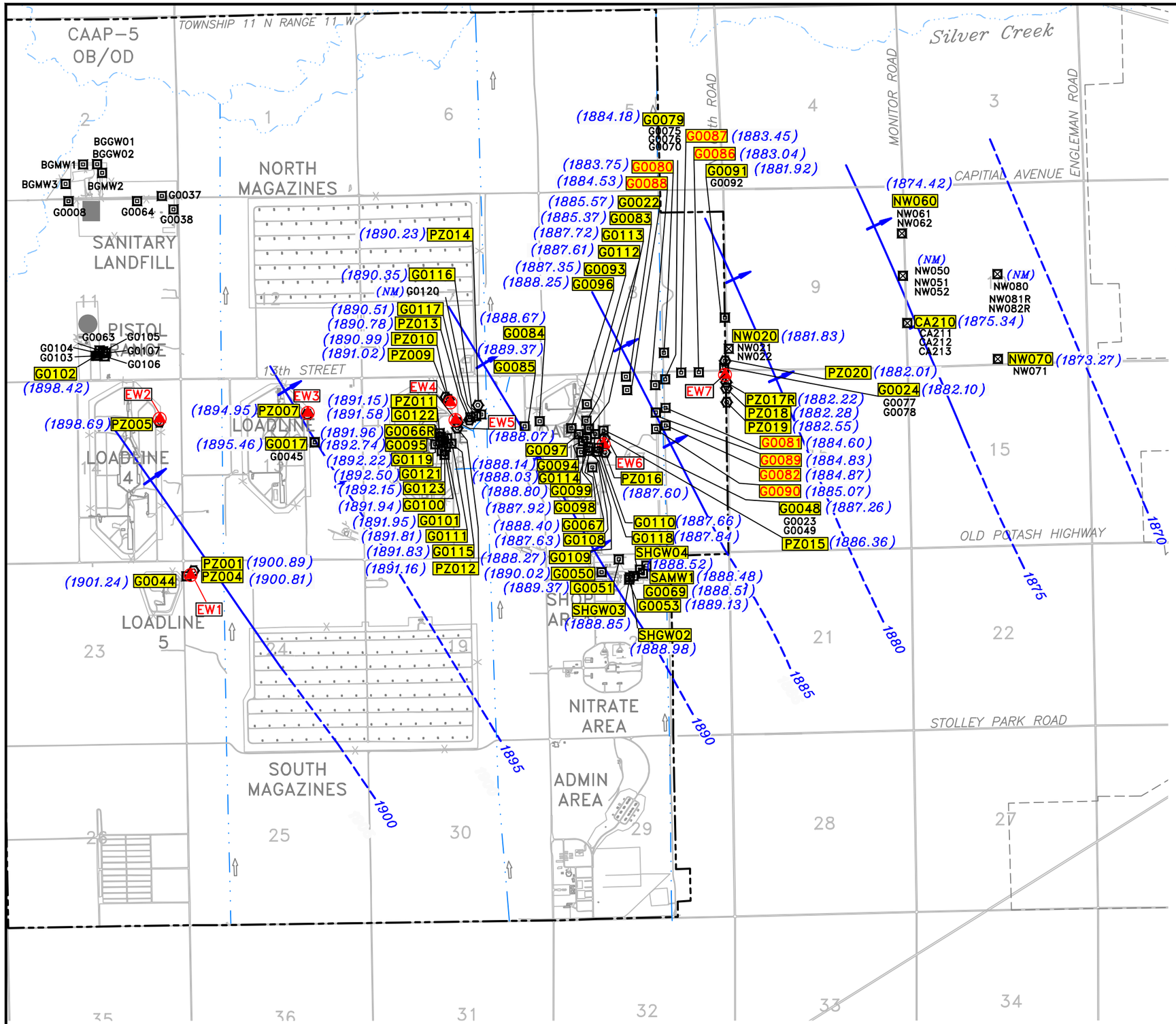

LEGEND:

- ON-POST GROUNDWATER MONITORING WELL
- OFF-POST GROUNDWATER MONITORING WELL
- ON-POST PIEZOMETER
- INACTIVE GROUNDWATER EXTRACTION WELL
- G0029 — SHALLOW WATER TABLE SURFACE WELLS MEASURED TO CONSTRUCT THE MAP (TOP GRAND ISLAND FORMATION)
- G0033 — SHALLOW-INTERMEDIATE WELLS MEASURED TO CONSTRUCT THE MAP (MIDDLE GRAND ISLAND FORMATION)
- ROADS
- FACILITY BOUNDARY
- GRAND ISLAND CITY LIMITS
- SURFACE DRAINAGE
- —1890— WATER TABLE ELEVATION CONTOURS – MAY 2022 (FEET ABOVE MEAN SEA LEVEL)
- INFERRED WATER TABLE ELEVATION CONTOURS – MAY 2022 (FEET ABOVE MEAN SEA LEVEL)
- INTERPRETED GROUNDWATER FLOW DIRECTION
- 1 SECTION NUMBER
- NM NOT MEASURED

N

0 4000 8000

SCALE FEET

Bruce ENGINEERING

AECOM

WATER TABLE ELEVATION MAP – MAY 2022
CORNHUSKER ARMY AMMUNITION PLANT

DRN. BY: DPG	DATE: 06/28/22	PROJECT NO. 60565355	FIG. NO. 3-1
CHK'D. BY: KW	DATE: 06/28/22		

July 20, 2022 2:37:12 p.m.
Drawing: O:\DCS\Projects\ENV\60565355_CHAAP_2018\900_CAD_GIS\910_CAD\2022\3-1.dwg

SELECTED SHALLOW ON-POST WELLS

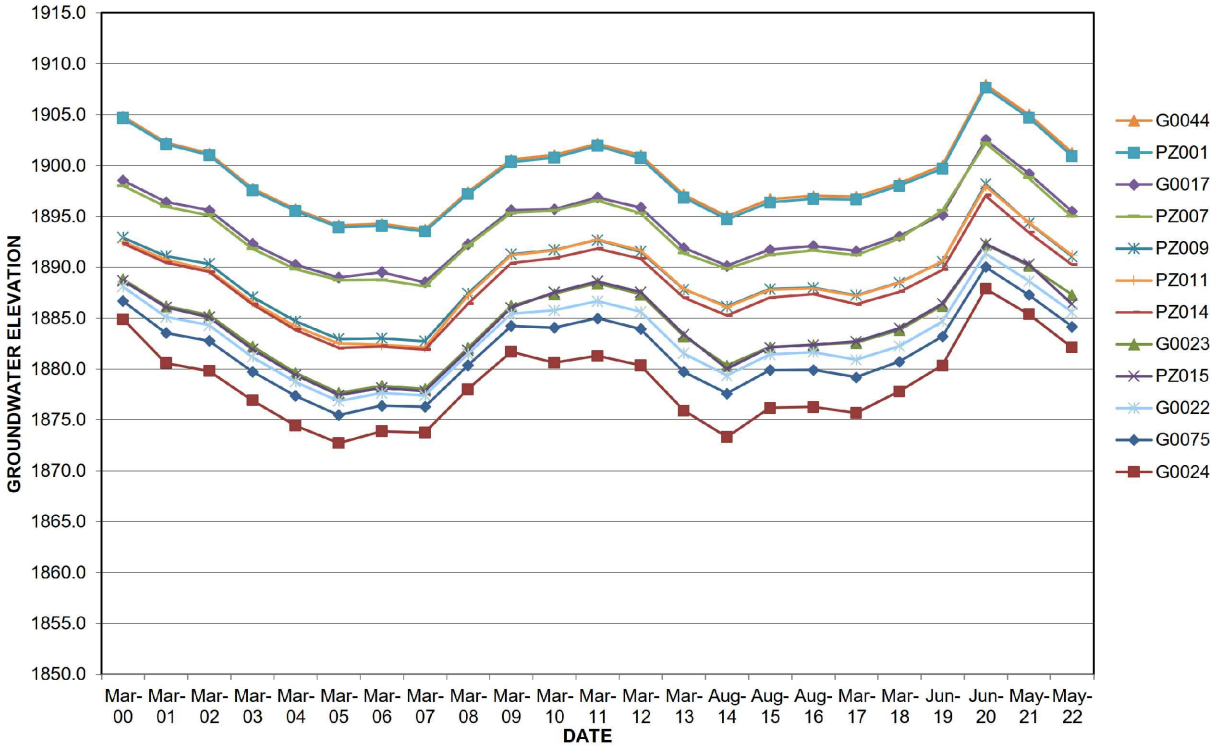

SELECTED SHALLOW OFF-POST WELLS

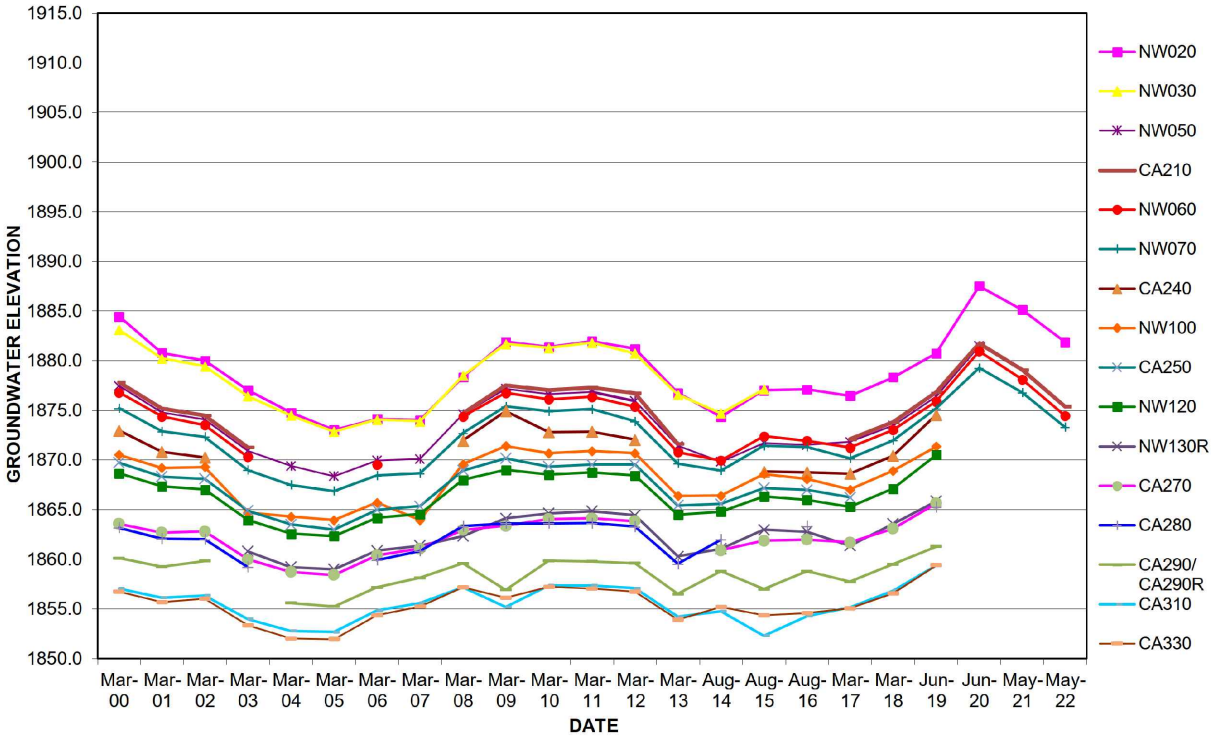

Brice ENGINEERING

AECOM

GROUNDWATER ELEVATION TRENDS IN SELECTED SHALLOW MONITORING WELLS
MARCH 2000 TO MAY 2022
CORNHUSKER ARMY AMMUNITION PLANT

DRN. BY: DPG	DATE: 07/20/22	PROJECT NO. 60565355	FIG. NO. 3-2
CHK'D. BY: DC	DATE: 07/20/22		

Drawing: O:\DCS\Projects\ENV\60565355_CHAAP_2018\900_CAD_GIS\910_CAD\2022\3-2.dwg July 20, 2022 2:34:56 p.m.

4.1 DATA QUALITY REVIEW/VALIDATION PROCESS

Groundwater samples for the OU1 annual sampling event were analyzed in accordance with the Final Addendum 2, UFP-QAPP (Brice-AECOM 2018) for explosives (USEPA Method 8330A) and laboratory MNA parameters: alkalinity (standard method [SM] 2320B, calculated from bicarbonate), ammonia (USEPA Method 350.1), nitrate/nitrite (USEPA Method 353.2), sulfate (USEPA Method 9056A, as ion concentrations), sulfide (USEPA Method 9034), TKN (USEPA Method 351.2), DOC (USEPA Method 9060), and methane (Method RSK-175) by Eurofins-TestAmerica Laboratory (see **Tables 2-1** and **2-2**). Five field duplicate samples were collected and submitted to the laboratory for analysis to assess both field and laboratory precision. Analytical results for the OU1 field duplicate sample pairs are presented in **Table 4-1a**.

Groundwater samples for the OU3 Shop Area annual sampling event were analyzed in accordance with the Final Addendum 2, UFP-QAPP (Brice-AECOM 2018) for VOCs (USEPA Methods 8260B); and laboratory MNA parameters: alkalinity, nitrate/nitrite, sulfate, and methane, ethane, ethene (RSK-175) by Eurofins-TestAmerica Laboratory. The groundwater samples from G0069, SHGW03, and SHGW04 were also analyzed for TPH-DRO (USEPA Method 8015B) (see **Table 2-3**). One field duplicate sample was collected and submitted to the laboratory for analysis to assess both field and laboratory precision. Analytical results for the OU3 field duplicate sample pair are presented in **Table 4-1b**.

Analytical data were reviewed and verified in accordance with the Final Addendum 2, UFP-QAPP (Brice-AECOM 2018). The data review process included evaluations of the following elements, as required, including validation of raw data by an AECOM chemist. The validation software ADR.NET was used to supplement the manual validation.

- Laboratory case narrative/cooler receipt form
- Sample documentation
- Sample preservation and holding time compliance
- Instrument performance check (tuning)
- Initial calibration
- Initial calibration verification second source
- Second column confirmation
- Primary and secondary column relative percent difference (RPD)
- Continuing calibration verification (CCV)
- Internal standards
- Blank samples
- Laboratory control samples (LCS)
- Surrogate compounds

- MS/MSDs
- Field duplicates
- Sensitivity
- Additional qualifications, including professional judgment
- Completeness

4.2 ANALYTICAL RESULTS VERIFICATION

The laboratory data reports, complete ADR.NET, and data verification reports for the 2022 OU1/OU3 annual groundwater monitoring event are provided in **Appendix D**. Qualifications applied to the analytical results based on the data review findings are included in **Table D-1** (**Appendix D**).

General trends regarding the data validation are as follows:

- The 2,4-dinitrotolune results for samples G0094-22A and G0294-22A were qualified as estimated and estimated nondetect (**J/UJ**), respectively, due field duplicate RPDs.
- Some explosives results for samples G0082-22A, G0075-22A, G0091-22A, PZ016-22A, G0097-22A, G0112-22A, NW220-22A, NW020-A, PZ010-22A, PZ021-22A, G0086-22A, G0122-22A, PZ020-22A, G0077-22A, G0096-22A, G0296-22A, G094-22A, and G0294-22A were qualified as **J/UJ** due to RPDs greater than (>) 40 percent between the primary and confirmation columns. Data were qualified using professional judgment.
- The bromomethane result for sample Water-WC-LTM-MAY22 was qualified as **UJ** due to CCV percent differences outside of evaluation criteria.
- The methane results for the following samples were qualified as **J/UJ** due to the presence of headspace > six millimeters in the VOA vials: CA213-22A, G0098-22A, and G0112-22A.
- The methane results for samples G0116-22A, PZ011-22A, and G0121-22A were qualified as **J** due to holding time exceedances.
- The Freon® 113 result for sample Water-WC-LTM-MAY22 was qualified as **J** due to a holding time exceedance.

4.3 CONCLUSIONS OF DATA AND QUALITY REVIEW

The analytical data for samples collected for the 2022 OU1/OU3 annual groundwater LTM event were found to be acceptable for their intended use based on the data validation and the automated data review. Completeness, defined to be the percentage of analytical results judged to be valid, including estimated data, was 100 percent for the sampling event. No analytical data were rejected

during the data validation. Generally, good precision was noted in the field duplicate samples for analytes reported above the laboratory level of quantitation's (LOQs).

TABLE 4-1a
SUMMARY OF OU1 FIELD DUPLICATE SAMPLE PAIRS
2022 ANNUAL REPORT

WELL NUMBER	NW020-22A											G0111									
FIELD ID	NW020-22A					NW220-22A						G0111-22A					G0311-22A				
SAMPLE DATE	5/16/2022					5/16/2022						5/19/2022					5/19/2022				
	Result	Qual	DL	LOD	LOQ	Result	Qual	DL	LOD	LOQ	RPD	Result	Qual	DL	LOD	LOQ	Result	Qual	DL	LOD	LOQ	RPD
EXPLOSIVES (USEPA Method 8330A) (µg/L)																						
1,3,5-Trinitrobenzene	<	U	0.087	0.21	0.22	<	U	0.081	0.19	0.2		4.6		0.09	0.21	0.22	4.3		0.092	0.22	0.23	7
1,3-Dinitrobenzene	<	U	0.038	0.1	0.11	<	U	0.036	0.096	0.11		<	U	0.039	0.11	0.12	<	U	0.041	0.11	0.12	
TNT	<	U	0.047	0.1	0.11	<	U	0.043	0.096	0.11		4		0.048	0.11	0.12	3.6		0.049	0.11	0.12	11
2,4-Dinitrotoluene	<	U	0.028	0.083	0.1	<	U	0.026	0.077	0.096		0.79		0.029	0.085	0.11	0.65		0.03	0.088	0.11	19
2,6-Dinitrotoluene	<	U	0.042	0.083	0.1	<	U	0.039	0.077	0.096		<	U	0.043	0.085	0.11	<	U	0.044	0.088	0.11	
2-Amino-4,6-dinitrotoluene	0.99		0.053	0.1	0.11	1		0.049	0.096	0.11	1	8.8		0.054	0.11	0.12	8.6		0.056	0.11	0.12	2
2-Nitrotoluene	<	U	0.089	0.21	0.22	<	U	0.082	0.19	0.2		<	U	0.091	0.21	0.22	<	U	0.094	0.22	0.23	
3-Nitrotoluene	<	U	0.2	0.42	0.42	<	U	0.19	0.39	0.39		<	U	0.21	0.43	0.43	<	U	0.21	0.44	0.44	
4-Amino-2,6-dinitrotoluene	0.81		0.06	0.12	0.16	0.8		0.056	0.12	0.14	1	6		0.061	0.13	0.16	5.7		0.063	0.13	0.16	5
4-Nitrotoluene	<	U	0.1	0.42	0.43	<	U	0.096	0.39	0.4		<	U	0.11	0.43	0.44	<	U	0.11	0.44	0.45	
HMX	<	U	0.091	0.21	0.22	<	U	0.085	0.19	0.2		<	U	0.093	0.21	0.22	<	U	0.096	0.22	0.23	
MNX	<	U	0.16	0.42	2.1	<	U	0.15	0.39	1.9		<	U	0.16	0.43	2.1	<	U	0.17	0.44	2.2	
Nitrobenzene	<	U	0.095	0.21	0.22	<	U	0.088	0.19	0.2		<	U	0.097	0.21	0.22	<	U	0.1	0.22	0.23	
RDX	0.29	J	0.054	0.21	0.22	0.32	J	0.05	0.19	0.2	<2x	<	U	0.055	0.21	0.22	<	U	0.057	0.22	0.23	
Tetryl	<	U	0.033	0.1	0.11	<	U	0.031	0.096	0.11		<	U	0.034	0.11	0.12	<	U	0.035	0.11	0.12	
LABORATORY MNA PARAMETERS																						
Ammonia USEPA 350.1 (mg/L)	<	U	0.029	0.05	0.1	<	U	0.029	0.05	0.1		0.44		0.029	0.05	0.1	0.45		0.029	0.05	0.1	<2x
Total Kjeldahl Nitrogen USEPA 351.2 (mg/L)	<	UJ	0.69	0.8	1	<	U	0.69	0.8	1		2.5		0.69	0.8	1	2.2		0.69	0.8	1	<2x
Nitrate/Nitrite USEPA 353.2 (mg/L)	54		0.44	0.5	1	54		0.44	0.5	1	0	0.087	J	0.044	0.05	0.1	<	U	0.044	0.05	0.1	<2x
Sulfide SM 9034 (mg/L)	<	U	1.6	2	4	<	U	1.6	2	4		<	U	1.6	2	4	<	U	1.6	2	4	
Sulfate USEPA 9056A (mg/L)	240		5.2	13	25	240		5.2	13	25	0	190		1	2.5	5	190		1	2.5	5	0
Dissolved Organic Carbon SM 9060A (mg/L)	7.7		0.35	0.8	1	8		0.35	0.8	1	4	13		0.35	0.8	1	14		0.35	0.8	1	7
Alkalinity SM 2320B (mg/L)	300		3.1	6.4	10	290		3.1	6.4	10	3	900		3.1	6.4	10	900		3.1	6.4	10	0
Methane RSK-175 (µg/L)	<	U	0.63	1.3	5	<	U	0.63	1.3	5		8300		0.63	1.3	5	8400		0.63	1.3	5	1
Carbon Dioxide SM 2320B (mg/L)[1]	133		3.1	6.4	10	129		3.1	6.4	10	3	400		3.1	6.4	10	400		3.1	6.4	10	0

Notes:

[1]Carbon dioxide back calculated from alkalinity.

field duplicate RPD >30 or >2X the LOQ

< = less than LOQ
µg/L = micrograms per liter
DL = detection limit
HMX = octahydro-1,3,5,7-tetranitro-1,3,5,7-tetrazocine
ID = identification number
J = estimated
LOD = limit of detection
LOQ = limit of quantification
mg/L = milligrams per liter
MNA = monitored natural attenuation
MNX = mono-nitroso-RDX
OU = Operable Unit
Qual = qualifier
RDX = hexahydro-1,3,5-trinitro-1,3,5-triazine
RPD = relative percent difference
RSK = Robert S. Kerr Environmental Research Laboratory
SM = Standard Method
TNT = 2,4,6-trinitrotoluene
U = nondetect
USEPA = United States Environmental Protection Agency
X = times

TABLE 4-1a
SUMMARY OF OU1 FIELD DUPLICATE SAMPLE PAIRS
2022 ANNUAL REPORT

WELL NUMBER	G0094											G0096									
FIELD ID	G0094-22A					G0294-22A						G0096-22A					G0296-22A				
SAMPLE DATE	5/19/2022					5/19/2022						5/19/2022					5/19/2022				
	Result	Qual	DL	LOD	LOQ	Result	Qual	DL	LOD	LOQ	RPD	Result	Qual	DL	LOD	LOQ	Result	Qual	DL	LOD	LOQ	RPD
EXPLOSIVES (USEPA Method 8330A) (µg/L)																						
1,3,5-Trinitrobenzene	<	U	0.092	0.22	0.23	<	U	0.089	0.21	0.22		<	U	0.083	0.2	0.21	<	U	0.082	0.19	0.2	
1,3-Dinitrobenzene	<	U	0.041	0.11	0.12	<	U	0.039	0.11	0.12		<	U	0.037	0.099	0.11	<	U	0.036	0.097	0.11	
TNT	39		0.25	0.55	0.6	40		0.24	0.53	0.58	3	<	U	0.045	0.099	0.11	<	U	0.044	0.097	0.11	
2,4-Dinitrotoluene	0.85	J	0.03	0.088	0.11	<	UJ	0.029	0.085	0.11	>2x	<	U	0.027	0.079	0.099	<	U	0.027	0.078	0.097	
2,6-Dinitrotoluene	<	U	0.044	0.088	0.11	<	U	0.043	0.085	0.11		<	U	0.04	0.079	0.099	<	U	0.039	0.078	0.097	
2-Amino-4,6-dinitrotoluene	45		0.28	0.55	0.6	45		0.27	0.53	0.58	0	0.41	J	0.05	0.099	0.11	0.4		0.049	0.097	0.11	<2x
2-Nitrotoluene	<	U	0.094	0.22	0.23	<	U	0.091	0.21	0.22		<	U	0.085	0.2	0.21	<	U	0.083	0.19	0.2	
3-Nitrotoluene	<	U	0.21	0.44	0.44	<	U	0.21	0.43	0.43		<	U	0.19	0.4	0.4	<	U	0.19	0.39	0.39	
4-Amino-2,6-dinitrotoluene	47		0.32	0.66	0.82	47		0.31	0.64	0.8	0	0.91		0.057	0.12	0.15	0.9		0.056	0.12	0.15	1
4-Nitrotoluene	<	U	0.11	0.44	0.45	<	U	0.11	0.43	0.44		<	U	0.099	0.4	0.41	<	U	0.097	0.39	0.4	
HMX	7.7	J	0.096	0.22	0.23	7.9	J	0.093	0.21	0.22	3	19	J	0.087	0.2	0.21	19		0.085	0.19	0.2	0
MNX	<	U	0.17	0.44	2.2	<	U	0.16	0.43	2.1		0.65	J	0.15	0.4	2	0.85	J	0.15	0.39	1.9	<2x
Nitrobenzene	<	U	0.1	0.22	0.23	<	U	0.097	0.21	0.22		<	U	0.09	0.2	0.21	<	U	0.088	0.19	0.2	
RDX	3.6		0.057	0.22	0.23	3.9		0.055	0.21	0.22	8	37		0.25	0.99	1	38		0.25	0.97	1	3
Tetryl	<	U	0.035	0.11	0.12	<	U	0.034	0.11	0.12		<	U	0.031	0.099	0.11	<	U	0.031	0.097	0.11	
LABORATORY MNA PARAMETERS																						
Ammonia USEPA 350.1 (mg/L)	4.2		0.029	0.05	0.1	4.2		0.029	0.05	0.1	0	1.2		0.029	0.05	0.1	1.3		0.029	0.05	0.1	8
Total Kjeldahl Nitrogen USEPA 351.2 (mg/L)	4.9		0.69	0.8	1	5.4		0.69	0.8	1	<2x	2.1		0.69	0.8	1	2.1		0.69	0.8	1	<2x
Nitrate/Nitrite USEPA 353.2 (mg/L)	7.9		0.044	0.05	0.1	7.5		0.044	0.05	0.1	5	5.9		0.044	0.05	0.1	5.9		0.044	0.05	0.1	0
Sulfide SM 9034 (mg/L)	<	U	1.6	2	4	<	U	1.6	2	4		<	U	1.6	2	4	<	U	1.6	2	4	
Sulfate USEPA 9056A (mg/L)	110		1	2.5	5	110		1	2.5	5	0	110		1	2.5	5	110		1	2.5	5	0
Dissolved Organic Carbon SM 9060A (mg/L)	7		0.35	0.8	1	7.3		0.35	0.8	1	4	7		0.35	0.8	1	7.1		0.35	0.8	1	1
Alkalinity SM 2320B (mg/L)	290		3.1	6.4	10	300		3.1	6.4	10	3	400		3.1	6.4	10	410		3.1	6.4	10	2
Methane RSK-175 (µg/L)	14000		0.63	1.3	5	15000		0.63	1.3	5	7	13000		0.63	1.3	5	14000		0.63	1.3	5	7
Carbon Dioxide SM 2320B (mg/L)[1]	129		3.1	6.4	10	133		3.1	6.4	10	3	178		3.1	6.4	10	182		3.1	6.4	10	2

Notes:

[1]Carbon dioxide back calculated from alkalinity.

field duplicate RPD >30 or >2X the LOQ

< = less than LOQ
µg/L = micrograms per liter
DL = detection limit
HMX = octahydro-1,3,5,7-tetranitro-1,3,5,7-tetrazocine
ID = identification number
J = estimated
LOD = limit of detection
LOQ = limit of quantification
mg/L = milligrams per liter
MNA = monitored natural attenuation
MNX = mono-nitroso-RDX
OU = Operable Unit
Qual = qualifier
RDX = hexahydro-1,3,5-trinitro-1,3,5-triazine
RPD = relative percent difference
RSK = Robert S. Kerr Environmental Research Laboratory
SM = Standard Method
TNT = 2,4,6-trinitrotoluene
U = nondetect
USEPA = United States Environmental Protection Agency
X = times

TABLE 4-1a
SUMMARY OF OU1 FIELD DUPLICATE SAMPLE PAIRS
2022 ANNUAL REPORT

WELL NUMBER	PZ017R										
FIELD ID	PZ017R-22A					PZ021-22A					
SAMPLE DATE	5/18/2022					5/18/2022					
	Result	Qual	DL	LOD	LOQ	Result	Qual	DL	LOD	LOQ	RPD
EXPLOSIVES (USEPA Method 8330A) (µg/L)											
1,3,5-Trinitrobenzene	1.2		0.089	0.21	0.22	1.1		0.088	0.21	0.22	9
1,3-Dinitrobenzene	<	U	0.039	0.11	0.12	<	U	0.039	0.11	0.12	
TNT	3.9		0.048	0.11	0.12	3.4		0.047	0.11	0.12	14
2,4-Dinitrotoluene	<	U	0.029	0.085	0.11	<	U	0.029	0.084	0.11	
2,6-Dinitrotoluene	<	U	0.042	0.085	0.11	<	U	0.042	0.084	0.11	
2-Amino-4,6-dinitrotoluene	1.6		0.054	0.11	0.12	1.5		0.053	0.11	0.12	6
2-Nitrotoluene	<	U	0.09	0.21	0.22	<	U	0.09	0.21	0.22	
3-Nitrotoluene	<	U	0.21	0.42	0.42	<	U	0.2	0.42	0.42	
4-Amino-2,6-dinitrotoluene	3.3		0.061	0.13	0.16	3		0.061	0.13	0.16	10
4-Nitrotoluene	<	U	0.11	0.42	0.43	<	U	0.11	0.42	0.43	
HMX	<	U	0.093	0.21	0.22	<	U	0.092	0.21	0.22	
MNX	<	U	0.16	0.42	2.1	<	U	0.16	0.42	2.1	
Nitrobenzene	<	U	0.096	0.21	0.22	<	U	0.096	0.21	0.22	
RDX	1.2		0.054	0.21	0.22	0.8	J	0.054	0.21	0.22	<2x
Tetryl	<	U	0.034	0.11	0.12	<	U	0.033	0.11	0.12	
LABORATORY MNA PARAMETERS											
Ammonia USEPA 350.1 (mg/L)	0.72		0.029	0.05	0.1	0.73		0.029	0.05	0.1	1
Total Kjeldahl Nitrogen USEPA 351.2 (mg/L)	2.3		0.69	0.8	1	2.1		0.69	0.8	1	<2x
Nitrate/Nitrite USEPA 353.2 (mg/L)	2.5		0.044	0.05	0.1	2.6		0.044	0.05	0.1	4
Sulfide SM 9034 (mg/L)	<	U	1.6	2	4	<	U	1.6	2	4	
Sulfate USEPA 9056A (mg/L)	56		1	2.5	5	56		1	2.5	5	0
Dissolved Organic Carbon SM 9060A (mg/L)	8.9		0.35	0.8	1	8.9		0.35	0.8	1	0
Alkalinity SM 2320B (mg/L)	530		3.1	6.4	10	520		3.1	6.4	10	2
Methane RSK-175 (µg/L)	19000		0.63	1.3	5	19000		0.63	1.3	5	0
Carbon Dioxide SM 2320B (mg/L)[1]	236		3.1	6.4	10	231		3.1	6.4	10	2

Notes:

[1]Carbon dioxide back calculated from alkalinity.

field duplicate RPD >30 or >2X the LOQ

< = less than LOQ
µg/L = micrograms per liter
DL = detection limit
HMX = octahydro-1,3,5,7-tetranitro-1,3,5,7-tetrazocine
ID = identification number
J = estimated
LOD = limit of detection
LOQ = limit of quantification
mg/L = milligrams per liter
MNA = monitored natural attenuation
MNX = mono-nitroso-RDX
OU = Operable Unit
Qual = qualifier
RDX = hexahydro-1,3,5-trinitro-1,3,5-triazine
RPD = relative percent difference
RSK = Robert S. Kerr Environmental Research Laboratory
SM = Standard Method
TNT = 2,4,6-trinitrotoluene
U = nondetect
USEPA = United States Environmental Protection Agency
X = times

TABLE 4-1b
SUMMARY OF OU3 FIELD DUPLICATE SAMPLE PAIR
2022 ANNUAL REPORT

WELL NUMBER	SHGW02										
FIELD ID	SHGW02-22A					SHGW05-22A					
SAMPLE DATE	5/18/2022					5/18/2022					
	Result	Qual	DL	LOD	LOQ	Result	Qual	DL	LOD	LOQ	RPD
VOLATILE ORGANIC COMPOUNDS (USEPA Method 8260B) (µg/L)											
1,1,1-Trichloroethane	<	U	0.16	0.4	1	<	U	0.16	0.4	1	
1,1,2,2-Tetrachloroethane	<	U	0.21	0.8	1	<	U	0.21	0.8	1	
1,1,2-Trichloro-1,2,2-Trifluoroethane (Freon® 113)	3.1		0.18	0.4	3	2.6	J	0.18	0.4	3	<2x
1,1,2-Trichloroethane	<	U	0.27	0.8	1	<	U	0.27	0.8	1	
1,1-Dichloroethane	<	U	0.22	0.8	1	<	U	0.22	0.8	1	
1,1-Dichloroethene	<	U	0.23	0.8	1	<	U	0.23	0.8	1	
1,2,3-Trichlorobenzene	<	U	0.21	0.8	1	<	U	0.21	0.8	1	
1,2,4-Trichlorobenzene	<	U	0.21	0.8	1	<	U	0.21	0.8	1	
1,2-Dibromo-3-Chloropropane	<	U	0.47	1.6	5	<	U	0.47	1.6	5	
1,2-Dibromoethane (EDB)	<	U	0.18	0.4	1	<	U	0.18	0.4	1	
1,2-Dichlorobenzene	<	U	0.15	0.4	1	<	U	0.15	0.4	1	
1,2-Dichloroethane	<	U	0.13	0.4	1	<	U	0.13	0.4	1	
1,2-Dichloropropane	<	U	0.18	0.4	1	<	U	0.18	0.4	1	
1,3-Dichlorobenzene	<	U	0.13	0.4	1	<	U	0.13	0.4	1	
1,4-Dichlorobenzene	<	U	0.16	0.4	1	<	U	0.16	0.4	1	
2-Butanone (MEK)	41		2	4	6	38		2	4	6	8
2-Hexanone	60		1.7	4	5	56		1.7	4	5	7
4-Methyl-2-Pentanone (MIBK)	<	U	0.98	3.2	5	<	U	0.98	3.2	5	
Acetone	40		1.9	6.4	10	41		1.9	6.4	10	<2x
Benzene	<	U	0.16	0.4	1	<	U	0.16	0.4	1	
Bromochloromethane	<	U	0.1	0.2	1	<	U	0.1	0.2	1	
Bromodichloromethane	<	U	0.17	0.4	1	<	U	0.17	0.4	1	
Bromoform	<	U	0.46	0.9	1	<	U	0.46	0.9	1	
Bromomethane	<	U	0.21	0.8	2	<	U	0.21	0.8	2	
Carbon Disulfide	<	U	0.17	0.8	2	<	U	0.17	0.8	2	
Carbon Tetrachloride	<	U	0.19	0.4	2	<	U	0.19	0.4	2	
Chlorobenzene	<	U	0.17	0.4	1	<	U	0.17	0.4	1	
Chloroethane	<	U	0.41	1.6	2	<	U	0.41	1.6	2	
Chloroform	<	U	0.16	0.4	1	<	U	0.16	0.4	1	
Chloromethane	<	U	0.3	0.8	2	<	U	0.3	0.8	2	

Notes:

field duplicate RPD >30 or >2X the LOQ

< = less than LOQ
µg/L = micrograms per liter
DL = detection limit
ID = identification number
J = estimated
LOD = limit of detection
LOQ = limit of quantification
mg/L = milligrams per liter
MNA = monitored natural attenuation
OU = Operable Unit
Qual = qualifier
RSK = Robert S. Kerr Environmental Research Laboratory
SM = standard method
U = nondetect
USEPA = United States Environmental Protection Agency
VOC = volatile organic compounds
X = times

TABLE 4-1b
SUMMARY OF OU3 FIELD DUPLICATE SAMPLE PAIR
2022 ANNUAL REPORT

WELL NUMBER	SHGW02										
FIELD ID	SHGW02-22A					SHGW05-22A					
SAMPLE DATE	5/18/2022					5/18/2022					
	Result	Qual	DL	LOD	LOQ	Result	Qual	DL	LOD	LOQ	RPD
Cis-1,2-Dichloroethene	<	U	0.15	0.4	1	<	U	0.15	0.4	1	
Cis-1,3-Dichloropropene	<	U	0.16	0.4	1	<	U	0.16	0.4	1	
Cyclohexane	<	U	0.28	0.8	2	<	U	0.28	0.8	2	
Dibromochloromethane	<	U	0.17	0.4	1	<	U	0.17	0.4	1	
Dichlorodifluoromethane	<	U	0.31	0.8	2	<	U	0.31	0.8	2	
Ethyl Benzene	<	U	0.16	0.4	1	<	U	0.16	0.4	1	
Isopropylbenzene	<	U	0.19	0.4	1	<	U	0.19	0.4	1	
Methyl Acetate	<	U	1.6	4	5	<	U	1.6	4	5	
Methyl Cyclohexane	<	U	0.1	0.4	2	<	U	0.1	0.4	2	
Methyl Tert-Butyl Ether (Mtbe)	<	U	0.25	0.8	5	<	U	0.25	0.8	5	
Methylene Chloride	<	U	0.94	2	5	<	U	0.94	2	5	
Styrene	<	U	0.36	0.8	1	<	U	0.36	0.8	1	
Tetrachloroethylene (Pce)	<	U	0.2	0.4	1	<	U	0.2	0.4	1	
Toluene	<	U	0.17	0.4	1	<	U	0.17	0.4	1	
Trans-1,2-Dichloroethene	<	U	0.15	0.4	1	<	U	0.15	0.4	1	
Trans-1,3-Dichloropropene	<	U	0.19	0.4	1	<	U	0.19	0.4	1	
Trichloroethene	<	U	0.16	0.4	1	<	U	0.16	0.4	1	
Trichlorofluoromethane	<	U	0.29	0.8	2	<	U	0.29	0.8	2	
Vinyl Chloride	<	U	0.1	0.2	1.5	<	U	0.1	0.2	1.5	
Xylenes, Total	<	U	0.19	0.8	1	<	U	0.19	0.8	1	
LABORATORY MNA PARAMETERS											
Nitrate/Nitrite USEPA 353.2 (mg/L)	0.46		0.044	0.05	0.1	0.51		0.044	0.05	0.1	<2x
Sulfate USEPA 9056A (mg/L)	21	J	5.2	13	25	25		1	2.5	5	<2x
Alkalinity SM 2320B (mg/L)	210		3.1	6.4	10	210		3.1	6.4	10	0
Methane RSK-175 (µg/L)	8500		0.63	1.3	5	8500		0.63	1.3	5	0
Ethane RSK-175 (µg/L)	<	U	0.57	1.5	5	<	U	0.57	1.5	5	
Ethene RSK-175 (µg/L)	<	U	0.4	1.4	5	<	U	0.4	1.4	5	

Notes:

field duplicate RPD >30 or >2X the LOQ

< = less than LOQ
µg/L = micrograms per liter
DL = detection limit
ID = identification number
J = estimated
LOD = limit of detection
LOQ = limit of quantification
mg/L = milligrams per liter
MNA = monitored natural attenuation
OU = Operable Unit
Qual = qualifier
RSK = Robert S. Kerr Environmental Research Laboratory
SM = standard method
U = nondetect
USEPA = United States Environmental Protection Agency
VOC = volatile organic compounds
X = times

This section describes the May 2022 nature and extent of contamination for OU1 (Groundwater Explosives Plume) and OU3 (Shop Area). Discussion of the May 2022 nature and extent of the OU1 on-post area, OU1 off-post area, and OU3 are presented separately in this section. OU1 on-post water quality parameters discussion is also presented below; however, the OU1 off-post and OU3 MNA evaluation is included in **Section 6**. Additionally, to support evaluation of OU1 explosives concentration trends, this section provides a statistical trend evaluation of RDX and TNT using Mann-Kendall analysis.

Plume interpretations shown on **Section 5** figures are based on the most recent data at a given well or location, which is a combination of data collected during the OU1/OU3 LTM sampling event in May 2022 and the Quarter 8 (Q8) OU1 Rebound Study and subsurface injection performance monitoring sampling event in February/March 2022. Data and evaluations from the February/March 2022 Q8 OU1 Rebound Study and subsurface injection performance monitoring sampling event are presented in the Final OU1 Rebound Study Letter Report – Quarter 8 Event (Brice-AECOM 2022d). Additionally, the below evaluations of monitoring well concentrations were completed by comparing May 2022 data to the previous sampling events (i.e., for wells included in the OU1 Rebound Study and performance monitoring event: Q8 [Brice-AECOM 2022d], and for other OU1 and OU3 wells: 2021 OU1/OU3 annual LTM event [Brice-AECOM 2022b]).

5.1 OU1 ON-POST

Table 5-1 summarizes the explosives compounds detected in groundwater and laboratory water quality parameters at OU1 on-post wells in May 2022. The primary explosives compounds detected in groundwater collected from on-post OU1 wells were RDX, HMX, and TNT (only compounds with HALs). Maximum on-post concentrations detected during the May 2022 OU1 annual groundwater LTM event were: 37 µg/L RDX and 19 J µg/L HMX (monitoring well G0096 in the LL1 residual source area), and 39 J µg/L TNT (monitoring well G0094 in the LL1 residual source area). Additionally, the explosives breakdown products 1,3,5-trinitrobenzene, 1,3-dinitrobenzene, 2,4-dinitrotoluene, 2,6-dinitrotoluene, 2-Am-DNT, 4-Am-DNT, MNX, and nitrobenzene were detected. **Table 5-3** summarizes the frequency of detections, concentration ranges, and detections above HALs for explosives compounds detected during the 2022 OU1 annual sampling event at CHAAP. Current and historic OU1 analytical data from annual sampling events (not including GWTF and direct push groundwater investigations sampling) are presented in **Appendix E**. Additionally presented in **Appendix E**, declining explosives concentration trends can best be seen in graphical form of historical explosives concentrations for each on-post and off-post monitoring well and piezometer.

The OU1 on-post groundwater explosives plumes consist of RDX and/or TNT and the horizontal extent of these plumes currently exist only at portions of LL1, LL2, and between EW6 and EW7 (**Figures 5-1** to **5-3**). No explosive concentrations were detected above HALs at LL3, LL4, LL5, or the Decant Station in 2022. The overall on-post groundwater explosives plume between the former facility boundary and LL2 was interpreted to be multiple small plumes with discontinuities across an area of approximately 1.7 miles long and a maximum of approximately 900 feet wide (near the former facility boundary). Results from the OU1 Rebound Study and subsurface injection

performance monitoring quarterly sampling events (February/March 2022) were used in conjunction with the 2022 OU1 annual groundwater sampling results in the development of the groundwater plumes. The most recent OU1 Rebound Study and performance monitoring data and discussion is provided in the Final OU1 Rebound Study Letter Report – Quarter 8 Event (Brice-AECOM 2022d). Additionally, select historical RDX and TNT plume maps (from May 2021 through July 1994) are presented for comparison in **Appendix E**.

The following subsections discuss nature and extent of explosives within the residual source areas at LL1 and LL2, and the area between EW6 and EW7, and the Decant Station.

5.1.1 Load Line 1 Area

The following 18 monitoring wells and 2 piezometers located in LL1 were sampled in May 2022:

- Monitoring wells: G0023, G0048, G0049, G0067, G0084, G0093, G0094, G0096, G0097, G0098, G0099, G0108, G0109, G0110, G0112, G0113, G0114, and G0118
- Piezometers: PZ015 and PZ016

Of the 18 wells and two piezometers sampled at LL1 in May 2022, four wells (G0093, G0094, G0096, and G0099) had RDX and/or TNT concentrations above the HALs. The RDX concentrations at G0093, G0094, G0096, and G0099 were 4.4 µg/L, 3.6 µg/L, 37 µg/L, and 21 µg/L, respectively. The TNT concentration at G0094 was 39 µg/L. Concentrations of RDX and/or TNT decreased or remained nondetect at 16 of 20 LL1 wells and piezometers sampled in May 2022. The most significant decrease since the annual 2021 and/or Q8 sampling events at LL1 was at well G0099 (RDX: from 97 µg/L to 21 µg/L). Of the four wells that showed increases in RDX and/or TNT concentrations since the annual 2021 and/or Q8 sampling events (G0109, G0112, G0118, and PZ016), none increased to above the HALs. Additionally, at G0094, the 2020 injection activities completed may have also caused mobilization of dissolved TNT.

RDX and TNT plumes in LL1 were interpreted based on May 2022 sampling event results as shown on **Figures 5-1** and **5-3**. The numbers, size, and shapes of the RDX and/or TNT plumes in the LL1 area have changed since the annual 2021 and/or Q8 sampling events due to concentrations decreasing at wells G0093, G0094, G0096, and G0099; and no increases in wells above HALs.

The vertical extent of explosives at LL1 is interpreted based on historic groundwater samples collected vertically throughout the aquifer (direct push groundwater investigation and annual sampling). Historic results indicate that the groundwater explosives plume (RDX and/or TNT >2 µg/L) at LL1 residual source areas extends approximately 20 to 25 feet below the water table. Most recent interpretations and illustrations of vertical extent of explosives at LL1 can be found in Section 5 of the Final 2016 Annual Groundwater and Subsurface Injection Report (BW-URS 2017b).

RDX breakdown product MNX was detected at monitoring well G0096 at a concentration of 0.65 J µg/L, the well with the highest RDX concentration. TNT breakdown products 2-Am-DNT and 4-Am-DNT were detected at G0093, G0094, G0096, and PZ016 at LL1. The maximum

concentrations of 2-Am-DNT and 4-Am-DNT were 45 µg/L and 47 µg/L, respectively, at G0094, the only well with a TNT concentration above the HAL. The presence of MNX and 2-Am-DNT and 4-Am-DNT indicates that degradation of RDX and TNT is occurring in the highest concentration areas at LL1.

Subsurface injections were completed at LL1 residual source areas (surrounding wells G0094 and G0096) in October-November 2020 to expedite the degradation of RDX and TNT (shown on **Figure 5-1**). Wells G0094 and G0096 were used as quarterly subsurface injection performance monitoring locations (Q7 – October 2021 and Q8 – February/March 2022), as included in the most recent Final OU1 Rebound Study Letter Report – Quarter 8 Event (Brice-AECOM 2022d).

5.1.2 Load Line 2 Area

The following 13 monitoring wells and six piezometers located in LL2 were sampled in May 2022:

- Monitoring wells: G0066R, G0085, G0095, G0100, G0101, G0111, G0115, G0116, G0117, G0119, G0121, G0122, and G0123
- Piezometers: PZ009, PZ010, PZ011, PZ012, PZ013, and PZ014

Of the 13 monitoring wells and six piezometers sampled at LL2 and slightly downgradient in May 2022, one well (G0111) had explosives concentrations above the HAL for TNT (4 µg/L). Concentrations of RDX and/or TNT decreased or remained nondetect at 17 of 19 LL2 wells and piezometers. Well G0122 decreased to below the HALs, and was the most significant decrease since the annual 2021 and/or Q8 sampling events at LL2 (RDX: from 5.6 µg/L to 0.86 µg/L). Of the two piezometers that showed increases in TNT concentrations since the annual 2021 and/or Q8 sampling events (PZ009 and PZ013), none increased to above the HAL.

RDX and TNT plumes in LL2 were interpreted based on May 2022 sampling event results as shown on **Figures 5-1** and **5-3**. The numbers, size, and shapes of the RDX and/or TNT plumes in the LL2 area have changed since the annual 2021 and/or Q8 sampling events due to concentrations decreasing at wells G0111 and G0122 with no increases in wells to above HALs.

The vertical extent of explosives at LL2 is interpreted based on historic groundwater samples collected vertically throughout the aquifer (direct push groundwater investigations). Historic results indicate that the groundwater explosives plume (RDX >2 µg/L) at LL2 residual source areas extends approximately 25 to 30 feet below the water table. Most recent interpretations and illustrations of vertical extent of explosives at LL2 can be found in Section 5 of the Final 2016 Annual Groundwater and Subsurface Injection Report (BW-URS 2017b).

RDX breakdown product MNX was not detected in any monitoring wells or piezometers at LL2; however, the absence of MNX may be attributed to its short half-life in an anaerobic environment. TNT breakdown products 2-Am-DNT and/or 4-Am-DNT were detected at five wells (G0100, G0111, PZ009, PZ010, and PZ012). The maximum concentrations of 2-Am-DNT and 4-Am-DNT were 8.8 µg/L and 6 µg/L, respectively, at G0111, the only well with TNT concentrations above

the HAL. The presence of 2-Am-DNT and 4-Am-DNT indicates that degradation of TNT is occurring in the highest concentration areas at LL2.

Subsurface injections were completed at LL2 residual source areas (surrounding wells G0111, G0121, G0122, and G0123) in October-November 2020 to expedite the degradation of RDX and TNT (shown on **Figure 5-1**). Wells G0111, G0121, G0122, and G0123 were used as quarterly subsurface injection performance monitoring locations (Q7 – October 2021 and Q8 – February/March 2022), as included in the most recent Final OU1 Rebound Study Letter Report – Quarter 8 Event (Brice-AECOM 2022d).

5.1.3 Between EW6 and EW7

The following 18 monitoring wells and 4 piezometers located between EW6 and EW7 were sampled in May 2022:

- Monitoring wells: G0022, G0024, G0070, G0075, G0076, G0077, G0078, G0079, G0080, G0081, G0082, G0083, G0086, G0087, G0088, G0089, G0091, and G0092
- Piezometers: PZ017R, PZ018, PZ019, and PZ020

Of the 18 wells and four piezometers sampled between EW6 and EW7 in May 2022, six wells and piezometers (G0077, G0086, G0089, PZ017R, PZ018, and PZ020) had explosives concentrations above the HAL for TNT. The TNT concentrations at G0077, G0086, G0089, PZ017R, PZ018, and PZ020 were 7.7 µg/L, 5.5 µg/L, 2.6 µg/L, 3.9 µg/L, 3.3 µg/L, and 5 µg/L, respectively. Concentrations of RDX and/or TNT decreased or remained nondetect in 17 of 22 wells and piezometers. Of the five wells that showed increases in RDX and/or TNT concentrations since the annual 2021 and/or Q8 sampling events (G0077, G0086, G0089, PZ018, and PZ020), only one well (PZ018) increased to above the HALs (TNT: from nondetect to 3.3 µg/L). The most significant increase between EW6 and EW7 since the annual 2021 and/or Q8 sampling events was at G0077 (TNT: from 4.2 µg/L to 7.7 µg/L).

RDX and TNT plumes between EW6 and EW7 were interpreted based on May 2022 sampling event results as shown on **Figures 5-1** and **5-3**. The numbers, size, and shapes of the RDX and/or TNT plumes between EW6 and EW7 have changed since the annual 2021 and/or Q8 sampling events due to concentrations increases/decreases at multiple wells, including a TNT concentration increase to above the HAL at PZ018. There are currently no interpreted RDX plumes between EW6 and EW7.

The vertical extent of explosives between EW6 and EW7 is interpreted based on historic groundwater samples collected vertically throughout the aquifer (direct push groundwater investigation, annual sampling, and the 2020 subsurface injection performance monitoring). Historic results indicate that the groundwater explosives plume (RDX and/or TNT >2 µg/L) at LL1 extends approximately 30 to 35 feet below the water table. The deeper vertical interpretation of explosives concentrations between EW6 and EW7 (compared to LL1 and LL2) is likely due to the vertical migration of contaminants deeper into the aquifer downgradient from residual source areas and the EW7's pump placement (approximately 45 feet bgs) historically drawing

contamination deeper within its influence. The most recent interpretations and illustrations of vertical extent of explosives between EW6 and EW7 can be found in Section 5 of the Final 2018 Annual Groundwater Monitoring Report (Brice-AECOM 2019b) and the Final OU1 Rebound Study Letter Report – Quarter 8 Event (Brice-AECOM 2022d).

RDX breakdown product MNX was not detected in any monitoring wells or piezometers between EW6 and EW7, however, the absence of MNX at the monitoring wells and piezometers may be attributed to its short half-life in an anaerobic environment and low- to no-concentrations of RDX at these wells. TNT breakdown products 2-Am-DNT and/or 4-Am-DNT were detected at 13 monitoring wells and piezometers (G0022, G0024, G0075, G0077, G0082, G0086, G0087, G0088, G0089, G0091, PZ017R, PZ018, and PZ020) between EW6 and EW7 in May 2022. The maximum concentrations for TNT breakdown products 2-Am-DNT and 4-Am-DNT were 4.2 µg/L and 4.8 µg/L at monitoring well G0077, respectively, and the well with the highest TNT concentration between EW6 and EW7. The presence of 2-Am-DNT and 4-Am-DNT indicates that degradation of TNT is occurring in the highest concentration areas.

Subsurface injections were completed between EW6 and EW7 (surrounding well G0022 and upgradient of PZ017R and PZ018) in October-November 2020 to expedite the degradation of RDX and TNT (shown on **Figure 5-1**). Well G0022 and piezometers PZ017R and PZ018 were used as quarterly subsurface injection performance monitoring locations (Q7 – October 2021 and Q8 – February/March 2022), as included in the most recent Final OU1 Rebound Study Letter Report – Quarter 8 Event (Brice-AECOM 2022d).

5.1.4 Decant Station

The following six monitoring wells located at Decant Station were sampled in May 2022:

- Monitoring wells: G0102, G0103, G0104, G0105, G0106 and G0107

The May 2022 analytical data indicate all 6 wells sampled at the Decant Station had explosives concentrations below the HALs, indicating the groundwater explosives plume is no longer present at these locations. For the 6 wells sampled, there were no explosives concentration detections, including RDX and TNT, as shown on **Figures 5-2** and **5-3**. Historically, only RDX concentrations (not TNT) have been detected at the Decant Station, with the most recent RDX concentration above the HAL being at G0102 during the annual 2021 sampling event (8.5 J µg/L). The historic RDX plume at the Decant Station is from a small residual source area from previous Freon® 113 decanting operations.

The historic vertical extent of explosives at the Decant Station is interpreted based on historic groundwater samples collected vertically throughout the aquifer (direct push groundwater investigations and annual sampling). Historic results indicate that the groundwater RDX plume (>2 µg/L) at the Decant Station extends approximately 20 to 25 feet below the water table. Most recent interpretations and illustrations of vertical extent of the Decant Station can be found in the 2012 Decant Station Groundwater Investigation and Additional Subsurface Injection Final Letter Report (BW-URS 2013).

RDX breakdown product MNX was not detected in any monitoring wells in the Decant Station. The absence of MNX at the Decant Station monitoring wells may be attributed to its short half-life in an anaerobic environment and no-concentrations of RDX at these wells. TNT breakdown products 2-Am-DNT and 4-Am-DNT were not detected either, likely due to the absence of TNT concentrations above the HAL.

Subsurface injections were completed at the Decant Station in October-November 2020 to expedite the degradation of RDX near well G0102 (shown on **Figure 5-2**). This well was used as a quarterly subsurface injection performance monitoring location (Q7 – October 2021 and Q8 – February/March 2022), as included in the most recent Final OU1 Rebound Study Letter Report – Quarter 8 Event (Brice-AECOM 2022d).

5.2 OU1 OFF-POST

Table 5-2 summarizes the explosives compounds detected in groundwater and laboratory MNA parameters at OU1 off-post wells in May 2022. The primary explosives compounds detected in groundwater collected from OU1 were RDX, HMX, and TNT (only compounds having HALs). Maximum concentrations detected in off-post wells during the 2022 OU1 annual groundwater LTM event were all below the HALs (0.29 J µg/L RDX at well NW020) and nondetect for TNT and HMX at all off-post wells. **Table 5-3** summarizes the frequency of detections, concentration ranges, and comparison to HALs for explosives compounds detected during the 2022 OU1 annual sampling event at CHAAP. **Table 5-4** summarizes the highest historical OU1 off-post explosives concentrations detected from 1984 to 2022. Current and historic OU1 analytical data and select historical RDX and TNT plume maps from May/June 2021 through July 1994 are presented for comparison in **Appendix E**.

As recommended in the Final 2018 Annual Report (Brice-AECOM 2019b), 15 off-post wells that were previously removed from the OU1 LTM program are being sampled as part of the OU1 Rebound Study which occurs in conjunction with the OU1 annual LTM events. The 15 wells have been reincorporated back into the OU1 annual monitoring program, in addition to the OU1 Rebound Study sampling events, to monitor areas directly downgradient of on-post explosives plumes and to identify any potential off-post explosives plume migration (Brice-AECOM 2019a). However, following the OU1 Rebound Study sampling event in September-October 2020 (Q4), six of these 15 wells are no longer able to be accessed due to property owner not allowing access (and scheduled for future abandonment).

The following 12 off-post monitoring wells were sampled in May 2022:

- Monitoring wells: CA210, CA211, CA212, CA213, NW020, NW021, NW022, NW060, NW061, NW062, NW070, NW071

Ten of the 12 wells sampled off-post in May 2022 were nondetect for RDX and TNT. Only two off-post monitoring wells (NW020 and NW021) had detections of RDX but no detections of TNT. The RDX concentrations at wells NW020 and NW021 were 0.29 J µg/L and 0.22 µg/L, respectively. The May 2022 off-post concentrations were comparable to the Q8 (February/March

2022) off-post concentrations, with 0.22 µg/L and 0.17 µg/L for RDX at NW020 and NW021, respectively, and results of nondetect for other OU1 off-post wells.

The May 2022 analytical data indicate all OU1 off-post monitoring wells sampled had explosives concentrations below the HALs, indicating the groundwater explosives plume is no longer present at these locations. Although all off-post wells are currently below the HALs, it is interpreted that the on-post plume does extend slightly into the off-post area just east of EW7. Quarterly direct push groundwater sampling completed in the off-post area as part of the OU1 Rebound Study has verified both horizontal and vertical extents of the off-post explosives plume (Brice-AECOM 2022d). The extent of the off-post explosives plume can be seen on **Figures 5-3** and **5-4**.

The off-post plume, near the former facility boundary, is currently interpreted to extend approximately 20 to 25 feet below the water table. These vertical depths of the off-post plume have been verified during quarterly OU1 Rebound Study direct push groundwater sampling completed off-post, as presented in the most recent Final OU1 Rebound Study Letter Report – Quarter 8 Event (Brice-AECOM 2022d).

The RDX breakdown product MNX was not detected in any off-post monitoring wells; however, may be attributed to low- to no-concentrations of RDX at/near these wells. TNT breakdown products 2-Am-DNT and/or 4-Am-DNT were detected at two off-post wells: NW020 and NW021 (near former facility boundary). The maximum concentrations of 2-Am-DNT and 4-Am-DNT was 1.4 µg/L and 1.5 µg/L at NW021, respectively.

5.3 OU3 SHOP AREA

Historic OU3 Shop Area groundwater VOC plumes (defined as VOC MCL exceedances) has consisted primarily of 1,1,2-TCA; however, detections of benzene, 1,2-DCA, and vinyl chloride have periodically exceeded their respective MCLs at OU3. The MCL for 1,1,2-TCA, benzene, and 1,2-DCA is 5 µg/L and the MCL for vinyl chloride is 2 µg/L. **Table 5-5** summarizes the May 2022 VOCs and TPH-DRO detected in groundwater and laboratory MNA parameters at OU3. During the May 2022 OU3 annual groundwater LTM event, VOCs detected in groundwater at OU3 include Freon® 113, 1,1,2-TCA, 2-butanone (MEK), 2-hexanone, acetone, ethyl benzene, and total xylenes.

The following six monitoring wells were sampled during the May 2022 groundwater monitoring event at OU3 Shop Area:

- G0053, G0069, SAMW1, SHGW02, SHGW03, SHGW04

During the May 2022 OU3 annual groundwater LTM event, all VOC detections were below MCLs at the six OU1 Shop Area wells, as shown on **Figure 5-5**. Maximum concentrations detected for VOC listed above were: 3.5 µg/L for Freon® 113 (at well G0069), 4.1 µg/L for 1,1,2-TCA (at well SHGW03), 41 µg/L for 2-butanone (MEK), 60 µg/L for 2-hexanone, and 40 µg/L for acetone (at well SHGW02), 0.33 J µg/L for ethyl benzene (at well SHGW03), and 0.62 J µg/L for total xylenes (at well SHGW04). No detections of 1,2-DCA, benzene, or vinyl chloride were detected at any

OU3 Shop Area wells. Historic VOC plumes at OU3 Shop Area is likely the result of increasing groundwater elevations causing dissolution and desorption of 1,1,2-TCA trapped in the vadose zone, and migrating downgradient from well SHGW02 (believed to be the historical VOC source area).

1,1,2-TCA concentrations have shown a declining trend since 2001 to present (e.g., 88 µg/L to 4.1 µg/L, respectively), was above the MCL in 2021 (11 µg/L) and 2020 (15 µg/L), and prior had been below its MCL since 2010 at all OU3 Shop Area wells. 1,2-DCA concentrations have fluctuated at monitoring well SHGW02 since 2008 (i.e., above MCL in 2008, 2010, 2014, 2016, and 2018); however, 1,2-DCA concentrations at SHGW02 have generally shown a declining trend from 27 µg/L in 2008 to nondetect in 2022. 1,2-DCA concentrations have not been above the MCL at downgradient well SHGW03 since 2000. These observed declining VOC concentrations are likely the result of natural attenuation and previous subsurface injections completed at OU3 in 2007 and 2009 (BW-URS 2008, BW-URS 2010). Historical VOC concentrations and select plume maps for the OU3 Shop Area wells are presented in **Appendix E**.

Based on historical diesel-contaminated soil removal actions completed at OU3, TPH-DRO was added to the groundwater monitoring parameters list at wells G0069, SHGW03, and SHGW04 beginning in 2004 and has continued through 2022. Since 2005, all detections of TPH-DRO have been below the project action limit of 10 mg/L (NDEQ 2009). In 2022, TPH-DRO was detected at concentrations of 3.4 mg/L at G0069, 0.32 mg/L at SHGW03, and 7.2 mg/L at SHGW04. Historical TPH-DRO concentrations for OU3 Shop Area wells are presented in **Appendix E** with historical comparisons accordingly.

5.4 OU1 STATISTICAL TREND EVALUATION

To support evaluation of OU1 explosives concentration trends, this section provides a statistical trend evaluation of RDX and TNT using Mann-Kendall analysis in Monitoring and Remediation Optimization System (MAROS) Version 3.0 (Air Force Civil Engineer Center [AFCEC] 2012). Mann-Kendall is a non-parametric statistical procedure that is well suited for analyzing trends in data over time, that do not follow a normal distribution, and focus on the location of the probability distribution of the sampled population, rather than specific parameters of the population (AFCEC 2012). The linear regression analysis, modeling, and empirical functions were not used during this evaluation. Site data analyzed by the program includes historic and current site analytical data, hydrogeologic factors, and locations of potential receptors.

Following the 2022 OU1 annual sampling event, a statistical trend evaluation of RDX and TNT concentrations was completed for select on- and off-post monitoring wells and piezometers (wells indicated on **Figures 5-3** and **5-4**). Historical OU1 LTM Program explosives data were utilized for the trend evaluation. The focus of the statistical trend evaluation is on OU1 LTM wells near the former facility boundary and upgradient OU1 LTM wells between EW6 and EW7. Only these select wells with historic RDX and/or TNT detections above HALs are included in the statistical trend evaluation. Trend analysis is neither performed on OU1 off-post wells because explosives concentrations remain below HALs nor at OU1 on-post residual source area wells (LL1 and LL2) due to ongoing treatment via subsurface injections.

Typically, OU1 annual LTM sampling events were completed during the spring, however, a few annual OU1 LTM sampling events have been completed in the late summer (August 2014, 2015, and 2016). Ongoing evaluations of the historic data collected indicate, with exception to OU1 on-post wells not included in the trend analysis (i.e., residual source area wells with ongoing subsurface injection treatments [see **Section 5.1**]), the data are not significantly impacted by seasonal effects or fluctuating water levels. Current and historic explosives analytical data from OU1 annual sampling events are presented in **Appendix G**.

Using the three statistical metrics for Mann-Kendall analysis (Mann-Kendall statistic [S], Confidence in Trend [CT], and Coefficient of Variation [COV]), the Mann-Kendall test analyzes the trend in the data over time and is utilized in the analysis of groundwater plume stability. A concentration trend category is then determined following the Mann-Kendall Analysis Decision Matrix. Generally, positive S values indicate an increase in analyte concentrations over time and negative S values indicate a decrease in analyte concentrations over time. The CT provides a percentage (%) value of confidence for the S validity, and the COV provides a general indicator of the degree of variability. Mann-Kendall analysis will be applied to RDX and TNT results to assess the potential for future RDX and TNT concentration increases.

Individual monitoring well concentration trends are categorized into one of seven categories based on the decision matrix:

MANN-KENDALL ANALYSIS DECISION MATRIX

Mann-Kendall Statistic (S)	Confidence in Trend (CT)	Concentration Trend
S > 0	> 95 %	Increasing (I)
S > 0	90% to 95%	Probably Increasing (PI)
S > 0	< 90%	No Trend (NT)
S less than or equal (≤) 0	< 90% and COV greater than or equal (≥) 1	No Trend (NT)
S ≤ 0	< 90% and COV < 1	Stable (S)
S < 0	90% to 95%	Probably Decreasing (PD)
S < 0	> 95%	Decreasing (D)
Dataset where all values are nondetect		Nondetect (ND)

Notes:
No Trend – No statistically significant trend with more variability in concentrations over time (COV)
Stable – No statistically significant trend with less variability in concentrations over time (COV)

5.4.1 Program Input

Groundwater monitoring data at each set of wells were tabulated into an importable format recognized by the MAROS software, as summarized and presented in **Appendix G** (**Tables G.1** and **G.2**). The groundwater monitoring data set included:

- Well names

- Well location coordinates
- Chemical constituent(s)
- Sample results
- Sample dates
- Detection limits (used to estimate values for non-detects)
- Data flags (non-detect or estimated [**J**] values)

5.4.2 Program Output

Mann-Kendall Statistics Summary result sheets output for each well set are included in **Appendix G** with results discussed below.

5.4.3 Statistical Results Summary

The Mann-Kendall Statistics Summary sheets list the monitoring wells used in the evaluation. General sampling information, such as the number of samples and average detected constituent concentration, is also presented. A contaminant concentration trend is determined for each well using the Mann-Kendall technique.

Data for the Mann-Kendall analysis for wells at the 'former facility boundary' were included from nine total wells (two off-post monitoring wells and six on-post monitoring wells and piezometers, and one historically operated extraction well) and are shown on the Mann-Kendall Statistics Summary result sheet in **Appendix G**. The Mann-Kendall trend analysis results for each of the nine wells includes: detections, detection frequency, minimum, maximum, mean, median, Mann-Kendall statistic result, and concentration trend (**Figure 5-6**). The Mann-Kendall analysis of the former facility boundary wells yielded the following results for TNT and RDX:

- TNT – decreasing (D) at all wells
- RDX – decreasing (D) at all wells

Data for the Mann-Kendall analysis for the 'upgradient wells' were included from eight on-post monitoring wells and are shown on the Mann-Kendall Statistics Summary result sheet in **Appendix G**. The Mann-Kendall trend analysis results for each of the eight wells includes: detections, detection frequency, minimum, maximum, mean, median, Mann-Kendall statistic result, and concentration trend (**Figure 5-7**)**.** The Mann-Kendall analysis of the upgradient wells yielded the following results for TNT and RDX:

- TNT – decreasing (D) or not detected (ND) at all wells
- RDX – decreasing (D) at all wells except well G0087 (no trend [NT])

The trend analysis results for the two sets of wells (shown on **Figures 5-6** and **5-7**) indicate that TNT and RDX concentrations show statistically-significant decreasing trends at all wells, with one

exception that shows no trend. The tabulated groundwater monitoring data for each well are included in **Appendix G**.

5.5 OU1 ON-POST WATER QUALITY PARAMETER RESULTS

On-post water quality parameter results over the past seven annual groundwater sampling events are described in this section. Concentrations of water quality and microbial respiratory parameters at on-post wells in OU1 RAO injection treatment areas were generally different than the on-post wells that were not in treatment areas. **Table 5-6** presents data that were collected from OU1 on-post monitoring wells outside of the OU1 RAO treatment areas and **Table 5-7** presents data collected from OU1 on-post monitoring wells within the treatment areas. Beginning in 2007, the first year of OU1 RAO subsurface injections, changes in water quality parameter results were observed between data collected from monitoring wells that are within RAO injection treatment areas and wells that are outside of RAO treatment areas. The most significant differences were seen at the LL1 and LL2 residual source areas. Temporal changes observed in residual source areas are the result of the 2007 through 2016 OU1 RAO subsurface injections, and again more recently during the 2020 subsurface injections. Various pre-injection averages from 2001 to 2007 are also included in **Table 5-6**, for comparison to wells directly impacted from subsurface injections completed during different events (i.e., 2007-2016, 2019, or 2020). Additionally, the 2022 OU1 on-post and off-post well laboratory MNA water quality parameter results are shown on **Figures 6-1a** through **6-1d**, for reference. General on-post data trends include:

- ORP values at on-post wells outside the RAO treatment areas were generally positive and greater than approximately 100 mV in shallow groundwater (**Table 5-6**). ORP values in on-post wells inside the RAO treatment areas were lower than OU1 on-post wells outside the RAO treatment areas and generally negative (**Table 5-7**). These observations indicate that the treatment area remains conducive to explosives biodegradation.
- DO concentrations at on-post wells outside the RAO treatment areas were generally > 1 mg/L in shallow groundwater (**Table 5-6**). DO concentrations at on-post wells inside the RAO treatment areas were generally < 1 mg/L (**Table 5-7**). The lower post-treatment DO concentrations in the shallow aquifer indicates that the treatment area remains conducive to explosives biodegradation.
- Nitrate/nitrite concentrations at on-post wells outside the RAO treatment areas were generally > 6 mg/L (**Table 5-6**). Nitrate/nitrite concentrations at on-post wells inside the RAO treatment areas are nondetect in more than half of the wells and generally < 6 mg/L in those wells with detections (**Table 5-7**). These lower nitrate/nitrite concentrations inside the RAO treatment areas indicate that the treatment area remains conducive to explosives biodegradation.
- Fe^{2+} concentrations at on-post wells outside the RAO treatment areas were < 1 mg/L (**Table 5-6**). Fe^{2+} concentrations at on-post wells inside the RAO treatment areas were variable but generally > 2 mg/L (**Table 5-7**). These higher Fe^{2+} concentrations inside

the RAO treatment areas indicates that ferric iron (Fe^{3+}) reduction processes are occurring, and the treatment area remains conducive to explosives biodegradation.

- Sulfate concentrations at both on-post wells outside and inside the RAO treatment areas varied but were generally > 100 mg/L in shallow groundwater (**Tables 5-6** and **5-7**). Conversely, sulfide concentrations at all wells are generally < 1 mg/L indicating biodegradation via sulfate reduction is not occurring.
- Methane concentrations at on-post wells outside the RAO treatment areas were generally nondetect (**Table 5-6**). Methane concentrations at on-post wells inside the RAO treatment areas are generally > 5,000 µg/L (**Table 5-7**). These higher methane concentrations inside the RAO treatment zone suggest that methanogenesis is occurring and the treatment areas remain conducive to explosives biodegradation.
- DOC concentrations at on-post wells outside the RAO treatment zone were generally < 5 mg/L (**Table 5-6**). DOC concentrations at on-post wells inside the RAO treatment zone were highly variable ranging from < 3 mg/L to 650 mg/L, but higher than pre-injection averages (**Table 5-7**). The variable nature of DOC concentrations inside the treatment area is likely the result of areas of older injections (lower DOC) and newer injections (higher DOC) but in general the treatment areas remain conducive to explosives biodegradation.

TABLE 5-1
SUMMARY OF EXPLOSIVES DETECTED AND LABORATORY WATER QUALITY PARAMETERS, OU1 ON-POST MONITORING WELLS AND PIEZOMETERS
2022 ANNUAL REPORT

FIELD ID	CHAAP	G0017-22A					G0022-22A					G0023-22A					G0024-22A					G0044-22A					G0045-22A					G0048-22A				
SAMPLE DATE	HALs	5/20/2022					5/13/2022					5/16/2022					5/18/2022					5/17/2022					5/20/2022					5/16/2022				
	(µg/L)	Result	Qual	DL	LOD	LOQ	Result	Qual	DL	LOD	LOQ	Result	Qual	DL	LOD	LOQ	Result	Qual	DL	LOD	LOQ	Result	Qual	DL	LOD	LOQ	Result	Qual	DL	LOD	LOQ	Result	Qual	DL	LOD	LOQ
EXPLOSIVES (USEPA Method 8330A) (µg/L)																																				
1,3,5-Trinitrobenzene	NA	<	U	0.081	0.19	0.2	<	U	0.087	0.21	0.22	<	U	0.083	0.2	0.21	<	U	0.088	0.21	0.22	<	U	0.091	0.22	0.23	<	U	0.082	0.2	0.21	<	U	0.08	0.19	0.2
1,3-Dinitrobenzene	NA	<	U	0.036	0.097	0.11	<	U	0.038	0.1	0.11	<	U	0.036	0.099	0.11	<	U	0.038	0.1	0.11	<	U	0.04	0.11	0.12	<	U	0.036	0.098	0.11	<	U	0.035	0.096	0.11
TNT	2	<	U	0.043	0.097	0.11	<	U	0.047	0.1	0.11	<	U	0.044	0.099	0.11	0.18		0.047	0.1	0.11	<	U	0.049	0.11	0.12	<	U	0.044	0.098	0.11	<	U	0.043	0.096	0.11
2,4-Dinitrotoluene	NA	<	U	0.026	0.077	0.097	<	U	0.028	0.083	0.1	<	U	0.027	0.079	0.099	<	U	0.029	0.083	0.1	<	U	0.03	0.087	0.11	<	U	0.027	0.078	0.098	<	U	0.026	0.076	0.096
2,6-Dinitrotoluene	NA	<	U	0.039	0.077	0.097	<	U	0.042	0.083	0.1	<	U	0.04	0.079	0.099	<	U	0.042	0.083	0.1	<	U	0.044	0.087	0.11	<	U	0.039	0.078	0.098	<	U	0.038	0.076	0.096
2-Amino-4,6-dinitrotoluene	NA	<	U	0.049	0.097	0.11	0.33		0.053	0.1	0.11	<	U	0.05	0.099	0.11	0.52		0.053	0.1	0.11	<	U	0.055	0.11	0.12	<	U	0.05	0.098	0.11	<	U	0.048	0.096	0.11
2-Nitrotoluene	NA	<	U	0.083	0.19	0.2	<	U	0.089	0.21	0.22	<	U	0.084	0.2	0.21	<	U	0.089	0.21	0.22	<	U	0.093	0.22	0.23	<	U	0.084	0.2	0.21	<	U	0.082	0.19	0.2
3-Nitrotoluene	NA	<	U	0.19	0.39	0.39	<	U	0.2	0.41	0.41	<	U	0.19	0.39	0.39	<	U	0.2	0.42	0.42	<	U	0.21	0.43	0.43	<	U	0.19	0.39	0.39	<	U	0.19	0.38	0.38
4-Amino-2,6-dinitrotoluene	NA	<	U	0.056	0.12	0.14	0.49		0.06	0.12	0.16	<	U	0.057	0.12	0.15	0.27		0.06	0.13	0.16	<	U	0.063	0.13	0.16	<	U	0.057	0.12	0.15	<	U	0.055	0.11	0.14
4-Nitrotoluene	NA	<	U	0.097	0.39	0.4	<	U	0.1	0.41	0.42	<	U	0.099	0.39	0.4	<	U	0.1	0.42	0.43	<	U	0.11	0.43	0.44	<	U	0.098	0.39	0.4	<	U	0.096	0.38	0.39
HMX	400	<	U	0.085	0.19	0.2	<	U	0.091	0.21	0.22	<	U	0.086	0.2	0.21	<	U	0.091	0.13	0.22	<	U	0.095	0.22	0.23	<	U	0.086	0.2	0.21	<	U	0.084	0.19	0.2
MNX	NA	<	U	0.15	0.39	1.9	<	U	0.16	0.41	2.1	<	U	0.15	0.39	2	<	U	0.16	0.42	2.1	<	U	0.17	0.43	2.2	<	U	0.15	0.39	2	<	U	0.15	0.38	1.9
Nitrobenzene	NA	<	U	0.088	0.19	0.2	<	U	0.094	0.21	0.22	<	U	0.09	0.2	0.21	<	U	0.095	0.21	0.22	<	U	0.099	0.22	0.23	<	U	0.089	0.2	0.21	<	U	0.087	0.19	0.2
RDX	2	<	U	0.05	0.19	0.2	<	U	0.053	0.21	0.22	<	U	0.051	0.2	0.21	<	U	0.054	0.21	0.22	0.22	J	0.056	0.22	0.23	<	U	0.05	0.2	0.21	<	U	0.049	0.19	0.2
Tetryl	NA	<	U	0.031	0.097	0.11	<	U	0.033	0.1	0.11	<	U	0.031	0.099	0.11	<	U	0.033	0.1	0.11	<	U	0.034	0.11	0.12	<	U	0.031	0.098	0.11	<	U	0.03	0.096	0.11
LABORATORY WATER QUALITY PARAMETERS																																				
Ammonia USEPA 350.1 (mg/L)		0.062	J	0.029	0.05	0.1	0.89		0.029	0.05	0.1	6.7		0.058	0.1	0.2	<	U	0.029	0.05	0.1	<	U	0.029	0.05	0.1	1.6		0.029	0.05	0.1	0.15		0.029	0.05	0.1
Total Kjeldahl Nitrogen USEPA 351.2 (mg/L)		<	U	0.69	0.8	1	<	U	0.69	0.8	1	7.6		0.69	0.8	1	<	U	0.69	0.8	1	<	U	0.69	0.8	1	2		0.69	0.8	1	<	U	0.69	0.8	1
Nitrate/Nitrite USEPA 353.2 (mg/L)		<	UJ	0.044	0.05	0.1	7.5		0.044	0.05	0.1	<	U	0.044	0.05	0.1	11	J	0.088	0.1	0.2	23		0.44	0.5	1	<	U	0.044	0.05	0.1	45		0.88	1	2
Sulfide SM 9034 (mg/L)		3.2	J	1.6	2	4	<	U	1.6	2	4	<	U	1.6	2	4	<	U	1.6	2	4	<	U	1.6	2	4	<	U	1.6	2	4	<	U	1.6	2	4
Sulfate USEPA 9056A (mg/L)		250		5.2	13	25	140		1	2.5	5	66		1	2.5	5	64		1	2.5	5	790		5.2	13	25	1200		10	25	50	150		1	2.5	5
Dissolved Organic Carbon SM 9060A (mg/L)		5.5		0.35	0.8	1	3.9		0.35	0.8	1	7.4		0.35	0.8	1	3.6		0.35	0.8	1	7.5		0.35	0.8	1	5.7		0.35	0.8	1	5.5		0.35	0.8	1
Alkalinity SM 2320B (mg/L)		460		3.1	6.4	10	350		3.1	6.4	10	400		3.1	6.4	10	100		3.1	6.4	10	620		3.1	6.4	10	450		3.1	6.4	10	320		3.1	6.4	10
Methane RSK-175 (µg/L)		2800		0.63	1.3	5	4300		0.63	1.3	5	12000		0.63	1.3	5	<	U	0.63	1.3	5	<	U	0.63	1.3	5	1.2	J	0.63	1.3	5	84		0.63	1.3	5
Carbon Dioxide SM 2320B (mg/L)[1]		204		3.1	6.4	10	156		3.1	6.4	10	177.8		3.1	6.4	10	44		3.1	6.4	10	276		3.1	6.4	10	200		3.1	6.4	10	142		3.1	6.4	10

Notes:

Concentrations exceed HALs

[1]Carbon dioxide back calculated from alkalinity SM 2320B.

< = less than LOQ

µg/L = micrograms per liter

CHAAP = Cornhusker Army Ammunition Plant

DL = detection limit

HAL = health advisory level

HMX = octahydro-1,3,5,7-tetranitro-1,3,5,7-tetrazocine

ID = identification number

J= estimated

LOD = limit of detection

LOQ = limit of quantification

mg/L = milligrams per liter

MNX = mono-nitroso-RDX

NA = not available

OU= Operable Unit

PZ = piezometer

Qual = qualifier

RDX = hexahydro-1,3,5-trinitro-1,3,5-triazine

RSK = Robert S. Kerr Environmental Research Laboratory

SM = Standard Method

TNT = 2,4,6-trinitrotoluene

U= nondetect

USEPA = United States Environmental Protection Agency

TABLE 5-1
SUMMARY OF EXPLOSIVES DETECTED AND LABORATORY WATER QUALITY PARAMETERS, OU1 ON-POST MONITORING WELLS AND PIEZOMETERS
2022 ANNUAL REPORT

FIELD ID	CHAAP	G0049-22A					G0066R-22A					G0067-22A					G0070-22A					G0075-22A					G0076-22A					G0077-22A				
SAMPLE DATE	HALs	5/16/2022					5/19/2022					5/14/2022					5/12/2022					5/12/2022					5/12/2022					5/18/2022				
	(µg/L)	Result	Qual	DL	LOD	LOQ	Result	Qual	DL	LOD	LOQ	Result	Qual	DL	LOD	LOQ	Result	Qual	DL	LOD	LOQ	Result	Qual	DL	LOD	LOQ	Result	Qual	DL	LOD	LOQ	Result	Qual	DL	LOD	LOQ
EXPLOSIVES (USEPA Method 8330A) (µg/L)																																				
1,3,5-Trinitrobenzene	NA	<	U	0.082	0.19	0.2	<	U	0.096	0.23	0.24	<	U	0.088	0.21	0.22	<	U	0.087	0.21	0.22	<	U	0.085	0.2	0.21	<	U	0.086	0.2	0.21	5.4		0.089	0.21	0.22
1,3-Dinitrobenzene	NA	<	U	0.036	0.097	0.11	<	U	0.042	0.11	0.13	<	U	0.039	0.11	0.12	<	U	0.038	0.1	0.11	<	U	0.037	0.1	0.11	<	U	0.038	0.1	0.11	<	U	0.039	0.11	0.12
TNT	2	<	U	0.044	0.097	0.11	<	U	0.051	0.11	0.13	<	U	0.047	0.11	0.12	<	U	0.047	0.1	0.11	<	U	0.045	0.1	0.11	<	U	0.046	0.1	0.11	7.7		0.048	0.11	0.12
2,4-Dinitrotoluene	NA	<	U	0.027	0.078	0.097	<	U	0.031	0.091	0.11	<	U	0.029	0.084	0.11	<	U	0.028	0.083	0.1	<	U	0.028	0.081	0.1	<	U	0.028	0.082	0.1	<	U	0.029	0.085	0.11
2,6-Dinitrotoluene	NA	<	U	0.039	0.078	0.097	<	U	0.046	0.091	0.11	<	U	0.042	0.084	0.11	<	U	0.042	0.083	0.1	<	U	0.04	0.081	0.1	<	U	0.041	0.082	0.1	<	U	0.042	0.085	0.11
2-Amino-4,6-dinitrotoluene	NA	<	U	0.049	0.097	0.11	<	U	0.058	0.11	0.13	<	U	0.053	0.11	0.12	<	U	0.053	0.1	0.11	0.83		0.051	0.1	0.11	<	U	0.052	0.1	0.11	4.2		0.054	0.11	0.12
2-Nitrotoluene	NA	<	U	0.083	0.19	0.2	<	U	0.098	0.23	0.24	<	U	0.09	0.21	0.22	<	U	0.089	0.21	0.22	<	U	0.086	0.2	0.21	<	U	0.087	0.2	0.21	<	U	0.091	0.21	0.22
3-Nitrotoluene	NA	<	U	0.19	0.39	0.39	<	U	0.22	0.46	0.46	<	U	0.2	0.42	0.42	<	UJ	0.2	0.42	0.42	<	U	0.2	0.4	0.4	<	U	0.2	0.41	0.41	<	U	0.21	0.42	0.42
4-Amino-2,6-dinitrotoluene	NA	<	U	0.056	0.12	0.15	<	U	0.066	0.14	0.17	<	U	0.061	0.13	0.16	<	U	0.06	0.12	0.16	0.88		0.058	0.12	0.15	<	U	0.059	0.12	0.15	4.8		0.061	0.13	0.16
4-Nitrotoluene	NA	<	U	0.097	0.39	0.4	<	U	0.11	0.46	0.47	<	U	0.11	0.42	0.43	<	U	0.1	0.42	0.43	<	U	0.1	0.4	0.41	<	U	0.1	0.41	0.42	<	U	0.11	0.42	0.43
HMX	400	<	U	0.085	0.19	0.2	<	U	0.1	0.23	0.24	<	U	0.092	0.21	0.22	<	U	0.091	0.21	0.22	0.14	J	0.088	0.2	0.21	<	U	0.089	0.2	0.21	0.75		0.093	0.21	0.22
MNX	NA	<	U	0.15	0.39	1.9	<	U	0.18	0.46	2.3	<	U	0.16	0.42	2.1	<	U	0.16	0.42	2.1	<	U	0.16	0.4	2	<	U	0.16	0.41	2	<	U	0.16	0.42	2.1
Nitrobenzene	NA	<	U	0.088	0.19	0.2	<	U	0.1	0.23	0.24	<	U	0.096	0.21	0.22	<	U	0.095	0.21	0.22	<	U	0.092	0.2	0.21	<	U	0.093	0.2	0.21	<	U	0.096	0.21	0.22
RDX	2	<	U	0.05	0.19	0.2	<	U	0.059	0.23	0.24	<	U	0.054	0.21	0.22	<	U	0.053	0.21	0.22	0.16	J	0.052	0.2	0.21	<	U	0.053	0.2	0.21	1.2	J	0.055	0.21	0.22
Tetryl	NA	<	U	0.031	0.097	0.11	<	U	0.036	0.11	0.13	<	U	0.033	0.11	0.12	<	U	0.033	0.1	0.11	<	U	0.032	0.1	0.11	<	U	0.032	0.1	0.11	<	U	0.034	0.11	0.12
LABORATORY WATER QUALITY PARAMETERS																																				
Ammonia USEPA 350.1 (mg/L)		1		0.029	0.05	0.1	3.1		0.029	0.05	0.1	1.8		0.029	0.05	0.1	0.067	J	0.029	0.05	0.1	0.043	J	0.029	0.05	0.1	4.4		0.029	0.05	0.1	<	U	0.029	0.05	0.1
Total Kjeldahl Nitrogen USEPA 351.2 (mg/L)		1.6		0.69	0.8	1	3.6		0.69	0.8	1	<	U	0.69	0.8	1	<	UJ	0.69	0.8	1	<	U	0.69	0.8	1	2.8		0.69	0.8	1	<	U	0.69	0.8	1
Nitrate/Nitrite USEPA 353.2 (mg/L)		0.051	J	0.044	0.05	0.1	<	U	0.044	0.05	0.1	20		0.44	0.5	1	<	U	0.044	0.05	0.1	6.2		0.088	0.1	0.2	<	U	0.044	0.05	0.1	12		0.22	0.25	0.5
Sulfide SM 9034 (mg/L)		<	U	1.6	2	4	<	UJ	1.6	2	4	<	U	1.6	2	4	<	U	1.6	2	4	<	U	1.6	2	4	<	U	1.6	2	4	<	U	1.6	2	4
Sulfate USEPA 9056A (mg/L)		290		5.2	13	25	530		5.2	13	25	150		1	2.5	5	43		1	2.5	5	190		1	2.5	5	310		5.2	13	25	150		1	2.5	5
Dissolved Organic Carbon SM 9060A (mg/L)		5.9		0.35	0.8	1	7.2		0.35	0.8	1	4.6		0.35	0.8	1	0.97	J	0.35	0.8	1	2.9		0.35	0.8	1	3		0.35	0.8	1	4.7		0.35	0.8	1
Alkalinity SM 2320B (mg/L)		380		3.1	6.4	10	600		3.1	6.4	10	270		3.1	6.4	10	220		3.1	6.4	10	270		3.1	6.4	10	380		3.1	6.4	10	340		3.1	6.4	10
Methane RSK-175 (µg/L)		780		0.63	1.3	5	3600		0.63	1.3	5	<	U	0.63	1.3	5	<	U	0.63	1.3	5	14		0.63	1.3	5	450		0.63	1.3	5	3300		0.63	1.3	5
Carbon Dioxide SM 2320B (mg/L)[1]		169		3.1	6.4	10	267		3.1	6.4	10	120		3.1	6.4	10	98		3.1	6.4	10	120		3.1	6.4	10	169		3.1	6.4	10	151		3.1	6.4	10

Notes:

Concentrations exceed HALs

[1]Carbon dioxide back calculated from alkalinity SM 2320B.

< = less than LOQ

µg/L = micrograms per liter

CHAAP = Cornhusker Army Ammunition Plant

DL = detection limit

HAL = health advisory level

HMX = octahydro-1,3,5,7-tetranitro-1,3,5,7-tetrazocine

ID = identification number

J= estimated

LOD = limit of detection

LOQ = limit of quantification

mg/L = milligrams per liter

MNX = mono-nitroso-RDX

NA = not available

OU= Operable Unit

PZ = piezometer

Qual = qualifier

RDX = hexahydro-1,3,5-trinitro-1,3,5-triazine

RSK = Robert S. Kerr Environmental Research Laboratory

SM = Standard Method

TNT = 2,4,6-trinitrotoluene

U= nondetect

USEPA = United States Environmental Protection Agency

TABLE 5-1
SUMMARY OF EXPLOSIVES DETECTED AND LABORATORY WATER QUALITY PARAMETERS, OU1 ON-POST MONITORING WELLS AND PIEZOMETERS
2022 ANNUAL REPORT

FIELD ID	CHAAP	G0078-22A					G0079-22A					G0080-22A					G0081-22A					G0082-22A					G0083-22A					G0084-22A				
SAMPLE DATE	HALs	5/20/2022					5/12/2022					5/11/2022					5/13/2022					5/11/2022					5/11/2022					5/15/2022				
	(µg/L)	Result	Qual	DL	LOD	LOQ	Result	Qual	DL	LOD	LOQ	Result	Qual	DL	LOD	LOQ	Result	Qual	DL	LOD	LOQ	Result	Qual	DL	LOD	LOQ	Result	Qual	DL	LOD	LOQ	Result	Qual	DL	LOD	LOQ
EXPLOSIVES (USEPA Method 8330A) (µg/L)																																				
1,3,5-Trinitrobenzene	NA	<	U	0.083	0.2	0.21	<	U	0.087	0.21	0.22	<	U	0.087	0.21	0.22	0.36		0.086	0.2	0.21	<	U	0.085	0.2	0.21	<	U	0.083	0.2	0.21	<	U	0.086	0.2	0.21
1,3-Dinitrobenzene	NA	<	U	0.036	0.099	0.11	<	U	0.038	0.1	0.11	<	U	0.038	0.1	0.11	<	U	0.038	0.1	0.11	<	U	0.037	0.1	0.11	<	U	0.036	0.099	0.11	<	U	0.038	0.1	0.11
TNT	2	<	U	0.044	0.099	0.11	<	U	0.046	0.1	0.11	<	U	0.047	0.1	0.11	<	U	0.046	0.1	0.11	<	U	0.046	0.1	0.11	<	U	0.044	0.099	0.11	<	U	0.046	0.1	0.11
2,4-Dinitrotoluene	NA	<	U	0.027	0.079	0.099	<	U	0.028	0.083	0.1	<	U	0.028	0.083	0.1	<	U	0.028	0.082	0.1	<	U	0.028	0.081	0.1	<	U	0.027	0.079	0.099	<	U	0.028	0.081	0.1
2,6-Dinitrotoluene	NA	<	U	0.04	0.079	0.099	<	U	0.041	0.083	0.1	<	U	0.042	0.083	0.1	<	U	0.041	0.082	0.1	<	U	0.041	0.081	0.1	<	U	0.04	0.079	0.099	<	U	0.041	0.081	0.1
2-Amino-4,6-dinitrotoluene	NA	<	U	0.05	0.099	0.11	<	U	0.052	0.1	0.11	<	U	0.053	0.1	0.11	<	U	0.052	0.1	0.11	0.076	J	0.051	0.1	0.11	<	U	0.05	0.099	0.11	<	U	0.052	0.1	0.11
2-Nitrotoluene	NA	<	U	0.085	0.2	0.21	<	U	0.088	0.21	0.22	<	U	0.089	0.21	0.22	<	U	0.087	0.2	0.21	<	U	0.087	0.2	0.21	<	U	0.084	0.2	0.21	<	U	0.087	0.2	0.21
3-Nitrotoluene	NA	<	U	0.19	0.4	0.4	<	U	0.2	0.41	0.41	<	U	0.2	0.41	0.41	<	U	0.2	0.41	0.41	<	U	0.2	0.41	0.41	<	U	0.19	0.39	0.39	<	U	0.2	0.41	0.41
4-Amino-2,6-dinitrotoluene	NA	<	U	0.057	0.12	0.15	<	U	0.06	0.12	0.15	<	U	0.06	0.12	0.16	<	U	0.059	0.12	0.15	0.088	J	0.058	0.12	0.15	<	U	0.057	0.12	0.15	<	U	0.059	0.12	0.15
4-Nitrotoluene	NA	<	U	0.099	0.4	0.41	<	U	0.1	0.41	0.42	<	U	0.1	0.41	0.42	<	U	0.1	0.41	0.42	<	U	0.1	0.41	0.42	<	U	0.099	0.39	0.4	<	U	0.1	0.41	0.42
HMX	400	<	U	0.087	0.2	0.21	<	U	0.091	0.21	0.22	<	U	0.091	0.21	0.22	<	U	0.089	0.2	0.21	<	U	0.089	0.2	0.21	<	U	0.086	0.2	0.21	<	U	0.089	0.2	0.21
MNX	NA	<	U	0.15	0.4	2	<	U	0.16	0.41	2.1	<	U	0.16	0.41	2.1	<	U	0.16	0.41	2	<	U	0.16	0.41	2	<	U	0.15	0.39	2	<	U	0.16	0.41	2
Nitrobenzene	NA	<	U	0.09	0.2	0.21	<	U	0.094	0.21	0.22	<	U	0.094	0.21	0.22	<	U	0.093	0.2	0.21	<	U	0.092	0.2	0.21	<	U	0.09	0.2	0.21	<	U	0.093	0.2	0.21
RDX	2	<	U	0.051	0.2	0.21	<	U	0.053	0.21	0.22	<	U	0.053	0.21	0.22	<	U	0.053	0.2	0.21	0.45		0.052	0.2	0.21	<	U	0.051	0.2	0.21	<	U	0.052	0.2	0.21
Tetryl	NA	<	U	0.031	0.099	0.11	<	U	0.033	0.1	0.11	<	U	0.033	0.1	0.11	<	U	0.032	0.1	0.11	<	U	0.032	0.1	0.11	<	U	0.031	0.099	0.11	<	U	0.032	0.1	0.11
LABORATORY WATER QUALITY PARAMETERS																																				
Ammonia USEPA 350.1 (mg/L)		0.16		0.029	0.05	0.1	<	U	0.029	0.05	0.1	4.3		0.029	0.05	0.1	0.49		0.029	0.05	0.1	0.064	J	0.029	0.05	0.1	2.5		0.029	0.05	0.1	0.55		0.029	0.05	0.1
Total Kjeldahl Nitrogen USEPA 351.2 (mg/L)		<	U	0.69	0.8	1	<	U	0.69	0.8	1	2		0.69	0.8	1	<	U	0.69	0.8	1	<	U	0.69	0.8	1	1.7		0.69	0.8	1	1.1		0.69	0.8	1
Nitrate/Nitrite USEPA 353.2 (mg/L)		<	U	0.044	0.05	0.1	5.9		0.088	0.1	0.2	6.1		0.088	0.1	0.2	0.13		0.044	0.05	0.1	1.7		0.044	0.05	0.1	0.088	J	0.044	0.05	0.1	<	U	0.044	0.05	0.1
Sulfide SM 9034 (mg/L)		<	U	1.6	2	4	<	U	1.6	2	4	<	U	1.6	2	4	<	U	1.6	2	4	<	U	1.6	2	4	<	U	1.6	2	4	<	U	1.6	2	4
Sulfate USEPA 9056A (mg/L)		240		5.2	13	25	58		1	2.5	5	97		1	2.5	5	170		1	2.5	5	170		1	2.5	5	250		5.2	13	25	96		1	2.5	5
Dissolved Organic Carbon SM 9060A (mg/L)		3.1		0.35	0.8	1	4.3		0.35	0.8	1	3.2		0.35	0.8	1	6		0.35	0.8	1	3.9		0.35	0.8	1	4.1		0.35	0.8	1	4.8		0.35	0.8	1
Alkalinity SM 2320B (mg/L)		330		3.1	6.4	10	310		3.1	6.4	10	370		3.1	6.4	10	320		3.1	6.4	10	300		3.1	6.4	10	420		3.1	6.4	10	350		3.1	6.4	10
Methane RSK-175 (µg/L)		230		0.63	1.3	5	<	U	0.63	1.3	5	7		0.63	1.3	5	1400		0.63	1.3	5	590		0.63	1.3	5	110		0.63	1.3	5	9600		0.63	1.3	5
Carbon Dioxide SM 2320B (mg/L)[1]		147		3.1	6.4	10	138		3.1	6.4	10	164		3.1	6.4	10	142		3.1	6.4	10	133		3.1	6.4	10	187		3.1	6.4	10	156		3.1	6.4	10

Notes:

Concentrations exceed HALs

[1]Carbon dioxide back calculated from alkalinity SM 2320B.

< = less than LOQ

µg/L = micrograms per liter

CHAAP = Cornhusker Army Ammunition Plant

DL = detection limit

HAL = health advisory level

HMX = octahydro-1,3,5,7-tetranitro-1,3,5,7-tetrazocine

ID = identification number

J= estimated

LOD = limit of detection

LOQ = limit of quantification

mg/L = milligrams per liter

MNX = mono-nitroso-RDX

NA = not available

OU= Operable Unit

PZ = piezometer

Qual = qualifier

RDX = hexahydro-1,3,5-trinitro-1,3,5-triazine

RSK = Robert S. Kerr Environmental Research Laboratory

SM = Standard Method

TNT = 2,4,6-trinitrotoluene

U= nondetect

USEPA = United States Environmental Protection Agency

TABLE 5-1
SUMMARY OF EXPLOSIVES DETECTED AND LABORATORY WATER QUALITY PARAMETERS, OU1 ON-POST MONITORING WELLS AND PIEZOMETERS
2022 ANNUAL REPORT

FIELD ID	CHAAP	G0085-22A					G0086-22A					G0087-22A					G0088-22A					G0089-22A					G0090					G0091-22A				
SAMPLE DATE	HALs	5/15/2022					5/18/2022					5/13/2022					5/13/2022					5/16/2022										5/12/2022				
	(µg/L)	Result	Qual	DL	LOD	LOQ	Result	Qual	DL	LOD	LOQ	Result	Qual	DL	LOD	LOQ	Result	Qual	DL	LOD	LOQ	Result	Qual	DL	LOD	LOQ	Result	Qual	DL	LOD	LOQ	Result	Qual	DL	LOD	LOQ
EXPLOSIVES (USEPA Method 8330A) (µg/L)																																			
1,3,5-Trinitrobenzene	NA	<	U	0.088	0.21	0.22	22		0.088	0.21	0.22	<	U	0.084	0.2	0.21	4.1		0.085	0.2	0.21	4		0.089	0.21	0.22						<	U	0.089	0.21	0.22
1,3-Dinitrobenzene	NA	<	U	0.039	0.11	0.12	<	U	0.039	0.1	0.12	<	U	0.037	0.1	0.11	<	U	0.037	0.1	0.11	<	U	0.039	0.11	0.12						<	U	0.039	0.11	0.12
TNT	2	<	U	0.047	0.11	0.12	5.5		0.047	0.1	0.12	<	U	0.045	0.1	0.11	<	U	0.046	0.1	0.11	2.6		0.047	0.11	0.12						<	U	0.048	0.11	0.12
2,4-Dinitrotoluene	NA	<	U	0.029	0.084	0.11	<	U	0.029	0.084	0.1	<	U	0.027	0.08	0.1	<	U	0.028	0.081	0.1	<	U	0.029	0.084	0.11						<	U	0.029	0.085	0.11
2,6-Dinitrotoluene	NA	<	U	0.042	0.084	0.11	<	U	0.042	0.084	0.1	<	U	0.04	0.08	0.1	<	U	0.041	0.081	0.1	<	U	0.042	0.084	0.11						<	U	0.042	0.085	0.11
2-Amino-4,6-dinitrotoluene	NA	<	U	0.053	0.11	0.12	<	U	0.053	0.1	0.12	0.42		0.051	0.1	0.11	<	U	0.051	0.1	0.11	1.2		0.053	0.11	0.12	**Not Sampled**					0.18	J	0.054	0.11	0.12
2-Nitrotoluene	NA	<	U	0.09	0.21	0.22	<	U	0.089	0.21	0.22	<	U	0.085	0.2	0.21	<	U	0.086	0.2	0.21	<	U	0.09	0.21	0.22	**Obstruction**					<	U	0.091	0.21	0.22
3-Nitrotoluene	NA	<	U	0.21	0.42	0.42	<	U	0.2	0.42	0.42	<	U	0.19	0.4	0.4	<	U	0.2	0.4	0.4	<	U	0.21	0.42	0.42						<	U	0.21	0.42	0.42
4-Amino-2,6-dinitrotoluene	NA	<	U	0.061	0.13	0.16	1.7		0.06	0.13	0.16	0.73		0.058	0.12	0.15	0.38		0.058	0.12	0.15	1.3		0.061	0.13	0.16						0.18		0.061	0.13	0.16
4-Nitrotoluene	NA	<	U	0.11	0.42	0.43	<	U	0.1	0.42	0.43	<	U	0.1	0.4	0.41	<	U	0.1	0.4	0.41	<	U	0.11	0.42	0.43						<	U	0.11	0.42	0.43
HMX	400	<	U	0.092	0.21	0.22	0.45		0.092	0.21	0.22	0.59		0.087	0.2	0.21	<	U	0.089	0.2	0.21	<	U	0.092	0.21	0.22						<	U	0.093	0.21	0.22
MNX	NA	<	U	0.16	0.42	2.1	<	U	0.16	0.42	2.1	<	U	0.15	0.4	2	<	U	0.16	0.4	2	<	U	0.16	0.42	2.1						<	U	0.16	0.42	2.1
Nitrobenzene	NA	<	U	0.096	0.21	0.22	<	U	0.095	0.21	0.22	<	U	0.091	0.2	0.21	<	U	0.092	0.2	0.21	<	U	0.096	0.21	0.22						<	U	0.096	0.21	0.22
RDX	2	<	U	0.054	0.21	0.22	1.4	J	0.054	0.21	0.22	0.19	J	0.051	0.2	0.21	<	U	0.052	0.2	0.21	0.89		0.054	0.21	0.22						0.15	J	0.055	0.21	0.22
Tetryl	NA	<	U	0.033	0.11	0.12	<	U	0.033	0.1	0.12	<	U	0.032	0.1	0.11	<	U	0.032	0.1	0.11	<	U	0.034	0.11	0.12						<	U	0.034	0.11	0.12
LABORATORY WATER QUALITY PARAMETERS																																			
Ammonia USEPA 350.1 (mg/L)		0.46		0.029	0.05	0.1	0.053	J	0.029	0.05	0.1	<	U	0.029	0.05	0.1	0.096	J	0.029	0.05	0.1	0.13		0.029	0.05	0.1						<	U	0.029	0.05	0.1
Total Kjeldahl Nitrogen USEPA 351.2 (mg/L)		0.81	J	0.69	0.8	1	<	U	0.69	0.8	1	<	U	0.69	0.8	1	<	U	0.69	0.8	1	<	U	0.69	0.8	1						<	U	0.69	0.8	1
Nitrate/Nitrite USEPA 353.2 (mg/L)		<	U	0.044	0.05	0.1	5.2		0.088	0.1	0.2	6.8		0.044	0.05	0.1	1.4		0.044	0.05	0.1	4.6	J	0.044	0.05	0.1						32		0.88	1	2
Sulfide SM 9034 (mg/L)		<	U	1.6	2	4	<	U	1.6	2	4	<	U	1.6	2	4	<	U	1.6	2	4	<	U	1.6	2	4						<	U	1.6	2	4
Sulfate USEPA 9056A (mg/L)		270		5.2	13	25	190		1	2.5	5	140		1	2.5	5	280		2.1	5	10	110		1	2.5	5						190		5.2	13	25
Dissolved Organic Carbon SM 9060A (mg/L)		4.5		0.35	0.8	1	3.3		0.35	0.8	1	3.1		0.35	0.8	1	2.9		0.35	0.8	1	5		0.35	0.8	1						3.3		0.35	0.8	1
Alkalinity SM 2320B (mg/L)		330		3.1	6.4	10	300		3.1	6.4	10	290		3.1	6.4	10	300		3.1	6.4	10	320		3.1	6.4	10						270		3.1	6.4	10
Methane RSK-175 (µg/L)		4600		0.63	1.3	5	31		0.63	1.3	5	<	U	0.63	1.3	5	13		0.63	1.3	5	1300		0.63	1.3	5						<	U	0.63	1.3	5
Carbon Dioxide SM 2320B (mg/L)[1]		147		3.1	6.4	10	133		3.1	6.4	10	129		3.1	6.4	10	133		3.1	6.4	10	142		3.1	6.4	10						120		3.1	6.4	10

Notes:

Concentrations exceed HALs

[1]Carbon dioxide back calculated from alkalinity SM 2320B.

< = less than LOQ

µg/L = micrograms per liter

CHAAP = Cornhusker Army Ammunition Plant

DL = detection limit

HAL = health advisory level

HMX = octahydro-1,3,5,7-tetranitro-1,3,5,7-tetrazocine

ID = identification number

J= estimated

LOD = limit of detection

LOQ = limit of quantification

mg/L = milligrams per liter

MNX = mono-nitroso-RDX

NA = not available

OU= Operable Unit

PZ = piezometer

Qual = qualifier

RDX = hexahydro-1,3,5-trinitro-1,3,5-triazine

RSK = Robert S. Kerr Environmental Research Laboratory

SM = Standard Method

TNT = 2,4,6-trinitrotoluene

U= nondetect

USEPA = United States Environmental Protection Agency

TABLE 5-1
SUMMARY OF EXPLOSIVES DETECTED AND LABORATORY WATER QUALITY PARAMETERS, OU1 ON-POST MONITORING WELLS AND PIEZOMETERS
2022 ANNUAL REPORT

FIELD ID	CHAAP	G0092-22A					G0093-22A					G0094-22A					G0095-22A					G0096-22A					G0097-22A					G0098-22A				
SAMPLE DATE	HALs	5/12/2022					5/20/2022					5/19/2022					5/19/2022					5/19/2022					5/15/2022					5/15/2022				
	(µg/L)	Result	Qual	DL	LOD	LOQ	Result	Qual	DL	LOD	LOQ	Result	Qual	DL	LOD	LOQ	Result	Qual	DL	LOD	LOQ	Result	Qual	DL	LOD	LOQ	Result	Qual	DL	LOD	LOQ	Result	Qual	DL	LOD	LOQ
EXPLOSIVES (USEPA Method 8330A) (µg/L)																																				
1,3,5-Trinitrobenzene	NA	<	U	0.089	0.21	0.22	2.4		0.084	0.2	0.21	<	U	0.092	0.22	0.23	<	U	0.09	0.21	0.22	<	U	0.083	0.2	0.21	<	U	0.081	0.19	0.2	<	U	0.082	0.2	0.21
1,3-Dinitrobenzene	NA	<	U	0.039	0.11	0.12	<	U	0.037	0.1	0.11	<	U	0.041	0.11	0.12	<	U	0.039	0.11	0.12	<	U	0.037	0.099	0.11	<	U	0.035	0.096	0.11	<	U	0.036	0.098	0.11
TNT	2	<	U	0.048	0.11	0.12	<	U	0.045	0.1	0.11	39		0.25	0.55	0.6	<	U	0.048	0.11	0.12	<	U	0.045	0.099	0.11	<	U	0.043	0.096	0.11	<	U	0.044	0.098	0.11
2,4-Dinitrotoluene	NA	<	U	0.029	0.085	0.11	<	U	0.028	0.8	0.1	0.85	J	0.03	0.088	0.11	<	U	0.029	0.085	0.11	<	U	0.027	0.079	0.099	<	U	0.026	0.077	0.096	<	U	0.027	0.078	0.098
2,6-Dinitrotoluene	NA	<	U	0.043	0.085	0.11	<	U	0.04	0.8	0.1	<	U	0.044	0.088	0.11	<	U	0.043	0.085	0.11	<	U	0.04	0.079	0.099	<	U	0.039	0.077	0.096	<	U	0.039	0.078	0.098
2-Amino-4,6-dinitrotoluene	NA	<	U	0.054	0.11	0.12	0.44		0.051	0.1	0.11	45		0.28	0.55	0.6	<	U	0.054	0.11	0.12	0.41	J	0.05	0.099	0.11	<	U	0.049	0.096	0.11	<	U	0.05	0.098	0.11
2-Nitrotoluene	NA	<	U	0.091	0.21	0.22	<	U	0.086	0.2	0.21	<	U	0.094	0.22	0.23	<	U	0.091	0.21	0.22	<	U	0.085	0.2	0.21	<	U	0.082	0.19	0.2	<	U	0.084	0.2	0.21
3-Nitrotoluene	NA	<	U	0.21	0.43	0.43	<	U	0.2	0.4	0.4	<	U	0.21	0.44	0.44	<	U	0.21	0.43	0.43	<	U	0.19	0.4	0.4	<	U	0.19	0.38	0.38	<	U	0.19	0.39	0.39
4-Amino-2,6-dinitrotoluene	NA	<	U	0.061	0.13	0.16	1.1		0.058	0.12	0.15	47		0.32	0.66	0.82	<	U	0.062	0.13	0.16	0.91		0.057	0.12	0.15	<	U	0.055	0.12	0.14	<	U	0.057	0.12	0.15
4-Nitrotoluene	NA	<	U	0.11	0.43	0.44	<	U	0.1	0.4	0.41	<	U	0.11	0.44	0.45	<	U	0.11	0.43	0.44	<	U	0.099	0.4	0.41	<	U	0.096	0.38	0.39	<	U	0.098	0.39	0.4
HMX	400	<	U	0.093	0.21	0.22	1.4		0.088	0.2	0.21	7.7	J	0.096	0.22	0.23	<	U	0.093	0.21	0.22	19	J	0.087	0.2	0.21	3.1	J	0.084	0.19	0.2	<	U	0.086	0.2	0.21
MNX	NA	<	U	0.16	0.43	2.1	<	U	0.15	0.4	2	<	U	0.17	0.44	2.2	<	U	0.16	0.43	2.1	0.65	J	0.15	0.4	2	<	U	0.15	0.38	1.9	<	U	0.15	0.39	2
Nitrobenzene	NA	<	U	0.097	0.21	0.22	<	U	0.091	0.2	0.21	<	U	0.1	0.22	0.23	<	U	0.097	0.21	0.22	<	U	0.09	0.2	0.21	<	U	0.087	0.19	0.2	<	U	0.089	0.2	0.21
RDX	2	<	U	0.055	0.21	0.22	4.4		0.052	0.2	0.21	3.6		0.057	0.22	0.23	<	U	0.055	0.21	0.22	37		0.25	0.99	1	<	U	0.05	0.19	0.2	<	U	0.05	0.2	0.21
Tetryl	NA	<	U	0.034	0.11	0.12	<	U	0.032	0.1	0.11	<	U	0.035	0.11	0.12	<	U	0.034	0.11	0.12	<	U	0.031	0.099	0.11	<	U	0.031	0.096	0.11	<	U	0.031	0.098	0.11
LABORATORY WATER QUALITY PARAMETERS																																				
Ammonia USEPA 350.1 (mg/L)		<	U	0.029	0.05	0.1	0.99		0.029	0.05	0.1	4.2		0.029	0.05	0.1	2.2		0.029	0.05	0.1	1.2		0.029	0.05	0.1	0.87		0.029	0.05	0.1	1.8		0.029	0.05	0.1
Total Kjeldahl Nitrogen USEPA 351.2 (mg/L)		<	U	0.69	0.8	1	1.6		0.69	0.8	1	4.9		0.69	0.8	1	3.7		0.69	0.8	1	2.1		0.69	0.8	1	2.3		0.69	0.8	1	3.2		0.69	0.8	1
Nitrate/Nitrite USEPA 353.2 (mg/L)		<	U	0.044	0.05	0.1	2		0.044	0.05	0.1	7.9		0.044	0.05	0.1	<	U	0.044	0.05	0.1	5.9		0.044	0.05	0.1	<	U	0.044	0.05	0.1	<	U	0.044	0.05	0.1
Sulfide SM 9034 (mg/L)		<	U	1.6	2	4	<	U	1.6	2	4	<	U	1.6	2	4	<	U	1.6	2	4	<	U	1.6	2	4	<	U	1.6	2	4	<	U	1.6	2	4
Sulfate USEPA 9056A (mg/L)		410		5.2	13	25	130		1	2.5	5	110		1	2.5	5	520		5.2	13	25	110		1	2.5	5	120	J	1	2.5	5	110		1	2.5	5
Dissolved Organic Carbon SM 9060A (mg/L)		3.4		0.35	0.8	1	4.4		0.35	0.8	1	7		0.35	0.8	1	12		0.35	0.8	1	7		0.35	0.8	1	12		0.35	0.8	1	9.8		0.35	0.8	1
Alkalinity SM 2320B (mg/L)		330		3.1	6.4	10	330		3.1	6.4	10	290		3.1	6.4	10	780		3.1	6.4	10	400		3.1	6.4	10	550		3.1	6.4	10	390		3.1	6.4	10
Methane RSK-175 (µg/L)		39		0.63	1.3	5	3900		0.63	1.3	5	14000		0.63	1.3	5	16000		0.63	1.3	5	13000		0.63	1.3	5	5900		0.63	1.3	5	11000	J	0.63	1.3	5
Carbon Dioxide SM 2320B (mg/L)[1]		147		3.1	6.4	10	147		3.1	6.4	10	129		3.1	6.4	10	347		3.1	6.4	10	178		3.1	6.4	10	244		3.1	6.4	10	173		3.1	6.4	10

Notes:

Concentrations exceed HALs

[1]Carbon dioxide back calculated from alkalinity SM 2320B.

< = less than LOQ

µg/L = micrograms per liter

CHAAP = Cornhusker Army Ammunition Plant

DL = detection limit

HAL = health advisory level

HMX = octahydro-1,3,5,7-tetranitro-1,3,5,7-tetrazocine

ID = identification number

J= estimated

LOD = limit of detection

LOQ = limit of quantification

mg/L = milligrams per liter

MNX = mono-nitroso-RDX

NA = not available

OU= Operable Unit

PZ = piezometer

Qual = qualifier

RDX = hexahydro-1,3,5-trinitro-1,3,5-triazine

RSK = Robert S. Kerr Environmental Research Laboratory

SM = Standard Method

TNT = 2,4,6-trinitrotoluene

U= nondetect

USEPA = United States Environmental Protection Agency

TABLE 5-1
SUMMARY OF EXPLOSIVES DETECTED AND LABORATORY WATER QUALITY PARAMETERS, OU1 ON-POST MONITORING WELLS AND PIEZOMETERS
2022 ANNUAL REPORT

FIELD ID	CHAAP	G0099-22A					G0100-22A					G0101-22A					G0102-22A					G0103-22A					G0104-22A					G0105-22A				
SAMPLE DATE	HALs	5/16/2022					5/19/2022					5/19/2022					5/17/2022					5/17/2022					5/17/2022					5/17/2022				
	(µg/L)	Result	Qual	DL	LOD	LOQ	Result	Qual	DL	LOD	LOQ	Result	Qual	DL	LOD	LOQ	Result	Qual	DL	LOD	LOQ	Result	Qual	DL	LOD	LOQ	Result	Qual	DL	LOD	LOQ	Result	Qual	DL	LOD	LOQ
EXPLOSIVES (USEPA Method 8330A) (µg/L)																																				
1,3,5-Trinitrobenzene	NA	<	U	0.09	0.21	0.23	<	U	0.093	0.22	0.23	<	U	0.081	0.19	0.2	<	U	0.081	0.19	0.2	<	U	0.083	0.2	0.21	<	U	0.084	0.2	0.21	<	U	0.087	0.21	0.22
1,3-Dinitrobenzene	NA	<	U	0.04	0.11	0.12	<	U	0.041	0.11	0.12	<	U	0.036	0.097	0.11	<	U	0.036	0.097	0.11	<	U	0.037	0.099	0.11	<	U	0.037	0.1	0.11	<	U	0.038	0.1	0.11
TNT	2	<	U	0.048	0.11	0.12	<	U	0.05	0.11	0.12	<	U	0.043	0.097	0.11	<	U	0.044	0.097	0.11	<	U	0.045	0.099	0.11	<	U	0.045	0.1	0.11	<	U	0.047	0.1	0.11
2,4-Dinitrotoluene	NA	<	U	0.029	0.086	0.11	<	U	0.03	0.088	0.11	<	U	0.026	0.077	0.097	<	U	0.026	0.077	0.097	<	U	0.027	0.079	0.099	<	U	0.027	0.08	0.1	<	U	0.028	0.083	0.1
2,6-Dinitrotoluene	NA	<	U	0.043	0.086	0.11	<	U	0.044	0.088	0.11	<	U	0.039	0.077	0.097	<	U	0.039	0.077	0.097	<	U	0.04	0.079	0.099	<	U	0.04	0.08	0.1	<	U	0.041	0.083	0.1
2-Amino-4,6-dinitrotoluene	NA	<	U	0.054	0.11	0.12	0.51		0.056	0.11	0.12	<	U	0.049	0.097	0.11	<	U	0.049	0.097	0.11	<	U	0.05	0.099	0.11	<	U	0.051	0.1	0.11	<	U	0.052	0.1	0.11
2-Nitrotoluene	NA	<	U	0.092	0.21	0.23	<	U	0.094	0.22	0.23	<	U	0.083	0.19	0.2	<	U	0.083	0.19	0.2	<	U	0.085	0.2	0.21	<	U	0.085	0.2	0.21	<	U	0.088	0.21	0.22
3-Nitrotoluene	NA	<	U	0.21	0.43	0.43	<	U	0.22	0.44	0.44	<	U	0.19	0.39	0.39	<	U	0.19	0.39	0.39	<	U	0.19	0.4	0.4	<	U	0.19	0.4	0.4	<	U	0.2	0.41	0.41
4-Amino-2,6-dinitrotoluene	NA	<	U	0.062	0.13	0.16	<	U	0.064	0.13	0.17	<	U	0.056	0.12	0.14	<	U	0.056	0.12	0.15	<	U	0.057	0.12	0.15	<	U	0.057	0.12	0.15	<	U	0.06	0.12	0.16
4-Nitrotoluene	NA	<	U	0.11	0.43	0.44	<	U	0.11	0.44	0.45	<	U	0.097	0.39	0.4	<	U	0.097	0.39	0.4	<	U	0.099	0.4	0.41	<	U	0.1	0.4	0.41	<	U	0.1	0.41	0.42
HMX	400	<	U	0.094	0.21	0.23	<	U	0.097	0.22	0.23	<	U	0.085	0.19	0.2	<	U	0.085	0.19	0.2	<	U	0.087	0.2	0.21	<	U	0.087	0.2	0.21	<	U	0.091	0.21	0.22
MNX	NA	<	U	0.17	0.43	2.1	<	U	0.17	0.44	2.2	<	U	0.15	0.39	1.9	<	U	0.15	0.39	1.9	<	U	0.15	0.4	2	<	U	0.15	0.4	2	<	U	0.16	0.41	2.1
Nitrobenzene	NA	<	U	0.098	0.21	0.23	<	U	0.1	0.22	0.23	<	U	0.088	0.19	0.2	<	U	0.088	0.19	0.2	<	U	0.09	0.2	0.21	<	U	0.091	0.2	0.21	<	U	0.094	0.21	0.22
RDX	2	21		0.055	0.21	0.23	<	U	0.057	0.22	0.23	<	U	0.05	0.19	0.2	<	U	0.05	0.19	0.2	<	U	0.051	0.2	0.21	<	U	0.051	0.2	0.21	<	U	0.053	0.21	0.22
Tetryl	NA	<	U	0.034	0.11	0.12	<	U	0.035	0.11	0.12	<	U	0.031	0.097	0.11	<	U	0.031	0.097	0.11	<	U	0.031	0.099	0.11	<	U	0.032	0.1	0.11	<	U	0.033	0.1	0.11
LABORATORY WATER QUALITY PARAMETERS																																				
Ammonia USEPA 350.1 (mg/L)		0.72		0.029	0.05	0.1	2.7		0.15	0.25	0.5	2.1		0.029	0.05	0.1	0.27		0.029	0.05	0.1	4.4		0.15	0.25	0.5	0.39		0.029	0.05	0.1	0.51		0.029	0.05	0.1
Total Kjeldahl Nitrogen USEPA 351.2 (mg/L)		0.89	J	0.69	0.8	1	4.4		0.69	0.8	1	4		0.69	0.05	1	0.77	J	0.69	0.8	1	5.8		0.69	0.8	1	1.1		0.69	0.8	1	0.98	J	0.69	0.8	1
Nitrate/Nitrite USEPA 353.2 (mg/L)		4.6		0.044	0.05	0.1	<	U	0.044	0.05	0.1	<	U	0.044	0.8	0.1	<	U	0.044	0.05	0.1	<	U	0.044	0.05	0.1	<	U	0.044	0.05	0.1	<	U	0.044	0.05	0.1
Sulfide SM 9034 (mg/L)		<	U	1.6	2	4	<	U	1.6	2	4	<	U	1.6	2	4	<	U	1.6	2	4	45		1.6	2	4	3.2	J	1.6	2	4	<	U	1.6	2	4
Sulfate USEPA 9056A (mg/L)		130		1	2.5	5	470		5.2	13	25	290		5.2	13	25	1300		10	25	50	890		10	25	50	960		10	25	50	1300		10	25	50
Dissolved Organic Carbon SM 9060A (mg/L)		5		0.35	0.8	1	9.8		0.35	0.8	1	14		0.35	0.8	1	4.9		0.35	0.8	1	61		0.69	1.6	2	7.3		0.35	0.8	1	5		0.35	0.8	1
Alkalinity SM 2320B (mg/L)		260		3.1	6.4	10	720		3.1	6.4	10	830		3.1	6.4	10	450		3.1	6.4	10	710		3.1	6.4	10	580		3.1	6.4	10	460		3.1	6.4	10
Methane RSK-175 (µg/L)		730		0.63	1.3	5	17000		0.63	1.3	5	13000		0.63	1.3	5	1800		0.63	1.3	5	1100		0.63	1.3	5	350		0.63	1.3	5	1000		0.63	1.3	5
Carbon Dioxide SM 2320B (mg/L)[1]		116		3.1	6.4	10	320		3.1	6.4	10	369		3.1	6.4	10	200		3.1	6.4	10	316		3.1	6.4	10	258		3.1	6.4	10	204		3.1	6.4	10

Notes:

Concentrations exceed HALs

[1]Carbon dioxide back calculated from alkalinity SM 2320B.

< = less than LOQ

µg/L = micrograms per liter

CHAAP = Cornhusker Army Ammunition Plant

DL = detection limit

HAL = health advisory level

HMX = octahydro-1,3,5,7-tetranitro-1,3,5,7-tetrazocine

ID = identification number

J= estimated

LOD = limit of detection

LOQ = limit of quantification

mg/L = milligrams per liter

MNX = mono-nitroso-RDX

NA = not available

OU= Operable Unit

PZ = piezometer

Qual = qualifier

RDX = hexahydro-1,3,5-trinitro-1,3,5-triazine

RSK = Robert S. Kerr Environmental Research Laboratory

SM = Standard Method

TNT = 2,4,6-trinitrotoluene

U= nondetect

USEPA = United States Environmental Protection Agency

TABLE 5-1
SUMMARY OF EXPLOSIVES DETECTED AND LABORATORY WATER QUALITY PARAMETERS, OU1 ON-POST MONITORING WELLS AND PIEZOMETERS
2022 ANNUAL REPORT

FIELD ID	CHAAP	G0106-22A					G0107-22A					G0108-22A					G0109-22A					G0110-22A					G0111-22A					G0112-22A				
SAMPLE DATE	HALs	5/17/2022					5/17/2022					5/14/2022					5/14/2022					5/14/2022					5/19/2022					5/15/2022				
	(µg/L)	Result	Qual	DL	LOD	LOQ	Result	Qual	DL	LOD	LOQ	Result	Qual	DL	LOD	LOQ	Result	Qual	DL	LOD	LOQ	Result	Qual	DL	LOD	LOQ	Result	Qual	DL	LOD	LOQ	Result	Qual	DL	LOD	LOQ
EXPLOSIVES (USEPA Method 8330A) (µg/L)																																				
1,3,5-Trinitrobenzene	NA	<	U	0.081	0.19	0.2	<	U	0.086	0.21	0.22	<	U	0.089	0.21	0.22	<	U	0.09	0.21	0.22	<	U	0.087	0.21	0.22	4.6		0.09	0.21	0.22	<	U	0.09	0.21	0.22
1,3-Dinitrobenzene	NA	<	U	0.036	0.096	0.11	<	U	0.038	0.1	0.11	<	U	0.039	0.11	0.12	<	U	0.039	0.11	0.12	<	U	0.038	0.1	0.11	<	U	0.039	0.11	0.12	<	U	0.039	0.11	0.12
TNT	2	<	U	0.043	0.096	0.11	<	U	0.046	0.1	0.11	<	U	0.047	0.11	0.12	<	U	0.048	0.11	0.12	<	U	0.047	0.1	0.11	4		0.048	0.11	0.12	<	U	0.048	0.11	0.12
2,4-Dinitrotoluene	NA	<	U	0.026	0.077	0.096	<	U	0.028	0.082	0.1	<	U	0.029	0.084	0.11	<	U	0.029	0.085	0.11	<	U	0.029	0.083	0.1	0.79		0.029	0.085	0.11	<	U	0.029	0.085	0.11
2,6-Dinitrotoluene	NA	<	U	0.039	0.077	0.096	<	U	0.041	0.082	0.1	<	U	0.042	0.084	0.11	<	U	0.043	0.085	0.11	<	U	0.042	0.083	0.1	<	U	0.043	0.085	0.11	<	U	0.043	0.085	0.11
2-Amino-4,6-dinitrotoluene	NA	<	U	0.049	0.096	0.11	<	U	0.052	0.1	0.11	<	U	0.053	0.11	0.12	<	U	0.054	0.11	0.12	<	U	0.053	0.1	0.11	8.8		0.054	0.11	0.12	<	U	0.054	0.11	0.12
2-Nitrotoluene	NA	<	U	0.082	0.19	0.2	<	U	0.088	0.21	0.22	<	U	0.09	0.21	0.22	<	U	0.091	0.21	0.22	<	U	0.089	0.21	0.22	<	U	0.091	0.21	0.22	<	U	0.091	0.21	0.22
3-Nitrotoluene	NA	<	U	0.19	0.38	0.38	<	U	0.2	0.41	0.41	<	U	0.21	0.42	0.42	<	U	0.21	0.43	0.43	<	U	0.2	0.42	0.42	<	U	0.21	0.43	0.43	<	U	0.21	0.43	0.43
4-Amino-2,6-dinitrotoluene	NA	<	U	0.056	0.12	0.14	<	U	0.059	0.12	0.15	<	U	0.061	0.13	0.16	<	U	0.062	0.13	0.16	<	U	0.06	0.12	0.16	6		0.061	0.13	0.16	<	U	0.061	0.13	0.16
4-Nitrotoluene	NA	<	U	0.096	0.38	0.39	<	U	0.1	0.41	0.42	<	U	0.11	0.42	0.43	<	U	0.11	0.43	0.44	<	U	0.1	0.42	0.43	<	U	0.11	0.43	0.44	<	U	0.11	0.43	0.44
HMX	400	<	U	0.084	0.19	0.2	<	U	0.09	0.21	0.22	<	U	0.092	0.21	0.22	2		0.094	0.21	0.22	<	U	0.091	0.21	0.22	<	U	0.093	0.21	0.22	2.1	J	0.093	0.21	0.22
MNX	NA	<	U	0.15	0.38	1.9	<	U	0.16	0.41	2.1	<	U	0.16	0.42	2.1	<	U	0.16	0.43	2.1	<	U	0.16	0.42	2.1	<	U	0.16	0.43	2.1	<	U	0.16	0.43	2.1
Nitrobenzene	NA	<	U	0.088	0.19	0.2	<	U	0.093	0.21	0.22	<	U	0.096	0.21	0.22	<	U	0.097	0.21	0.22	<	U	0.095	0.21	0.22	<	U	0.097	0.21	0.22	<	U	0.097	0.21	0.22
RDX	2	<	U	0.05	0.19	0.2	<	U	0.053	0.21	0.22	<	U	0.054	0.21	0.22	0.3		0.055	0.21	0.22	<	U	0.054	0.21	0.22	<	U	0.055	0.21	0.22	1.3	J	0.055	0.21	0.22
Tetryl	NA	<	U	0.031	0.096	0.11	<	U	0.033	0.1	0.11	<	U	0.033	0.11	0.12	<	U	0.034	0.11	0.12	<	U	0.033	0.1	0.11	<	U	0.034	0.11	0.12	<	U	0.034	0.11	0.12
LABORATORY WATER QUALITY PARAMETERS																																				
Ammonia USEPA 350.1 (mg/L)		0.11		0.029	0.05	0.1	0.16		0.029	0.05	0.1	2.9		0.029	0.05	0.1	0.37		0.029	0.05	0.1	2.8		0.029	0.05	0.1	0.44		0.029	0.05	0.1	0.11		0.029	0.05	0.1
Total Kjeldahl Nitrogen USEPA 351.2 (mg/L)		0.72	J	0.69	0.8	1	<	U	0.69	0.8	1	4.8		0.69	0.8	1	<	U	0.69	0.8	1	3.9		0.69	0.8	1	2.5		0.69	0.8	1	1.5		0.69	0.8	1
Nitrate/Nitrite USEPA 353.2 (mg/L)		<	U	0.044	0.05	0.1	<	U	0.044	0.05	0.1	<	U	0.044	0.05	0.1	0.08	J	0.044	0.05	0.1	0.43		0.044	0.05	0.1	0.087	J	0.044	0.05	0.1	2.2		0.044	0.05	0.1
Sulfide SM 9034 (mg/L)		<	U	1.6	2	4	<	U	1.6	2	4	<	U	1.6	2	4	<	U	1.6	2	4	<	U	1.6	2	4	<	U	1.6	2	4	<	U	1.6	2	4
Sulfate USEPA 9056A (mg/L)		1400		10	25	50	1400		10	25	50	92		1	2.5	5	120		1	2.5	5	110		1	2.5	5	190		1	2.5	5	100		1	2.5	5
Dissolved Organic Carbon SM 9060A (mg/L)		4.8		0.35	0.8	1	5.5		0.35	0.8	1	14		0.35	0.8	1	3.1		0.35	0.8	1	8.9		0.35	0.8	1	13		0.35	0.8	1	7.8		0.35	0.8	1
Alkalinity SM 2320B (mg/L)		430		3.1	6.4	10	420		3.1	6.4	10	700		3.1	6.4	10	240		3.1	6.4	10	490		3.1	6.4	10	900		3.1	6.4	10	340		3.1	6.4	10
Methane RSK-175 (µg/L)		1.9	J	0.63	1.3	5	640		0.63	1.3	5	15000		0.63	1.3	5	230		0.63	1.3	5	11000		0.63	1.3	5	8300		0.63	1.3	5	5900	J	0.63	1.3	5
Carbon Dioxide SM 2320B (mg/L)[1]		191		3.1	6.4	10	187		3.1	6.4	10	311		3.1	6.4	10	107		3.1	6.4	10	218		3.1	6.4	10	400		3.1	6.4	10	151		3.1	6.4	10

Notes:

Concentrations exceed HALs

[1]Carbon dioxide back calculated from alkalinity SM 2320B.

< = less than LOQ

µg/L = micrograms per liter

CHAAP = Cornhusker Army Ammunition Plant

DL = detection limit

HAL = health advisory level

HMX = octahydro-1,3,5,7-tetranitro-1,3,5,7-tetrazocine

ID = identification number

J= estimated

LOD = limit of detection

LOQ = limit of quantification

mg/L = milligrams per liter

MNX = mono-nitroso-RDX

NA = not available

OU= Operable Unit

PZ = piezometer

Qual = qualifier

RDX = hexahydro-1,3,5-trinitro-1,3,5-triazine

RSK = Robert S. Kerr Environmental Research Laboratory

SM = Standard Method

TNT = 2,4,6-trinitrotoluene

U= nondetect

USEPA = United States Environmental Protection Agency

TABLE 5-1
SUMMARY OF EXPLOSIVES DETECTED AND LABORATORY WATER QUALITY PARAMETERS, OU1 ON-POST MONITORING WELLS AND PIEZOMETERS
2022 ANNUAL REPORT

FIELD ID	CHAAP	G0113-22A					G0114-22A					G0115-22A					G0116-22A					G0117-22A					G0118-22A					G0119-22A				
SAMPLE DATE	HALs	5/14/2022					5/14/2022					5/19/2022					5/13/2022					5/13/2022					5/14/2022					5/19/2022				
	(µg/L)	Result	Qual	DL	LOD	LOQ	Result	Qual	DL	LOD	LOQ	Result	Qual	DL	LOD	LOQ	Result	Qual	DL	LOD	LOQ	Result	Qual	DL	LOD	LOQ	Result	Qual	DL	LOD	LOQ	Result	Qual	DL	LOD	LOQ
EXPLOSIVES (USEPA Method 8330A) (µg/L)																																				
1,3,5-Trinitrobenzene	NA	<	U	0.088	0.21	0.22	<	U	0.089	0.21	0.22	<	U	0.08	0.19	0.2	<	U	0.088	0.21	0.22	<	U	0.085	0.2	0.21	<	U	0.087	0.21	0.22	<	U	0.086	0.2	0.22
1,3-Dinitrobenzene	NA	<	U	0.039	0.1	0.12	<	U	0.039	0.11	0.12	<	U	0.035	0.096	0.11	<	U	0.039	0.1	0.12	<	U	0.037	0.1	0.11	<	U	0.038	0.1	0.11	<	U	0.038	0.1	0.11
TNT	2	<	U	0.047	0.1	0.12	<	U	0.048	0.11	0.12	<	U	0.043	0.096	0.11	<	U	0.047	0.1	0.12	<	U	0.045	0.1	0.11	<	U	0.046	0.1	0.11	<	U	0.046	0.1	0.11
2,4-Dinitrotoluene	NA	<	U	0.029	0.084	0.1	<	U	0.029	0.085	0.11	<	U	0.026	0.077	0.096	<	U	0.029	0.084	0.1	<	U	0.028	0.08	0.1	<	U	0.028	0.083	0.1	<	U	0.028	0.082	0.1
2,6-Dinitrotoluene	NA	<	U	0.042	0.084	0.1	<	U	0.043	0.085	0.11	<	U	0.038	0.077	0.096	<	U	0.042	0.084	0.1	<	U	0.04	0.08	0.1	<	U	0.041	0.083	0.1	<	U	0.041	0.082	0.1
2-Amino-4,6-dinitrotoluene	NA	<	U	0.053	0.1	0.12	<	U	0.054	0.11	0.12	<	U	0.049	0.096	0.11	<	U	0.053	0.1	0.12	<	U	0.051	0.1	0.11	<	U	0.052	0.1	0.11	<	U	0.052	0.1	0.11
2-Nitrotoluene	NA	<	U	0.09	0.21	0.22	<	U	0.091	0.21	0.22	<	U	0.082	0.19	0.2	<	U	0.09	0.21	0.22	<	U	0.086	0.2	0.21	<	U	0.088	0.21	0.22	<	U	0.088	0.2	0.22
3-Nitrotoluene	NA	<	U	0.2	0.42	0.42	<	U	0.21	0.42	0.42	<	U	0.19	0.38	0.38	<	U	0.2	0.42	0.42	<	U	0.2	0.4	0.4	<	U	0.2	0.41	0.41	<	U	0.2	0.41	0.41
4-Amino-2,6-dinitrotoluene	NA	<	U	0.06	0.13	0.16	<	U	0.061	0.13	0.16	<	U	0.055	0.11	0.14	<	U	0.061	0.13	0.16	<	U	0.058	0.12	0.15	<	U	0.06	0.12	0.15	<	U	0.059	0.12	0.15
4-Nitrotoluene	NA	<	U	0.1	0.42	0.43	<	U	0.11	0.42	0.44	<	U	0.096	0.38	0.39	<	U	0.1	0.42	0.43	<	U	0.1	0.4	0.41	<	U	0.1	0.41	0.42	<	U	0.1	0.41	0.42
HMX	400	3		0.092	0.21	0.22	<	U	0.093	0.21	0.22	<	U	0.084	0.19	0.2	<	U	0.092	0.21	0.22	<	U	0.088	0.2	0.21	<	U	0.09	0.21	0.22	<	U	0.09	0.2	0.22
MNX	NA	<	U	0.16	0.42	2.1	<	U	0.16	0.42	2.1	<	U	0.15	0.38	1.9	<	U	0.16	0.42	2.1	<	U	0.15	0.4	2	<	U	0.16	0.41	2.1	<	U	0.16	0.41	2
Nitrobenzene	NA	<	U	0.095	0.21	0.22	<	U	0.097	0.21	0.22	<	U	0.087	0.19	0.2	<	U	0.095	0.21	0.22	<	U	0.091	0.2	0.21	<	U	0.094	0.21	0.22	<	U	0.093	0.2	0.22
RDX	2	<	U	0.054	0.21	0.22	<	U	0.055	0.21	0.22	<	U	0.049	0.19	0.2	<	U	0.054	0.21	0.22	<	U	0.052	0.2	0.21	1.2	J	0.053	0.21	0.22	<	U	0.053	0.2	0.22
Tetryl	NA	<	U	0.033	0.1	0.12	<	U	0.034	0.11	0.12	<	U	0.03	0.096	0.11	<	U	0.033	0.1	0.12	<	U	0.032	0.1	0.11	<	U	0.033	0.1	0.11	<	U	0.033	0.1	0.11
LABORATORY WATER QUALITY PARAMETERS																																				
Ammonia USEPA 350.1 (mg/L)		0.72		0.029	0.05	0.1	1.4		0.029	0.05	0.1	2.9		0.029	0.05	0.1	12		0.29	0.5	1	6.4		0.058	0.1	0.2	6.9		0.15	0.25	0.5	0.56		0.058	0.1	0.2
Total Kjeldahl Nitrogen USEPA 351.2 (mg/L)		1.2		0.69	0.8	1	1.8		0.69	0.8	1	3.8		0.69	0.8	1	14		3.4	4	5	8.7		0.69	0.8	1	9.7		0.69	0.8	1	1.3		0.69	0.8	1
Nitrate/Nitrite USEPA 353.2 (mg/L)		<	U	0.044	0.05	0.1	<	U	0.044	0.05	0.1	<	U	0.044	0.05	0.1	<	U	0.044	0.05	0.1	<	U	0.044	0.05	0.1	<	U	0.044	0.05	0.1	<	U	0.044	0.05	0.1
Sulfide SM 9034 (mg/L)		<	U	1.6	2	4	<	U	1.6	2	4	<	U	1.6	2	4	<	U	1.6	2	4	<	U	1.6	2	4	<	U	1.6	2	4	<	U	1.6	2	4
Sulfate USEPA 9056A (mg/L)		170		1	2.5	5	81		1	2.5	5	490		5.2	13	25	250		5.2	13	25	380		5.2	13	25	50	J	1	2.5	5	740		5.2	13	25
Dissolved Organic Carbon SM 9060A (mg/L)		4.6		0.35	0.8	1	3.7		0.35	0.8	1	8.8		0.35	0.8	1	17		0.35	0.8	1	10		0.35	0.8	1	18		0.35	0.8	1	5.7		0.35	0.8	1
Alkalinity SM 2320B (mg/L)		240		3.1	6.4	10	270		3.1	6.4	10	700		3.1	6.4	10	1000		3.1	6.4	10	890		3.1	6.4	10	610		3.1	6.4	10	530		3.1	6.4	10
Methane RSK-175 (µg/L)		7600		0.63	1.3	5	3900		0.63	1.3	5	14000		0.63	1.3	5	19000	J	0.63	1.3	5	17000		0.63	1.3	5	15000		0.63	1.3	5	980		0.63	1.3	5
Carbon Dioxide SM 2320B (mg/L)[1]		107		3.1	6.4	10	120		3.1	6.4	10	311.1		3.1	6.4	10	444		3.1	6.4	10	396		3.1	6.4	10	271		3.1	6.4	10	236		3.1	6.4	10

Notes:

Concentrations exceed HALs

[1]Carbon dioxide back calculated from alkalinity SM 2320B.

< = less than LOQ

µg/L = micrograms per liter

CHAAP = Cornhusker Army Ammunition Plant

DL = detection limit

HAL = health advisory level

HMX = octahydro-1,3,5,7-tetranitro-1,3,5,7-tetrazocine

ID = identification number

J= estimated

LOD = limit of detection

LOQ = limit of quantification

mg/L = milligrams per liter

MNX = mono-nitroso-RDX

NA = not available

OU= Operable Unit

PZ = piezometer

Qual = qualifier

RDX = hexahydro-1,3,5-trinitro-1,3,5-triazine

RSK = Robert S. Kerr Environmental Research Laboratory

SM = Standard Method

TNT = 2,4,6-trinitrotoluene

U= nondetect

USEPA = United States Environmental Protection Agency

TABLE 5-1
SUMMARY OF EXPLOSIVES DETECTED AND LABORATORY WATER QUALITY PARAMETERS, OU1 ON-POST MONITORING WELLS AND PIEZOMETERS
2022 ANNUAL REPORT

FIELD ID	CHAAP	G0121-22A					G0122-22A					G0123-22A					PZ001-22A					PZ004-22A					PZ005-22A					PZ007-22A				
SAMPLE DATE	HALs	5/19/2022					5/19/2022					5/19/2022					5/16/2022					5/16/2022					5/17/2022					5/13/2022				
	(µg/L)	Result	Qual	DL	LOD	LOQ	Result	Qual	DL	LOD	LOQ	Result	Qual	DL	LOD	LOQ	Result	Qual	DL	LOD	LOQ	Result	Qual	DL	LOD	LOQ	Result	Qual	DL	LOD	LOQ	Result	Qual	DL	LOD	LOQ
EXPLOSIVES (USEPA Method 8330A) (µg/L)																																				
1,3,5-Trinitrobenzene	NA	<	U	0.081	0.19	0.2	<	U	0.091	0.22	0.23	<	U	0.082	0.2	0.21	<	U	0.09	0.21	0.22	<	U	0.089	0.21	0.22	<	U	0.094	0.22	0.23	<	U	0.084	0.2	0.21
1,3-Dinitrobenzene	NA	<	U	0.036	0.096	0.11	<	U	0.04	0.11	0.12	<	U	0.036	0.098	0.11	<	U	0.039	0.11	0.12	<	U	0.039	0.11	0.12	<	U	0.041	0.11	0.12	<	U	0.037	0.099	0.11
TNT	2	<	U	0.043	0.096	0.11	<	U	0.049	0.11	0.12	<	U	0.044	0.098	0.11	<	U	0.048	0.11	0.12	<	U	0.047	0.11	0.12	<	U	0.05	0.11	0.12	<	U	0.045	0.099	0.11
2,4-Dinitrotoluene	NA	<	U	0.026	0.077	0.096	<	U	0.03	0.086	0.11	<	U	0.027	0.078	0.098	<	U	0.029	0.085	0.11	<	U	0.029	0.084	0.11	<	U	0.031	0.089	0.11	<	U	0.027	0.08	0.099
2,6-Dinitrotoluene	NA	<	U	0.039	0.077	0.096	<	U	0.043	0.086	0.11	<	U	0.039	0.078	0.098	<	U	0.043	0.085	0.11	<	U	0.042	0.084	0.11	<	U	0.045	0.089	0.11	<	U	0.04	0.08	0.099
2-Amino-4,6-dinitrotoluene	NA	<	U	0.049	0.096	0.11	<	U	0.055	0.11	0.12	<	U	0.05	0.098	0.11	<	U	0.054	0.11	0.12	<	U	0.053	0.11	0.12	<	U	0.057	0.11	0.12	<	U	0.05	0.099	0.11
2-Nitrotoluene	NA	<	U	0.082	0.19	0.2	<	U	0.092	0.22	0.23	<	U	0.084	0.2	0.21	<	U	0.091	0.21	0.22	<	U	0.09	0.21	0.22	<	U	0.096	0.22	0.23	<	U	0.085	0.2	0.21
3-Nitrotoluene	NA	<	U	0.19	0.39	0.39	<	U	0.21	0.43	0.43	<	U	0.19	0.39	0.39	<	U	0.21	0.43	0.43	<	U	0.21	0.42	0.42	<	U	0.22	0.45	0.45	<	U	0.19	0.4	0.4
4-Amino-2,6-dinitrotoluene	NA	<	U	0.056	0.12	0.14	<	U	0.062	0.13	0.16	<	U	0.056	0.12	0.15	<	U	0.062	0.13	0.16	<	U	0.061	0.13	0.16	<	U	0.065	0.13	0.17	<	U	0.057	0.12	0.15
4-Nitrotoluene	NA	<	U	0.096	0.39	0.39	<	U	0.11	0.43	0.44	<	U	0.098	0.39	0.4	<	U	0.11	0.43	0.44	<	U	0.11	0.42	0.43	<	U	0.11	0.45	0.46	<	U	0.099	0.4	0.41
HMX	400	<	U	0.084	0.19	0.2	<	U	0.095	0.22	0.23	0.49		0.086	0.2	0.21	<	U	0.094	0.21	0.22	<	U	0.092	0.21	0.22	<	U	0.098	0.22	0.23	<	U	0.087	0.2	0.21
MNX	NA	<	U	0.15	0.39	1.9	<	U	0.17	0.43	2.2	<	U	0.15	0.39	2	<	U	0.16	0.43	2.1	<	U	0.16	0.42	2.1	<	U	0.17	0.45	2.2	<	U	0.15	0.4	2
Nitrobenzene	NA	<	U	0.088	0.19	0.2	<	U	0.098	0.22	0.23	<	U	0.089	0.2	0.21	<	U	0.097	0.21	0.22	<	U	0.096	0.21	0.22	<	U	0.1	0.22	0.23	<	U	0.09	0.2	0.21
RDX	2	<	U	0.05	0.19	0.2	0.86	J	0.056	0.22	0.23	<	U	0.05	0.2	0.21	<	U	0.055	0.21	0.22	<	U	0.054	0.21	0.22	<	U	0.058	0.22	0.23	<	U	0.051	0.2	0.21
Tetryl	NA	<	U	0.031	0.096	0.11	<	U	0.034	0.11	0.12	<	U	0.031	0.098	0.11	<	U	0.034	0.11	0.12	<	U	0.034	0.11	0.12	<	U	0.036	0.11	0.12	<	U	0.032	0.099	0.11
LABORATORY WATER QUALITY PARAMETERS																																				
Ammonia USEPA 350.1 (mg/L)		8.6		0.58	1	2	4.7		0.029	0.05	0.1	1.2		0.029	0.05	0.1	<	U	0.029	0.05	0.1	0.099	J	0.029	0.05	0.1	0.037	J	0.029	0.05	0.1	0.074	J	0.029	0.05	0.1
Total Kjeldahl Nitrogen USEPA 351.2 (mg/L)		14		3.4	4	5	6.4		0.69	0.8	1	2.4		0.69	0.8	1	<	UJ	0.69	0.8	1	<	U	0.69	0.8	1	<	U	0.69	0.8	1	<	UJ	0.69	0.8	1
Nitrate/Nitrite USEPA 353.2 (mg/L)		<	U	0.044	0.05	0.1	<	U	0.044	0.05	0.1	<	U	0.044	0.05	0.1	<	U	0.044	0.05	0.1	0.08	J	0.044	0.05	0.1	5.9		0.088	0.1	0.2	0.59		0.044	0.05	0.1
Sulfide SM 9034 (mg/L)		2.4	J	1.6	2	4	<	U	1.6	2	4	<	U	1.6	2	4	<	UJ	1.6	2	4	<	U	1.6	2	4	<	U	1.6	2	4	<	U	1.6	2	4
Sulfate USEPA 9056A (mg/L)		290		5.2	13	25	690		5.2	13	25	410		5.2	13	25	1300		10	25	50	1200		10	25	50	1500		10	25	50	850		5.2	13	25
Dissolved Organic Carbon SM 9060A (mg/L)		29		0.35	0.8	1	14		0.35	0.8	1	6.5		0.35	0.8	1	6.7		0.35	0.8	1	7.2		0.35	0.8	1	9.1		0.35	0.8	1	4.2		0.35	0.8	1
Alkalinity SM 2320B (mg/L)		640		3.1	6.4	10	740		3.1	6.4	10	620		3.1	6.4	10	510		3.1	6.4	10	430		3.1	6.4	10	600		3.1	6.4	10	380		3.1	6.4	10
Methane RSK-175 (µg/L)		19000	J	1.3	2.6	10	18000		0.63	1.3	5	18000		0.63	1.3	5	<	U	0.63	1.3	5	<	U	0.63	1.3	5	<	U	0.63	1.3	5	<	U	0.63	1.3	5
Carbon Dioxide SM 2320B (mg/L)[1]		284		3.1	6.4	10	329		3.1	6.4	10	275.6		3.1	6.4	10	227		3.1	6.4	10	191		3.1	6.4	10	267		3.1	6.4	10	169		3.1	6.4	10

Notes:

Concentrations exceed HALs

[1]Carbon dioxide back calculated from alkalinity SM 2320B.

< = less than LOQ

µg/L = micrograms per liter

CHAAP = Cornhusker Army Ammunition Plant

DL = detection limit

HAL = health advisory level

HMX = octahydro-1,3,5,7-tetranitro-1,3,5,7-tetrazocine

ID = identification number

J= estimated

LOD = limit of detection

LOQ = limit of quantification

mg/L = milligrams per liter

MNX = mono-nitroso-RDX

NA = not available

OU= Operable Unit

PZ = piezometer

Qual = qualifier

RDX = hexahydro-1,3,5-trinitro-1,3,5-triazine

RSK = Robert S. Kerr Environmental Research Laboratory

SM = Standard Method

TNT = 2,4,6-trinitrotoluene

U= nondetect

USEPA = United States Environmental Protection Agency

TABLE 5-1
SUMMARY OF EXPLOSIVES DETECTED AND LABORATORY WATER QUALITY PARAMETERS, OU1 ON-POST MONITORING WELLS AND PIEZOMETERS
2022 ANNUAL REPORT

FIELD ID	CHAAP	PZ009-22A					PZ010-22A					PZ011-22A					PZ012-22A					PZ013-22A					PZ014-22A					PZ015-22A				
SAMPLE DATE	HALs	5/17/2022					5/17/2022					5/17/2022					5/17/2022					5/13/2022					5/13/2022					5/15/2022				
	(µg/L)	Result	Qual	DL	LOD	LOQ	Result	Qual	DL	LOD	LOQ	Result	Qual	DL	LOD	LOQ	Result	Qual	DL	LOD	LOQ	Result	Qual	DL	LOD	LOQ	Result	Qual	DL	LOD	LOQ	Result	Qual	DL	LOD	LOQ
EXPLOSIVES (USEPA Method 8330A) (µg/L)																																				
1,3,5-Trinitrobenzene	NA	2.3		0.092	0.22	0.23	<	U	0.089	0.21	0.22	<	U	0.098	0.23	0.25	<	U	0.088	0.21	0.22	<	U	0.085	0.2	0.21	<	U	0.09	0.22	0.23	<	U	0.09	0.21	0.22
1,3-Dinitrobenzene	NA	<	U	0.04	0.11	0.12	<	U	0.039	0.11	0.12	<	U	0.043	0.12	0.13	8.1		0.039	0.1	0.12	<	U	0.037	0.1	0.11	<	U	0.04	0.11	0.12	<	U	0.039	0.11	0.12
TNT	2	1		0.049	0.11	0.12	<	U	0.047	0.11	0.12	<	U	0.053	0.12	0.13	<	U	0.047	0.1	0.12	0.98		0.046	0.1	0.11	<	U	0.048	0.11	0.12	<	U	0.048	0.11	0.12
2,4-Dinitrotoluene	NA	<	U	0.03	0.088	0.11	<	U	0.029	0.084	0.11	<	U	0.032	0.094	0.12	<	U	0.029	0.084	0.1	<	U	0.028	0.081	0.1	<	U	0.029	0.086	0.11	<	U	0.029	0.085	0.11
2,6-Dinitrotoluene	NA	<	U	0.044	0.088	0.11	<	U	0.042	0.084	0.11	<	U	0.047	0.094	0.12	<	U	0.042	0.084	0.1	<	U	0.041	0.081	0.1	<	U	0.043	0.086	0.11	<	U	0.043	0.085	0.11
2-Amino-4,6-dinitrotoluene	NA	1.1		0.056	0.11	0.12	0.62	J	0.054	0.11	0.12	<	U	0.059	0.12	0.13	<	U	0.053	0.1	0.12	3.3		0.051	0.1	0.11	<	U	0.055	0.11	0.12	<	U	0.054	0.11	0.12
2-Nitrotoluene	NA	<	U	0.094	0.22	0.23	<	U	0.09	0.21	0.22	<	U	0.1	0.23	0.25	<	U	0.09	0.21	0.22	<	U	0.087	0.2	0.21	<	U	0.092	0.22	0.23	<	U	0.091	0.21	0.22
3-Nitrotoluene	NA	<	U	0.21	0.44	0.44	<	U	0.21	0.42	0.42	<	U	0.23	0.47	0.47	<	U	0.2	0.42	0.42	<	U	0.2	0.41	0.41	<	U	0.21	0.43	0.43	<	U	0.21	0.43	0.43
4-Amino-2,6-dinitrotoluene	NA	1.1		0.063	0.13	0.16	0.95		0.061	0.13	0.16	<	U	0.068	0.14	0.18	<	U	0.06	0.13	0.16	4.3		0.059	0.12	0.15	<	U	0.062	0.13	0.16	<	U	0.062	0.13	0.16
4-Nitrotoluene	NA	<	U	0.11	0.44	0.45	<	U	0.11	0.42	0.43	<	U	0.12	0.47	0.48	<	U	0.1	0.42	0.43	<	U	0.1	0.41	0.42	<	U	0.11	0.43	0.44	<	U	0.11	0.43	0.44
HMX	400	<	U	0.096	0.22	0.23	<	U	0.092	0.21	0.22	<	U	0.1	0.23	0.25	<	U	0.092	0.21	0.22	<	U	0.089	0.2	0.21	<	U	0.094	0.22	0.23	<	U	0.093	0.21	0.22
MNX	NA	<	U	0.17	0.44	2.2	<	U	0.16	0.42	2.1	<	U	0.18	0.47	2.3	<	U	0.16	0.42	2.1	<	U	0.16	0.41	2	<	U	0.17	0.43	2.2	<	U	0.16	0.43	2.1
Nitrobenzene	NA	<	U	0.1	0.22	0.23	<	U	0.096	0.21	0.22	<	U	0.11	0.23	0.25	<	U	0.095	0.21	0.22	<	U	0.092	0.2	0.21	<	U	0.098	0.22	0.23	<	U	0.097	0.21	0.22
RDX	2	<	U	0.056	0.22	0.23	<	U	0.054	0.21	0.22	<	U	0.06	0.23	0.25	<	U	0.054	0.21	0.22	<	U	0.052	0.2	0.21	<	U	0.055	0.22	0.23	<	U	0.055	0.21	0.22
Tetryl	NA	<	U	0.035	0.11	0.12	<	U	0.034	0.11	0.12	<	U	0.037	0.12	0.13	<	U	0.033	0.1	0.12	<	U	0.032	0.1	0.11	<	U	0.034	0.11	0.12	<	U	0.034	0.11	0.12
LABORATORY WATER QUALITY PARAMETERS																																				
Ammonia USEPA 350.1 (mg/L)		<	U	0.029	0.05	0.1	0.12		0.029	0.05	0.1	8.7		0.058	0.1	0.2	7.8		0.058	0.1	0.2	1.9		0.029	0.05	0.1	0.49		0.029	0.05	0.1	0.3		0.029	0.05	0.1
Total Kjeldahl Nitrogen USEPA 351.2 (mg/L)		<	U	0.69	0.8	1	<	U	0.69	0.8	1	10		1.1	1.3	1.7	9.5		0.69	0.8	1	0.9	J	0.69	0.8	1	1.5		0.69	0.8	1	<	U	0.69	0.8	1
Nitrate/Nitrite USEPA 353.2 (mg/L)		12		0.22	0.25	0.5	6.1		0.088	0.1	0.2	<	U	0.044	0.05	0.1	<	U	0.044	0.05	0.1	5.7		0.044	0.05	0.1	<	U	0.044	0.05	0.1	9.4		0.044	0.05	0.1
Sulfide SM 9034 (mg/L)		<	U	1.6	2	4	<	U	1.6	2	4	<	U	1.6	2	4	<	U	1.6	2	4	<	U	1.6	2	4	<	U	1.6	2	4	<	U	1.6	2	4
Sulfate USEPA 9056A (mg/L)		770		5.2	13	25	890		5.2	13	25	500		5.2	13	25	470		5.2	13	25	340		5.2	13	25	490		5.2	13	25	100		1	2.5	5
Dissolved Organic Carbon SM 9060A (mg/L)		6.8		0.35	0.8	1	9		0.35	0.8	1	16		0.35	0.8	1	13		0.35	0.8	1	8.6		0.35	0.8	1	7.8		0.35	0.8	1	3.7		0.35	0.8	1
Alkalinity SM 2320B (mg/L)		520		3.1	6.4	10	520		3.1	6.4	10	820		3.1	6.4	10	750		3.1	6.4	10	810		3.1	6.4	10	590		3.1	6.4	10	210		3.1	6.4	10
Methane RSK-175 (µg/L)		<	U	0.63	1.3	5	4900		0.63	1.3	5	21000	J	2.5	5.2	20	19000		0.63	1.3	5	9300		0.63	1.3	5	7800		0.63	1.3	5	57		0.63	1.3	5
Carbon Dioxide SM 2320B (mg/L)[1]		231		3.1	6.4	10	231		3.1	6.4	10	364		3.1	6.4	10	333		3.1	6.4	10	360		3.1	6.4	10	262		3.1	6.4	10	93		3.1	6.4	10

Notes:

Concentrations exceed HALs

[1]Carbon dioxide back calculated from alkalinity SM 2320B.

< = less than LOQ

µg/L = micrograms per liter

CHAAP = Cornhusker Army Ammunition Plant

DL = detection limit

HAL = health advisory level

HMX = octahydro-1,3,5,7-tetranitro-1,3,5,7-tetrazocine

ID = identification number

J= estimated

LOD = limit of detection

LOQ = limit of quantification

mg/L = milligrams per liter

MNX = mono-nitroso-RDX

NA = not available

OU= Operable Unit

PZ = piezometer

Qual = qualifier

RDX = hexahydro-1,3,5-trinitro-1,3,5-triazine

RSK = Robert S. Kerr Environmental Research Laboratory

SM = Standard Method

TNT = 2,4,6-trinitrotoluene

U= nondetect

USEPA = United States Environmental Protection Agency

TABLE 5-1
SUMMARY OF EXPLOSIVES DETECTED AND LABORATORY WATER QUALITY PARAMETERS, OU1 ON-POST MONITORING WELLS AND PIEZOMETERS
2022 ANNUAL REPORT

FIELD ID	CHAAP	PZ016-22A					PZ017R-22A					PZ018-22A					PZ019-22A					PZ020-22A				
SAMPLE DATE	HALs	5/15/2022					5/18/2022					5/18/2022					5/17/2022					5/18/2022				
	(µg/L)	Result	Qual	DL	LOD	LOQ	Result	Qual	DL	LOD	LOQ	Result	Qual	DL	LOD	LOQ	Result	Qual	DL	LOD	LOQ	Result	Qual	DL	LOD	LOQ
EXPLOSIVES (USEPA Method 8330A) (µg/L)																										
1,3,5-Trinitrobenzene	NA	<	U	0.094	0.22	0.23	1.2		0.089	0.21	0.22	<	U	0.091	0.22	0.23	<	U	0.084	0.2	0.21	2.6		0.09	0.21	0.22
1,3-Dinitrobenzene	NA	<	U	0.041	0.11	0.12	<	U	0.039	0.11	0.12	<	U	0.04	0.11	0.12	<	U	0.037	0.1	0.11	<	U	0.04	0.11	0.12
TNT	2	<	U	0.05	0.11	0.12	3.9		0.048	0.11	0.12	3.3		0.049	0.11	0.12	<	U	0.045	0.1	0.11	5		0.048	0.11	0.12
2,4-Dinitrotoluene	NA	<	U	0.031	0.089	0.11	<	U	0.029	0.085	0.11	<	U	0.03	0.086	0.11	<	U	0.027	0.08	0.1	<	U	0.029	0.086	0.11
2,6-Dinitrotoluene	NA	<	U	0.045	0.089	0.11	<	U	0.042	0.085	0.11	<	U	0.043	0.086	0.11	<	U	0.04	0.08	0.1	<	U	0.043	0.086	0.11
2-Amino-4,6-dinitrotoluene	NA	0.38	J	0.057	0.11	0.12	1.6		0.054	0.11	0.12	1.3		0.055	0.11	0.12	<	U	0.051	0.1	0.11	2.8		0.054	0.11	0.12
2-Nitrotoluene	NA	<	U	0.095	0.22	0.23	<	U	0.09	0.21	0.22	<	U	0.092	0.22	0.23	<	U	0.086	0.2	0.21	<	U	0.092	0.21	0.22
3-Nitrotoluene	NA	<	U	0.22	0.45	0.45	<	U	0.21	0.42	0.42	<	U	0.21	0.43	0.43	<	U	0.2	0.4	0.4	<	U	0.21	0.43	0.43
4-Amino-2,6-dinitrotoluene	NA	0.49		0.064	0.13	0.17	3.3		0.061	0.13	0.16	2.1		0.062	0.13	0.16	<	U	0.058	0.12	0.15	2.1		0.062	0.13	0.16
4-Nitrotoluene	NA	<	U	0.11	0.45	0.46	<	U	0.11	0.42	0.43	<	U	0.11	0.43	0.44	<	U	0.1	0.4	0.41	<	U	0.11	0.43	0.44
HMX	400	1		0.098	0.22	0.23	<	U	0.093	0.21	0.22	<	U	0.094	0.22	0.23	<	U	0.088	0.2	0.21	0.49		0.094	0.21	0.22
MNX	NA	<	U	0.17	0.45	2.2	<	U	0.16	0.42	2.1	<	U	0.17	0.43	2.2	<	U	0.15	0.4	2	<	U	0.16	0.43	2.1
Nitrobenzene	NA	<	U	0.1	0.22	0.23	<	U	0.096	0.21	0.22	<	U	0.098	0.22	0.23	<	U	0.091	0.2	0.21	<	U	0.097	0.21	0.22
RDX	2	1		0.057	0.22	0.23	1.2		0.054	0.21	0.22	0.68		0.056	0.22	0.23	<	U	0.052	0.2	0.21	0.45	J	0.055	0.21	0.22
Tetryl	NA	<	U	0.035	0.11	0.12	<	U	0.034	0.11	0.12	<	U	0.034	0.11	0.12	<	U	0.032	0.1	0.11	<	U	0.034	0.11	0.12
LABORATORY WATER QUALITY PARAMETERS																										
Ammonia USEPA 350.1 (mg/L)		0.044	J	0.029	0.05	0.1	0.72		0.029	0.05	0.1	0.93		0.029	0.05	0.1	<	U	0.029	0.05	0.1	<	U	0.029	0.05	0.1
Total Kjeldahl Nitrogen USEPA 351.2 (mg/L)		<	U	0.69	0.8	1	2.3		0.69	0.8	1	3		0.69	0.8	1	<	UJ	0.69	0.8	1	<	UJ	0.69	0.8	1
Nitrate/Nitrite USEPA 353.2 (mg/L)		8.3		0.088	0.1	0.2	2.5		0.044	0.05	0.1	2.8		0.044	0.05	0.1	42	J	0.44	0.5	1	15		0.22	0.25	0.5
Sulfide SM 9034 (mg/L)		<	U	1.6	2	4	<	U	1.6	2	4	<	U	1.6	2	4	<	U	1.6	2	4	<	U	1.6	2	4
Sulfate USEPA 9056A (mg/L)		120		1	2.5	5	56		1	2.5	5	39		1	2.5	5	85		1	2.5	5	140		5.2	13	25
Dissolved Organic Carbon SM 9060A (mg/L)		4.6		0.35	0.8	1	8.9		0.35	0.8	1	13		0.35	0.8	1	2.1		0.35	0.8	1	3.6		0.35	0.8	1
Alkalinity SM 2320B (mg/L)		320		3.1	6.4	10	530		3.1	6.4	10	390		3.1	6.4	10	120		3.1	6.4	10	310		3.1	6.4	10
Methane RSK-175 (µg/L)		170		0.63	1.3	5	19000		0.63	1.3	5	15000		0.63	1.3	5	<	U	0.63	1.3	5	<	UJ	0.63	1.3	5
Carbon Dioxide SM 2320B (mg/L)[1]		142		3.1	6.4	10	236		3.1	6.4	10	173		3.1	6.4	10	53		3.1	6.4	10	138		3.1	6.4	10

Notes:

Concentrations exceed HALs

[1]Carbon dioxide back calculated from alkalinity SM 2320B.

< = less than LOQ

µg/L = micrograms per liter

CHAAP = Cornhusker Army Ammunition Plant

DL = detection limit

HAL = health advisory level

HMX = octahydro-1,3,5,7-tetranitro-1,3,5,7-tetrazocine

ID = identification number

J= estimated

LOD = limit of detection

LOQ = limit of quantification

mg/L = milligrams per liter

MNX = mono-nitroso-RDX

NA = not available

OU= Operable Unit

PZ = piezometer

Qual = qualifier

RDX = hexahydro-1,3,5-trinitro-1,3,5-triazine

RSK = Robert S. Kerr Environmental Research Laboratory

SM = Standard Method

TNT = 2,4,6-trinitrotoluene

U= nondetect

USEPA = United States Environmental Protection Agency

TABLE 5-2
SUMMARY OF EXPLOSIVES DETECTED AND LABORATORY MNA PARAMETERS, OU1 OFF-POST MONITORING WELLS
2022 ANNUAL REPORT

FIELD ID	CHAAP	CA210-22A					CA211-22A					CA212-22A					CA213-22A					NW020-22A					NW021-22A					NW022-22A				
SAMPLE DATE	HALs	5/11/2022					5/11/2022					5/11/2022					5/11/2022					5/16/2022					5/16/2022					5/16/2022				
	(µg/L)	Result	Qual	DL	LOD	LOQ	Result	Qual	DL	LOD	LOQ	Result	Qual	DL	LOD	LOQ	Result	Qual	DL	LOD	LOQ	Result	Qual	DL	LOD	LOQ	Result	Qual	DL	LOD	LOQ	Result	Qual	DL	LOD	LOQ
EXPLOSIVES (USEPA Method 8330A) (µg/L)																																				
1,3,5-Trinitrobenzene	NA	<	U	0.087	0.21	0.22	<	U	0.084	0.2	0.21	<	U	0.084	0.2	0.21	<	U	0.085	0.2	0.21	<	U	0.087	0.21	0.22	<	U	0.085	0.2	0.21	<	U	0.083	0.2	0.21
1,3-Dinitrobenzene	NA	<	U	0.038	0.1	0.11	<	U	0.037	0.1	0.11	<	U	0.037	0.1	0.11	<	U	0.038	0.1	0.11	<	U	0.038	0.1	0.11	<	U	0.037	0.1	0.11	<	U	0.036	0.098	0.11
TNT	2	<	U	0.047	0.1	0.11	<	U	0.045	0.1	0.11	<	U	0.045	0.1	0.11	<	U	0.046	0.1	0.11	<	U	0.047	0.1	0.11	<	U	0.045	0.1	0.11	<	U	0.044	0.098	0.11
2,4-Dinitrotoluene	NA	<	U	0.028	0.083	0.1	<	U	0.027	0.08	0.1	<	U	0.027	0.08	0.1	<	U	0.028	0.081	0.1	<	U	0.028	0.083	0.1	<	U	0.028	0.081	0.1	<	U	0.027	0.079	0.098
2,6-Dinitrotoluene	NA	<	U	0.042	0.083	0.1	<	U	0.04	0.08	0.1	<	U	0.04	0.08	0.1	<	U	0.041	0.081	0.1	<	U	0.042	0.083	0.1	<	U	0.04	0.081	0.1	<	U	0.039	0.079	0.098
2-Amino-4,6-dinitrotoluene	NA	<	U	0.053	0.1	0.11	<	U	0.051	0.1	0.11	<	U	0.051	0.1	0.11	<	U	0.052	0.1	0.11	0.99		0.053	0.1	0.11	1.4		0.051	0.1	0.11	<	U	0.05	0.098	0.11
2-Nitrotoluene	NA	<	U	0.089	0.21	0.22	<	U	0.085	0.2	0.21	<	U	0.085	0.2	0.21	<	U	0.087	0.2	0.21	<	U	0.089	0.21	0.22	<	U	0.086	0.2	0.21	<	U	0.084	0.2	0.21
3-Nitrotoluene	NA	<	U	0.2	0.42	0.42	<	U	0.19	0.4	0.4	<	U	0.19	0.4	0.4	<	U	0.2	0.41	0.41	<	U	0.2	0.42	0.42	<	U	0.2	0.4	0.4	<	U	0.19	0.39	0.39
4-Amino-2,6-dinitrotoluene	NA	<	U	0.06	0.21	0.16	<	U	0.058	0.12	0.15	<	U	0.058	0.12	0.15	<	U	0.059	0.12	0.15	0.81		0.06	0.12	0.16	1.1		0.058	0.12	0.15	<	U	0.057	0.12	0.15
4-Nitrotoluene	NA	<	U	0.1	0.42	0.43	<	U	0.1	0.4	0.41	<	U	0.1	0.4	0.41	<	U	0.1	0.41	0.42	<	U	0.1	0.42	0.43	<	U	0.1	0.4	0.41	<	U	0.098	0.39	0.4
HMX	400	<	U	0.091	0.21	0.22	<	U	0.087	0.2	0.21	<	U	0.088	0.2	0.21	<	U	0.089	0.2	0.21	<	U	0.091	0.21	0.22	<	U	0.088	0.2	0.21	<	U	0.086	0.2	0.21
MNX	NA	<	U	0.16	0.42	2.1	<	U	0.15	0.4	2	<	U	0.15	0.4	2	<	U	0.16	0.41	2	<	U	0.16	0.42	2.1	<	U	0.16	0.4	2	<	U	0.15	0.39	2
Nitrobenzene	NA	<	U	0.095	0.21	0.22	<	U	0.091	0.2	0.21	<	U	0.091	0.2	0.21	<	U	0.092	0.2	0.21	<	U	0.095	0.21	0.22	<	U	0.092	0.2	0.21	<	U	0.089	0.2	0.21
RDX	2	<	U	0.054	0.21	0.22	<	U	0.051	0.2	0.21	<	U	0.051	0.2	0.21	<	U	0.052	0.2	0.21	0.29	J	0.054	0.21	0.22	0.22		0.052	0.2	0.21	<	U	0.051	0.2	0.21
Tetryl	NA	<	U	0.033	0.1	0.11	<	U	0.032	0.1	0.11	<	U	0.032	0.1	0.11	<	U	0.032	0.1	0.11	<	U	0.033	0.1	0.11	<	U	0.032	0.1	0.11	<	U	0.031	0.098	0.11
LABORATORY MNA PARAMETERS																																				
Ammonia USEPA 350.1 (mg/L)		0.45		0.029	0.05	0.1	<	U	0.029	0.05	0.1	<	U	0.029	0.05	0.1	<	U	0.029	0.05	0.1	<	U	0.029	0.05	0.1	<	U	0.029	0.05	0.1	1.1		0.029	0.05	0.1
Total Kjeldahl Nitrogen USEPA 351.2 (mg/L)		<	U	0.69	0.8	1	<	U	0.69	0.8	1	<	U	0.69	0.8	1	<	U	0.69	0.8	1	<	UJ	0.69	0.8	1	1.8		0.69	0.8	1	1.3		0.69	0.8	1
Nitrate/Nitrite USEPA 353.2 (mg/L)		38		0.88	1	2	33		0.88	1	2	20		0.88	1	2	3.9		0.044	0.05	0.1	54		0.44	0.5	1	1.4		0.044	0.05	0.1	0.062	J	0.044	0.05	0.1
Sulfide SM 9034 (mg/L)		<	U	1.6	2	4	<	U	1.6	2	4	<	U	1.6	2	4	<	U	1.6	2	4	<	U	1.6	2	4	<	U	1.6	2	4	<	U	1.6	2	4
Sulfate USEPA 9056A (mg/L)		220		5.2	13	25	100		5.2	13	25	75		5.2	13	25	68		5.2	13	25	240		5.2	13	25	190		1	2.5	5	300		5.2	13	25
Dissolved Organic Carbon SM 9060A (mg/L)		11		0.35	0.8	1	4.3		0.35	0.8	1	2.4		0.35	0.8	1	2.3		0.35	0.8	1	7.7		0.35	0.8	1	3.2		0.35	0.8	1	3.2		0.35	0.8	1
Alkalinity SM 2320B (mg/L)		440		3.1	6.4	10	180		3.1	6.4	10	160		3.1	6.4	10	130		3.1	6.4	10	300		3.1	6.4	10	330		3.1	6.4	10	330		3.1	6.4	10
Methane RSK-175 (µg/L)		<	U	0.63	1.3	5	<	U	0.63	1.3	5	<	U	0.63	1.3	5	<	UJ	0.63	1.3	5	<	U	0.63	1.3	5	6.8		0.63	1.3	5	190		0.63	1.3	5
Carbon Dioxide SM 2320B (mg/L)[1]		195.6		3.1	6.4	10	80		3.1	6.4	10	71.11		3.1	6.4	10	57.78		3.1	6.4	10	133		3.1	6.4	10	147		3.1	6.4	10	147		3.1	6.4	10

Notes:

Concentrations exceed HALs

[1]Carbon dioxide back calculated from alkalinity SM 2320B.

< = less than LOQ

µg/L = micrograms per liter

CHAAP = Cornhusker Army Ammunition Plant

DL = detection limit

HAL = health advisory level

HMX = octahydro-1,3,5,7-tetranitro-1,3,5,7-tetrazocine

ID = identification number

J = estimated

LOD = limit of detection

LOQ = limit of quantification

mg/L = milligrams per liter

MNA = monitored natural attenuation

MNX = mono-nitroso-RDX

NA = not available

OU = Operable Unit

PZ = piezometer

Qual = qualifier

RDX = hexahydro-1,3,5-trinitro-1,3,5-triazine

RSK = Robert S. Kerr Environmental Research Laboratory

SM = Standard Method

TNT = 2,4,6-trinitrotoluene

U = nondetect

USEPA = United States Environmental Protection Agency

TABLE 5-2
SUMMARY OF EXPLOSIVES DETECTED AND LABORATORY MNA PARAMETERS, OU1 OFF-POST MONITORING WELLS
2022 ANNUAL REPORT

FIELD ID	CHAAP	NW060-22A					NW061-22A					NW062-22A					NW070-22A					NW071-22A				
SAMPLE DATE	HALs	5/12/2022					5/12/2022					5/12/2022					5/11/2022					5/11/2022				
	(µg/L)	Result	Qual	DL	LOD	LOQ	Result	Qual	DL	LOD	LOQ	Result	Qual	DL	LOD	LOQ	Result	Qual	DL	LOD	LOQ	Result	Qual	DL	LOD	LOQ
EXPLOSIVES (USEPA Method 8330A) (µg/L)																										
1,3,5-Trinitrobenzene	NA	<	U	0.086	0.2	0.22	<	U	0.089	0.21	0.22	<	U	0.088	0.21	0.22	<	U	0.085	0.2	0.21	<	U	0.086	0.2	0.21
1,3-Dinitrobenzene	NA	<	U	0.038	0.1	0.11	<	U	0.039	0.11	0.12	<	U	0.039	0.1	0.12	<	U	0.037	0.1	0.11	<	U	0.038	0.1	0.11
TNT	2	<	U	0.046	0.1	0.11	<	U	0.048	0.11	0.12	<	U	0.047	0.1	0.12	<	U	0.046	0.1	0.11	<	U	0.046	0.1	0.11
2,4-Dinitrotoluene	NA	<	U	0.028	0.082	0.1	<	U	0.029	0.085	0.11	<	U	0.029	0.084	0.1	<	U	0.028	0.081	0.1	<	U	0.028	0.081	0.1
2,6-Dinitrotoluene	NA	<	U	0.041	0.082	0.1	<	U	0.043	0.085	0.11	<	U	0.042	0.084	0.1	<	U	0.041	0.081	0.1	<	U	0.041	0.081	0.1
2-Amino-4,6-dinitrotoluene	NA	<	U	0.052	0.1	0.11	<	U	0.054	0.11	0.12	<	U	0.053	0.1	0.12	<	U	0.052	0.1	0.11	<	U	0.052	0.1	0.11
2-Nitrotoluene	NA	<	U	0.088	0.2	0.22	<	U	0.091	0.21	0.22	<	U	0.089	0.21	0.22	<	U	0.087	0.2	0.21	<	U	0.087	0.2	0.21
3-Nitrotoluene	NA	<	U	0.2	0.41	0.41	<	U	0.21	0.42	0.42	<	UJ	0.2	0.42	0.42	<	U	0.2	0.41	0.41	<	U	0.2	0.41	0.41
4-Amino-2,6-dinitrotoluene	NA	<	U	0.059	0.12	0.15	<	U	0.061	0.13	0.16	<	U	0.06	0.13	0.16	<	U	0.059	0.12	0.15	<	U	0.059	0.12	0.15
4-Nitrotoluene	NA	<	U	0.1	0.41	0.42	<	U	0.11	0.42	0.44	<	U	0.1	0.42	0.43	<	U	0.1	0.41	0.42	<	U	0.1	0.41	0.42
HMX	400	<	U	0.09	0.2	0.22	<	U	0.093	0.21	0.22	<	U	0.092	0.21	0.22	<	U	0.089	0.2	0.21	<	U	0.089	0.2	0.21
MNX	NA	<	U	0.16	0.41	2	<	U	0.16	0.42	2.1	<	U	0.16	0.42	2.1	<	U	0.16	0.41	2	<	U	0.16	0.41	2
Nitrobenzene	NA	<	U	0.093	0.2	0.22	<	U	0.097	0.21	0.22	<	U	0.095	0.21	0.22	<	U	0.092	0.2	0.21	<	U	0.093	0.2	0.21
RDX	2	<	U	0.053	0.2	0.22	<	U	0.055	0.21	0.22	<	U	0.054	0.21	0.22	<	U	0.052	0.2	0.21	<	U	0.052	0.2	0.21
Tetryl	NA	<	U	0.033	0.1	0.11	<	U	0.034	0.11	0.12	<	U	0.033	0.1	0.12	<	U	0.032	0.1	0.11	<	U	0.032	0.1	0.11
LABORATORY MNA PARAMETERS																										
Ammonia USEPA 350.1 (mg/L)		<	U	0.029	0.05	0.1	5.4		0.29	0.5	1	3.5		0.029	0.05	0.1	<	U	0.029	0.05	0.1	<	U	0.029	0.05	0.1
Total Kjeldahl Nitrogen USEPA 351.2 (mg/L)		<	U	0.69	0.8	1	6.2		0.69	0.8	1	2.1		0.69	0.8	1	0.83	J	0.69	0.8	1	<	U	0.69	0.8	1
Nitrate/Nitrite USEPA 353.2 (mg/L)		3.6		0.044	0.05	0.1	1.9		0.044	0.05	0.1	<	U	0.044	0.05	0.1	<	U	0.044	0.05	0.1	38		0.88	1	2
Sulfide SM 9034 (mg/L)		<	U	1.6	2	4	<	U	1.6	2	4	<	U	1.6	2	4	<	U	1.6	2	4	<	U	1.6	2	4
Sulfate USEPA 9056A (mg/L)		22		1	2.5	5	170		1	2.5	5	180		5.2	13	25	73		5.2	13	25	64		5.2	13	25
Dissolved Organic Carbon SM 9060A (mg/L)		2		0.35	0.8	1	6.5		0.35	0.8	1	3.1		0.35	0.8	1	8.3		0.35	0.8	1	3.1		0.35	0.8	1
Alkalinity SM 2320B (mg/L)		41		3.1	6.4	10	360		3.1	6.4	10	270		3.1	6.4	10	240		3.1	6.4	10	100		3.1	6.4	10
Methane RSK-175 (µg/L)		<	U	0.63	1.3	5	210		0.63	1.3	5	14		0.63	1.3	5	<	U	0.63	1.3	5	<	U	0.63	1.3	5
Carbon Dioxide SM 2320B (mg/L)[1]		18.22		3.1	6.4	10	160		3.1	6.4	10	120		3.1	6.4	10	106.7		3.1	6.4	10	44		3.1	6.4	10

Notes:

Concentrations exceed HALs

[1]Carbon dioxide back calculated from alkalinity SM 2320B.

< = less than LOQ

µg/L = micrograms per liter

CHAAP = Cornhusker Army Ammunition Plant

DL = detection limit

HAL = health advisory level

HMX = octahydro-1,3,5,7-tetranitro-1,3,5,7-tetrazocine

ID = identification number

J = estimated

LOD = limit of detection

LOQ = limit of quantification

mg/L = milligrams per liter

MNA = monitored natural attenuation

MNX = mono-nitroso-RDX

NA = not available

OU = Operable Unit

PZ = piezometer

Qual = qualifier

RDX = hexahydro-1,3,5-trinitro-1,3,5-triazine

RSK = Robert S. Kerr Environmental Research Laboratory

SM = Standard Method

TNT = 2,4,6-trinitrotoluene

U = nondetect

USEPA = United States Environmental Protection Agency

TABLE 5-3
FREQUENCY OF DETECTIONS AND CONCENTRATION RANGES FOR EXPLOSIVES AT OU1
2022 ANNUAL REPORT

Compound Detected	CHAAP HALs	Detections above HALs	Frequency of Detects[1]	Concentration Range (µg/L)
On-Post Wells				
1,3,5-Trinitrobenzene	NA	-	10/74	0.36 to 22
1,3-Dinitrobenzene	NA	-	1/74	8.1
TNT	2	8	11/74	0.18 to 39
2,4-Dinitrotoluene	NA	-	2 / 74	0.79 to 0.85
2-Amino-4,6-dinitrotoluene	NA	-	20 / 74	0.076 to 45
4-Amino-2,6-dinitrotoluene	NA	-	21 / 74	0.088 to 47
HMX	400	0	14 / 74	0.14 to 19
MNX	NA	-	1 / 74	0.65
RDX	2	4	20 / 74	0.15 to 37
Off-Post Wells				
2-Amino-4,6-dinitrotoluene	NA	-	2 / 12	0.99 to 1.4
4-Amino-2,6-dinitrotoluene	NA	-	2 / 12	0.81 to 1.1
RDX	2	0	2 / 12	0.22 to 0.29

Notes:

[1]Includes 74 on-post monitoring wells and piezometers, and 12 off-post monitoring wells. Field quality control samples (field duplicates, matrix spike/matrix spike duplicates) and GWTF samples are not included.

µg/L = micrograms per liter

CHAAP = Cornhusker Army Ammunition Plant

GWTF = groundwater treatment facility

HAL = health advisory level

HMX = octahydro-1,3,5,7-tetranitro-1,3,5,7-tetrazocine

MNX = mono-nitroso-RDX

NA = not available

OU = Operable Unit

RDX = hexahydro-1,3,5-trinitro-1,3,5-triazine

TNT = 2,4,6-trinitrotoluene

TABLE 5-4
HIGHEST HISTORICAL OU1 OFF-POST EXPLOSIVES PLUME CONCENTRATIONS
2022 ANNUAL REPORT

	Highest Off-Post Concentrations										
Compound Detected (µg/L)	**May 2022**	**May 2021**	**Jun 2020**	**Jun 2019**	**Mar 2018**	**Mar 2017**	**Aug 2016**	**Aug 2015**	**Aug 2014**	**Mar 2013**	**Mar 2012**
RDX	0.29	1.0	1.5	0.17	0.85	0.76	0.89	1.6	1.6	2.1	2.2
TNT	ND	0.93	0.59	0.33	0.34	0.33	0.36	0.29	0.41	0.7	0.88
HMX	ND	1.40	ND	0.27	0.79	1.1	0.52	0.85	0.79	1.7	2
1,3,5-Trinitrobenzene	ND	ND	ND	ND	0.22	0.25	ND	ND	0.32	0.5	0.38
2,4-Dinitrotoluene	ND	ND	ND	ND	ND	ND	ND	ND	ND	ND	ND
2-Amino-4,6-dinitrotoluene	1.4	1.5	2.2	2.4	3.3	3.9	4.3	2.3	5.5	6.5	5.9
4-Amino-2,6-dinitrotoluene	1.1	1.3	1.8	1.8	1.5	2.1	2.0	0.85	3.7	3.6	3

Notes:

***** Concentrations measured in feed lot well clusters (installed May 1998 and December 1999) were often higher than other off-post locations and are shown in parentheses. All feedlot wells (10 total) were abandoned in 2013.

µg/L = micrograms per liter

HMX = octahydro-1,3,5,7-tetranitro-1,3,5,7-tetrazocine

NA = not analyzed

ND = not detected

OU = Operable Unit

RDX = hexahydro-1,3,5-trinitro-1,3,5-triazine

TNT = 2,4,6-trinitrotoluene

TABLE 5-4
HIGHEST HISTORICAL OU1 OFF-POST EXPLOSIVES PLUME CONCENTRATIONS
2022 ANNUAL REPORT

	Highest Off-Post Concentrations									
Compound Detected (µg/L)	**Mar 2011**	**Mar 2010**	**Mar 2009**	**Mar 2008**	**Mar 2007**	**Mar 2006**	**Mar 2005**	**Mar 2004**	**Mar 2003**	**Mar 2002**
RDX	2.4	2.5	4.2	4.9	6.6	8.4	8.3	11	9.4	11 (19)*
TNT	1.1	1.7	3.1	4.1	3.3	5	5.8	6.8	11	13
HMX	2.2 (2.9)*	2.7	3.3 (4.7)*	3.2	3.4	3.8	3.6	4.1	4.3	4.8 (8.4)*
1,3,5-Trinitrobenzene	0.37	0.28	ND	0.74	1	1.1	0.86	1.4	ND	1.2
2,4-Dinitrotoluene	ND	ND (0.19)*	ND	ND	ND	ND (0.67)*	ND (0.85)*	0.17 (1.4)*	ND (1.9)*	ND (2.9)*
2-Amino-4,6-dinitrotoluene	7.3	8.9	7.6	9.3	9.5 (12)*	9.4 (14)*	3.8 (18)*	4.6 (28)*	2.6 (35)*	4.5 (49)*
4-Amino-2,6-dinitrotoluene	3.2 (5.9)*	3.4 (4.9)*	4.2 (7.5)*	6.2	4.6 (6.6)*	6.4 (8.8)*	3.5 (11)*	3.6 (15)*	3.0 (21)*	3.1 (35)*

Notes:

* Concentrations measured in feed lot well clusters (installed May 1998 and December 1999) were often higher than other off-post locations and are shown in parentheses. All feedlot wells (10 total) were abandoned in 2013.

µg/L = micrograms per liter

HMX = octahydro-1,3,5,7-tetranitro-1,3,5,7-tetrazocine

NA = not analyzed

ND = not detected

OU = Operable Unit

RDX = hexahydro-1,3,5-trinitro-1,3,5-triazine

TNT = 2,4,6-trinitrotoluene

TABLE 5-4
HIGHEST HISTORICAL OU1 OFF-POST EXPLOSIVES PLUME CONCENTRATIONS
2022 ANNUAL REPORT

	Highest Off-Post Concentrations							
Compound Detected (µg/L)	**Mar 2001**	**Mar 2000**	**Mar 1999**	**Jun 1998**	**Oct 1997**	**Dec 1996**	**Jul 1994**	**Dec 1984**
RDX	8.3 (12)*	12 (16)*	12.4 (12.0)*	10.7 (13.5)*	11.3	13.6	28	>100
TNT	19 (24)*	25 (17)*	34.9	22.3	22.8	30	23	>350
HMX	4.1 (5.8)*	4.8 (6.6)*	3.8 (5.9)*	4.3 (14.8)*	4.07	4.9	9.54	NA
1,3,5-Trinitrobenzene	0.63	0.77	0.793	ND	1.24	1.2	1.54	NA
2,4-Dinitrotoluene	ND (3.6)*	ND (2.8)*	ND (2.4)*	3.78	0.753	0.78	0.311	NA
2-Amino-4,6-dinitrotoluene	5.5 (65)*	8.9 (56)*	9.15 (42)*	8.0 (53.4)*	10.4	13	12	NA
4-Amino-2,6-dinitrotoluene	4.2 (45)*	6.4 (42)*	6.26 (33)*	5.9 (49.4)*	7.15	10.8	NA	NA

Notes:

* Concentrations measured in feed lot well clusters (installed May 1998 and December 1999) were often higher than other off-post locations and are shown in parentheses. All feedlot wells (10 total) were abandoned in 2013.

µg/L = micrograms per liter

HMX = octahydro-1,3,5,7-tetranitro-1,3,5,7-tetrazocine

NA = not analyzed

ND = not detected

OU = Operable Unit

RDX = hexahydro-1,3,5-trinitro-1,3,5-triazine

TNT = 2,4,6-trinitrotoluene

TABLE 5-5
SUMMARY OF VOCs AND TPH-DRO DETECTED AND LABORATORY MNA PARAMETERS, OU3 SHOP AREA MONITORING WELLS 2022 ANNUAL REPORT

FIELD ID		G0053-22A					G0069-22A					SAMW1-22A					SHGW02-22A					SHGW03-22A					SHGW04-22A				
SAMPLE DATE	MCLs[1]	5/18/2022					5/18/2022					5/18/2022					5/18/2022					5/18/2022					5/18/2022				
	(µg/L)	Result	Qual	DL	LOD	LOQ	Result	Qual	DL	LOD	LOQ	Result	Qual	DL	LOD	LOQ	Result	Qual	DL	LOD	LOQ	Result	Qual	DL	LOD	LOQ	Result	Qual	DL	LOD	LOQ
VOLATILE ORGANIC COMPOUNDS (USEPA Method 8260B) (µg/L)																															
1,1,1-Trichloroethane	200	<	U	0.16	0.4	1	<	U	0.16	0.4	1	<	U	0.16	0.4	1	<	U	0.16	0.4	1	<	U	0.16	0.4	1	<	U	0.16	0.4	1
1,1,2,2-Tetrachloroethane	NA	<	U	0.21	0.8	1	<	U	0.21	0.8	1	<	U	0.21	0.8	1	<	U	0.21	0.8	1	<	U	0.21	0.8	1	<	U	0.21	0.8	1
1,1,2-Trichloro-1,2,2-Trifluoroethane (Freon® 113)	NA	2.9	J	0.18	0.4	3	3.5		0.18	0.4	3	2.2	J	0.18	0.4	3	3.1		0.18	0.4	3	1.5	J	0.18	0.4	3	2.9	J	0.18	0.4	3
1,1,2-Trichloroethane	5	<	U	0.27	0.8	1	<	U	0.27	0.8	1	<	U	0.27	0.8	1	<	U	0.27	0.8	1	4.1		0.27	0.8	1	<	U	0.27	0.8	1
1,1-Dichloroethane	NA	<	U	0.22	0.8	1	<	U	0.22	0.8	1	<	U	0.22	0.8	1	<	U	0.22	0.8	1	<	U	0.22	0.8	1	<	U	0.22	0.8	1
1,1-Dichloroethene	7	<	U	0.23	0.8	1	<	U	0.23	0.8	1	<	U	0.23	0.8	1	<	U	0.23	0.8	1	<	U	0.23	0.8	1	<	U	0.23	0.8	1
1,2,3-Trichlorobenzene	NA	<	U	0.21	0.8	1	<	U	0.21	0.8	1	<	U	0.21	0.8	1	<	U	0.21	0.8	1	<	U	0.21	0.8	1	<	U	0.21	0.8	1
1,2,4-Trichlorobenzene	70	<	U	0.21	0.8	1	<	U	0.21	0.8	1	<	U	0.21	0.8	1	<	U	0.21	0.8	1	<	U	0.21	0.8	1	<	U	0.21	0.8	1
1,2-Dibromo-3-Chloropropane	0.2	<	U	0.47	1.6	5	<	U	0.47	1.6	5	<	U	0.47	1.6	5	<	U	0.47	1.6	5	<	U	0.47	1.6	5	<	U	0.47	1.6	5
1,2-Dibromoethane (EDB)	0.05	<	U	0.18	0.4	1	<	U	0.18	0.4	1	<	U	0.18	0.4	1	<	U	0.18	0.4	1	<	U	0.18	0.4	1	<	U	0.18	0.4	1
1,2-Dichlorobenzene	600	<	U	0.15	0.4	1	<	U	0.15	0.4	1	<	U	0.15	0.4	1	<	U	0.15	0.4	1	<	U	0.15	0.4	1	<	U	0.15	0.4	1
1,2-Dichloroethane	5	<	U	0.13	0.4	1	<	U	0.13	0.4	1	<	U	0.13	0.4	1	<	U	0.13	0.4	1	<	U	0.13	0.4	1	<	U	0.13	0.4	1
1,2-Dichloropropane	5	<	U	0.18	0.4	1	<	U	0.18	0.4	1	<	U	0.18	0.4	1	<	U	0.18	0.4	1	<	U	0.18	0.4	1	<	U	0.18	0.4	1
1,3-Dichlorobenzene	NA	<	U	0.13	0.4	1	<	U	0.13	0.4	1	<	U	0.13	0.4	1	<	U	0.13	0.4	1	<	U	0.13	0.4	1	<	U	0.13	0.4	1
1,4-Dichlorobenzene	75	<	U	0.16	0.4	1	<	U	0.16	0.4	1	<	U	0.16	0.4	1	<	U	0.16	0.4	1	<	U	0.16	0.4	1	<	U	0.16	0.4	1
2-Butanone (MEK)	NA	<	U	2	4	6	<	U	2	4	6	<	U	2	4	6	41		2	4	6	<	U	2	4	6	<	U	2	4	6
2-Hexanone	NA	<	U	1.7	4	5	<	U	1.7	4	5	<	U	1.7	4	5	60		1.7	4	5	<	U	1.7	4	5	<	U	1.7	4	5
4-Methyl-2-Pentanone (MIBK)	NA	<	U	0.98	3.2	5	<	U	0.98	3.2	5	<	U	0.98	3.2	5	<	U	0.98	3.2	5	<	U	0.98	3.2	5	<	U	0.98	3.2	5
Acetone	NA	<	U	1.9	6.4	10	<	U	1.9	6.4	10	<	U	1.9	6.4	10	40		1.9	6.4	10	<	U	1.9	6.4	10	3.8	J	1.9	6.4	10
Benzene	5	<	U	0.16	0.4	1	<	U	0.16	0.4	1	<	U	0.16	0.4	1	<	U	0.16	0.4	1	<	U	0.16	0.4	1	<	U	0.16	0.4	1
Bromochloromethane	NA	<	U	0.1	0.2	1	<	U	0.1	0.2	1	<	U	0.1	0.2	1	<	U	0.1	0.2	1	<	U	0.1	0.2	1	<	U	0.1	0.2	1
Bromodichloromethane	80	<	U	0.17	0.4	1	<	U	0.17	0.4	1	<	U	0.17	0.4	1	<	U	0.17	0.4	1	<	U	0.17	0.4	1	<	U	0.17	0.4	1
Bromoform	80	<	U	0.46	0.9	1	<	U	0.46	0.9	1	<	U	0.46	0.9	1	<	U	0.46	0.9	1	<	U	0.46	0.9	1	<	U	0.46	0.9	1
Bromomethane	NA	<	U	0.21	0.8	2	<	U	0.21	0.8	2	<	U	0.21	0.8	2	<	U	0.21	0.8	2	<	U	0.21	0.8	2	<	U	0.21	0.8	2
Carbon Disulfide	NA	<	U	0.17	0.8	2	<	U	0.17	0.8	2	<	U	0.17	0.8	2	<	U	0.17	0.8	2	<	U	0.17	0.8	2	<	U	0.17	0.8	2
Carbon Tetrachloride	5	<	U	0.19	0.4	2	<	U	0.19	0.4	2	<	U	0.19	0.4	2	<	U	0.19	0.4	2	<	U	0.19	0.4	2	<	U	0.19	0.4	2
Chlorobenzene	100	<	U	0.17	0.4	1	<	U	0.17	0.4	1	<	U	0.17	0.4	1	<	U	0.17	0.4	1	<	U	0.17	0.4	1	<	U	0.17	0.4	1
Chloroethane	NA	<	U	0.41	1.6	2	<	U	0.41	1.6	2	<	U	0.41	1.6	2	<	U	0.41	1.6	2	<	U	0.41	1.6	2	<	U	0.41	1.6	2
Chloroform	80	<	U	0.16	0.4	1	<	U	0.16	0.4	1	<	U	0.16	0.4	1	<	U	0.16	0.4	1	<	U	0.16	0.4	1	<	U	0.16	0.4	1
Chloromethane	NA	<	U	0.3	0.8	2	<	U	0.3	0.8	2	<	U	0.3	0.8	2	<	U	0.3	0.8	2	<	U	0.3	0.8	2	<	U	0.3	0.8	2
Cis-1,2-Dichloroethene	70	<	U	0.15	0.4	1	<	U	0.15	0.4	1	<	U	0.15	0.4	1	<	U	0.15	0.4	1	<	U	0.15	0.4	1	<	U	0.15	0.4	1
Cis-1,3-Dichloropropene	NA	<	U	0.16	0.4	1	<	U	0.16	0.4	1	<	U	0.16	0.4	1	<	U	0.16	0.4	1	<	U	0.16	0.4	1	<	U	0.16	0.4	1
Cyclohexane	NA	<	U	0.28	0.8	2	<	U	0.28	0.8	2	<	U	0.28	0.8	2	<	U	0.28	0.8	2	<	U	0.28	0.8	2	<	U	0.28	0.8	2

Notes:

Concentrations exceed MCLs

[1]TPH-DRO is screened against Nebraska PAL (Nebraska Department of Environmental Quality 2009).

< = less than LOQ
µg/L = micrograms per liter
DL = detection limit
ID = identification number
J= estimated
LOD = limit of detection
LOQ = limit of quantification
mg/L = milligrams per liter
MCL = maximum contaminant level
MNA = monitored natural attenuation
NA = not available
NS = not sampled
OU= Operable Unit
PAL = project action limit
Qual = qualifier
RSK = Robert S. Kerr Environmental Research Laboratory
TPH-DRO = total petroleum hydrocarbon-diesel range organic
U= nondetect
USEPA = United States Environmental Protection Agency
VOC = volatile organic compounds

TABLE 5-5
SUMMARY OF VOCs AND TPH-DRO DETECTED AND LABORATORY MNA PARAMETERS, OU3 SHOP AREA MONITORING WELLS 2022 ANNUAL REPORT

FIELD ID		G0053-22A					G0069-22A					SAMW1-22A					SHGW02-22A					SHGW03-22A					SHGW04-22A				
SAMPLE DATE	MCLs[1]	5/18/2022					5/18/2022					5/18/2022					5/18/2022					5/18/2022					5/18/2022				
	(µg/L)	Result	Qual	DL	LOD	LOQ	Result	Qual	DL	LOD	LOQ	Result	Qual	DL	LOD	LOQ	Result	Qual	DL	LOD	LOQ	Result	Qual	DL	LOD	LOQ	Result	Qual	DL	LOD	LOQ
Dibromochloromethane	80	<	U	0.17	0.4	1	<	U	0.17	0.4	1	<	U	0.17	0.4	1	<	U	0.17	0.4	1	<	U	0.17	0.4	1	<	U	0.17	0.4	1
Dichlorodifluoromethane	NA	<	U	0.31	0.8	2	<	U	0.31	0.8	2	<	U	0.31	0.8	2	<	U	0.31	0.8	2	<	U	0.31	0.8	2	<	U	0.31	0.8	2
Ethyl Benzene	700	<	U	0.16	0.4	1	<	U	0.16	0.4	1	<	U	0.16	0.4	1	<	U	0.16	0.4	1	0.33	J	0.16	0.4	1	<	U	0.16	0.4	1
Isopropylbenzene	NA	<	U	0.19	0.4	1	<	U	0.19	0.4	1	<	U	0.19	0.4	1	<	U	0.19	0.4	1	<	U	0.19	0.4	1	<	U	0.19	0.4	1
Methyl Acetate	NA	<	U	1.6	4	5	<	U	1.6	4	5	<	U	1.6	4	5	<	U	1.6	4	5	<	U	1.6	4	5	<	U	1.6	4	5
Methyl Cyclohexane	NA	<	U	0.1	0.4	2	<	U	0.1	0.4	2	<	U	0.1	0.4	2	<	U	0.1	0.4	2	<	U	0.1	0.4	2	<	U	0.1	0.4	2
Methyl Tert-Butyl Ether (Mtbe)	NA	<	U	0.25	0.8	5	<	U	0.25	0.8	5	<	U	0.25	0.8	5	<	U	0.25	0.8	5	<	U	0.25	0.8	5	<	U	0.25	0.8	5
Methylene Chloride	5	<	U	0.94	2	5	<	U	0.94	2	5	<	U	0.94	2	5	<	U	0.94	2	5	<	U	0.94	2	5	<	U	0.94	2	5
Styrene	100	<	U	0.36	0.8	1	<	U	0.36	0.8	1	<	U	0.36	0.8	1	<	U	0.36	0.8	1	<	U	0.36	0.8	1	<	U	0.36	0.8	1
Tetrachloroethylene (Pce)	5	<	U	0.2	0.4	1	<	U	0.2	0.4	1	<	U	0.2	0.4	1	<	U	0.2	0.4	1	<	U	0.2	0.4	1	<	U	0.2	0.4	1
Toluene	1000	<	U	0.17	0.4	1	<	U	0.17	0.4	1	<	U	0.17	0.4	1	<	U	0.17	0.4	1	<	U	0.17	0.4	1	<	U	0.17	0.4	1
Trans-1,2-Dichloroethene	100	<	U	0.15	0.4	1	<	U	0.15	0.4	1	<	U	0.15	0.4	1	<	U	0.15	0.4	1	<	U	0.15	0.4	1	<	U	0.15	0.4	1
Trans-1,3-Dichloropropene	NA	<	U	0.19	0.4	1	<	U	0.19	0.4	1	<	U	0.19	0.4	1	<	U	0.19	0.4	1	<	U	0.19	0.4	1	<	U	0.19	0.4	1
Trichloroethene	5	<	U	0.16	0.4	1	<	U	0.16	0.4	1	<	U	0.16	0.4	1	<	U	0.16	0.4	1	<	U	0.16	0.4	1	<	U	0.16	0.4	1
Trichlorofluoromethane	NA	<	U	0.29	0.8	2	<	U	0.29	0.8	2	<	U	0.29	0.8	2	<	U	0.29	0.8	2	<	U	0.29	0.8	2	<	U	0.29	0.8	2
Vinyl Chloride	2	<	U	0.1	0.3	1.5	<	U	0.1	0.2	1.5	<	U	0.1	0.2	1.5	<	U	0.1	0.2	1.5	<	U	0.1	0.2	1.5	<	U	0.1	0.2	1.5
Xylenes, Total	10000	<	U	0.19	0.8	1	<	U	0.19	0.8	1	<	U	0.19	0.8	1	<	U	0.19	0.8	1	0.4	J	0.19	0.8	1	0.62	J	0.19	0.8	1
TOTAL PETROLEUM HYDROCARBONS (SM Method 8015B) (mg/L)																															
Diesel Range Organics	10	NS					3.4		0.031	0.12	0.24	NS					NS					0.32		0.031	0.11	0.24	7.2		0.031	0.11	0.24
LABORATORY MNA PARAMETERS																															
Nitrate/Nitrite USEPA 353.2 (mg/L)		13		0.22	0.25	0.5	0.18		0.044	0.05	0.1	0.54		0.044	0.05	0.1	0.46		0.044	0.05	0.1	3.7		0.044	0.05	0.1	<	U	0.044	0.05	0.1
Sulfate USEPA 9056A (mg/L)		50		1	2.5	5	32		1	2.5	5	26		5.2	13	25	21		5.2	13	25	31		5.2	13	25	54		1	2.5	5
Alkalinity SM 2320B (mg/L)		140		3.1	6.4	10	100		3.1	6.4	10	140		3.1	6.4	10	210		3.1	6.4	10	160		3.1	6.4	10	220		3.1	6.4	10
Methane RSK-175 (µg/L)		1.6	J	0.63	1.3	5	2.3	J	0.63	1.3	5	64		0.63	1.3	5	8500		0.63	1.3	5	270		0.63	1.3	5	250		0.63	1.3	5
Ethane RSK-175 (µg/L)		<	U	0.57	1.5	5	<	U	0.57	1.5	5	<	U	0.57	1.5	5	<	U	0.57	1.5	5	<	U	0.57	1.5	5	<	U	0.57	1.5	5
Ethene RSK-175 (µg/L)		<	U	0.4	1.4	5	<	U	0.4	1.4	5	<	U	0.4	1.4	5	<	U	0.4	1.4	5	<	U	0.4	1.4	5	<	U	0.4	1.4	5

Notes:

Concentrations exceed MCLs

[1]TPH-DRO is screened against Nebraska PAL (Nebraska Department of Environmental Quality 2009).

< = less than LOQ
µg/L = micrograms per liter
DL = detection limit
ID = identification number
J= estimated
LOD = limit of detection
LOQ = limit of quantification
mg/L = milligrams per liter
MCL = maximum contaminant level
MNA = monitored natural attenuation
NA = not available
NS = not sampled
OU= Operable Unit
PAL = project action limit
Qual = qualifier
RSK = Robert S. Kerr Environmental Research Laboratory
TPH-DRO = total petroleum hydrocarbon-diesel range organic
U= nondetect
USEPA = United States Environmental Protection Agency
VOC = volatile organic compounds

TABLE 5-6
SUMMARY OF OU1 ON-POST WATER QUALITY PARAMETERS, WELLS OUTSIDE RAO TREATMENT AREAS
2022 ANNUAL REPORT

Well Number	ORP (mV)							DO (mg/L)							Nitrate/Nitrite (mg/L)							Ammonia (mg/L)						
	Aug-16	Mar-17	Mar-18	Jun-19	Jun-20	May-21	May-22	Aug-16	Mar-17	Mar-18	Jun-19	Jun-20	May-21	May-22	Aug-16	Mar-17	Mar-18	Jun-19	Jun-20	May-21	May-22	Aug-16	Mar-17	Mar-18	Jun-19	Jun-20	May-21	May-22
Shallow Wells																												
G0024	132.8	119.0	56.8	101.8	119.0	221.4	131.9	9.01	4.70	6.15	8.09	7.26	5.07	3.05	21	39	55	8.8	26	7.8	11.0	ND	ND	ND	ND	ND	ND	ND
G0044	-182.6	70.7	98.5	207.8	196.0	202.0	196.4	3.59	4.45	2.89	2.36	5.79	6.25	4.44	1.8	3.0	5.9	9.4	2.60	8.9	23.0	ND	ND	ND	ND	ND	ND	ND
G0067	82.9	73.1	142.4	101.6	90.0	178.5	201.1	5.53	6.27	6.09	7.19	5.33	4.63	4.28	11	12	15	22	12	15	20	ND	0.033	ND	ND	ND	ND	1.8
G0091	93.8	134.7	59.9	168.8	105.0	94.3	99	5.57	4.79	2.77	2.11	6.55	4.74	3.71	48	49	45	35	40	38	32	ND	ND	ND	ND	ND	ND	ND
PZ005	53.1	-50.1	-2.7	208.0	91.0	67.7	175.1	1.68	2.68	0.80	0.25	4.83	1.64	0.24	2.7	1.4	6.0	0.44	11	8.5	5.9	ND	ND	ND	0.05	0.024	ND	0.037
PZ007	2.3	-6.1	180.5	52.7	70.0	-16.5	-25.0	2.22	3.25	1.31	1.89	4.56	3.73	1.18	0.66	0.42	ND	0.099	0.96	0.80	0.59	0.028	0.047	0.11	0.077	0.042	0.04	0.074
PZ009	25.6	-7.5	130.9	81.1	98.0	123.4	140.6	1.07	2.46	0.72	2.18	0.17	0.99	0.78	0.43	0.80	3.6	4.2	5.8	8.1	12.0	0.039	ND	ND	ND	0.035	ND	ND
PZ019	171.9	136.8	141.8	287.2	112.0	145.8	154.5	9.18	7.19	7.54	9.76	10.83	8.36	8.76	74	48	43	40	34	36	42	ND	ND	ND	ND	ND	ND	ND
PZ020	64.4	81.1	21.7	68.6	104.0	92.8	169.1	4.34	2.86	1.73	3.65	7.07	2.77	0.59	35	28	29	42	38	13	15	ND	ND	ND	ND	0.032	ND	ND
Shallow-Intermediate Wells																												
G0077	104.7	102.3	48.3	73.2	115.0	165.7	191.1	1.10	1.53	2.30	3.63	2.67	1.55	3.11	19	25	32	31	13	9.0	12.0	ND	ND	ND	ND	0.052	ND	ND
G0086	35.8	79.6	133.2	49.7	111.0	186.9	203.2	0.30	0.23	0.27	0.24	1.14	0.13	0.14	3.8	2.9	5.40	3.4	6.5	5.4	5.2	ND	ND	ND	0.029	0.025	ND	0.053
G0087	86.8	136.4	90.4	37.2	111.0	121.2	170.4	0.63	0.87	0.08	0.21	0.40	0.25	0.19	0.32	1.6	0.98	0.22	2.7	8.2	6.8	ND	ND	ND	ND	0.032	ND	ND
G0092	105.8	117.7	66.2	102.3	103.0	15.0	36.9	2.15	0.50	0.25	0.31	0.41	0.06	0.13	2.7	2.8	2.4	ND	0.18	ND	ND	ND	ND	ND	ND	0.031	ND	ND
Intermediate Wells																												
G0078	-21.4	99.4	11.7	25.8	68.0	-21.5	-27.1	0.29	0.42	0.12	0.29	0.31	0.08	0.15	ND	ND	ND	ND	ND	ND	ND	ND	0.07	ND	0.44	0.46	0.29	0.16
Deep Wells																												
G0070	30.0	138.1	70.2	114.4	120.0	176.3	15.2	1.48	0.48	0.42	2.76	1.40	5.09	0.31	ND	ND	ND	ND	ND	ND	ND	0.027	0.057	0.027	0.043	0.039	ND	0.067

Notes:
µg/L = micrograms per liter
DO = dissolved oxygen
DOC = dissolved organic carbon
mg/L = milligrams per liter
mS/cm = milliSiemens per centimeter
mV = millivolts
ND = nondetect
NS = not sampled
ORP = oxidation/reduction potential
OU = Operable Unit
PZ = piezometer
RAO = Remedial Action Operation
TKN = total Kjeldahl nitrogen

TABLE 5-6
SUMMARY OF OU1 ON-POST WATER QUALITY PARAMETERS, WELLS OUTSIDE RAO TREATMENT AREAS
2022 ANNUAL REPORT

Well Number	TKN (mg/L)							DOC (mg/L)							Carbon Dioxide (mg/L)							Methane (µg/L)						
	Aug-16	Mar-17	Mar-18	Jun-19	Jun-20	May-21	May-22	Aug-16	Mar-17	Mar-18	Jun-19	Jun-20	May-21	May-22	Aug-16	Mar-17	Mar-18	Jun-19	Jun-20	May-21	May-22	Aug-16	Mar-17	Mar-18	Jun-19	Jun-20	May-21	May-22
Shallow Wells																												
G0024	ND	ND	ND	ND	ND	ND	ND	5.4	7.5	8.2	3.5	5.5	3.3	3.6	67	151	151	124	129	98	44	ND	ND	ND	ND	ND	ND	ND
G0044	0.19	ND	ND	ND	ND	ND	ND	3.4	4.5	20	5.1	2.5	4.9	7.5	173	222	222	231	191	218	276	ND	ND	ND	ND	ND	ND	ND
G0067	ND	ND	ND	ND	ND	ND	ND	2.8	3.2	2.9	3.3	2.5	3.0	4.6	102	102	102	89	98	111	120	0.91	ND	0.33	ND	1.4	ND	ND
G0091	ND	ND	ND	ND	ND	ND	ND	3.4	3.5	3.6	3.2	3.8	3.1	3.3	138	142	142	147	124	120	120	ND	ND	ND	ND	ND	ND	ND
PZ005	ND	ND	ND	ND	0.81	ND	ND	6.8	5.1	7.3	5.5	8.9	7.7	9.1	253	249	249	262	276	280	267	ND	0.40	9.1	0.88	ND	ND	ND
PZ007	0.39	ND	ND	ND	0.71	ND	ND	3.5	3.3	5.3	4.7	3.1	3.2	4.2	178	182	182	196	182	173	169	0.41	0.51	1.1	0.70	ND	ND	ND
PZ009	ND	ND	ND	ND	ND	ND	ND	4.1	4.5	4.8	4.8	5.8	5.8	6.8	209	227	227	218	222	231	231	2.1	0.42	ND	ND	ND	ND	ND
PZ019	ND	ND	ND	ND	ND	ND	ND	2.2	2.5	2.1	2.0	2.0	2.0	2.1	19	28	28	27	33	58	53	ND	ND	ND	ND	ND	ND	ND
PZ020	ND	ND	ND	ND	ND	ND	ND	4.8	4.0	3.5	4.5	6.4	3.5	3.6	138	133	133	138	138	142	138	0.52	1.3	ND	ND	ND	0.79	ND
Shallow-Intermediate Wells																												
G0077	ND	ND	ND	ND	ND	ND	ND	3.8	4.1	4.8	5.1	3.6	4.4	4.7	133	142	142	147	116	138	151	120	8.1	7.7	ND	ND	530	3300
G0086	ND	ND	ND	ND	ND	ND	ND	2.4	2.4	2.6	2.5	3.6	3.0	3.3	107	111	111	107	124	138	133	180	220	9.5	72	22	14	31
G0087	0.29	ND	ND	ND	1.1	ND	ND	2.5	2.5	2.7	2.6	2.9	2.8	3.1	93	107	107	107	138	129	129	17	3.70	0.92	ND	ND	ND	ND
G0092	ND	ND	ND	ND	ND	ND	ND	2.7	2.7	2.7	2.6	2.9	2.7	3.4	156	151	151	151	156	160	147	0.96	1.0	9.3	0.95	18	3.60	39.00
Intermediate Wells																												
G0078	1.7	ND	1.7	ND	ND	0.7	ND	2.5	2.5	2.5	2.9	3.8	2.9	3.1	151	151	151	160	178	142	147	170	150	170	280	130	130	230
Deep Wells																												
G0070	ND	ND	ND	ND	ND	ND	ND	1.0	1.3	1.0	0.86	1.0	1.1	1.0	89	89	89	93	89	98	98	0.69	0.61	0.69	ND	ND	ND	ND

Notes:
µg/L = micrograms per liter
DO = dissolved oxygen
DOC = dissolved organic carbon
mg/L = milligrams per liter
mS/cm = milliSiemens per centimeter
mV = millivolts
ND = nondetect
NS = not sampled
ORP = oxidation/reduction potential
OU = Operable Unit
PZ = piezometer
RAO = Remedial Action Operation
TKN = total Kjeldahl nitrogen

TABLE 5-6
SUMMARY OF OU1 ON-POST WATER QUALITY PARAMETERS, WELLS OUTSIDE RAO TREATMENT AREAS
2022 ANNUAL REPORT

Well Number	Alkalinity (mg/L)							Ferrous Iron (mg/L)							Sulfate (mg/L)							Sulfide (mg/L)						
	Aug-16	Mar-17	Mar-18	Jun-19	Jun-20	May-21	May-22	Aug-16	Mar-17	Mar-18	Jun-19	Jun-20	May-21	May-22	Aug-16	Mar-17	Mar-18	Jun-19	Jun-20	May-21	May-22	Aug-16	Mar-17	Mar-18	Jun-19	Jun-20	May-21	May-22
Shallow Wells																												
G0024	150	340	280	67	290	220	100	0.07	0.04	0.38	0.02	1.26	0.04	0.05	97	190	190	14	150	54	64	ND	ND	ND	ND	ND	ND	ND
G0044	390	500	520	590	430	490	620	0.28	ND	0.44	ND	0.08	ND	0.01	300	600	570	650	170	700	790	ND	0.8	ND	ND	ND	2.4	ND
G0067	230	230	200	180	220	250	270	0.02	0.18	ND	ND	0.49	ND	0.12	76	72	80	65	110	120	150	ND	ND	17	ND	ND	0.8	ND
G0091	310	320	330	360	280	270	270	NS	ND	ND	0.04	0.28	0.02	0.04	130	150	180	220	190	200	190	ND	ND	0.8	ND	ND	0.8	ND
PZ005	570	560	590	470	620	280	600	0.64	0.28	0.96	ND	0.13	0.36	0.00	1100	880	1200	1300	1400	1400	1500	ND	ND	ND	ND	ND	0.8	ND
PZ007	400	410	440	430	410	390	380	0.46	1.04	2.17	1.72	0.90	0.45	0.23	680	480	1200	930	580	510	850	ND	ND	0.8	ND	ND	ND	ND
PZ009	470	510	490	500	500	520	520	0.11	0.2	1.29	0.05	0.06	0.54	ND	350	370	460	530	620	740	770	ND	ND	ND	ND	ND	ND	ND
PZ019	43	64	61	83	75	130	120	ND	0.03	0.27	0.27	0.23	0.05	0.27	46	53	61	63	58	79	85	ND	0.8	ND	ND	ND	0.8	ND
PZ020	310	300	310	290	310	320	310	0.09	ND	0.40	0.11	0.91	ND	ND	150	130	101	1770	190	150	140	ND	ND	ND	ND	ND	0.8	ND
Shallow-Intermediate Wells																												
G0077	300	320	330	260	260	310	340	ND	0.04	0.24	0.04	1.28	ND	0.05	110	130	150	280	99	140	150	ND	ND	ND	ND	0.8	0.8	ND
G0086	240	250	240	290	280	310	300	ND	ND	0.07	ND	0.16	0.02	0.02	130	130	140	160	130	180	190	ND	ND	ND	ND	ND	ND	ND
G0087	210	240	240	280	310	290	290	0.10	0.32	0.09	ND	0.16	ND	0.31	56	75	94	120	110	110	140	ND	ND	ND	ND	0.8	ND	0.8	ND
G0092	350	340	340	380	350	360	330	0.02	0.10	ND	0.22	0.22	0.12	0.15	270	260	270	320	330	350	410	ND	ND	ND	ND	ND	0.8	ND
Intermediate Wells																												
G0078	340	340	360	400	340	320	330	0.62	0.43	0.83	0.53	1.11	1.09	1.31	260	270	260	250	250	270	240	ND	ND	ND	ND	ND	0.8	ND
Deep Wells																												
G0070	200	200	210	220	200	220	220	ND	0.11	ND	1.18	0.32	ND	0.36	33	32	37	190	39	44	43	ND	ND	ND	ND	ND	ND	ND

Notes:
µg/L = micrograms per liter
DO = dissolved oxygen
DOC = dissolved organic carbon
mg/L = milligrams per liter
mS/cm = milliSiemens per centimeter
mV = millivolts
ND = nondetect
NS = not sampled
ORP = oxidation/reduction potential
OU = Operable Unit
PZ = piezometer
RAO = Remedial Action Operation
TKN = total Kjeldahl nitrogen

TABLE 5-6
SUMMARY OF OU1 ON-POST WATER QUALITY PARAMETERS, WELLS OUTSIDE RAO TREATMENT AREAS
2022 ANNUAL REPORT

Well Number	pH							Specific Conductance (mS/cm)						
	Aug-16	Mar-17	Mar-18	Jun-19	Jun-20	May-21	May-22	Aug-16	Mar-17	Mar-18	Jun-19	Jun-20	May-21	May-22
Shallow Wells														
G0024	6.68	6.87	6.19	6.42	6.71	6.74	5.93	0.576	1.201	0.949	0.226	1.170	0.613	0.351
G0044	6.99	6.95	6.78	6.90	6.63	7.11	7.08	0.903	2.281	1.712	2.194	1.160	2.193	2.461
G0067	6.34	6.50	6.13	6.39	6.78	6.38	6.59	0.484	0.687	0.547	0.676	0.694	0.781	0.916
G0091	6.85	6.84	6.91	6.92	7.29	6.92	6.37	1.017	1.143	1.206	1.362	1.300	1.195	1.119
PZ005	6.78	6.88	6.91	6.97	7.20	7.02	7.02	2.085	2.575	3.125	2.692	3.250	3.630	3.213
PZ007	7.19	6.94	7.13	6.83	7.03	7.15	7.27	1.859	1.539	2.237	2.419	1.940	1.640	2.440
PZ009	6.89	7.01	7.14	6.69	5.84	7.05	7.00	1.143	1.663	1.570	1.809	2.000	2.140	2.207
PZ019	6.15	6.17	5.95	5.92	6.49	6.39	6.34	0.667	0.596	0.402	0.502	0.616	0.709	0.562
PZ020	6.82	6.79	6.58	6.73	6.86	6.91	6.70	0.807	0.947	0.796	1.047	1.350	1.003	0.604
Shallow-Intermediate Wells														
G0077	6.76	6.83	6.53	6.75	6.68	6.87	6.31	0.819	0.990	0.815	0.835	0.874	0.881	1.054
G0086	6.74	6.79	6.43	6.77	7.03	6.67	6.85	0.594	0.716	0.585	0.742	0.923	0.966	0.818
G0087	6.76	6.62	6.44	6.74	7.03	6.62	6.64	0.448	0.605	0.551	0.655	0.851	0.774	0.629
G0092	7.25	7.23	7.24	7.22	7.54	7.23	6.64	0.899	1.052	1.143	1.289	1.240	1.051	1.372
Intermediate Wells														
G0078	7.12	6.98	6.80	7.10	6.91	6.95	6.74	0.958	1.096	0.878	1.065	1.280	1.118	1.008
Deep Wells														
G0070	7.15	7.04	7.01	6.78	7.01	7.09	7.32	0.390	0.422	0.354	0.374	0.511	0.451	0.334

Notes:
µg/L = micrograms per liter
DO = dissolved oxygen
DOC = dissolved organic carbon
mg/L = milligrams per liter
mS/cm = milliSiemens per centimeter
mV = millivolts
ND = nondetect
NS = not sampled
ORP = oxidation/reduction potential
OU = Operable Unit
PZ = piezometer
RAO = Remedial Action Operation
TKN = total Kjeldahl nitrogen

TABLE 5-7
SUMMARY OF OU1 ON-POST WATER QUALITY PARAMETERS, WELLS INSIDE RAO TREATMENT AREAS
2022 ANNUAL REPORT

Well Number	ORP (mV)								DO (mg/L)								Nitrate/Nitrite (mg/L)								Ammonia (mg/L)							
	Pre-Inj Avg 2001-2007	Aug-16	Mar-17	Mar-18	Jun-19	Jun-20	May-21	May-22	Pre-Inj Avg 2001-2007	Aug-16	Mar-17	Mar-18	Jun-19	Jun-20	May-21	May-22	Pre-Inj Avg 2001-2007	Aug-16	Mar-17	Mar-18	Jun-19	Jun-20	May-21	May-22	Pre-Inj Avg 2001-2007	Aug-16	Mar-17	Mar-18	Jun-19	Jun-20	May-21	May-22
Shallow Wells in RAO Treatment Areas																																
G0017	**102.0**	-293.4	-338.5	-309.2	-332.2	-335.0	-328.6	-112.6	**1.64**	0.69	1.77	0.34	0.76	0.38	0.01	0.01	**0.98**	0.23	ND	ND	ND	ND	ND	ND	**0.06**	0.14	0.18	0.13	ND	0.12	ND	0.062
G0022	**124.0**	109.5	157.3	141.4	67.6	64.0	18.2	39.9	**3.88**	0.46	0.40	0.73	1.79	2.07	0.10	0.03	**6.0**	13	18	18	12	8.8	5.3	7.5	**0.04**	ND	ND	ND	ND	ND	ND	0.89
G0023	**124.0**	-18.2	-64.8	-69.2	-76.9	-114.0	-85.8	-99.3	**1.54**	0.49	0.45	0.40	0.92	0.34	0.16	0.12	**5.2**	0.019	ND	ND	ND	ND	ND	ND	**0.56**	4.2	6.6	7.0	5.1	6.1	8.4	6.7
G0048	**118.0**	Dry	Dry	68.9	192.9	155.0	102.8	139.4	**6.84**	Dry	Dry	1.73	3.29	0.43	0.20	0.33	**8.0**	Dry	Dry	48	27	38	37	45	**0.07**	Dry	Dry	0.051	ND	0.085	0.29	0.15
G0066R	**126.0**	-65.9	-87.9	-34.7	-50.1	-74.0	-343.1	-68.6	**1.08**	0.39	0.58	0.38	1.57	0.77	0.01	0.01	**15**	ND	ND	ND	ND	1.9	0.20	ND	**4.68**	6.6	5.5	6.6	3.4	1.5	3.5	3.1
G0079	**89.0**	Dry	Dry	Dry	128.8	69.0	123.7	140.8	**3.16**	Dry	Dry	Dry	7.99	5.90	0.88	0.35	**7.8**	Dry	Dry	Dry	0.52	0.83	1.80	5.90	**0.05**	Dry	Dry	Dry	ND	0.065	ND	ND
G0083	**N/A**	111.8	137.9	156.6	5.5	76.0	218.6	144.5	**N/A**	0.44	0.23	0.16	1.36	0.37	0.21	0.05	**N/A**	0.96	0.041	ND	ND	ND	ND	0.09	**N/A**	2.4	3.7	1.0	1.77	2.4	1.7	2.5
G0084	**N/A**	-77.6	-95.6	-29.3	1.6	-97.0	-113.7	-92.6	**N/A**	0.45	1.58	0.47	0.32	0.39	0.02	0.01	**N/A**	ND	0.33	ND	3.6	0.33	0.42	ND	**N/A**	9.0	2.7	9.0	0.30	0.48	0.18	0.55
G0085	**N/A**	-62.5	-125.5	23.1	-75.6	-33.0	-77.6	-91.2	**N/A**	0.35	1.58	0.60	0.20	0.57	0.05	0.01	**N/A**	0.62	1.3	ND	ND	5.7	0.04	ND	**N/A**	3.2	1.9	1.6	0.60	0.66	0.30	0.46
G0093	**N/A**	-20.1	-27.8	65.1	-65.9	-38.0	-115.0	-73.4	**N/A**	0.26	1.30	0.09	0.19	0.38	0.22	0.08	**N/A**	3.7	1.5	3.3	ND	0.30	4.4	2.0	**N/A**	1.2	1.2	0.52	0.80	1.2	0.63	0.99
G0094	**N/A**	-30.6	9.7	27.7	-48.7	-28.0	-62.6	-3.2	**N/A**	0.52	0.45	0.50	0.16	0.64	0.02	0.01	**N/A**	0.41	2.6	5.7	5.3	1.0	ND	7.90	**N/A**	6.8	6.9	6.0	4.8	6.1	4.2	4.2
G0095	**N/A**	-59.6	-66.6	-108.7	-91.6	-118.0	-162.5	-123.1	**N/A**	0.49	0.49	0.79	1.28	0.48	0.05	0.01	**N/A**	ND	ND	ND	ND	0.41	0.38	ND	**N/A**	2.5	3.6	2.5	2.9	2.1	2.3	2.2
G0096	**N/A**	41.9	133.1	25.9	-57.3	65.0	-138.6	-20.3	**N/A**	0.32	0.50	0.54	0.39	0.61	0.02	0.01	**N/A**	27	16	12	24	25	6.8	5.9	**N/A**	0.25	0.1	0.26	0.45	0.19	4.3	1.2
G0097	**N/A**	12.7	172.8	-40.7	-86.1	-129.0	-196.8	-29.0	**N/A**	1.02	2.85	0.68	0.30	0.69	0.05	0.01	**N/A**	18	8.6	0.31	0.022	ND	0.03	ND	**N/A**	1.4	1.8	2.8	0.52	7.1	2.2	0.87
G0098	**N/A**	-55.5	-77.1	-68.1	92.3	-123.0	-175.3	-52.4	**N/A**	0.46	0.49	0.51	0.17	0.47	0.08	0.01	**N/A**	ND	ND	ND	11	ND	ND	ND	**N/A**	1.7	4.2	1.7	0.14	3.5	2.4	1.8
G0099	**N/A**	-5.6	-39.2	29.2	254.4	-53.0	49.6	142.1	**N/A**	0.37	0.96	0.46	3.06	0.55	0.06	0.03	**N/A**	3.0	0.56	5.3	39	2.9	5.8	4.6	**N/A**	3.2	3.0	2.9	0.57	2.2	0.63	0.72
G0100	**N/A**	-47.6	-61.5	-89.0	-57.5	-76.0	-197.8	-77.4	**N/A**	0.33	1.04	0.70	1.52	0.36	0.01	0.01	**N/A**	ND	ND	ND	ND	0.26	0.10	ND	**N/A**	3.8	9.0	3.8	7.7	2.8	6.7	2.7
G0101	**N/A**	16.2	19.6	-24.0	-63.1	25.0	-58.6	-49.5	**N/A**	0.25	0.56	0.52	1.24	0.48	0.04	0.08	**N/A**	22	15	9.5	0.21	0.13	ND	ND	**N/A**	1.4	1.1	0.41	0.37	1.2	0.82	2.1
G0102	**N/A**	-34.9	-2.4	-9.3	10.9	-60.0	-335.7	-274.6	**N/A**	1.31	0.39	0.62	0.41	0.43	0.01	0.01	**N/A**	ND	ND	ND	ND	3.9	0.32	ND	**N/A**	0.066	ND	0.064	0.072	0.072	3.50	0.27
G0103	**N/A**	-309.1	-265.3	-271.4	-318.6	-372.0	-379.3	-359.6	**N/A**	0.37	0.97	0.36	0.58	0.33	0.05	0.05	**N/A**	ND	ND	ND	ND	ND	ND	ND	**N/A**	6.7	8.7	6.7	3.4	1.7	0.22	4.4
G0104	**N/A**	-182.5	-265.1	-300.4	-198.8	-140.0	-146.4	-310.1	**N/A**	0.29	0.48	0.58	0.61	0.40	0.01	0.02	**N/A**	ND	ND	ND	ND	ND	ND	ND	**N/A**	1.4	1.2	1.4	0.83	0.34	0.43	0.39
G0105	**N/A**	-220.9	-52.7	-220.8	-79.1	-271.0	-128.7	-90.7	**N/A**	0.50	0.69	0.28	1.16	0.85	0.01	0.03	**N/A**	ND	ND	ND	ND	ND	ND	ND	**N/A**	4.1	3.5	4.1	1.4	0.94	0.65	0.51
G0106	**N/A**	20.2	30.6	-30.3	-15.7	-95.0	-17.3	-44.3	**N/A**	0.37	0.91	0.42	1.06	0.71	0.04	0.08	**N/A**	0.031	ND	ND	ND	0.69	0.03	ND	**N/A**	0.10	ND	0.08	0.074	0.096	0.05	0.11
G0107	**N/A**	-79.8	-35.2	-58.5	-22.6	-202.0	-99.0	-70.4	**N/A**	0.41	0.67	0.46	1.13	0.71	0.01	0.03	**N/A**	ND	ND	ND	ND	ND	ND	ND	**N/A**	0.62	0.37	0.62	0.17	0.25	0.17	0.16
G0108	**N/A**	-68.8	-71.9	-67.2	-102.5	-97.0	-114.0	-130.7	**N/A**	0.90	0.77	0.96	0.21	0.34	0.25	0.01	**N/A**	ND	ND	ND	0.021	ND	ND	ND	**N/A**	0.81	7.3	0.81	5.5	4.1	3.1	2.9
G0109	**N/A**	-34.7	-13.2	-46.3	-1.2	-118.0	-112.9	-65.3	**N/A**	0.36	0.58	0.58	1.57	1.62	0.07	0.01	**N/A**	2.4	ND	ND	1.8	ND	ND	0.080	**N/A**	1.3	1.9	1.7	0.48	0.58	0.56	0.37
G0110	**N/A**	-79.3	-67.3	-1.3	-61.2	-94.0	-89.5	-88.1	**N/A**	0.29	0.56	0.50	1.50	0.32	0.26	0.01	**N/A**	ND	ND	ND	0.18	ND	ND	0.43	**N/A**	1.8	4.6	1.8	6.3	6.60	5.9	2.8
G0111	**N/A**	-35.8	-77.6	-45.0	-58.9	14.0	-63.8	-26.9	**N/A**	0.50	0.68	0.69	0.15	0.86	0.04	0.01	**N/A**	0.18	ND	0.87	ND	14	6.5	0.1	**N/A**	0.91	0.54	0.59	2.1	0.39	0.33	0.44
G0112	**N/A**	39.2	-40.0	191.7	51.3	-46.0	-111.1	-16.2	**N/A**	0.36	0.86	0.73	0.80	0.39	0.02	0.01	**N/A**	8.3	0.055	4.0	29	ND	7.5	2.2	**N/A**	0.49	0.36	0.28	0.065	0.26	0.3	0.11
G0113	**N/A**	-98.4	-98.9	30.7	-54.4	-50.0	-212.2	-31.9	**N/A**	1.69	0.98	0.61	0.18	0.35	0.03	0.01	**N/A**	ND	ND	ND	ND	ND	ND	ND	**N/A**	11	1.7	11	0.66	1.4	0.98	0.72
G0114	**N/A**	-75.3	-53.7	110.9	-12.4	-96.0	-94.0	-90.6	**N/A**	0.23	0.70	0.45	1.53	0.47	0.32	0.01	**N/A**	0.29	ND	ND	1.50	ND	ND	ND	**N/A**	2.9	2.2	1.5	1.5	5.9	1.5	1.4
G0115	**N/A**	-72.1	-90.0	-92.7	-92.0	-138.0	-135.0	-57.0	**N/A**	0.39	3.29	0.62	0.22	0.63	0.05	0.05	**N/A**	ND	ND	ND	ND	ND	ND	ND	**N/A**	4.6	5.3	4.6	3.9	3.7	3.8	2.9
G0116	**N/A**	-4.6	-70.9	-68.9	-278.0	-296.0	-295.1	-266.3	**N/A**	3.21	3.20	1.50	0.23	0.44	0.03	0.05	**N/A**	ND	ND	ND	ND	ND	ND	ND	**N/A**	42	18	42	20	15	14	12
G0117	**N/A**	-105.9	-119.7	-100.5	-91.2	-168.0	-105.2	-100.1	**N/A**	0.64	1.35	0.47	1.40	0.60	0.13	0.01	**N/A**	ND	ND	ND	ND	ND	ND	ND	**N/A**	16	27	16	14	9.9	7.3	6.4
G0118	**N/A**	-64.1	-96.0	-61.3	-62.5	-104.0	-93.2	-100.9	**N/A**	0.70	0.77	0.96	1.97	0.38	0.31	0.01	**N/A**	ND	ND	ND	ND	ND	ND	ND	**N/A**	2.8	14	2.8	9.3	10	8.4	6.9
G0119	**N/A**	-97.3	-253.8	-92.1	-76.4	-148.0	-195.0	-77.4	**N/A**	0.68	1.67	0.29	1.05	0.53	0.04	0.02	**N/A**	ND	ND	ND	ND	ND	ND	ND	**N/A**	2.9	2.8	2.9	0.35	0.28	0.35	0.56
G0120	**N/A**	-69.6	-74.9	-97.8	8.5	-119.0	NS	NS	**N/A**	0.84	0.96	0.81	1.64	0.44	NS	NS	**N/A**	ND	ND	ND	ND	ND	NS	NS	**N/A**	20	20	20	15	16	NS	NS
G0121	**N/A**	N/A	-63.0	-97.8	-52.9	-80.0	-173.6	-219.5	**N/A**	N/A	0.58	0.81	1.24	0.50	0.08	0.01	**N/A**	N/A	0.31	ND	0.21	0.40	0.054	ND	**N/A**	N/A	4.3	20	3.0	3.7	24	8.6
G0122	**N/A**	N/A	N/A	N/A	N/A	-61.0	-341.4	-72.7	**N/A**	N/A	N/A	N/A	N/A	0.30	0.02	0.01	**N/A**	N/A	N/A	N/A	N/A	0.82	0.68	ND	**N/A**	N/A	N/A	N/A	N/A	1.9	3.3	4.7
G0123	**N/A**	N/A	N/A	N/A	N/A	45.0	-128.6	-106.0	**N/A**	N/A	N/A	N/A	N/A	0.31	0.05	0.01	**N/A**	N/A	N/A	N/A	N/A	0.31	ND	ND	**N/A**	N/A	N/A	N/A	N/A	0.24	1.9	1.2
PZ001	**-3.0**	3.0	18.0	52.3	79.7	90.0	-25.4	5.1	**0.93**	0.73	3.27	1.59	1.33	3.86	0.20	0.03	**1.4**	2.1	1.9	1.6	0.82	1.4	0.059	ND	**0.04**	0.032	0.025	0.033	0.026	0.029	ND	ND
PZ004	**-37.0**	31.5	12.1	1.5	51.9	84.0	-15.1	29.5	**0.62**	1.67	3.96	3.09	0.93	0.39	0.76	0.01	**0.30**	0.57	1.3	ND	0.94	0.39	1.4	0.1	**0.12**	0.076	0.080	0.071	0.085	0.049	ND	0.099
PZ010	**91.0**	-12.6	-185.2	-146.9	-1.4	70.0	-157.8	-63.5	**1.55**	2.50	3.23	1.07	2.38	0.87	0.82	0.01	**1.0**	6.7	0.74	9.70	6.1	7.6	7.2	6.1	**ND**	0.4	1.2	0.63	0.29	0.36	0.24	0.12
PZ011	**111.0**	-213.1	-110.6	-68.5	-97.9	-93.0	-151.3	-107.4	**0.13**	0.18	6.28	0.65	2.20	0.42	0.04	0.01	**1.4**	ND	ND	ND	ND	ND	ND	ND	**2.81**	5.5	8.3	5.5	9.1	6.2	8.5	8.7
PZ012	**89.0**	-278.1	-164.0	-82.0	-104.2	-72.0	-138.2	-109.2	**0.14**	0.19	0.56	0.59	0.24	0.37	0.02	0.01	**1.8**	ND	ND	ND	ND	0.81	ND	ND	**2.88**	9.9	9.7	9.9	7.0	2.6	2.8	7.8
PZ013	**91.0**	-54.0	-81.1	-106.7	-56.1	-51.0	-122.3	-68.1	**0.12**	1.02	5.79	0.44	1.10	0.42	0.09	0.06	**5.4**	ND	0.089	ND	8.3	2.4	5.6	5.7	**11.3**	1.3	2.0	1.3	1.6	2.1	1.4	1.9
PZ014	**57.0**	-58.7	-36.1	-18.2	-47.5	-76.0	-48.9	-107.6	**1.48**	0.30	0.68	0.28	0.20	0.80	0.34	0.13	**0.52**	1.8	1.1	ND	ND	ND	0.92	ND	**0.04**	0.055	ND	0.097	0.14	0.11	ND	0.49
PZ015	**130.0**	55.0	0.8	1.2	-35.3	-96.0	35.4	65.4	**0.73**	0.42	1.74	0.59	1.47	0.35	0.14	0.61	**7.0**	20	1.0	3.2	13	ND	12	9.4	**0.91**	0.43	0.87	0.97	1.1	1.2	0.67	0.3
PZ016	**125.0**	-23.9	6.2	12.2	144.9	70.0	121.9	88.0	**3.11**	0.32	1.23	1.08	0.33	0.36	0.17	0.07	**6.7**	0.30	0.91	0.81	5.00	2.7	7.9	8.3	**0.03**	0.59	0.47	0.36	0.14	0.21	ND	0.044
PZ017R	**127.0**	90.5	125.1	202.6	120.9	111.0	144.5	-10.0	**0.72**	4.52	1.69	3.79	5.92	3.44	0.03	0.04	**9.1**	36	49	48	52	30	24	2.5	**1.24**	0.024	0.031	0.022	ND	ND	0.03	0.72
PZ018	**118.0**	77.0	151.9	187.6	94.4	127.0	11.5	-15.5	**0.17**	0.96	0.38	0.76	0.33	9.26	0.01	0.01	**8.3**	27	21	25	ND	26	5	2.8	**1.04**	ND	0.025	0.085	0.32	ND	0.32	0.93

Notes:

Dry = well could not be sampled due to lack of water.
µg/L = micrograms per liter
Avg = average
DO = dissolved oxygen
DOC = dissolved organic carbon
mg/L = milligrams per liter
mS/cm = milliSiemens per centimeter
mV = millivolts
N/A = not applicable
ND = nondetect
NS = not sampled
ORP = oxidation/reduction potential
OU = Operable Unit
Pre-Inj. Avg = pre-injection average
PZ = piezometer
RAO = Remedial Action Operation
TKN = Total Kjeldahl Nitrogen

TABLE 5-7
SUMMARY OF OU1 ON-POST WATER QUALITY PARAMETERS, WELLS INSIDE RAO TREATMENT AREAS
2022 ANNUAL REPORT

Well Number	ORP (mV)								DO (mg/L)								Nitrate/Nitrite (mg/L)								Ammonia (mg/L)							
	Pre-Inj Avg 2001-2007	Aug-16	Mar-17	Mar-18	Jun-19	Jun-20	May-21	May-22	Pre-Inj Avg 2001-2007	Aug-16	Mar-17	Mar-18	Jun-19	Jun-20	May-21	May-22	Pre-Inj Avg 2001-2007	Aug-16	Mar-17	Mar-18	Jun-19	Jun-20	May-21	May-22	Pre-Inj Avg 2001-2007	Aug-16	Mar-17	Mar-18	Jun-19	Jun-20	May-21	May-22
Shallow-Intermediate Wells in RAO Treatment Areas																																
G0075	**99.0**	119.8	143.0	135.7	36.8	73.0	143.9	247.7	**0.34**	1.22	1.03	0.40	1.51	0.71	0.01	0.19	**4.4**	ND	ND	ND	0.49	2.4	3.3	6.2	**0.03**	0.024	0.044	0.024	0.056	0.062	ND	0.043
G0080	**N/A**	79.7	160.8	25.8	50.8	36.0	170.1	162.8	**N/A**	3.67	0.41	0.08	0.18	0.39	0.04	0.03	**N/A**	1.8	2.2	2.5	2.8	2.9	1.4	6.1	**N/A**	ND	0.049	0.59	0.064	0.83	1.3	4.3
G0081	**N/A**	77.3	153.2	145.8	174.2	52.0	204.1	3.5	**N/A**	0.36	0.38	0.22	1.63	0.59	0.39	0.04	**N/A**	1.3	0.2	ND	0.056	ND	3.6	0.13	**N/A**	0.59	0.47	0.27	0.23	0.31	ND	0.49
G0082	**N/A**	43.3	62.2	131.7	164.0	-12.0	105.6	102.1	**N/A**	0.20	0.44	0.06	1.40	0.47	0.13	0.00	**N/A**	2.3	1.4	0.47	1.9	0.46	2.8	1.7	**N/A**	0.08	0.082	0.028	0.022	0.11	0.19	0.064
G0088	**N/A**	47.5	156.2	91.0	81.5	73.0	247.9	182.9	**N/A**	0.28	0.39	0.09	0.27	0.50	0.01	0.07	**N/A**	3.8	3.1	4.1	0.35	1.20	0.81	1.40	**N/A**	0.025	ND	0.024	0.092	0.088	0.07	0.10
G0089	**N/A**	-221.7	38.8	145.4	91.5	89.0	127.3	201.9	**N/A**	0.19	0.54	0.07	0.35	0.35	0.01	0.02	**N/A**	3.6	5.2	4.8	2.0	0.88	1.5	4.6	**N/A**	0.12	0.12	0.12	0.09	0.16	0.11	0.13
G0090	**N/A**	47.1	44.9	142.0	65.9	103.0	191.9	NS	**N/A**	5.11	0.48	0.13	0.53	1.76	1.24	NS	**N/A**	7.6	4.2	1.2	2.9	3.1	5.1	NS	**N/A**	ND	0.036	ND	ND	0.026	ND	NS
Intermediate Wells in RAO Treatment Areas																																
G0045	**79.0**	-91.9	-112.8	174.4	161.7	-123.0	-268.5	-89.7	**0.13**	0.55	1.47	0.59	0.55	0.38	0.03	0.01	**0.02**	0.042	ND	ND	ND	ND	ND	ND	**5.53**	3.6	3.6	3.1	3.9	3.4	2.1	1.6
G0049	**103.0**	-58.3	-72.9	-41.6	-47.5	-86.0	-109.7	-70.4	**0.14**	0.26	0.36	0.43	1.19	0.34	0.07	0.29	**0.04**	ND	ND	ND	ND	ND	ND	0.051	**0.39**	2.0	1.4	2.0	1.5	1.2	1.5	1.0
G0076	**-53.0**	-30.9	12.6	69.3	31.1	-27.0	-10.4	-41.3	**0.11**	0.61	0.25	0.08	1.71	0.56	0.01	0.12	**0.01**	ND	ND	ND	ND	ND	ND	ND	**1.67**	0.37	0.40	0.37	0.87	1.4	1.6	4.4

Notes:

Dry = well could not be sampled due to lack of water.
µg/L = micrograms per liter
Avg = average
DO = dissolved oxygen
DOC = dissolved organic carbon
mg/L = milligrams per liter
mS/cm = milliSiemens per centimeter
mV = millivolts
N/A = not applicable
ND = nondetect
NS = not sampled
ORP = oxidation/reduction potential
OU = Operable Unit
Pre-Inj. Avg = pre-injection average
PZ = piezometer
RAO = Remedial Action Operation
TKN = Total Kjeldahl Nitrogen

TABLE 5-7
SUMMARY OF OU1 ON-POST WATER QUALITY PARAMETERS, WELLS INSIDE RAO TREATMENT AREAS
2022 ANNUAL REPORT

Well Number	TKN (mg/L)								DOC (mg/L)								Carbon Dioxide (mg/L)								Methane (µg/L)							
	Pre-Inj Avg 2001-2007	Aug-16	Mar-17	Mar-18	Jun-19	Jun-20	May-21	May-22	Pre-Inj Avg 2001-2007	Aug-16	Mar-17	Mar-18	Jun-19	Jun-20	May-21	May-22	Pre-Inj Avg 2001-2007	Aug-16	Mar-17	Mar-18	Jun-19	Jun-20	May-21	May-22	Pre-Inj Avg 2001-2007	Aug-16	Mar-17	Mar-18	Jun-19	Jun-20	May-21	May-22
Shallow Wells in RAO Treatment Areas																																
G0017	**0.40**	0.63	1.1	ND	ND	0.83	0.71	ND	**3.6**	6.6	5.5	5.1	7.7	7.1	7.6	5.5	**164**	200	218	222	213	182	196	204	**0.1**	9600	13000	8200	5400	8500	1500	2800
G0022	**0.37**	ND	ND	ND	ND	ND	ND	ND	**1.4**	3.1	3.1	2.7	2.6	3.0	3.2	3.9	**93**	133	142	129	151	147	147	156	**ND**	220	150	44	ND	ND	6100	4300
G0023	**0.82**	6.6	7.6	10	7.1	5.7	5.6	7.6	**1.8**	16	13	8.6	6.1	4.6	4.9	7.4	**85**	231	213	160	147	116	160	178	**ND**	26000	21000	20000	4300	9900	7400	12000
G0048	**0.20**	Dry	Dry	ND	ND	ND	ND	ND	**1.3**	Dry	Dry	3.3	1.8	4.9	3.0	5.5	**73**	Dry	Dry	62	23	76	62	142	**ND**	Dry	Dry	300	1400	3400	2200	84
G0066R	**7.70**	9.9	5.8	4.6	1.2	2.2	4.9	3.6	**2.1**	300	6.6	4.8	5.8	5.4	13	7.2	**132**	356	249	249	276	262	284	267	**0.6**	19000	20000	13000	5000	6000	4000	3600
G0079	**0.06**	Dry	Dry	Dry	ND	ND	0.83	ND	**1.8**	Dry	Dry	Dry	3.2	6.0	5.0	4.3	**108**	Dry	Dry	Dry	30	138	138	138	**ND**	Dry	Dry	Dry	ND	ND	ND	ND
G0083	**N/A**	2.1	3.8	1.4	2.2	2.8	1.8	1.7	**N/A**	2.5	3.3	3.5	4.3	5.2	4.2	4.1	**N/A**	142	164	204	258	240	218	187	**N/A**	6.4	37	44	80	46	130	110
G0084	**N/A**	14	4.2	1.5	0.88	1.1	0.97	1.10	**N/A**	150	6.7	5.1	4.5	5.4	4.4	4.8	**N/A**	178	156	187	204	182	200	156	**N/A**	17000	19000	18000	6600	12000	8300	9600
G0085	**N/A**	4.3	2.8	2.0	1.1	0.89	0.82	0.81	**N/A**	30	5.8	5.1	4.2	4.0	4.1	4.5	**N/A**	204	169	196	200	178	169	147	**N/A**	19000	18000	12000	3400	4600	6500	4600
G0093	**N/A**	5.7	ND	1.0	1.0	1.5	ND	1.60	**N/A**	110	4.5	4.9	3.8	5.4	4.0	4.4	**N/A**	93	142	133	138	156	147	147	**N/A**	6000	22000	20000	9400	5800	3500	3900
G0094	**N/A**	7.9	9.6	8.7	8.7	6.9	2.5	4.9	**N/A**	9.5	6.2	8.9	7.2	5.8	6.5	7.0	**N/A**	102	120	133	142	129	151	129	**N/A**	20000	20000	23000	12000	19000	13000	14000
G0095	**N/A**	3.4	4.6	4.0	4.3	ND	3.9	3.7	**N/A**	6.3	8.2	8.2	7.7	12	12	12	**N/A**	218	244	280	298	324	356	347	**N/A**	19000	17000	19000	14000	6900	10000	16000
G0096	**N/A**	ND	ND	ND	ND	ND	6.1	2.1	**N/A**	6.1	4.2	3.6	3.2	4.4	46	7	**N/A**	107	133	120	124	124	218	178	**N/A**	8000	7300	5200	4300	5100	5900	13000
G0097	**N/A**	3.5	3.9	7.2	9.1	16	5.3	2.3	**N/A**	20	15	35	50	78	18	12	**N/A**	160	182	293	302	382	276	244	**N/A**	12000	13000	20000	9300	33000	10000	5900
G0098	**N/A**	2.9	6.3	5.9	1.8	3.8	3.7	3.2	**N/A**	8.1	11	9.2	3.7	6.8	8.6	9.8	**N/A**	147	160	160	44	142	200	173	**N/A**	20000	24000	21000	2000	13000	12000	11000
G0099	**N/A**	3.2	4.0	4.2	ND	3.4	1.3	0.89	**N/A**	5.6	6.9	4.8	3.5	4.2	4.8	5	**N/A**	98	107	98	62	107	116	116	**N/A**	11000	14000	12000	2300	6500	610	730
G0100	**N/A**	4.8	11	14	12	3.0	7.9	4.4	**N/A**	6.3	16	18	15	8.0	12	9.8	**N/A**	276	249	271	329	267	360	320	**N/A**	13000	19000	28000	14000	16000	11000	17000
G0101	**N/A**	1.2	2.1	2.5	0.94	2.1	2.2	4	**N/A**	10	10	15	9.1	10	8.5	14	**N/A**	ND	369	391	271	338	338	369	**N/A**	14000	10000	9200	9400	5500	3900	13000
G0102	**N/A**	0.32	ND	ND	ND	ND	ND	0.77	**N/A**	4.0	ND	4.0	3.8	3.9	88	4.9	**N/A**	178	182	196	187	191	191	200	**N/A**	2.6	2.8	3.1	1.6	1.8	120	1800
G0103	**N/A**	8.7	12	7.4	4.1	2.1	2.7	5.8	**N/A**	260	420	240	230	88	86	61	**N/A**	218	262	262	298	204	204	316	**N/A**	24	45	68	130	72	120	1100
G0104	**N/A**	1.6	1.8	1.7	0.94	ND	1.1	1.1	**N/A**	6.5	5.0	8.0	4.5	5.0	5.1	7.3	**N/A**	244	204	240	209	209	222	258	**N/A**	3100	1200	3800	2000	1600	950	350
G0105	**N/A**	4.8	3.7	3.4	1.9	1.7	1.2	1.0	**N/A**	8.5	5.7	6.6	5.9	4.3	4.2	5.0	**N/A**	324	249	293	258	213	204	204	**N/A**	1700	830	470	670	2400	840	1000
G0106	**N/A**	0.78	ND	ND	ND	1.1	ND	0.72	**N/A**	3.8	ND	3.9	3.9	3.9	4.0	4.8	**N/A**	182	191	173	187	169	196	191	**N/A**	35	3.7	3.7	3.4	3.8	2.0	1.9
G0107	**N/A**	1.4	ND	1.4	ND	0.83	0.74	ND	**N/A**	5.1	4.6	4.3	4.4	4.1	4.4	5.5	**N/A**	240	204	187	200	173	200	187	**N/A**	7300	8300	NS	5600	130	200	640
G0108	**N/A**	3.0	9.2	8.5	7.6	5.5	4.8	4.8	**N/A**	17	16	9.3	7.9	7.6	12	14	**N/A**	187	200	196	173	138	249	311	**N/A**	18000	23000	25000	16000	33000	16000	15000
G0109	**N/A**	1.5	2.3	2.5	0.91	0.77	0.97	ND	**N/A**	3.6	4.7	3.5	3.7	1.8	2.9	3.1	**N/A**	89	107	120	133	107	120	107	**N/A**	14000	14000	8000	2000	3000	630	230
G0110	**N/A**	2.9	8.0	9.3	ND	8.0	8.1	3.9	**N/A**	11	21	16	15	13	9.6	8.9	**N/A**	258	302	258	262	258	324	218	**N/A**	17000	22000	24000	11000	20000	13000	11000
G0111	**N/A**	2.4	1.6	1.5	2.8	ND	1.9	2.5	**N/A**	7.1	5.7	6.6	8.5	7.9	8.2	13	**N/A**	289	253	267	324	320	404	400	**N/A**	12000	16000	18000	9800	3800	3400	8300
G0112	**N/A**	0.44	ND	ND	ND	ND	ND	1.50	**N/A**	3.4	3.4	2.8	2.4	3.3	3.9	7.8	**N/A**	93	93	98	76	102	116	151	**N/A**	11000	14000	9600	1300	5900	1900	5900
G0113	**N/A**	19	3.2	2.9	1.4	2.8	1.7	1.2	**N/A**	150	7.7	6.4	5.0	3.9	4.7	4.6	**N/A**	#REF!	160	147	151	102	133	107	**N/A**	21000	21000	21000	6100	22000	11000	7600
G0114	**N/A**	3.4	3.0	2.3	1.2	5.9	1.9	1.8	**N/A**	17	5.2	3.6	3.1	3.1	3.7	3.7	**N/A**	142	116	102	102	93	124	120	**N/A**	18000	22000	21000	6300	9700	5500	3900
G0115	**N/A**	8.1	8.8	7.1	5.1	4.3	4.2	3.8	**N/A**	14	13	17	18	16	10	8.8	**N/A**	338	333	324	436	347	364	311	**N/A**	23000	25000	28000	13000	23000	11000	14000
G0116	**N/A**	63	34	26	24	15	18	14	**N/A**	560	110	47	33	23	16	17	**N/A**	302	360	427	444	400	489	444	**N/A**	13000	21000	30000	17000	29000	9900	19000
G0117	**N/A**	19	33	20	16	9.0	8.2	8.7	**N/A**	13	27	21	18	13	11	10	**N/A**	356	444	436	444	422	436	396	**N/A**	25000	25000	33000	15000	28000	15000	17000
G0118	**N/A**	7.1	19	22	19	16	13	9.7	**N/A**	26	64	30	57	44	22	18	**N/A**	356	489	373	489	378	342	271	**N/A**	14000	19000	18000	8100	22000	15000	15000
G0119	**N/A**	7.3	3.1	2.3	ND	ND	1.1	1.3	**N/A**	250	6.3	5.7	5.2	5.4	4.7	5.7	**N/A**	404	244	209	231	231	213	236	**N/A**	15000	16000	16000	7100	10000	2100	980
G0120	**N/A**	23	27	26	17	15	NS	NS	**N/A**	31	44	31	26	25	NS	NS	**N/A**	444	444	440	431	369	NS	NS	**N/A**	21000	23000	24000	13000	26000	NS	NS
G0121	**N/A**	N/A	9.1	5.8	2.4	4.4	44	14	**N/A**	N/A	59	12	8.1	8.0	650	29	**N/A**	N/A	382	280	240	222	293	284	**N/A**	N/A	20000	20000	8600	10000	10000	19000
G0122	**N/A**	N/A	N/A	N/A	N/A	3.0	5.6	6.4	**N/A**	N/A	N/A	N/A	N/A	7.0	32	14	**N/A**	N/A	N/A	N/A	N/A	258	489	329	**N/A**	N/A	N/A	N/A	N/A	8500	11000	18000
G0123	**N/A**	N/A	N/A	N/A	N/A	0.84	3.5	2.4	**N/A**	N/A	N/A	N/A	N/A	5.6	9.4	6.5	**N/A**	N/A	N/A	N/A	N/A	231	338	276	**N/A**	N/A	N/A	N/A	N/A	15000	18000	18000
PZ001	**0.09**	0.27	ND	0.61	ND	0.74	0.85	ND	**5.8**	6.3	6.3	6.7	6.2	5.6	6.6	6.7	**205**	249	249	236	236	222	231	227	**0.1**	75	13	7.8	1.6	ND	ND	ND
PZ004	**0.13**	0.19	ND	ND	ND	ND	0.81	ND	**3.9**	6.5	5.8	6.7	6.2	5.4	6.2	7.2	**198**	244	227	222	244	218	227	191	**0.1**	160	94	16	0.84	10	1.0	ND
PZ010	**0.29**	0.79	2.9	9.6	ND	ND	0.84	ND	**3.2**	3.5	4.4	4.1	5.4	5.7	6.3	9	**166**	209	231	280	151	213	231	231	**ND**	5500	10000	6000	1700	2200	1700	4900
PZ011	**3.29**	5.8	12	15	10	4.5	13	10	**2.3**	12	24	5.1	14	11	11	16	**140**	413	400	347	364	329	360	364	**0.2**	17000	19000	28000	17000	23000	12000	21000
PZ012	**3.80**	12	12	11	7.5	4.6	5.2	9.5	**2.3**	24	18	13	13	10	9	13	**136**	489	409	320	391	391	347	333	**0.1**	22000	23000	22000	14000	12000	6300	19000
PZ013	**10.13**	3.8	4.2	7.4	2.3	2.7	2.1	0.9	**4.8**	13	13	12	7.1	9.8	7.4	8.6	**148**	444	489	444	338	347	396	360	**0.2**	14000	17000	20000	4000	6300	3900	9300
PZ014	**0.09**	0.77	ND	1.6	ND	ND	0.95	1.5	**1.5**	6.4	5.7	4.2	4.5	5.3	5.5	7.8	**163**	338	302	196	196	209	258	262	**0.1**	1300	1500	870	580	270	790	7800
PZ015	**1.13**	ND	1.6	1.5	0.69	3.3	ND	ND	**1.9**	4.8	3.9	4.0	4.5	4.1	3.8	3.7	**75**	80	111	107	124	129	93	93	**ND**	6300	7600	5500	4100	6100	550	57
PZ016	**0.34**	0.91	1.0	0.73	ND	ND	ND	ND	**1.8**	5.1	3.5	2.8	2.7	2.5	3.9	4.6	**81**	124	138	133	151	142	142	142	**ND**	4500	2800	NS	660	710	190	170
PZ017R	**1.66**	ND	ND	ND	ND	ND	ND	2.3	**2.6**	2.6	3.0	3.3	3.1	5.1	4.2	8.9	**97**	67	58	67	62	84	84	236	**1.3**	410	300	370	19	1800	6500	19000
PZ018	**1.02**	ND	ND	ND	ND	ND	2.4	3	**1.9**	3.3	3.0	3.1	2.8	4.0	11	13	**92**	93	98	89	107	43	43	173	**0.5**	2100	1800	1100	510	ND	7900	15000

Notes:

Dry = well could not be sample due to lack of water.
µg/L = micrograms per liter
Avg = average
DO = dissolved oxygen
DOC = dissolved organic carbo
mg/L = milligrams per liter
mS/cm = milliSiemens per centimeter
mV = millivolts
N/A = not applicable
ND = nondetect
NS = not sampled
NS = not sampled
ORP = oxidation/reduction potential
OU = Operable Unit
Pre-Inj. Avg = pre-injection average
PZ = piezometer
RAO = Remedial Action Operation
TKN = Total Kjeldahl Nitrogen

TABLE 5-7
SUMMARY OF OU1 ON-POST WATER QUALITY PARAMETERS, WELLS INSIDE RAO TREATMENT AREAS
2022 ANNUAL REPORT

Well Number	TKN (mg/L)								DOC (mg/L)								Carbon Dioxide (mg/L)								Methane (µg/L)							
	Pre-Inj Avg 2001-2007	Aug-16	Mar-17	Mar-18	Jun-19	Jun-20	May-21	May-22	Pre-Inj Avg 2001-2007	Aug-16	Mar-17	Mar-18	Jun-19	Jun-20	May-21	May-22	Pre-Inj Avg 2001-2007	Aug-16	Mar-17	Mar-18	Jun-19	Jun-20	May-21	May-22	Pre-Inj Avg 2001-2007	Aug-16	Mar-17	Mar-18	Jun-19	Jun-20	May-21	May-22
Shallow-Intermediate Wells in RAO Treatment Areas																																
G0075	**0.37**	ND	ND	ND	ND	ND	ND	ND	**1.60**	2.6	2.5	2.5	3.2	3.4	2.7	2.9	**88**	116	116	120	196	160	129	120	**3.3**	990	310	170	150	ND	ND	14
G0080	**N/A**	0.23	ND	7.5	ND	0.97	2.1	2	**N/A**	3.2	2.2	2.4	2.6	2.8	8.3	3.2	**N/A**	84	116	138	133	138	120	164	**N/A**	8.9	24	35	2.5	8.8	1.1	7
G0081	**N/A**	0.77	ND	ND	1.2	1.1	ND	ND	**N/A**	5.6	6.8	10	8.6	6.6	3.6	6	**N/A**	178	169	204	169	124	124	142	**N/A**	11000	7300	9200	2900	1100	76	1400
G0082	**N/A**	ND	ND	0.99	ND	ND	0.96	ND	**N/A**	4.0	4.4	4.1	3.0	4.0	4.9	3.9	**N/A**	133	147	129	102	116	164	133	**N/A**	2900	3100	2900	200	460	850	590
G0088	**N/A**	ND	ND	ND	ND	ND	ND	ND	**N/A**	2.7	2.4	2.4	2.7	2.5	3.2	2.9	**N/A**	116	129	129	142	124	133	133	**N/A**	140	70	290	40	2.9	11	13
G0089	**N/A**	1.0	ND	0.85	0.80	1.4	0.84	ND	**N/A**	5.8	4.8	5.7	5.2	5.8	4.5	5	**N/A**	169	160	173	169	147	164	142	**N/A**	6400	6100	9400	4900	3400	2100	1300
G0090	**N/A**	ND	ND	1.1	ND	ND	ND	NS	**N/A**	3.2	4.4	4.4	3.8	3.6	3.5	NS	**N/A**	120	147	133	138	124	138	NS	**N/A**	580	790	870	69	ND	17	NS
Intermediate Wells in RAO Treatment Areas																																
G0045	**6.17**	2.6	3.6	4.6	4.0	3.3	2.0	2.0	**3.8**	5.1	5.6	5.2	5.5	5.1	6.0	5.7	**172**	182	187	182	196	187	209	200	**1.3**	2.0	3.0	3.3	1.7	2.8	0.79	1.20
G0049	**0.41**	2.2	1.9	1.4	1.3	1.4	1.7	1.6	**1.4**	3.2	3.9	2.9	2.8	2.9	3.2	5.9	**106**	133	151	138	133	129	138	169	**ND**	360	3000	8.8	3.6	2.3	3.3	780.0
G0076	**1.90**	0.44	ND	ND	1.1	1.3	1.8	2.8	**1.0**	2.8	3.2	2.8	2.8	3.3	3.4	3	**105**	133	142	151	147	142	164	169	**0.4**	83	94	110	310	180	210	450

Notes:

Dry = well could not be sample due to lack of water.
µg/L = micrograms per liter
Avg = average
DO = dissolved oxygen
DOC = dissolved organic carbo
mg/L = milligrams per liter
mS/cm = milliSiemens per centimeter
mV = millivolts
N/A = not applicable
ND = nondetect
NS = not sampled
ORP = oxidation/reduction potential
OU = Operable Unit
Pre-Inj. Avg = pre-injection average
PZ = piezometer
RAO = Remedial Action Operation
TKN = Total Kjeldahl Nitrogen

TABLE 5-7
SUMMARY OF OU1 ON-POST WATER QUALITY PARAMETERS, WELLS INSIDE RAO TREATMENT AREAS
2022 ANNUAL REPORT

Well Number	Alkalinity (mg/L)								Ferrous Iron (mg/L)								Sulfate (mg/L)								Sulfide (mg/L)							
	Pre-Inj Avg 2001-2007	Aug-16	Mar-17	Mar-18	Jun-19	Jun-20	May-21	May-22	Pre-Inj Avg 2001-2007	Aug-16	Mar-17	Mar-18	Jun-19	Jun-20	May-21	May-22	Pre-Inj Avg 2001-2007	Aug-16	Mar-17	Mar-18	Jun-19	Jun-20	May-21	May-22	Pre-Inj Avg 2001-2007	Aug-16	Mar-17	Mar-18	Jun-19	Jun-20	May-21	May-22
Shallow Wells in RAO Treatment Areas																																
G0017	**374**	450	490	500	480	410	440	460	**0.14**	0.27	ND	1.61	0.60	0.81	0.59	0.16	**471**	350	190	330	380	340	540	250	**ND**	14	13	8.8	8.0	8.0	6.4	3.2
G0022	**213**	300	320	290	340	330	330	350	**0.10**	0.07	0.04	ND	0.03	0.26	0.35	0.33	**30**	64	72	72	89	110	130	140	**ND**	ND	ND	13	ND	0.8	0.8	ND
G0023	**194**	520	480	360	330	260	360	400	**0.09**	7.15	3.25	4.90	13.00	>15	8.25	0.42	**50**	23	11	53	65	110	82	66	**0.20**	ND	ND	ND	ND	ND	1.6	ND
G0048	**167**	Dry	Dry	140	51	170	140	320	**0.26**	Dry	Dry	1.88	0.06	1.25	0.12	0.27	**40**	Dry	Dry	79	56	130	62	150	**0.80**	Dry	Dry	ND	ND	ND	0.8	ND
G0066R	**299**	800	560	560	620	590	640	600	**0.37**	16.0	0.9	3.44	3.16	2.52	2.15	2.01	**37**	32	210	310	530	530	450	530	**0.20**	ND	2.4	ND	ND	ND	2.4	ND
G0079	**239**	Dry	Dry	Dry	67	310	310	310	**0.21**	Dry	Dry	Dry	0.06	0.25	0.03	0.19	**33**	Dry	Dry	Dry	15	48	50	58	**0.70**	Dry	Dry	Dry	ND	ND	ND	ND
G0083	**N/A**	320	370	460	580	540	490	420	**N/A**	0.05	ND	ND	0.08	0.85	ND	ND	**N/A**	150	260	220	200	200	280	250	**N/A**	ND	ND	ND	ND	ND	0.8	ND
G0084	**N/A**	400	350	420	460	410	450	350	**N/A**	2.62	0.84	5.06	1.81	7.92	2.72	1.33	**N/A**	23	40	41	73	120	100	96	**N/A**	ND	1.2	ND	ND	0.8	0.8	ND
G0085	**N/A**	460	380	440	450	400	380	330	**N/A**	3.27	2.32	6.12	3.07	1.70	3.54	2.56	**N/A**	62	100	130	200	210	190	270	**N/A**	ND	1.2	ND	ND	ND	3.2	ND
G0093	**N/A**	210	320	300	310	350	330	330	**N/A**	1.93	3.03	3.28	4.76	11.64	2.13	2.47	**N/A**	31	37	62	84	140	110	130	**N/A**	ND	ND	ND	ND	ND	0.8	ND
G0094	**N/A**	230	270	300	320	290	340	290	**N/A**	2.67	3.09	6.10	9.36	12.20	4.98	2.18	**N/A**	49	65	45	72	59	89	110	**N/A**	ND	ND	ND	ND	ND	0.8	ND
G0095	**N/A**	490	550	630	670	730	800	780	**N/A**	7.25	1.68	4.88	13.00	>15	1.20	1.90	**N/A**	93	110	190	360	340	530	520	**N/A**	ND	1.2	ND	ND	ND	0.8	ND
G0096	**N/A**	240	300	270	280	280	490	400	**N/A**	0.08	0.03	ND	ND	1.26	1.09	2.93	**N/A**	49	56	43	71	85	72	110	**N/A**	0.8	1.2	ND	ND	ND	0.8	ND
G0097	**N/A**	360	410	660	680	860	620	550	**N/A**	5.2	ND	1.43	13.00	>15	9.06	1.96	**N/A**	100	85	70	57	38	130	120	**N/A**	ND	ND	ND	ND	ND	0.8	ND
G0098	**N/A**	330	360	360	100	320	450	390	**N/A**	12.9	1.97	2.68	0.67	>15	8.88	2.08	**N/A**	21	22	47	100	73	65	110	**N/A**	ND	ND	ND	ND	ND	0.8	ND
G0099	**N/A**	220	240	220	140	240	260	260	**N/A**	2.28	3.12	3.28	0.45	>15	2.34	0.53	**N/A**	30	32	49	72	66	95	130	**N/A**	ND	ND	ND	ND	0.8	0.8	ND
G0100	**N/A**	620	560	610	740	600	810	720	**N/A**	10.2	0.92	1.40	2.97	11.40	1.66	2.54	**N/A**	20	40	86	150	290	270	470	**N/A**	ND	1.6	ND	ND	ND	2.4	ND
G0101	**N/A**	ND	830	880	610	760	760	830	**N/A**	1.92	1.95	1.62	5.98	0.85	1.67	2.72	**N/A**	370	380	260	510	560	530	290	**N/A**	ND	1.2	ND	ND	0.8	1.6	ND
G0102	**N/A**	400	410	440	420	430	770	450	**N/A**	2.13	2.24	1.79	2.30	2.95	1.86	2.10	**N/A**	1100	1100	1100	1100	1100	740	1300	**N/A**	ND	ND	ND	ND	ND	4.8	ND
G0103	**N/A**	490	590	590	670	460	580	710	**N/A**	2.15	3.3	2.09	0.54	1.74	0.56	0.78	**N/A**	670	410	610	490	820	970	890	**N/A**	11	40	25	31	24	34	45
G0104	**N/A**	550	460	540	470	470	500	580	**N/A**	1.38	1.22	2.43	2.73	7.28	2.37	5.30	**N/A**	920	960	1200	1000	820	950	960	**N/A**	1.6	3.6	8.8	ND	ND	ND	3.2
G0105	**N/A**	730	560	660	580	480	460	460	**N/A**	1.29	0.7	1.65	3.13	3.48	1.50	2.49	**N/A**	840	960	1000	870	1100	1200	1300	**N/A**	ND	ND	2.4	ND	ND	ND	ND
G0106	**N/A**	410	430	390	420	380	440	430	**N/A**	1.5	1.32	2.27	2.56	0.77	0.63	2.27	**N/A**	9400	950	1100	1000	1100	1200	1400	**N/A**	ND	0.8	ND	ND	ND	0.8	ND
G0107	**N/A**	540	460	420	450	390	450	420	**N/A**	1.9	1.81	1.44	2.00	2.40	2.36	0.86	**N/A**	9200	1100	1100	1000	1100	1200	1400	**N/A**	ND	ND	ND	ND	ND	ND	ND
G0108	**N/A**	420	450	440	390	310	560	700	**N/A**	2.69	1.19	2.31	13.00	>15	10.00	2.22	**N/A**	0.8	3.8	4.6	5.6	24	13	92	**N/A**	15	ND	0.8	ND	ND	ND	ND
G0109	**N/A**	200	240	270	300	240	270	240	**N/A**	3.12	3.2	2.28	8.92	12.48	6.30	2.94	**N/A**	77	89	72	99	110	120	120	**N/A**	ND	ND	ND	ND	0.8	2.4	ND
G0110	**N/A**	580	680	580	590	580	730	490	**N/A**	6.5	2.34	1.44	13.00	>15	8.64	2.38	**N/A**	23	4	10	17	15	42	110	**N/A**	ND	ND	13	ND	ND	0.8	ND
G0111	**N/A**	650	570	600	730	720	910	900	**N/A**	7.8	1.30	5.22	4.50	0.38	1.79	2.46	**N/A**	56	54	160	150	370	200	190	**N/A**	ND	ND	0.8	ND	ND	1.6	ND
G0112	**N/A**	210	210	220	170	230	260	340	**N/A**	1.19	1.39	2.45	ND	7.80	1.04	2.64	**N/A**	63	71	110	61	110	100	100	**N/A**	1.1	ND	ND	ND	ND	0.8	ND
G0113	**N/A**	660	360	330	340	230	300	240	**N/A**	15.8	1.92	4.76	5.42	11.68	5.66	3.19	**N/A**	11	28	37	63	77	100	170	**N/A**	ND	1.2	ND	ND	ND	2.4	ND
G0114	**N/A**	320	260	230	230	210	280	270	**N/A**	7.58	3.2	4.32	12.92	>15	6.12	2.84	**N/A**	33	64	78	80	80	72	81	**N/A**	ND	ND	ND	ND	ND	0.8	ND
G0115	**N/A**	760	750	730	980	780	820	700	**N/A**	13.9	0.09	13.16	5.96	>15	1.67	0.46	**N/A**	98	140	180	200	300	420	490	**N/A**	ND	ND	ND	ND	ND	0.8	ND
G0116	**N/A**	680	810	960	1000	900	1100	1000	**N/A**	NS	NS	3.30	1.81	1.80	3.02	3.05	**N/A**	12	11.0	35	110	250	240	250	**N/A**	ND	0.8	ND	1.6	ND	1.6	ND
G0117	**N/A**	800	1000	980	1000	950	980	890	**N/A**	15.0	2.32	3.30	13.00	5.64	2.56	3.96	**N/A**	130	170	280	240	400	350	380	**N/A**	ND	ND	ND	ND	ND	1.6	ND
G0118	**N/A**	800	1100	840	1100	850	770	610	**N/A**	10.65	15.00	4.18	13.00	3.28	10.40	2.20	**N/A**	13	ND	4.4	3.2	ND	43	50	**N/A**	ND	ND	ND	ND	ND	ND	ND
G0119	**N/A**	910	550	470	520	520	480	530	**N/A**	8.40	0.68	3.44	5.72	7.04	1.62	0.44	**N/A**	31	490	600	660	700	680	740	**N/A**	ND	6.4	ND	ND	ND	0.8	ND
G0120	**N/A**	1000	1000	990	970	830	NS	NS	**N/A**	11.5	2.53	2.23	5.16	>15	NS	NS	**N/A**	110	48	160	190	260	NS	NS	**N/A**	ND	0.8	ND	ND	ND	NS	NS
G0121	**N/A**	N/A	860	630	540	500	660	640	**N/A**	N/A	3.06	2.23	4.84	8.08	2.88	1.39	**N/A**	N/A	42	400	500	570	45	290	**N/A**	N/A	ND	ND	ND	ND	4.8	2.4
G0122	**N/A**	N/A	N/A	N/A	N/A	580	1100	740	**N/A**	N/A	N/A	N/A	N/A	7.80	2.79	2.20	**N/A**	N/A	N/A	N/A	N/A	700	360	690	**N/A**	N/A	N/A	N/A	N/A	ND	4.8	ND
G0123	**N/A**	N/A	N/A	N/A	N/A	520	760	620	**N/A**	N/A	N/A	N/A	N/A	0.88	5.12	0.98	**N/A**	N/A	N/A	N/A	N/A	490	230	410	**N/A**	N/A	N/A	N/A	N/A	ND	ND	ND
PZ001	**428**	560	560	530	530	500	520	510	**0.32**	0.53	0.5	1.03	0.13	0.11	0.43	0.35	**605**	1100	1000	1100	1200	980	1300	1300	**ND**	ND	ND	ND	ND	ND	2.4	ND
PZ004	**451**	550	510	500	550	490	510	430	**0.70**	0.30	0.63	1.12	0.15	0.30	0.19	0.22	**601**	960	930	1100	1100	970	1200	1200	**0.30**	ND	ND	ND	ND	ND	0.8	ND
PZ010	**375**	470	520	630	340	480	520	520	**0.11**	0.81	1.01	1.13	0.94	0.40	0.69	0.31	**193**	140	320	290	200	410	680	890	**0.50**	ND	2.0	ND	0.8	ND	0.8	ND
PZ011	**316**	930	900	780	820	740	810	820	**0.13**	6.14	1.05	6.36	8.48	8.08	2.18	2.59	**178**	98	120	230	320	350	480	500	**0.20**	ND	ND	ND	ND	ND	0.8	ND
PZ012	**311**	1100	920	720	880	630	780	750	**0.11**	5.58	1.7	3.22	6.22	3.92	2.40	3.14	**101**	130	230	230	390	360	450	470	**0.20**	ND	1.2	ND	ND	ND	0.8	ND
PZ013	**338**	1000	1100	1000	760	780	890	810	**0.09**	2.33	2.37	1.68	2.24	4.32	1.20	0.33	**142**	170	280	210	210	280	310	340	**0.7**	ND	0.8	ND	ND	ND	1.6	ND
PZ014	**370**	760	680	440	440	470	580	590	**0.09**	1.61	1.3	0.82	0.87	1.30	2.87	4.98	**123**	580	350	380	400	480	420	490	**ND**	ND	ND	ND	ND	ND	1.6	ND
PZ015	**169**	180	250	240	280	290	210	210	**0.11**	0.57	2.94	3.94	9.08	>15	4.06	1.56	**33**	82	65	72	53	96	77	100	**ND**	ND	ND	ND	ND	ND	0.8	ND	ND
PZ016	**183**	280	310	300	340	320	350	320	**0.18**	1.59	0.86	0.48	ND	0.35	0.13	0.44	**43**	110	80	74	89	110	91	120	**ND**	ND	ND	24	ND	ND	0.8	ND
PZ017R	**220**	150	130	150	140	190	280	530	**0.02**	ND	0.04	0.22	0.32	0.42	0.27	1.99	**42**	53	55	69	64	62	81	56	**0.2**	ND	ND	ND	ND	ND	ND	ND
PZ018	**208**	210	220	200	240	96	360	390	**0.16**	ND	ND	0.25	0.24	0.42	6.30	2.55	**37**	64	76	93	110	67	53	39	**0.2**	ND	ND	ND	ND	ND	ND	ND

Notes:

Dry = well could not be sample due to lack of water.
µg/L = micrograms per liter
Avg = average
DO = dissolved oxygen
DOC = dissolved organic carbo
mg/L = milligrams per liter
mS/cm = milliSiemens per centimeter
mV = millivolts
N/A = not applicable
ND = nondetect
NS = not sampled
NS = not sampled
ORP = oxidation/reduction potential
OU = Operable Unit
Pre-Inj. Avg = pre-injection average
PZ = piezometer
RAO = Remedial Action Operation
TKN = Total Kjeldahl Nitrogen

TABLE 5-7
SUMMARY OF OU1 ON-POST WATER QUALITY PARAMETERS, WELLS INSIDE RAO TREATMENT AREAS
2022 ANNUAL REPORT

Well Number	Alkalinity (mg/L)								Ferrous Iron (mg/L)								Sulfate (mg/L)								Sulfide (mg/L)							
	Pre-Inj Avg 2001-2007	Aug-16	Mar-17	Mar-18	Jun-19	Jun-20	May-21	May-22	Pre-Inj Avg 2001-2007	Aug-16	Mar-17	Mar-18	Jun-19	Jun-20	May-21	May-22	Pre-Inj Avg 2001-2007	Aug-16	Mar-17	Mar-18	Jun-19	Jun-20	May-21	May-22	Pre-Inj Avg 2001-2007	Aug-16	Mar-17	Mar-18	Jun-19	Jun-20	May-21	May-22
Shallow-Intermediate Wells in RAO Treatment Areas																																
G0075	**200**	260	260	270	440	360	290	270	**0.18**	ND	ND	ND	ND	0.25	0.10	0.19	**44**	120	130	180	120	150	190	190	**ND**	ND	0.8	ND	ND	ND	ND	ND
G0080	**N/A**	190	260	310	300	310	270	370	**N/A**	0.11	ND	0.33	ND	0.78	ND	0.05	**N/A**	110	90	100	84	87	100	97	**N/A**	ND	ND	ND	ND	ND	0.8	ND
G0081	**N/A**	400	380	460	380	280	280	320	**N/A**	ND	ND	0.44	0.33	0.71	0.04	1.62	**N/A**	57	85	50	120	190	140	170	**N/A**	ND	ND	ND	ND	ND	ND	ND
G0082	**N/A**	300	330	290	230	260	370	300	**N/A**	0.04	0.41	ND	0.15	0.10	ND	0.18	**N/A**	93	120	120	82	130	99	170	**N/A**	ND	ND	ND	ND	ND	ND	ND
G0088	**N/A**	260	290	290	320	280	300	300	**N/A**	0.26	0.01	ND	ND	0.28	ND	0.34	**N/A**	130	140	140	210	190	260	280	**N/A**	ND	ND	ND	ND	0.8	ND	ND
G0089	**N/A**	380	360	390	380	330	370	320	**N/A**	0.19	0.27	ND	0.41	0.41	0.11	0.06	**N/A**	66	72	69	83	110	100	110	**N/A**	ND	ND	ND	ND	0.8	ND	ND
G0090	**N/A**	270	330	300	310	280	310	NS	**N/A**	0.09	ND	ND	0.03	1.22	0.85	NS	**N/A**	75	110	110	130	120	150	NS	**N/A**	ND	ND	ND	ND	ND	ND	NS
Intermediate Wells in RAO Treatment Areas																																
G0045	**391**	410	420	410	440	420	470	450	**0.15**	0.67	ND	1.08	0.20	0.90	0.65	0.12	**695**	1100	1100	1100	1000	1200	1300	1200	**ND**	ND	ND	ND	ND	ND	0.8	ND
G0049	**242**	300	340	310	300	290	310	380	**0.11**	0.54	1	3.11	0.74	1.15	0.81	1.83	**87**	260	220	320	320	370	400	290	**0.20**	ND	ND	0.8	ND	ND	0.8	ND
G0076	**232**	300	320	340	330	320	370	380	**0.71**	1.11	1.11	1.03	1.85	0.25	2.42	2.36	**56**	210	240	290	280	310	320	310	**ND**	ND	ND	ND	ND	ND	ND	ND

Notes:

Dry = well could not be sample due to lack of water.
µg/L = micrograms per liter
Avg = average
DO = dissolved oxygen
DOC = dissolved organic carbo
mg/L = milligrams per liter
mS/cm = milliSiemens per centimeter
mV = millivolts
N/A = not applicable
ND = nondetect
NS = not sampled
ORP = oxidation/reduction potential
OU = Operable Unit
Pre-Inj. Avg = pre-injection average
PZ = piezometer
RAO = Remedial Action Operation
TKN = Total Kjeldahl Nitrogen

TABLE 5-7
SUMMARY OF OU1 ON-POST WATER QUALITY PARAMETERS, WELLS INSIDE RAO TREATMENT AREAS
2022 ANNUAL REPORT

Well Number	pH								Specific Conductance (mS/cm)							
	Pre-Inj Avg 2001-2007	Aug-16	Mar-17	Mar-18	Jun-19	Jun-20	May-21	May-22	Pre-Inj Avg 2001-2007	Aug-16	Mar-17	Mar-18	Jun-19	Jun-20	May-21	May-22
Shallow Wells in RAO Treatment Areas																
G0017	**7.10**	6.86	7.01	7.14	6.97	7.08	7.21	7.29	**1.440**	0.999	1.230	1.470	1.436	1.610	1.850	1.196
G0022	**6.96**	6.39	6.81	6.49	6.78	7.25	6.68	6.85	**0.484**	0.698	0.782	0.646	0.824	0.862	0.940	0.682
G0023	**6.86**	6.24	6.38	6.28	5.96	6.45	6.39	6.42	**0.516**	0.737	0.965	0.750	0.798	0.882	0.857	0.780
G0048	**6.93**	Dry	Dry	5.90	5.40	6.13	6.35	6.58	**0.422**	Dry	Dry	0.645	0.449	0.969	0.671	0.895
G0066R	**6.89**	6.05	6.49	6.56	6.59	7.01	6.51	6.69	**0.710**	1.411	1.416	1.283	1.771	1.830	1.810	1.784
G0079	**6.99**	Dry	Dry	Dry	6.11	6.63	6.51	6.83	**0.532**	Dry	Dry	Dry	0.174	0.706	0.666	0.556
G0083	**N/A**	6.77	6.83	6.45	6.53	6.67	6.71	6.39	**N/A**	0.755	1.128	0.949	0.982	1.500	1.319	1.213
G0084	**N/A**	6.00	6.51	6.44	6.67	6.97	6.54	6.82	**N/A**	0.932	0.808	0.696	0.905	0.975	1.060	0.793
G0085	**N/A**	6.44	6.61	6.53	6.80	7.06	6.94	7.06	**N/A**	0.702	0.982	0.924	1.247	1.170	1.195	1.116
G0093	**N/A**	5.98	6.07	6.27	6.53	6.46	6.60	6.86	**N/A**	0.404	0.655	0.575	0.765	1.060	0.800	0.776
G0094	**N/A**	5.92	6.05	6.01	6.29	6.04	6.13	6.10	**N/A**	0.438	0.739	0.576	0.782	0.791	1.080	0.796
G0095	**N/A**	6.54	6.42	6.38	6.34	6.76	6.73	6.86	**N/A**	1.017	1.268	1.489	1.512	1.800	2.260	2.137
G0096	**N/A**	6.53	6.57	6.57	7.04	6.72	6.29	6.27	**N/A**	0.713	0.769	0.545	0.797	1.040	1.230	1.087
G0097	**N/A**	5.78	5.69	6.20	6.25	6.82	6.26	6.24	**N/A**	0.903	1.006	1.343	1.679	2.180	1.425	1.195
G0098	**N/A**	6.14	6.22	6.33	5.64	6.69	6.18	6.30	**N/A**	0.499	0.835	0.752	0.495	0.913	1.057	0.935
G0099	**N/A**	5.95	6.31	6.12	5.61	6.67	6.34	6.20	**N/A**	0.465	0.599	0.487	0.593	0.762	0.767	0.725
G0100	**N/A**	6.28	6.31	6.48	6.19	6.52	6.55	6.68	**N/A**	1.013	1.173	1.337	1.385	1.910	2.000	1.947
G0101	**N/A**	6.62	6.42	6.62	6.46	6.75	6.64	6.73	**N/A**	1.693	2.105	1.906	1.560	2.590	2.340	1.797
G0102	**N/A**	6.90	6.90	6.81	6.81	7.00	6.70	7.05	**N/A**	1.717	2.628	2.324	2.361	2.740	2.530	2.432
G0103	**N/A**	5.93	5.79	6.27	6.43	6.82	6.75	7.21	**N/A**	1.528	2.002	2.185	2.145	2.470	2.560	2.431
G0104	**N/A**	6.82	6.91	6.93	6.79	6.96	6.90	6.89	**N/A**	1.725	2.138	2.452	2.338	2.590	2.220	2.073
G0105	**N/A**	7.05	6.83	7.06	6.65	7.46	6.96	7.18	**N/A**	2.184	2.542	2.295	2.363	2.300	2.450	2.226
G0106	**N/A**	7.07	6.76	7.01	6.68	7.36	6.90	6.90	**N/A**	1.999	2.119	2.489	2.283	2.110	2.460	2.319
G0107	**N/A**	6.95	6.89	7.00	6.54	7.32	6.95	7.11	**N/A**	2.081	2.529	2.540	2.315	2.260	2.480	2.311
G0108	**N/A**	6.13	6.17	6.20	6.30	6.18	6.56	6.45	**N/A**	0.819	1.018	0.796	0.837	0.849	1.167	1.559
G0109	**N/A**	6.25	6.32	6.59	6.24	7.31	6.86	6.41	**N/A**	0.456	0.677	0.599	0.623	0.742	0.735	0.697
G0110	**N/A**	6.12	6.28	6.13	6.12	6.26	6.30	6.34	**N/A**	0.745	1.226	0.992	0.900	1.330	1.405	1.179
G0111	**N/A**	6.22	6.44	6.52	6.37	7.06	6.38	6.34	**N/A**	1.012	1.177	1.239	1.465	1.620	2.130	1.789
G0112	**N/A**	6.28	6.50	6.29	6.54	6.59	6.64	6.41	**N/A**	0.598	0.588	0.563	0.611	0.735	0.778	0.424
G0113	**N/A**	6.45	6.31	6.23	6.46	6.12	6.40	6.21	**N/A**	1.299	0.807	0.593	0.693	0.677	0.820	0.754
G0114	**N/A**	6.37	6.27	6.20	6.12	6.63	6.34	6.33	**N/A**	0.527	0.688	0.523	0.541	0.666	0.701	0.683
G0115	**N/A**	6.54	6.39	6.25	6.34	6.80	6.57	6.64	**N/A**	1.351	1.614	1.453	1.959	1.790	2.280	1.939
G0116	**N/A**	5.13	6.27	6.33	6.47	6.96	6.57	6.64	**N/A**	1.610	1.795	1.691	1.929	1.830	2.380	2.323
G0117	**N/A**	6.38	6.44	6.60	6.29	6.83	6.57	6.50	**N/A**	1.605	2.328	2.086	1.736	2.160	2.220	2.288
G0118	**N/A**	6.32	6.33	6.20	6.11	6.43	6.13	6.35	**N/A**	1.200	2.015	1.369	1.373	1.930	1.557	1.342
G0119	**N/A**	6.38	6.73	6.83	6.72	7.32	7.00	6.99	**N/A**	1.703	1.846	1.773	1.690	1.920	1.990	1.958
G0120	**N/A**	6.21	6.41	6.55	6.51	6.52	NS	NS	**N/A**	1.869	2.060	1.836	1.912	2.320	NS	NS
G0121	**N/A**	N/A	6.35	6.46	6.52	6.86	5.59	6.59	**N/A**	N/A	1.520	1.836	1.446	1.770	2.330	1.773
G0122	**N/A**	N/A	N/A	N/A	N/A	7.01	6.69	6.63	**N/A**	N/A	N/A	N/A	N/A	2.340	2.440	2.221
G0123	**N/A**	N/A	N/A	N/A	N/A	6.85	6.40	6.46	**N/A**	N/A	N/A	N/A	N/A	1.860	1.880	1.770
PZ001	**7.19**	7.13	7.11	6.96	6.99	7.16	7.26	7.22	**1.976**	2.282	2.838	2.507	2.641	2.510	2.676	
PZ004	**7.14**	7.08	6.90	6.92	6.80	6.60	7.19	7.00	**1.888**	2.147	2.843	2.327	2.680	2.260	2.532	2.781
PZ010	**7.19**	6.57	6.89	6.85	6.40	6.76	6.89	6.96	**1.032**	0.849	1.573	1.688	0.942	1.880	1.980	2.367
PZ011	**7.09**	6.32	6.42	6.05	6.53	7.00	6.52	6.55	**0.931**	1.381	1.960	1.607	1.863	1.940	2.100	2.024
PZ012	**7.09**	6.38	6.49	6.47	6.49	6.58	6.75	6.57	**0.779**	1.685	2.086	1.441	2.031	1.920	1.920	1.933
PZ013	**7.04**	6.41	6.29	6.48	6.32	6.50	6.80	6.73	**0.879**	1.737	2.374	2.042	1.479	2.200	2.040	2.217
PZ014	**7.14**	6.81	6.76	6.71	6.71	6.92	6.62	6.61	**0.847**	1.957	1.837	1.384	1.530	1.700	1.750	2.042
PZ015	**6.68**	6.21	6.11	6.38	5.95	6.30	6.18	6.23	**0.431**	0.494	0.651	0.547	0.704	0.843	0.633	0.635
PZ016	**6.88**	6.62	6.53	6.66	6.89	6.63	6.38	6.38	**0.471**	0.549	0.750	0.577	0.675	0.871	0.837	0.787
PZ017R	**6.84**	6.42	6.47	6.22	6.45	6.90	6.17	6.15	**0.568**	0.612	0.728	0.628	0.820	0.788	0.910	0.943
PZ018	**6.91**	6.55	6.47	6.37	6.45	6.46	5.96	6.16	**0.531**	0.653	0.706	0.599	0.822	0.590	0.870	0.825

Notes:

Dry = well could not be sample due to lack of water.
µg/L = micrograms per liter
Avg = average
DO = dissolved oxygen
DOC = dissolved organic carbo
mg/L = milligrams per liter
mS/cm = milliSiemens per centimeter
mV = millivolts
N/A = not applicable
ND = nondetect
NS = not sampled
NS = not sampled
ORP = oxidation/reduction potential
OU = Operable Unit
Pre-Inj. Avg = pre-injection average
PZ = piezometer
RAO = Remedial Action Operation
TKN = Total Kjeldahl Nitrogen

TABLE 5-7
SUMMARY OF OU1 ON-POST WATER QUALITY PARAMETERS, WELLS INSIDE RAO TREATMENT AREAS
2022 ANNUAL REPORT

Well Number	pH								Specific Conductance (mS/cm)							
	Pre-Inj Avg 2001-2007	Aug-16	Mar-17	Mar-18	Jun-19	Jun-20	May-21	May-22	Pre-Inj Avg 2001-2007	Aug-16	Mar-17	Mar-18	Jun-19	Jun-20	May-21	May-22
Shallow-Intermediate Wells in RAO Treatment Areas																
G0075	**6.97**	6.48	6.51	6.60	6.52	6.83	6.68	7.08	**0.485**	0.624	0.727	0.650	0.757	0.987	0.900	0.678
G0080	**N/A**	6.65	6.58	6.58	6.67	6.70	6.51	6.91	**N/A**	0.517	0.645	0.583	0.610	0.884	0.701	0.800
G0081	**N/A**	6.49	6.46	6.00	6.11	6.43	6.38	6.48	**N/A**	0.707	0.879	0.711	0.659	1.020	0.780	0.529
G0082	**N/A**	6.56	6.50	6.26	6.21	6.47	6.24	6.43	**N/A**	0.587	0.799	0.695	0.488	0.858	0.860	0.060
G0088	**N/A**	6.89	6.80	6.90	6.94	7.17	6.83	6.97	**N/A**	0.637	0.744	0.675	0.858	0.950	0.990	0.767
G0089	**N/A**	6.43	6.49	6.20	6.32	6.81	6.23	6.41	**N/A**	0.676	0.816	0.749	0.916	0.915	0.820	0.770
G0090	**N/A**	6.65	6.52	6.21	6.58	6.29	6.43	NS	**N/A**	0.532	0.808	0.684	0.730	0.913	0.860	NS
Intermediate Wells in RAO Treatment Areas																
G0045	**7.16**	7.05	7.19	7.16	7.14	7.18	7.13	7.28	**2.132**	1.991	2.665	2.613	2.621	2.950	3.020	2.657
G0049	**7.12**	7.07	7.08	7.16	6.75	7.13	7.02	7.03	**0.613**	0.752	1.049	0.992	1.144	1.360	1.277	0.938
G0076	**7.23**	6.82	6.82	6.88	6.59	6.93	6.65	7.13	**0.551**	0.837	1.024	0.899	0.870	1.260	1.264	1.420

Notes:

Dry = well could not be sample due to lack of water.
µg/L = micrograms per liter
Avg = average
DO = dissolved oxygen
DOC = dissolved organic carbo
mg/L = milligrams per liter
mS/cm = milliSiemens per centimeter
mV = millivolts
N/A = not applicable
ND = nondetect
NS = not sampled
ORP = oxidation/reduction potential
OU = Operable Unit
Pre-Inj. Avg = pre-injection average
PZ = piezometer
RAO = Remedial Action Operation
TKN = Total Kjeldahl Nitrogen

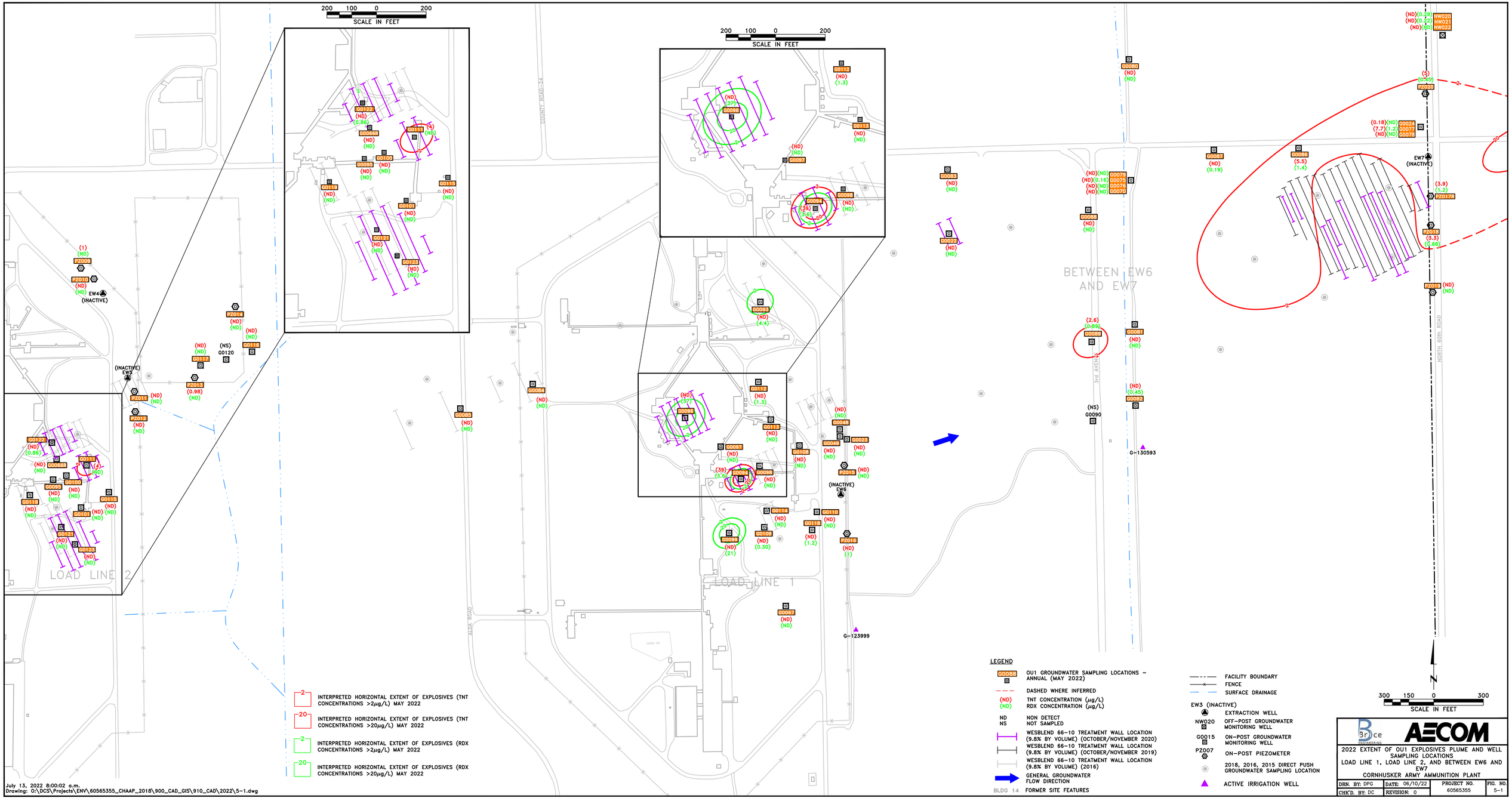

2022 EXTENT OF OU1 EXPLOSIVES PLUME AND WELL SAMPLING LOCATIONS
LOAD LINE 1, LOAD LINE 2, AND BETWEEN EW6 AND EW7
CORNHUSKER ARMY AMMUNITION PLANT

DRN. BY: DPG	DATE: 06/10/22	PROJECT NO. 60565355	FIG. NO. 5-1
CHK'D. BY: DC	REVISION: 0		

July 13, 2022 8:00:02 a.m.
Drawing: O:\DCS\Projects\ENV\60565355_CHAAP_2018\900_CAD_GIS\910_CAD\2022\5-1.dwg

LEGEND:

- 4–FOOT BARBED WIRE FENCE
- G0108 — OU1 GROUNDWATER SAMPLING LOCATIONS – ANNUAL (MAY 2022)
- (ND) — RDX CONCENTRATION (µg/L)
- (ND) — TNT CONCENTRATION (µg/L)
- ND — NON DETECT
- NS — NOT SAMPLED
- WESBLEND 66–10 TREATMENT WALL LOCATION (9.8% BY VOLUME) (SEPTEMBER/OCTOBER 2020)
- GENERAL GROUNDWATER FLOW DIRECTION

(NS)
G0063

(ND)
(ND)
G0105

(ND)
(ND)
G0107

G0104
(ND)
(ND)

G0103
(ND)
(ND)

G0102
(ND)
(ND)

G0106
(ND)
(ND)

N

50 0 50
SCALE IN FEET

Bruce ENGINEERING AECOM

2022 EXTENT OF OU1 EXPLOSIVES PLUME AND WELL SAMPLING LOCATIONS, DECANT STATION
CORNHUSKER ARMY AMMUNITION PLANT

DRN. BY: DPG	DATE: 06/10/22	PROJECT NO. 60565355	FIG. NO. 5–2
CHK'D. BY: DC	DATE: 06/10/22		

June 28, 2022 1:09:38 p.m.
Drawing: O:\DCS\Projects\ENV\60565355_CHAAP_2018\900_CAD_GIS\910_CAD\2022\5–2.dwg

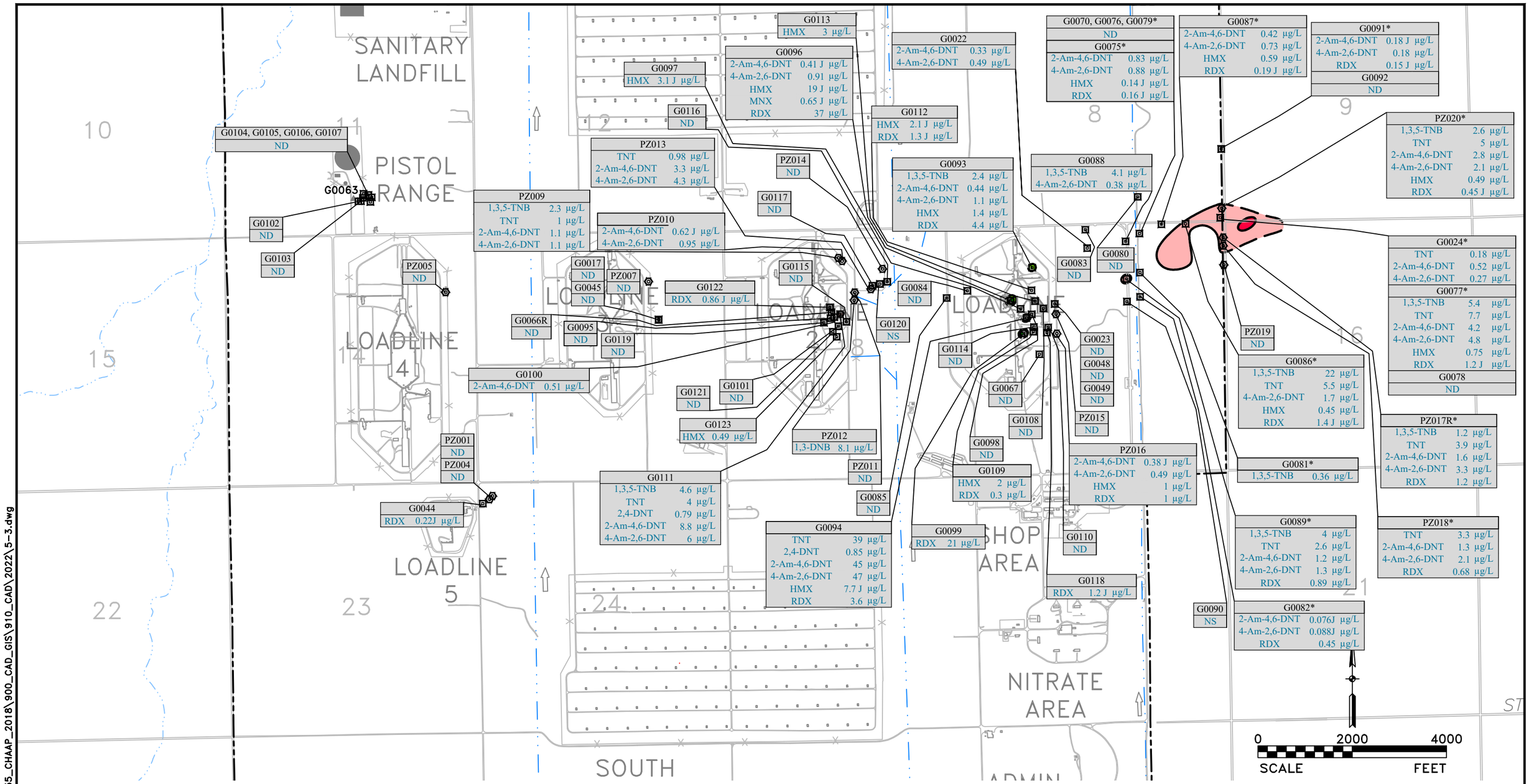

LEGEND:

- FACILITY BOUNDARY
- GRAND ISLAND CITY LIMITS
- DRAINAGE DITCH FLOW DIRECTION
- SURFACE DRAINAGE
- 1 — SECTION NUMBER
- ON–POST GROUNDWATER MONITORING WELL
- ON–POST PIEZOMETER
- PZ016 — EXPLOSIVES GROUNDWATER SAMPLING RESULTS – MAY 2022
- * — WELLS USED FOR MANN–KENDALL ANALYSIS

- 2 — HORIZONTAL EXTENT OF TARGET CLEANUP EXPLOSIVES (2,4,6–TNT CONCENTRATIONS >2µg/L) – MAY 2022
- 20 — HORIZONTAL EXTENT OF TARGET EXPLOSIVES (2,4,6–TNT CONCENTRATIONS >20µg/L) – MAY 2022
- 2 — HORIZONTAL EXTENT OF TARGET CLEANUP EXPLOSIVES (RDX CONCENTRATIONS >2µg/L) – MAY 2022
- 20 — HORIZONTAL EXTENT OF TARGET CLEANUP EXPLOSIVES (RDX CONCENTRATIONS >20µg/L) – MAY 2022

1,3,5–TNB = 1,3,5–TRINITROBENZENE
2–AM–4,6–DNT = 2–AMINO–4,6–DINITROTOLUENE
2,4,6–TNT = 2,4,6–TRINITROTOLUENE
1,3–DNB = 1,3–DINITROBENZENE
2,4–DNT = 2,4–DINITROTOLUENE
4–NT = 4–NITROTOLUNE
4–AM–4,6–DNT = 4–AMINO–2,6–DINITROTOLUENE
HMX = OCTAHYDRO–1,3,5,7–TETRANITRO–1,3,5,7–TETRAZOCINE
J = ESTIMATED QUALIFIER
MNX = MONO–NITROSO–RDX
ND = NONDETECT
NS = NOT SAMPLED
OU = OPERABLE UNIT
RAO = REMEDIAL ACTION OPERATION
RDX = HEXAHYDRO–1,3,5–TRINITRO–1,3,5–TRIAZINE
µg/L = MICROGRAMS PER LITER

NOTE:
EXPLOSIVES PLUME BASED ON 2022 SAMPLING RESULTS (ANNUAL AND QUARTERLY OU1 REBOUND STUDY/PERFORMANCE MONITORING)

Bruce ENGINEERING AECOM

ON–POST EXPLOSIVES CONCENTRATIONS (OU1) MAY 2022 CORNHUSKER ARMY AMMUNITION PLANT

DRN. BY: DPG	DATE: 08/10/22	PROJECT NO. 60565355	FIG. NO. 5–3
CHK'D. BY: DC	DATE: 08/10/22		

September 12, 2022 8:17:29 a.m.
Drawing: O:\DCS\Projects\ENV\60565355_CHAAP_2018\900_CAD_GIS\910_CAD\2022\5-3.dwg

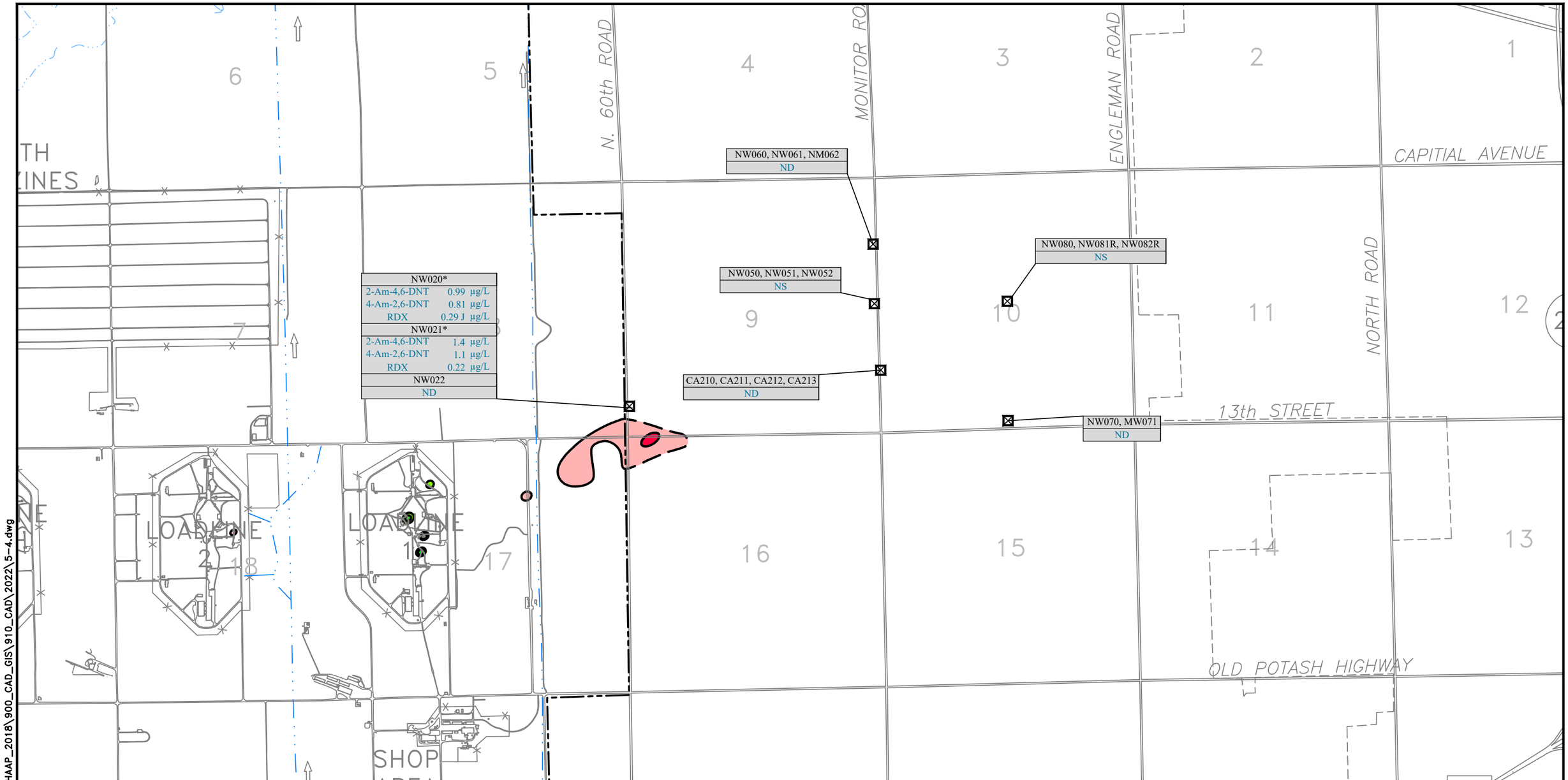

LEGEND:

- FACILITY BOUNDARY
- GRAND ISLAND CITY LIMITS
- DRAINAGE DITCH FLOW DIRECTION
- SURFACE DRAINAGE
- 1 — SECTION NUMBER
- NW082 OR CA211 — OFF-POST GROUNDWATER MONITORING WELL
- PZ016 — EXPLOSIVES GROUNDWATER SAMPLING RESULTS – MAY 2022
- * — WELLS USED FOR MANN-KENDALL ANALYSIS
- 2 — HORIZONTAL EXTENT OF TARGET CLEANUP EXPLOSIVES (2,4,6-TNT CONCENTRATIONS >2µg/L) – MAY 2022
- 20 — HORIZONTAL EXTENT OF TARGET EXPLOSIVES (2,4,6-TNT CONCENTRATIONS >20µg/L) – MAY 2022
- 2 — HORIZONTAL EXTENT OF TARGET CLEANUP EXPLOSIVES (RDX CONCENTRATIONS >2µg/L) – MAY 2022
- 20 — HORIZONTAL EXTENT OF TARGET CLEANUP EXPLOSIVES (RDX CONCENTRATIONS >20µg/L) – MAY 2022

2-AM-4,6-DNT = 2-AMINO-4,6-DINITROTOLUENE
2,4,6-TNT = 2,4,6-TRINITROTOLUENE
4-AM-4,6-DNT = 4-AMINO-2,6-DINITROTOLUENE
J = ESTIMATED QUALIFIER
NS = NOT SAMPLED
OU = OPERABLE UNIT
RDX = HEXAHYDRO-1,3,5-TRINITRO-1,3,5-TRIAZINE
µg/L = MICROGRAMS PER LITER

NOTE: EXPLOSIVES PLUME BASED ON 2022 SAMPLING RESULTS (ANNUAL AND QUARTERLY OU1 REBOUND STUDY/PERFORMANCE MONITORING)

N

0 2000 4000
SCALE FEET

Bruce ENGINEERING AECOM

OFF-POST EXPLOSIVES CONCENTRATIONS
(OU1) MAY 2022
CORNHUSKER ARMY AMMUNITION PLANT

DRN. BY: DPG	DATE: 08/10/22	PROJECT NO. 60565355	FIG. NO. 5-4
CHK'D. BY: DC	DATE: 08/10/22		

August 22, 2022 8:10:28 a.m.
Drawing: O:\DCS\Projects\ENV\60565355_CHAAP_2018\900_CAD_GIS\910_CAD\2022\5-4.dwg

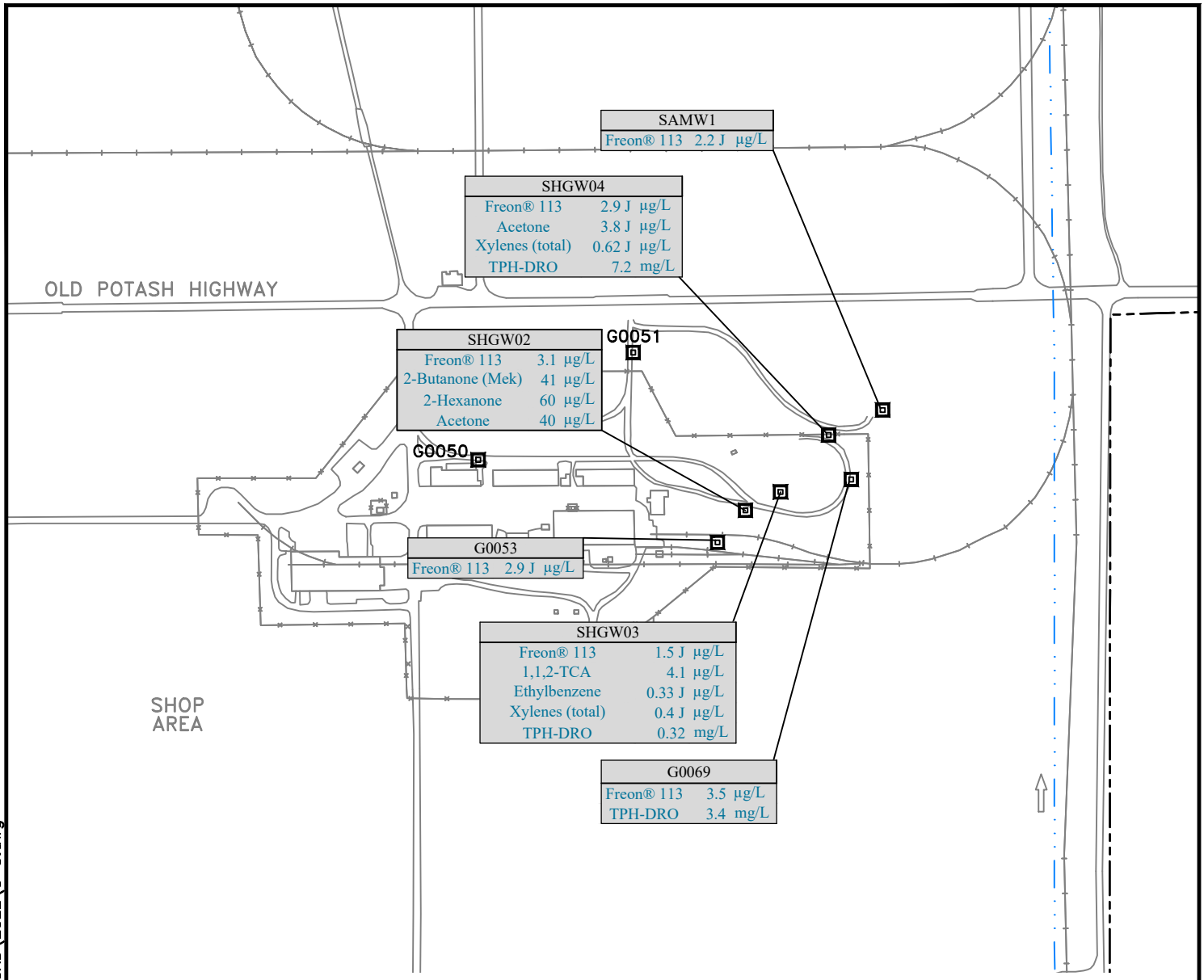

LEGEND:

- ON-POST GROUNDWATER MONITORING WELL
- VOC CONCENTRATIONS ARE LESS THAN MCLs (1,1,2-TCA MCL IS 5 µg/L)
- FACILITY BOUNDARY
- DRAINAGE DITCH FLOW DIRECTION
- SHGW02 — VOC GROUNDWATER SAMPLING RESULTS – MAY 2022

1,1,2-TCA = 1,1,2-TRICHLORETHANE
mg/L = MILLIGRAMS PER LITER
J = ESTIMATED QUALIFIER
Freon® 113 = 1,1,2-Trichloro-1,2,2-trifluoroethern
MCL = MAXIMUM CONTAMINANT LEVEL
ND = NONDETECT
OU = OPERABLE UNIT
µg/L = MICROGRAMS PER LITER
VOC = VOLATILE ORGANIC COMPOUND
TPH-DRO = TOTAL PETROLEUM HYDROCARBON-DIESEL RANGE ORGANICS

N

0 500 1000
SCALE FEET

Brice ENGINEERING AECOM

VOC CONCENTRATIONS
SHOP AREA (OU3) MAY 2022
CORNHUSKER ARMY AMMUNITION PLANT

DRN. BY: DPG	DATE: 08/10/22	PROJECT NO. 60565355	FIG. NO. 5-5
CHK'D. BY: DC	DATE: 08/10/22		

August 23, 2022 12:58:33 p.m.
Drawing: O:\DCS\Projects\ENV\60565355_CHAAP_2018\900_CAD_GIS\910_CAD\2022\5-5.dwg

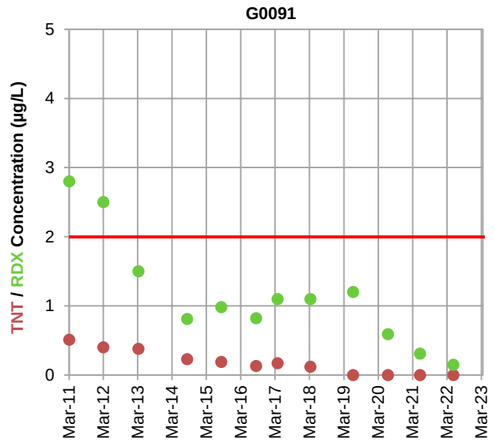

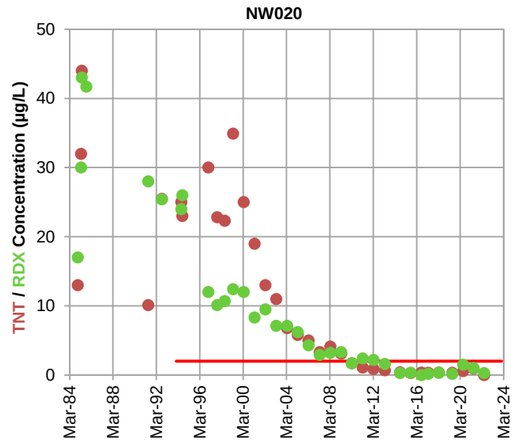

Nonparametric Trend Analysis for TNT and RDX

Well	Detect	Non-detect	Total Samples	Detection Frequency	Min (µg/L)	Max (µg/L)	Mean (µg/L)	Median (µg/L)	MK Result	Trend
G0091	8 / 12	4 / 0	12 / 12	67% / 100%	ND / 0.15	0.51 / 2.8	0.18 / 1.7	0.15 / 1.0	100% / 98%	D / D
NW020	34 / 34	1 / 1	35 / 35	97% / 97%	ND / ND	53 / 43	13 / 10	5.8 / 6.2	100% / 100%	D / D
NW021	18 / 33	17 / 2	35 / 35	51% / 94%	ND / ND	27 / 30	2.8 / 5.3	0.08 / 4.0	100% / 100%	D / D
PZ020	22 / 20	0 / 2	22 / 22	100% / 91%	2.2 / ND	85 / 13	13 / 3.1	5.9 / 1.7	100% / 100%	D / D
G0024	42 / 41	8 / 9	50 / 50	84% / 82%	ND / ND	323 / 180	13 / 22	4.0 / 5.9	100% / 100%	D / D
G0077	25 / 25	0 / 0	25 / 25	100% / 100%	2.2 / 0.46	800 / 55	89 / 8.7	13 / 3.5	100% / 100%	D / D
EW7*	20 / 20	0 / 0	20 / 20	100% / 100%	5.7 / 0.33	137 / 39	41 / 11	27 / 5.6	100% / 100%	D / D
PZ017R	21 / 21	0 / 0	21 / 21	100% / 100%	3.9 / 1.0	100 / 120	47 / 34	31 / 9.3	100% / 100%	D / D
PZ018	21 / 21	1 / 1	22 / 22	95% / 95%	ND / ND	100 / 69	30 / 23	18 / 5.9	100% / 100%	D / D

Notes:

Trend analysis performed using Mann-Kendall test at 0.05 significance level. *EW7 sampling temporarily discontinued in 2019.

µg/L = micrograms per liter MK = Mann-Kendall PD = probably decreasing — = HAL (1994) TNT/RDX

D = decreasing RDX = hexahydro-1,3,5-trinitro-1,3,5-triazine TNT = 2,4,6-trinitrotoluene ND = nondetect

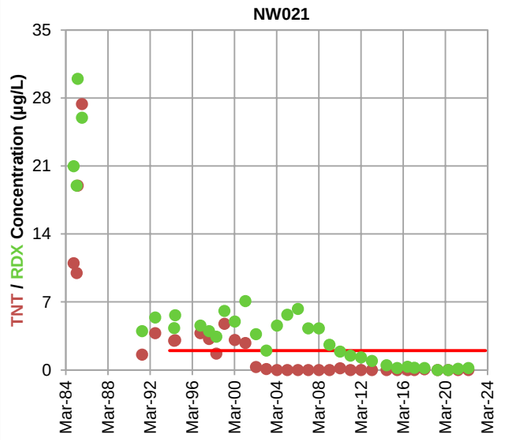

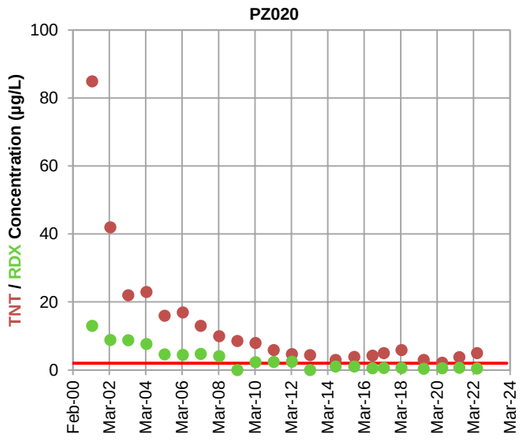

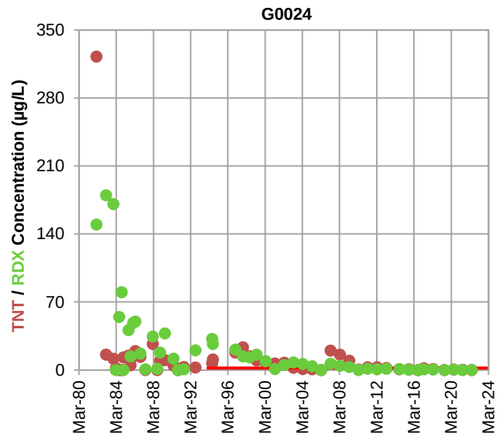

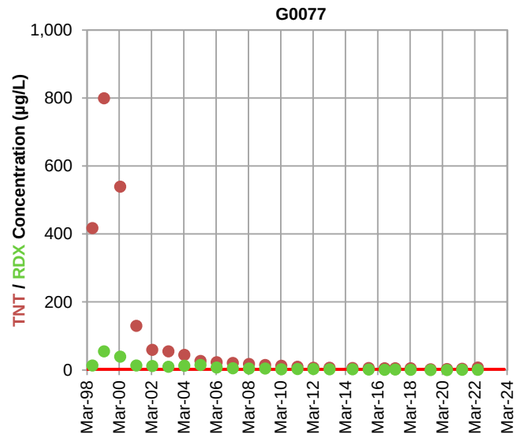

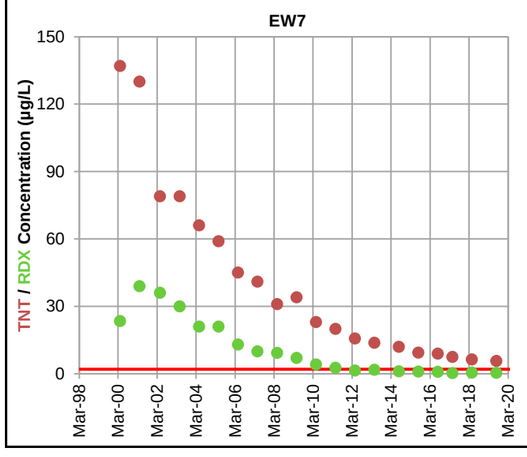

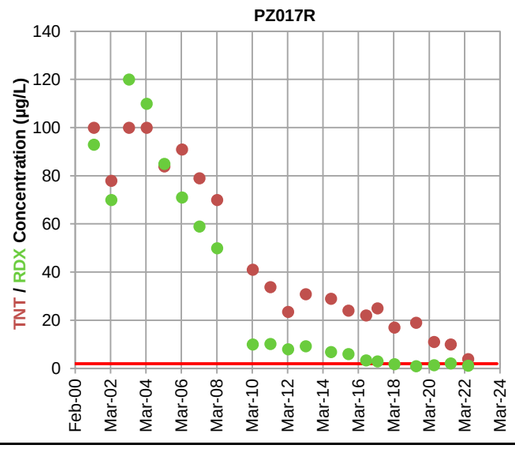

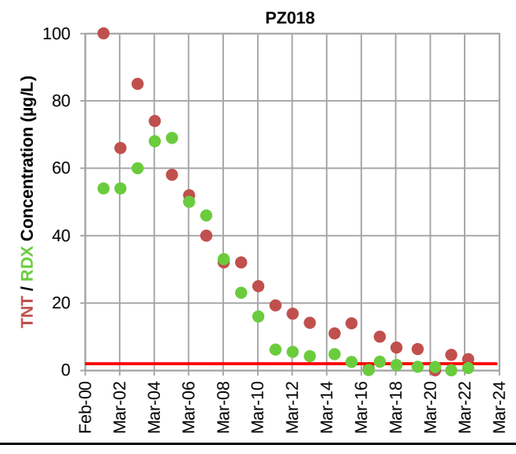

Bruce ENGINEERING AECOM

Mann-Kendall Analysis for TNT and RDX
Former Facility Boundary Wells (OU1)
Cornhusker Army Ammunition Plant

Drawn By:	Date:	
KD	9/19/2022	**Figure 5-6**
Checked By:	Project No.:	
DC	60565355	

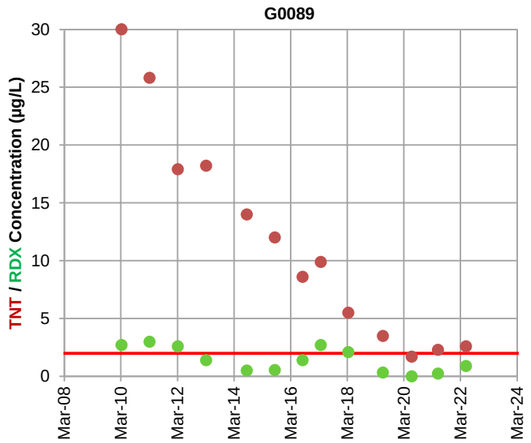

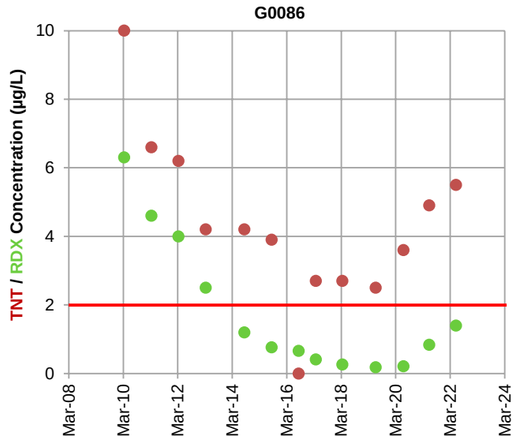

Nonparametric Trend Analysis for TNT and RDX

Well	Detect	Non-detect	Total Samples	Detection Frequency	Min (µg/L)	Max (µg/L)	Mean (µg/L)	Median (µg/L)	MK Result	Trend
G0089	13 / 12	0 / 1	13 / 13	100% / 92%	1.7 / ND	30 / 3.0	12 / 1.4	9.9 / 1.4	100% / 98.9%	D / D
G0086	12 / 13	1 / 0	13 / 13	92% / 100%	ND / 0.18	10 / 6.3	4.8 / 1.8	4.2 / 0.84	95.0% / 99.9%	D / D
G0087	0 / 7	13 / 6	13 / 13	0% / 54%	ND / ND	ND / 1.1	ND / 0.20	ND / 0.06	99.4% / 89.8%	ND / NT
G0080	0 / 10	14 / 4	14 / 14	0% / 71%	ND / ND	ND / 2.2	ND / 0.70	ND / 0.29	99.0% / 100%	ND / D
G0079	0 / 3	11 / 8	11 / 11	0% / 27%	ND / ND	ND / 15	ND / 1.6	ND / ND	99.4% / 99.7%	ND / D
G0075	10 / 21	15 / 4	25 / 25	40% / 84%	ND / ND	12 / 14	1.9 / 4.5	ND / 1.8	100% / 100%	D / D
G0081	10 / 12	4 / 2	14 / 14	71% / 86%	ND / ND	43 / 3.3	11 / 0.86	4.0 / 0.67	100% / 100%	D / D
G0082	9 / 14	5 / 0	14 / 14	64% / 100%	ND / 0.34	1.4 / 16	0.47 / 4.1	0.49 / 3.2	99.9% / 99.9%	D / D

Notes:

Trend analysis performed using Mann-Kendall test at 0.05 significance level.

µg/L = micrograms per liter
ND = nondetect
RDX = hexahydro-1,3,5-trinitro-1,3,5-triazine
D = decreasing
NT = no trend
TNT = 2,4,6-trinitrotoluene
MK = Mann-Kendall
= HAL (1994) TNT/RDX

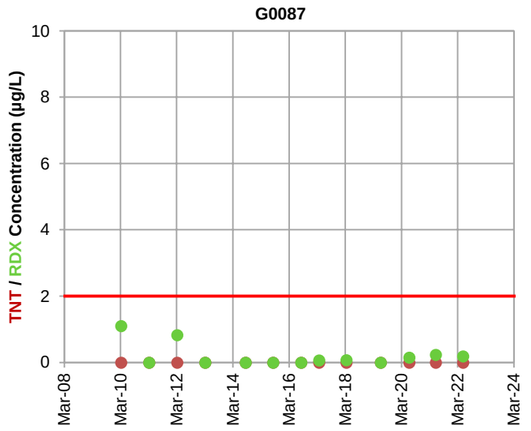

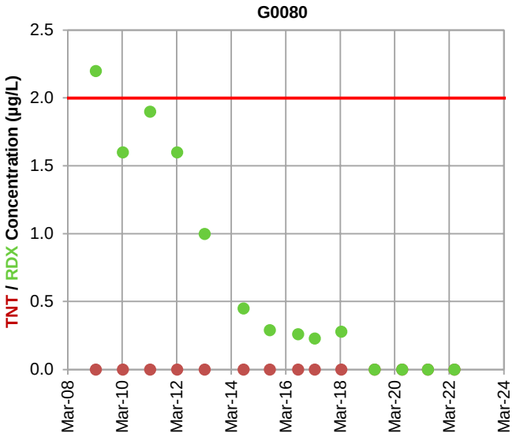

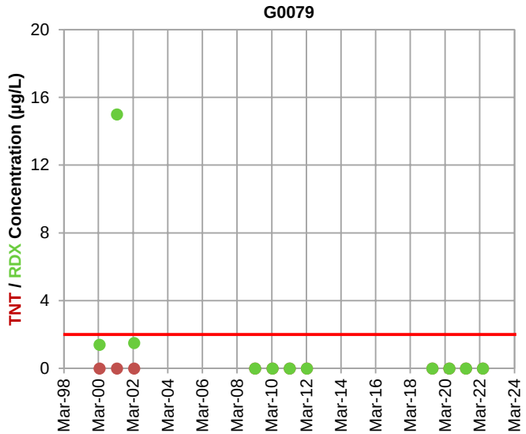

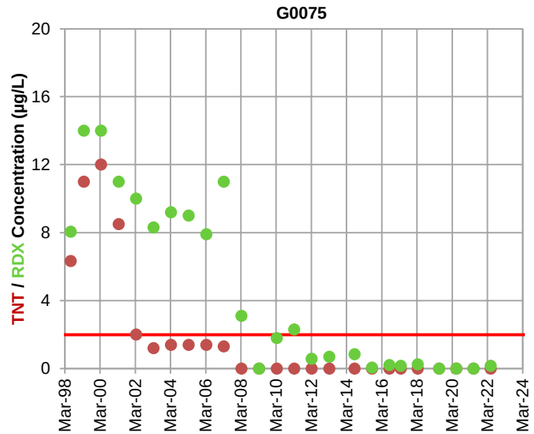

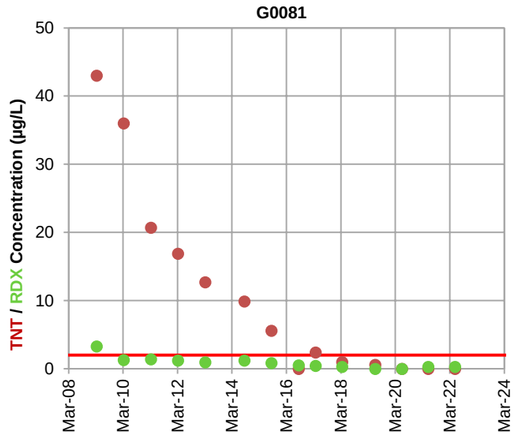

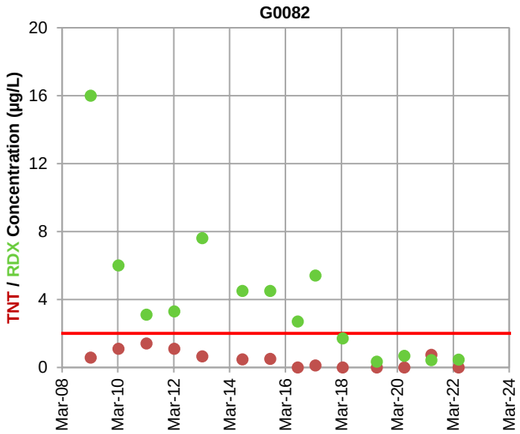

Brice ENGINEERING

AECOM

Mann-Kendall Analysis for TNT and RDX
Upgradient Wells (OU1)
Cornhusker Army Ammunition Plant

Drawn By:	Date:	
JO	9/19/2022	**Figure 5-7**
Checked By:	Project No.:	
DC	60565355	

This section evaluates the MNA remedy at OU1 off-post explosives plume and OU3 Shop Area 1,1,2-TCA plume for May 2022. For evaluation of on-post degradation as a result of subsurface injections please refer to **Section 5.5** and the most recent Final OU1 Rebound Study Letter Report – Quarter 8 Event (Brice-AECOM 2022d).

USEPA describes MNA as "the reliance on natural attenuation processes to achieve site-specific remediation objectives within a time frame that is reasonable." The natural attenuation processes are further described as "a variety of physical, chemical, or biological processes that, under favorable conditions, act without human intervention to reduce the mass, toxicity, mobility, volume, or concentration of contaminants in soil or groundwater." The mechanisms by which natural attenuation may be achieved include "biodegradation; dispersion; dilution; sorption; volatilization; radioactive decay; and chemical or biological stabilization, transformation, or destruction of contaminants" (USEPA 1999).

6.1 NATURAL ATTENUATION EVALUATION METHODOLOGY

The natural attenuation evaluation at CHAAP is being implemented in accordance with the protocols presented in the USEPA Office of Solid Waste and Emergency Response (OSWER) Directive "Use of Monitored Natural Attenuation at Superfund, RCRA, Corrective Action, and Underground Storage Tank Sites" (USEPA 1999) and "Draft Protocol for Evaluating, Selecting, and Implementing Monitored Natural Attenuation at Explosives-Contaminated Sites" (USACE Waterways Experiment Station [USACE WES] 1999).

Natural attenuation can be an effective remedial option for contaminants in groundwater at CHAAP if it can be demonstrated that attenuation processes are occurring at a rate sufficient to protect human health and the environment. Institutional controls are in effect at CHAAP to protect human health and the environment until contaminant concentrations throughout the plume areas are at or below the cleanup levels (HALs and MCLs). Institutional controls are discussed in **Section 8** of this report. There are three lines of evidence that may be used to support remediation through the use of MNA (USEPA 1999). The first is historical data that demonstrate decreasing contaminant mass or concentration over time. The second is hydrogeologic and geochemical data that indirectly demonstrate that natural attenuation processes are occurring at the site. The third is data from field or laboratory studies that directly demonstrate the presence of specific natural attenuation processes at the site. Evaluation of the MNA remedy at CHAAP entails the collection of data to support all three lines of evidence. The natural attenuation demonstration at CHAAP includes:

- Completing long-term groundwater monitoring in support of natural attenuation by monitoring key natural attenuation water quality parameters and explosives concentrations over time.
- Identifying significant natural attenuation processes occurring at the site, especially those processes that may be facilitating anaerobic degradation of both the OU1 explosives plume and the OU3 VOC plume.

A thorough knowledge of site characteristics is required to fully evaluate the potential for remediation through MNA. The site characteristics must be carefully analyzed to develop a conceptual model of the geochemical and microbiological processes that may be occurring. Site characterization data collected at CHAAP to evaluate MNA include:

- Topography and geology
- Sorption–desorption rates
- Hydraulic conductivity of the aquifer(s)
- Depth to groundwater, groundwater gradients, direction of flow, flow rate, and recharge rate
- Contaminant composition, location, and concentration, as well as the total mass of contaminant present
- Physical and chemical properties of contaminants including degradation products
- Groundwater quality parameters
  - Temperature
  - pH
  - DOC
  - ORP
  - Conductivity
  - Alkalinity
- Microbial respiratory parameters
  - DO
  - Nitrate/Nitrite, TKN, and Ammonia
  - Fe^{2+}
  - Sulfate/Sulfide
  - Methane
  - CO_2

Groundwater quality parameters and microbial respiratory parameters are monitored for evidence of microbiological activity in the subsurface. Indirect evidence of microbial respiration may be observed by comparing the concentrations of respiratory substrates and respiratory products inside the contaminated area with the concentrations from areas outside the contaminated area and over time. Microbial degradation processes proceed in an order of preference based on the amount of energy yielded by the reaction. The preference, in decreasing order, is for denitrification, Fe^{3+} reduction to Fe^{2+}, sulfate reduction, and methanogenesis (Bouwer 1994). CO_2 is produced through mineralization of the contaminants, regardless of the respiratory substrate used. Increased levels of CO_2 may also lead to increased alkalinity concentrations in groundwater that is undergoing biodegradation. Because Fe^{3+} is insoluble, groundwater is monitored for increased levels of Fe^{2+}.

During methanogenesis, CO_2 is used as the terminal electron acceptor for microbial respiration. Concentrations of other respiratory substrates should generally decrease in groundwater that is undergoing microbial degradation activity. For anaerobic biodegradation, DO concentrations should be depressed and ORP should change from positive to negative in groundwater within and immediately downgradient of the plume. For anaerobic microbial activity, respiratory substrates such as nitrate and sulfate should trend toward lower concentrations while concentrations of respiratory products such as Fe^{2+}, sulfide, and methane should generally increase. According to the USACE WES (USACE WES 1999), ORP values of 0 to –150, DO concentrations < 1.0 mg/L, sulfate concentrations < 20 mg/L, and DOC concentrations > 20 mg/L are favorable for anaerobic biodegradation of TNT. RDX is quickly mineralized under highly anaerobic conditions.

6.2 NATURAL ATTENUATION WATER QUALITY PARAMETER RESULTS

Tables 6-1 through **6-3** present key MNA water quality parameter data collected in May 2022 and the past seven annual groundwater sampling events for the OU1 off-post and OU3 Shop Area wells, including field and laboratory parameters. From 2015 to 2019, the collection of laboratory water quality parameters for MNA at all OU1 off-post wells was discontinued as recommended and approved in the Final 2015 Annual Groundwater Monitoring and Subsurface Injection Report (BW-URS 2017a). As explosives concentrations are below project goals at off-post wells (since 2014), laboratory analysis of groundwater samples collected from OU1 off-post was limited to explosives compounds to document the presence/absence of rebounding concentrations. However, due to implementation of OU1 Rebound Study in October 2019, all off-post wells (including those that were returned to sampling activities for the OU1 Rebound Study) resumed laboratory MNA parameter analysis for evaluating MNA processes with EW7 temporarily shut down and the potential for on-post explosives to migrate downgradient to off-post.

Tables 6-1 through **6-3** show the MNA historical data for 2016 through 2022. **Table 6-1** presents data collected from OU1 off-post monitoring wells. **Table 6-2** presents data collected from OU3 monitoring wells in the treatment area. Pre-injection averages from 2001 to 2007 for MNA parameters for OU3 monitoring wells inside the RAO treatment areas are included in **Table 6-2**. **Table 6-3** presents data that were collected from OU3 monitoring wells outside of the treatment area. In 2013, the four downgradient monitoring wells presented in **Table 6-3** were recommended and approved to change sampling frequency from annually, to every three years, due to no historic MCL exceedances at these wells (BW-URS 2014a). Additionally, all 2022 OU1 on-post and off-post well laboratory MNA water quality parameter results are shown on **Figures 6-1a** through **6-1d**. The 2022 OU3 laboratory MNA water quality parameter results (shown on **Figure 6-2**) were used to help identify anaerobic degradation processes commonly occurring at groundwater contamination sites. These degradation processes are reported by both Wiedemeier, et al. (1996) and USACE WES (1999).

6.2.1 OU1 Off-Post (Groundwater Explosives Plume)

Off-post trends over the past seven annual groundwater sampling events are described in this section as part of the overall conceptual model of off-post conditions. Historic parameter readings for these wells are shown on **Table 6-1**; however, laboratory MNA parameters were not collected

from select off-post wells between 2015 through 2019. The May 2022 data are evaluated against conditions known to be conducive for MNA and for possible changes in historic trends. General off-post data trends include:

- ORP values within the Grand Island Formation aquifer at OU1 off-post monitoring wells were generally lower at the base of the aquifer than at the water table and shallow-intermediate depths (**Table 6-1**). With only two exceptions at wells in the intermediate depth, all ORP values were greater than 107 mV.
  - ORP values in the shallow wells ranged from 138.0 mV at CA210 to 270.8 mV at NW020.
  - ORP values in the shallow-intermediate wells ranged from 120.6 mV at NW021 to 192.7 mV at NW061.
  - ORP values in the intermediate wells ranged from -83.3 mV at NW062 to 199.4 mV at NW071.
- DO concentrations within the Grand Island Formation aquifer at OU1 off-post monitoring wells generally decline with depth in the aquifer (**Table 6-1**). With a few exceptions, mostly in the shallow wells, off-post DO concentrations are below 1 mg/L.
  - DO concentrations in the shallow wells ranged from 0.12 mg/L at CA210 to 9.88 mg/L at NW060.
  - DO concentrations in the shallow-intermediate wells ranged from 0.10 mg/L at NW061 to 1.09 mg/L at CA211.
  - DO concentrations in the intermediate wells ranged from 0.07 mg/L at NW022 and NW062 to 1.99 mg/L at NW071.
- Nitrate/nitrite concentrations within the Grand Island Formation aquifer at OU1 off-post wells are generally higher at shallow to shallow-intermediate locations than at deeper depths; however, there is considerable variability in concentrations within each depth (**Table 6-1**).
  - Nitrate/nitrite concentrations in the shallow wells ranged from nondetect at NW070 to 54 mg/L at NW020.
  - Nitrate/nitrite concentrations in the shallow-intermediate wells ranged from 1.4 mg/L at NW021 to 33 mg/L at CA211.
  - Nitrate/nitrite concentrations in the intermediate wells ranged from nondetect at NW062 to 38 mg/L at NW071.
- Fe^{2+} concentrations within the Grand Island Formation aquifer at OU1 off-post monitoring wells remain less than 1.13 mg/L at all wells with no significant increases or decreases identified throughout the various depths (**Table 6-1**).

- Sulfate concentrations within the Grand Island Formation aquifer at OU1 off-post monitoring wells range from 22 mg/L to 300 mg/L. For wells in which there are historical sulfate data, concentrations have remained similar since 2020. Correspondingly, sulfide was nondetect at all but four OU1 off-post wells (**Table 6-1**).
- Methane concentrations within the Grand Island Formation aquifer at OU1 off-post wells remain low with all wells below 14 µg/L but two (210 µg/L at NW061, 190 µg/L at NW022), and seven of which are nondetect (**Table 6-1**). However, the low number of methane detections is typically observed each year because methanogenesis is one of the last biodegradation processes to occur.
- DOC concentrations in OU1 off-post wells were all below 20 mg/L with the highest concentration of 11 mg/L at CA210. For wells in which there are historical DOC data, concentrations have remained similar since 2020.
- There is currently only one well within the deeper Holdrege Formation aquifer that is sampled, CA213 (**Table 6-1**).
  - ORP concentration is 107.1 mV
  - DO concentration is 0.13 mg/L
  - Nitrate/nitrite concentration is 3.9 mg/L
  - Fe^{2+} concentration is nondetect
  - Sulfate concentration is 68 mg/L and sulfide is nondetect
  - Methane concentration was nondetect
  - DOC concentration is 2.3 mg/L

6.2.2 OU3 (Shop Area)

Natural attenuation trends at OU3 over the past seven annual post-injection groundwater sampling events are described in this section as part of the overall conceptual model of OU3 conditions (**Tables 6-2** and **6-3**). Of the six OU3 wells, two are within the treatment area and the remaining four are outside of the treatment area (**Figure 6-2**). As previously stated, beginning in 2014, only the two wells with historic VOC concentrations detected above MCLs and located within the treatment area (SHGW02 and SHGW03) are sampled annually. The remaining four wells, with no historic MCL exceedances, were placed on a three-year sampling frequency and were sampled in the May 2022 sampling event. General OU3 data trends include:

- ORP values in OU3 wells inside the RAO treatment areas were lower than OU3 wells outside the RAO treatment areas and generally negative (**Table 6-2**). ORP values at OU3 wells outside the RAO treatment areas were generally positive and greater than approximately 100 mV (**Table 6-3**). Negative ORP values indicates being conducive to biodegradation whereas ORP that is positive indicates an environment less conducive to biodegradation.

- DO concentrations at OU3 wells inside the RAO treatment areas were generally < 1 mg/L and lower than OU3 wells outside the RAO treatment areas that were generally > 1 mg/L (**Tables 6-2** and **6-3**). Lower DO values indicates being conducive to biodegradation.
- Nitrate/nitrite concentrations at OU3 wells inside the RAO treatment areas were generally < 1 mg/L in those wells with detections (**Table 6-2**). Nitrate/nitrite concentrations at OU3 wells outside the RAO treatment areas were generally > 1 mg/L (**Table 6-3**). These lower nitrate/nitrite concentrations inside the RAO treatment areas indicate that the treatment area remains conducive to biodegradation.
- Fe^{2+} concentrations at OU3 wells inside the RAO treatment areas were variable but generally > 1 mg/L (**Table 6-2**). Fe^{2+} concentrations at OU3 wells outside the RAO treatment areas were < 1 mg/L (**Table 6-3**).These higher Fe^{2+} concentrations inside the RAO treatment areas indicates that ferric iron (Fe^{3+}) reduction processes are occurring, and the treatment area remains conducive to biodegradation.
- Sulfate concentrations at both OU3 wells inside and outside the RAO treatment areas varied but were generally > 20 mg/L and similar as seen in previous years indicating biodegradation via sulfate reduction is not occurring (**Tables 6-2** and **6-3**).
- Methane concentrations at OU3 wells inside the RAO treatment areas are generally > 2,000 µg/L (**Table 6-2**). Methane concentrations at OU3 wells outside the RAO treatment areas were generally low (**Table 6-3**). These higher methane concentrations inside the RAO treatment zone suggest that methanogenesis is occurring and the treatment areas remain conducive to biodegradation.
- Ethane and Ethene are breakdown products of chlorinated compounds and historically have not been detected in any OU3 monitoring wells during the past seven-years, with exception to SHGW02 in 2020 (**Tables 6-2** and **6-3**). In 2020, ethene was detected at SHGW02 at a concentration of 1 µg/L, which is evidence of complete degradation of chlorinated compounds.

6.3 DEGRADATION PROCESSES IDENTIFICATION

The following sections summarize degradation processes at OU1/OU3.

6.3.1 OU1 (Groundwater Explosives Plume) Degradation Processes

RDX and TNT are the two primary contaminants of concern in the OU1 groundwater explosives plume at CHAAP. The historical data indicate groundwater chemical conditions are favorable for off-post anaerobic degradation of RDX and TNT, especially in the feedlot area and on-post within the previously completed subsurface injection treatment areas. From 2007 through 2016 and again in 2019 and 2020, OU1 RAO subsurface injections were completed in the explosives on-post source areas to expedite degradation processes. Degradation processes were evaluated as part of the MNA demonstration to comply with the selected remedy for the OU1 off-post area.

Degradation of TNT may occur through abiotic reduction if site conditions are suitable, or through microbial degradation (USACE WES 1999). Microbial reduction of TNT may occur under both aerobic and anaerobic conditions. Two of the most prevalent transformation products, 2-Am-DNT and 4-Am-DNT, are produced by both the abiotic and microbial degradation mechanisms. According to USACE WES (1999), "These two monoamino transformation products are produced abiotically under a wide range of pH (5 to 7) and oxidation/reduction conditions (+500 mV to –150 mV)." Microbial biodegradation of TNT occurs through the enzymatic action of a variety of "'nonspecific' nicotinamide dinucleotide phosphate dependent nitroreductases" (McFarlan and Yao 2002). These biological processes do not use TNT directly as a primary respiratory substrate, but rather degrade TNT through the cometabolic reduction of nitro groups to amino groups (Suthersan 2002). Certain cometabolic reactions can occur in cases where enzymatic activities are not confined to specific substrates. The enzymes are able to act on a range of closely related molecules. In this case, the nitroreductases are able to reduce different molecules containing nitro functional groups. In 2021, TNT degradation products 2-Am-DNT and 4-Am-DNT were present in samples collected in the OU1 on-post source areas and the off-post wells near the feedlot area (see **Tables 5-1** and **5-2**).

Biodegradation of RDX may occur under both aerobic and anaerobic conditions; however, CHAAP historical data indicate that RDX biodegradation best occurs under highly anaerobic groundwater conditions and is recalcitrant under aerobic conditions. Several microorganisms can biodegrade RDX anaerobically, although the pathways for degradation are not always known. One pathway that has been characterized is the use of Type I nitroreductase enzyme by enteric bacteria. Enzymatic activity of these bacteria reduces the nitro groups on RDX to form nitroso derivatives (Roberts and Kotharu 2004). The nitroso derivatives of RDX include MNX, di-nitroso-RDX (DNX), and tri-nitroso-RDX (TNX). RDX degradation products MNX, DNX, and TNX were detected by Spalding (1998) in the feedlot area. Spalding's (1998) report was included as Appendix F to the March 1999 Annual Report (URSGWCFS 1999).

Degradation processes proceed in the following order: denitrification, Fe^{3+} reduction to Fe^{2+}, sulfate reduction, and methanogenesis (Bouwer 1994). The historical data indicate that denitrification is the main degradation process occurring in the feedlot area and the Load Lines. Denitrification will occur at ORP values as high as 740 mV (Bouwer 1994). Other degradation processes (e.g., Fe^{3+} reduction, sulfate reduction, and methanogenesis) may also be occurring in the feedlot area and load lines, but to a lesser extent.

The conditions favoring denitrification for the off-post OU1explosives plume at CHAAP include:

- Abundant supply of nitrate in the aquifer from fertilizer applications site-wide and urea at the feedlot.
- Historically high DOC content in the aquifer underlying the feedlot.
- Historically anaerobic/reducing conditions (low ORP and DO) documented in groundwater underlying the feedlot.
- Anaerobic/reducing conditions with high DOC concentrations have been established/maintained in the upgradient on-post injection treatment areas.

6.3.2 OU3 (Shop Area) Degradation Processes

The compounds 1,1,2-TCA and 1,2-DCA are the primary contaminants of concern at OU3. Additionally, benzene and vinyl chloride have occasionally been detected at concentrations above their respective MCLs. 1,2-DCA and vinyl chloride are breakdown products of 1,1,2-TCA. Degradation processes were evaluated as part of the MNA demonstration to comply with the selected remedy at OU3.

The VOC 1,1,2-TCA is a chlorinated aliphatic hydrocarbon that may undergo biodegradation by three different mechanisms: reductive dehalogenation, electron donor reactions, and cometabolism. The most important mechanism is reductive dehalogenation. In this process, the chlorinated aliphatic hydrocarbon is used as an electron acceptor. A chlorine atom is removed and replaced by a hydrogen atom (USEPA 1998). Reductive dehalogenation is most effective and most rapid under sulfate-reducing and methanogenic conditions. It may also occur under nitrate- and iron-reducing conditions. Because the chlorinated aliphatic hydrocarbon is not used as the source of carbon in this reaction, an alternative supply of organic carbon must exist for microbial growth. Benzene (along with other petroleum hydrocarbons that have been observed at OU3), could provide the source for this organic carbon.

In electron donor reactions, some chlorinated aliphatic hydrocarbons may be utilized as a respiratory substrate for oxidation/reduction reactions. Electron donor reactions typically require reduced chlorinated aliphatic hydrocarbons, such as vinyl chloride. Because detections of vinyl chloride are low and sporadic it is unlikely that this degradation mechanism is significantly affecting concentrations of 1,1,2-TCA at CHAAP.

Cometabolic degradation is primarily observed under aerobic conditions, although it also may occur under anaerobic conditions. Cometabolic reactions occur when an enzyme or co-factor, produced for other purposes, also acts on chlorinated aliphatic hydrocarbons. These reactions can have a detrimental effect on the microbe that produced the enzyme or co-factor (USEPA 1998).

Microbial degradation of benzene and other petroleum hydrocarbons may also potentially occur through reductive dehalogenation reactions after DO has been depleted. These reactions are a subset of the larger set of electron acceptor reactions, which may occur under aerobic or anaerobic conditions. Electron acceptor reactions result in metabolism of the petroleum hydrocarbons, producing CO_2. When DO has been depleted, microbial degradation of petroleum hydrocarbons may proceed using nitrate, Fe^{3+}, sulfate, and CO_2 (methanogenesis) preferentially, in that order, as electron acceptors.

The MNA data indicate that denitrification, Fe^{3+} reduction, and methanogenesis are the dominant processes occurring for degradation of the VOC plume, along with cometabolism with petroleum hydrocarbons as a carbon source. VOC degradation products 1,2-DCA and vinyl chloride have been previously detected in samples collected at OU3. Current MNA data for OU3 wells inside treatment area are shown in **Table 6-2**. Conditions favoring natural attenuation at OU3 include:

- Historically low ORP values at wells in and immediately downgradient of the VOC plume support a reducing environment for chlorinated solvents.

- Low DO concentrations at wells in and immediately downgradient of the VOC plume are favorable for reductive dechlorination of chlorinated solvents (USEPA 1998).
- Higher methane concentrations at wells in and immediately downgradient of the VOC plume indicate that methanogenesis is occurring.

6.4 DEGRADATION RATES

The following sections summarize degradation rates for OU1/OU3.

6.4.1 OU1 (Groundwater Explosives Plume) Degradation Rates

As part of the initial natural attenuation evaluation at CHAAP, a groundwater contaminant fate and transport model was completed by URS in 2001 (URSGWCFS 2001a). For the modeling evaluations, first-order decay rates were estimated for RDX, TNT, and HMX. Decay rate constants represent loss of contaminant mass due to biotic decay processes (e.g., biodegradation) and abiotic decay processes (e.g., hydrolysis and evaporation). The most recent estimation of decay rates was completed in 2015. Methodology, data, calculations used to estimate the 2015 degradation half-lives, and the historical estimated average half-lives are provided in Appendix G of the Final 2015 Groundwater Annual Monitoring and Subsurface Injection Report (BW-URS 2017a).

The most recent 2015 half-life estimates for the OU1 explosives plume were found to be similar to previous estimations completed in 2001, 2005, and 2010 and are within the range of published literature values (USACE WES 1997, 1998, 1999). The published half-life values for subsurface environments similar to CHAAP range from 1 to 10 years.

The 2015 calculated half-lives were used in the 2022 CHAAP groundwater contaminate fate and transport modeling evaluations to help predict site remediation time frames. Based on the 2022 groundwater modeling evaluation, the current estimated site remediation time frame for all of OU1 is approximately 8 years from May 2022 (see **Section 7**). The contaminant concentrations, half-life values, and residual source area concentrations that were used in the contaminant fate and transport model to predict these site remediation time frames, are provided in **Section 7**.

6.4.2 OU3 (Shop Area 1,1,2-TCA Plume) Degradation Rates

The first-order decay rate was estimated for 1,1,2-TCA using historical data (BW-URS 2017a). The decay rate was estimated using the single well method (Graves 1995). The decay rate constant was then converted into a degradation half-life. The estimated half-life calculated for the OU3 1,1,2-TCA concentration was 2.1 years. The half-life estimate for the OU3 1,1,2-TCA concentration is within the range of published literature values for 1,1,2-TCA (Howard, et al. 1991). Data and calculations used to estimate the degradation half-life for the OU3 1,1,2-TCA concentration are included in Appendix G of the Final 2015 Groundwater Monitoring and Subsurface Injection Annual Report (BW-URS 2017a).

A decay rate and associated half-life estimate has not been calculated for 1,2-DCA or vinyl chloride, both 1,1,2-TCA breakdown products. As discussed in **Section 6.3.2**, 1,2-DCA and vinyl chloride are only periodically detected at a concentration above its MCL at SHGW02. Considering the variability of the 1,2-DCA and vinyl chloride concentrations, the minor amount of migration since 2001, and the fact that neither contaminant are included in the annual contaminant fate and transport modeling evaluation, estimation of new decay rates is not warranted.

6.5 NATURAL ATTENUATION SUMMARIES

The following sections summarize natural attenuation processes at OU1/OU3.

6.5.1 OU1 (Groundwater Explosives Plume) Natural Attenuation Summary

Natural attenuation of explosives in groundwater is occurring for OU1. The key elements that support the necessary lines of evidence for the use of the MNA remedy at OU1 include:

- RDX and TNT concentrations in off-post monitoring wells have decreased steadily over time, with all detections being below corresponding HALs since 2014.
- RDX degradation product MNX and TNT breakdown products 2-Am-DNT and 4-Am-DNT are found at both off-post and upgradient on-post locations.
- Significant denitrification is off-post at the feed lot area and at upgradient on-post locations near the load lines (at wells both inside and outside of influence of treatment areas), which is facilitating explosives degradation in the groundwater plume as it migrates through these areas. The feedlot area subsurface zone is functioning as an in-situ anaerobic/reducing treatment cell by virtue of contributing nitrate to the shallow aquifer.
- Other anaerobic degradation processes (e.g., Fe^{3+} reduction and methanogenesis) are also occurring at upgradient on-post areas near the load lines and to a lesser extent in the feedlot area.

6.5.2 OU3 (Shop Area) Natural Attenuation Summary

Natural attenuation of VOCs in groundwater is occurring at OU3. The key elements that support the necessary lines of evidence for the use of the MNA remedy at OU3 include:

- The 1,1,2-TCA degradation product 1,2-DCA has historically been detected at wells SHGW02 and SHGW03 (most recently in 2020 at SHGW02) indicating the reductive dehalogenation is occurring.
- Benzene and vinyl chloride not detected in 2022.
- Petroleum hydrocarbon compounds are been present in wells G0069, SHGW03, and SHGW04, providing a source of organic carbon for microbial reductive dehalogenation.

- Low DO concentrations exist within and downgradient of the historic VOC plume area, which is favorable for reductive dehalogenation of chlorinated solvents (Wiedemeier, et al. 1996; USEPA 1998).
- Low ORP values within the historic VOC plume area indicate that a reducing environment exists, supporting reductive dehalogenation of chlorinated solvents (Wiedemeier, et al. 1996).
- High methane values exist within and downgradient of the historic VOC plume area, indicating that methanogenesis is occurring.
- VOCs have not been detected above MCLs downgradient of SHGW03, indicating that the historic VOC plume is not migrating beyond the OU3 boundary.

TABLE 6-1
SUMMARY OF OU1 OFF-POST MNA PARAMETERS
2022 ANNUAL REPORT

Well Number	ORP (mV)							DO (mg/L)							Nitrate/Nitrite (mg/L)							Ammonia (mg/L)						
	Aug-16	Mar-17	Mar-18	Jun-19	Jun-20	May-21	May-22	Aug-16	Mar-17	Mar-18	Jun-19	Jun-20	May-21	May-22	Aug-16	Mar-17	Mar-18	Jun-19	Jun-20	May-21	May-22	Aug-16	Mar-17	Mar-18	Jun-19	Jun-20	May-21	May-22
Shallow Wells																											
CA210	NS	NS	NS	NS	70.0	192.0	138.0	NS	NS	NS	NS	0.48	0.06	0.12	NS	NS	NS	NS	19	41	38	NS	NS	NS	NS	0.052	0.14	0.45
NW020	195.7	112.4	108.0	150.5	153.0	193.0	270.8	5.29	3.43	2.72	4.33	6.30	6.69	6.20	NS	NS	NS	NS	42	59	54	NS	NS	NS	NS	ND	ND	ND
NW050	NS	NS	NS	NS	130.0	NS	NS	NS	NS	NS	NS	0.40	NS	NS	NS	NS	NS	NS	78	NS	NS	NS	NS	NS	NS	0.98	NS	NS
NW060	NS	NS	NS	NS	130.0	214.5	182.9	NS	NS	NS	NS	10.63	10.89	9.88	NS	NS	NS	NS	2.4	2.4	3.6	NS	NS	NS	NS	ND	ND	ND
NW070	NS	NS	NS	NS	-7.0	137.0	166.6	NS	NS	NS	NS	0.40	0.19	0.41	NS	NS	NS	NS	ND	0.031	ND	NS	NS	NS	NS	0.087	0.034	ND
NW080	173.9	NS	NS	NS	186.0	NS	NS	9.72	NS	NS	NS	7.66	NS	NS	NS	NS	NS	NS	26	NS	NS	NS	NS	NS	NS	ND	NS	NS
Shallow-Intermediate Wells																											
CA211	NS	NS	NS	NS	94.0	149.5	139.4	NS	NS	NS	NS	0.78	0.70	1.09	NS	NS	NS	NS	33	32	33	NS	NS	NS	NS	ND	ND	ND
NW021	139.2	77.6	109.7	126.2	150.0	148.3	120.6	0.38	0.30	0.06	1.18	0.34	0.67	0.31	NS	NS	NS	NS	1.5	0.9	1.4	NS	NS	NS	NS	1.4	1.5	ND
NW051	NS	NS	NS	NS	126.0	NS	NS	NS	NS	NS	NS	0.37	NS	NS	NS	NS	NS	NS	24	NS	NS	NS	NS	NS	NS	ND	NS	NS
NW061	NS	NS	NS	NS	180.0	243.4	192.7	NS	NS	NS	NS	0.38	0.29	0.10	NS	NS	NS	NS	5.7	9.8	1.9	NS	NS	NS	NS	4.5	2.4	5.4
NW081R	173.9	NS	NS	NS	161.0	NS	NS	2.35	NS	NS	NS	1.46	NS	NS	NS	NS	NS	NS	26	NS	NS	NS	NS	NS	NS	ND	NS	NS
Intermediate Wells																											
CA212	NS	NS	NS	NS	98.0	124.8	135.4	NS	NS	NS	NS	0.41	0.05	0.22	NS	NS	NS	NS	18	14	20	NS	NS	NS	NS	ND	ND	ND
NW022	-45.3	73.7	77.7	207.7	85.0	-29.7	50.0	0.32	0.48	0.08	1.15	0.33	0.03	0.07	NS	NS	NS	NS	ND	ND	0.062	NS	NS	NS	NS	1.4	1.4	1.1
NW052	NS	NS	NS	NS	27.0	NS	NS	NS	NS	NS	NS	0.36	NS	NS	NS	NS	NS	NS	0.052	NS	NS	NS	NS	NS	NS	0.031	NS	NS
NW062	NS	NS	NS	NS	-67.0	-56.9	-83.3	NS	NS	NS	NS	0.33	0.21	0.07	NS	NS	NS	NS	ND	0.053	ND	NS	NS	NS	NS	0.91	1.0	3.5
NW071	NS	NS	NS	NS	88.0	165.3	199.4	NS	NS	NS	NS	3.00	1.80	1.99	NS	NS	NS	NS	30	32	38	NS	NS	NS	NS	ND	ND	ND
NW082R	151.9	NS	NS	NS	153.0	NS	NS	0.35	NS	NS	NS	0.49	NS	NS	NS	NS	NS	NS	17	NS	NS	NS	NS	NS	NS	0.024	NS	NS
Deep Wells																											
CA213	NS	NS	NS	NS	95.0	106.5	107.1	NS	NS	NS	NS	0.48	0.33	0.13	NS	NS	NS	NS	1.0	1.5	3.9	NS	NS	NS	NS	ND	ND	ND

Notes:
Dry = well could not be sampled due to lack of water
µg/L = micrograms per liter
DO = dissolved oxygen
DOC = dissolved organic carbon
mg/L = milligrams per liter
MNA = monitored natural attenuation
mS/cm = milliSiemens per centimeter
mV = millivolts
N/A = not applicable
ND = nondetect
NS = not sampled
ORP = oxidation/reduction potential
OU = Operable Unit
TKN = total Kjeldahl nitrogen

TABLE 6-1
SUMMARY OF OU1 OFF-POST MNA PARAMETERS
2022 ANNUAL REPORT

Well Number	TKN (mg/L)							DOC (mg/L)							Carbon Dioxide (mg/L)							Methane (µg/L)						
	Aug-16	Mar-17	Mar-18	Jun-19	Jun-20	May-21	May-22	Aug-16	Mar-17	Mar-18	Jun-19	Jun-20	May-21	May-22	Aug-16	Mar-17	Mar-18	Jun-19	Jun-20	May-21	May-22	Aug-16	Mar-17	Mar-18	Jun-19	Jun-20	May-21	May-22
Shallow Wells																												
CA210	NS	NS	NS	NS	0.72	ND	ND	NS	NS	NS	NS	14	9.5	11	NS	NS	NS	NS	151	173	196	NS	NS	NS	NS	2.3	2.7	ND
NW020	NS	NS	NS	NS	ND	ND	ND	NS	NS	NS	NS	5.9	6.9	7.7	NS	NS	NS	NS	142	156	133	NS	NS	NS	NS	ND	ND	ND
NW050	NS	NS	NS	NS	ND	NS	NS	NS	NS	NS	NS	6.5	NS	NS	NS	NS	NS	NS	98	NS	NS	NS	NS	NS	NS	ND	NS	NS
NW060	NS	NS	NS	NS	ND	ND	ND	NS	NS	NS	NS	0.96	2.6	2	NS	NS	NS	NS	12	16	18	NS	NS	NS	NS	ND	ND	ND
NW070	NS	NS	NS	NS	1.3	2.0	0.83	NS	NS	NS	NS	10	15	8.3	NS	NS	NS	NS	32	53	107	NS	NS	NS	NS	3900	7.5	ND
NW080	NS	NS	NS	NS	ND	NS	NS	NS	NS	NS	NS	3.9	NS	NS	NS	NS	NS	NS	93	NS	NS	NS	NS	NS	NS	ND	NS	NS
Shallow-Intermediate Wells																												
CA211	NS	NS	NS	NS	ND	ND	ND	NS	NS	NS	NS	6.0	4.7	4.3	NS	NS	NS	NS	93	80	80	NS	NS	NS	NS	ND	ND	ND
NW021	NS	NS	NS	NS	1.8	1.7	1.8	NS	NS	NS	NS	2.8	3.3	3.2	NS	NS	NS	NS	151	151	147	NS	NS	NS	NS	5.7	34	6.8
NW051	NS	NS	NS	NS	ND	NS	NS	NS	NS	NS	NS	9.2	NS	NS	NS	NS	NS	NS	147	NS	NS	NS	NS	NS	NS	1.9	NS	NS
NW061	NS	NS	NS	NS	2.5	1.8	6.2	NS	NS	NS	NS	4.1	4.7	6.5	NS	NS	NS	NS	120	129	160	NS	NS	NS	NS	19	28	210
NW081R	NS	NS	NS	NS	ND	NS	NS	NS	NS	NS	NS	5.0	NS	NS	NS	NS	NS	NS	98	NS	NS	NS	NS	NS	NS	ND	NS	NS
Intermediate Wells																												
CA212	NS	NS	NS	NS	ND	ND	ND	NS	NS	NS	NS	3.1	2.4	2.4	NS	NS	NS	NS	76	76	71	NS	NS	NS	NS	ND	ND	ND
NW022	NS	NS	NS	NS	1.7	1.4	1.3	NS	NS	NS	NS	2.6	3.4	3.2	NS	NS	NS	NS	178	191	147	NS	NS	NS	NS	440	430	190
NW052	NS	NS	NS	NS	1.0	NS	NS	NS	NS	NS	NS	6.6	NS	NS	NS	NS	NS	NS	142	NS	NS	NS	NS	NS	NS	450	NS	NS
NW062	NS	NS	NS	NS	1.5	ND	2.1	NS	NS	NS	NS	2.3	2.9	3.1	NS	NS	NS	NS	107	120	120	NS	NS	NS	NS	21	7.6	14
NW071	NS	NS	NS	NS	ND	ND	ND	NS	NS	NS	NS	3.7	3.2	3.1	NS	NS	NS	NS	43	49	44	NS	NS	NS	NS	ND	ND	ND
NW082R	NS	NS	NS	NS	ND	NS	NS	NS	NS	NS	NS	4.2	NS	NS	NS	NS	NS	NS	102	NS	NS	NS	NS	NS	NS	2.0	NS	NS
Deep Wells																												
CA213	NS	NS	NS	NS	ND	ND	ND	NS	NS	NS	NS	1.7	2	2.3	NS	NS	NS	NS	53	58	58	NS	NS	NS	NS	ND	ND	ND

Notes:
Dry = well could not be sampled due to lack of water
µg/L = micrograms per liter
DO = dissolved oxygen
DOC = dissolved organic carbon
mg/L = milligrams per liter
MNA = monitored natural attenuation
mS/cm = milliSiemens per centimeter
mV = millivolts
N/A = not applicable
ND = nondetect
NS = not sampled
ORP = oxidation/reduction potential
OU = Operable Unit
TKN = total Kjeldahl nitrogen

TABLE 6-1
SUMMARY OF OU1 OFF-POST MNA PARAMETERS
2022 ANNUAL REPORT

Well Number	Alkalinity (mg/L)							Ferrous Iron (mg/L)							Sulfate (mg/L)							Sulfide (mg/L)						
	Aug-16	Mar-17	Mar-18	Jun-19	Jun-20	May-21	May-22	Aug-16	Mar-17	Mar-18	Jun-19	Jun-20	May-21	May-22	Aug-16	Mar-17	Mar-18	Jun-19	Jun-20	May-21	May-22	Aug-16	Mar-17	Mar-18	Jun-19	Jun-20	May-21	May-22
Shallow Wells																												
CA210	NS	NS	NS	NS	340	390	440	NS	NS	NS	NS	1.13	0.15	ND	NS	NS	NS	NS	150	190	220	NS	NS	NS	NS	ND	ND	ND
NW020	NS	NS	NS	NS	320	350	300	ND	0.08	ND	ND	0.96	ND	0.03	NS	NS	NS	NS	230	240	240	NS	NS	NS	NS	ND	ND	ND
NW050	NS	NS	NS	NS	220	NS	NS	NS	NS	NS	NS	0.30	NS	NS	NS	NS	NS	NS	200	NS	NS	NS	NS	NS	NS	ND	NS	NS
NW060	NS	NS	NS	NS	28	36	41	NS	NS	NS	NS	0.10	0.10	ND	NS	NS	NS	NS	5.2	9.4	22	NS	NS	NS	NS	ND	ND	ND
NW070	NS	NS	NS	NS	72	120	240	NS	NS	NS	NS	1.21	0.04	0.16	NS	NS	NS	NS	5.9	18	73	NS	NS	NS	NS	ND	ND	ND
NW080	NS	NS	NS	NS	210	NS	NS	ND	NS	NS	NS	0.26	NS	NS	NS	NS	NS	NS	130	NS	NS	NS	NS	NS	NS	ND	NS	NS
Shallow-Intermediate Wells																												
CA211	NS	NS	NS	NS	210	180	180	NS	NS	NS	NS	0.91	0.02	ND	NS	NS	NS	NS	110	89	100	NS	NS	NS	NS	0.8	ND	ND
NW021	NS	NS	NS	NS	340	340	330	ND	0.08	ND	0.02	1.09	0.02	0.12	NS	NS	NS	NS	220	200	190	NS	NS	NS	NS	ND	0.8	ND
NW051	NS	NS	NS	NS	330	NS	NS	NS	NS	NS	NS	0.41	NS	NS	NS	NS	NS	NS	190	NS	NS	NS	NS	NS	NS	ND	NS	NS
NW061	NS	NS	NS	NS	270	290	360	NS	NS	NS	NS	0.20	0.03	0.12	NS	NS	NS	NS	170	150	170	NS	NS	NS	NS	ND	ND	ND
NW081R	NS	NS	NS	NS	220	NS	NS	ND	NS	NS	NS	0.62	NS	NS	NS	NS	NS	NS	95	NS	NS	NS	NS	NS	NS	0.8	NS	NS
Intermediate Wells																												
CA212	NS	NS	NS	NS	170	170	160	NS	NS	NS	NS	0.93	0.10	ND	NS	NS	NS	NS	79	68	75	NS	NS	NS	NS	ND	0.8	ND
NW022	NS	NS	NS	NS	400	430	330	0.30	0.39	0.57	1.06	1.94	0.92	1.13	NS	NS	NS	NS	290	250	300	NS	NS	NS	NS	ND	0.8	ND
NW052	NS	NS	NS	NS	320	NS	NS	NS	NS	NS	NS	0.96	NS	NS	NS	NS	NS	NS	190	NS	NS	NS	NS	NS	NS	ND	NS	NS
NW062	NS	NS	NS	NS	240	270	270	NS	NS	NS	NS	0.84	0.94	0.19	NS	NS	NS	NS	190	190	180	NS	NS	NS	NS	ND	ND	ND
NW071	NS	NS	NS	NS	96	110	100	NS	NS	NS	NS	0.95	0.08	0.68	NS	NS	NS	NS	64	63	64	NS	NS	NS	NS	ND	0.8	ND
NW082R	NS	NS	NS	NS	230	NS	NS	0.07	NS	NS	NS	0.33	NS	NS	NS	NS	NS	NS	85	NS	NS	NS	NS	NS	NS	ND	NS	NS
Deep Wells																												
CA213	NS	NS	NS	NS	120	130	130	NS	NS	NS	NS	1.02	0.60	ND	NS	NS	NS	NS	57	60	68	NS	NS	NS	NS	ND	ND	ND

Notes:
Dry = well could not be sampled due to lack of water
µg/L = micrograms per liter
DO = dissolved oxygen
DOC = dissolved organic carbon
mg/L = milligrams per liter
MNA = monitored natural attenuation
mS/cm = milliSiemens per centimeter
mV = millivolts
N/A = not applicable
ND = nondetect
NS = not sampled
ORP = oxidation/reduction potential
OU = Operable Unit
TKN = total Kjeldahl nitrogen

TABLE 6-1
SUMMARY OF OU1 OFF-POST MNA PARAMETERS
2022 ANNUAL REPORT

Well Number	pH							Specific Conductance (mS/cm)						
	Aug-16	Mar-17	Mar-18	Jun-19	Jun-20	May-21	May-22	Aug-16	Mar-17	Mar-18	Jun-19	Jun-20	May-21	May-22
Shallow Wells														
CA210	NS	NS	NS	NS	6.40	6.66	6.73	NS	NS	NS	NS	1.550	1.611	1.790
NW020	6.11	6.40	6.19	6.39	6.57	6.85	6.59	0.713	1.032	0.852	0.802	1.450	1.633	1.356
NW050	NS	NS	NS	NS	5.97	NS	NS	NS	NS	NS	NS	0.567	NS	NS
NW060	NS	NS	NS	NS	5.88	6.12	6.77	NS	NS	NS	NS	0.065	0.105	0.132
NW070	NS	NS	NS	NS	6.51	6.88	7.21	NS	NS	NS	NS	0.195	0.279	0.680
NW080	6.35	NS	NS	NS	6.26	NS	NS	1.106	NS	NS	NS	1.070	NS	NS
Shallow-Intermediate Wells														
CA211	NS	NS	NS	NS	6.46	6.33	6.54	NS	NS	NS	NS	1.110	0.809	0.816
NW021	6.74	6.88	6.53	6.58	6.84	7.02	6.69	0.800	0.900	0.841	0.845	1.180	1.084	0.991
NW051	NS	NS	NS	NS	6.14	NS	NS	NS	NS	NS	NS	0.442	NS	NS
NW061	NS	NS	NS	NS	6.59	6.79	6.94	NS	NS	NS	NS	0.308	0.920	1.045
NW081R	6.53	NS	NS	NS	6.42	NS	NS	0.893	NS	NS	NS	1.050	NS	NS
Intermediate Wells														
CA212	NS	NS	NS	NS	6.64	6.65	6.61	NS	NS	NS	NS	0.732	0.555	0.570
NW022	7.10	7.09	6.77	6.80	7.05	7.03	7.01	0.974	1.084	0.964	1.001	1.390	1.338	0.897
NW052	NS	NS	NS	NS	6.26	NS	NS	NS	NS	NS	NS	0.312	NS	NS
NW062	NS	NS	NS	NS	6.71	7.04	7.01	NS	NS	NS	NS	0.270	0.853	0.869
NW071	NS	NS	NS	NS	6.40	6.35	6.65	NS	NS	NS	NS	0.745	0.640	0.356
NW082R	6.60	NS	NS	NS	6.64	NS	NS	0.831	NS	NS	NS	0.916	NS	NS
Deep Wells														
CA213	NS	NS	NS	NS	7.56	7.44	7.46	NS	NS	NS	NS	0.501	0.366	0.438

Notes:
Dry = well could not be sampled due to lack of water
µg/L = micrograms per liter
DO = dissolved oxygen
DOC = dissolved organic carbon
mg/L = milligrams per liter
MNA = monitored natural attenuation
mS/cm = milliSiemens per centimeter
mV = millivolts
N/A = not applicable
ND = nondetect
NS = not sampled
ORP = oxidation/reduction potential
OU = Operable Unit
TKN = total Kjeldahl nitrogen

TABLE 6-2
SUMMARY OF OU3 SHOP AREA MNA PARAMETERS, WELLS INSIDE RAO TREATMENT AREA
2022 ANNUAL REPORT

Well Number	ORP (mV)								DO (mg/L)								Nitrate/Nitrite (mg/L)								Alkalinity (mg/L)							
	Pre-Inj Avg 2001-2007	Aug-16	Mar-17	Mar-18	Jun-19	Jun-20	May-21	May-22	Pre-Inj Avg 2001-2007	Aug-16	Mar-17	Mar-18	Jun-19	Jun-20	May-21	May-22	Pre-Inj Avg 2001-2007	Aug-16	Mar-17	Mar-18	Jun-19	Jun-20	May-21	May-22	Pre-Inj Avg 2001-2007	Aug-16	Mar-17	Mar-18	Jun-19	Jun-20	May-21	May-22
Shallow Wells in RAO Treatment Area																																
SHGW02	**93.0**	-41.0	-32.1	-12.0	45.9	-25.0	-110.0	-43.5	**1.36**	0.25	0.26	0.22	0.53	0.48	0.02	0.02	**3.7**	ND	0.1	ND	0.033	0.022	0.17	0.46	**180**	260	230	230	85	160	200	210
SHGW03	**-49.0**	-104.2	-55.6	-29.2	82.1	65.0	113.7	69.0	**0.20**	0.31	0.28	0.38	0.41	0.99	1.05	0.24	**2.8**	ND	0.1	ND	0.47	1.9	7.5	3.7	**198**	230	240	230	190	160	160	160

Notes:
µg/L = micrograms per liter
DO = dissolved oxygen
mg/L = milligrams per liter
MNA = monitored natural attenuation
mS/cm = millisiemens per centimeter
mV = millivolts
N/A = not applicable
ND = nondetect
ORP = oxidation/reduction potential
OU = Operable Unit
Pre-Inj. Avg = pre-injection average
RAO = Remedial Action Operation

TABLE 6-2
SUMMARY OF OU3 SHOP AREA MNA PARAMETERS, WELLS INSIDE RAO TREATMENT AREA
2022 ANNUAL REPORT

Well Number	Ferrous Iron (mg/L)								Sulfate (mg/L)								pH								Specific Conductance (mS/cm)							
	Pre-Inj Avg 2001-2007	Aug-16	Mar-17	Mar-18	Jun-19	Jun-20	May-21	May-22	Pre-Inj Avg 2001-2007	Aug-16	Mar-17	Mar-18	Jun-19	Jun-20	May-21	May-22	Pre-Inj Avg 2001-2007	Aug-16	Mar-17	Mar-18	Jun-19	Jun-20	May-21	May-22	Pre-Inj Avg 2001-2007	Aug-16	Mar-17	Mar-18	Jun-19	Jun-20	May-21	May-22
Shallow Wells in RAO Treatment Area																																
SHGW02	**0.86**	2.58	2.25	6.10	6.58	15.00	0.69	2.51	**30**	9.6	7.6	8.3	39	13	26	21	**6.44**	5.86	6.05	5.97	4.60	5.45	5.63	5.66	**0.437**	0.359	0.442	0.354	0.405	0.520	0.560	0.403
SHGW03	**4.62**	3.01	15	2.80	0.65	0.56	0.22	1.03	**21**	12	11	12	13	39	31	31	**6.32**	6.08	6.21	6.08	6.23	5.88	5.88	5.76	**0.469**	0.362	0.459	0.366	0.393	0.381	0.45	0.33

Notes:

µg/L = micrograms per liter
DO = dissolved oxygen
mg/L = milligrams per liter
MNA = monitored natural attenu
mS/cm = millisiemens per centir
mV = millivolts
N/A = not applicable
ND = nondetect
ORP = oxidation/reduction poten
OU = Operable Unit
Pre-Inj. Avg = pre-injection aver
RAO = Remedial Action Operati

TABLE 6-2
SUMMARY OF OU3 SHOP AREA MNA PARAMETERS, WELLS INSIDE RAO TREATMENT AREA
2022 ANNUAL REPORT

Well Number	Methane (µg/L)								Ethane (µg/L)								Ethene (µg/L)							
	Pre-Inj Avg 2001-2007	Aug-16	Mar-17	Mar-18	Jun-19	Jun-20	May-21	May-22	Pre-Inj Avg 2001-2007	Aug-16	Mar-17	Mar-18	Jun-19	Jun-20	May-21	May-22	Pre-Inj Avg 2001-2007	Aug-16	Mar-17	Mar-18	Jun-19	Jun-20	May-21	May-22
Shallow Wells in RAO Treatment Area																								
SHGW02	**73**	20000	25000	20000	3800	13000	6100	8500	**0.70**	ND	ND	ND	ND	ND	ND	ND	**ND**	ND	ND	ND	ND	1.0	ND	ND
SHGW03	**26**	3700	3900	2200	840	160	51	270	**1.0**	ND	ND	ND	ND	ND	ND	ND	**ND**	ND	ND	ND	ND	ND	ND	ND

Notes:
µg/L = micrograms per liter
DO = dissolved oxygen
mg/L = milligrams per liter
MNA = monitored natural attenu
mS/cm = millisiemens per centim
mV = millivolts
N/A = not applicable
ND = nondetect
ORP = oxidation/reduction poten
OU = Operable Unit
Pre-Inj. Avg = pre-injection aver
RAO = Remedial Action Operati

TABLE 6-3
SUMMARY OF OU3 SHOP AREA MNA PARAMETERS, WELLS OUTSIDE RAO TREATMENT AREA
2022 ANNUAL REPORT

Well Number	ORP (mV)							DO (mg/L)							Nitrate/Nitrite (mg/L)							Alkalinity (mg/L)						
	Aug-16	Mar-17	Mar-18	Jun-19	Jun-20	May-21	May-22	Aug-16	Mar-17	Mar-18	Jun-19	Jun-20	May-21	May-22	Aug-16	Mar-17	Mar-18	Jun-19	Jun-20	May-21	May-22	Aug-16	Mar-17	Mar-18	Jun-19	Jun-20	May-21	May-22
Shallow Wells																											
G0053	171.6	NS	NS	108.3	NS	NS	115.3	0.96	NS	NS	1.67	NS	NS	3.62	12.0	NS	NS	16	NS	NS	13	83	NS	NS	76	NS	NS	140
G0069	132.2	NS	NS	232.1	NS	NS	147.6	2.13	NS	NS	6.80	NS	NS	1.20	1.1	NS	NS	1.6	NS	NS	0.18	150	NS	NS	130	NS	NS	100
SAMW1	177.6	NS	NS	191.4	NS	NS	151.2	6.81	NS	NS	6.95	NS	NS	0.85	18.0	NS	NS	8.4	NS	NS	0.54	100	NS	NS	92	NS	NS	140
SHGW04	158.5	NS	NS	193.0	NS	NS	74.0	1.57	NS	NS	2.55	NS	NS	0	0.56	NS	NS	0.032	NS	NS	ND	200	NS	NS	190	NS	NS	220
Average	**160.0**	**N/A**	**N/A**	**181.2**	**N/A**	**N/A**	**122.0**	**2.87**	**N/A**	**N/A**	**4.49**	**N/A**	**N/A**	**1.42**	**7.9**	**N/A**	**N/A**	**6.5**	**N/A**	**N/A**	**3.4**	**133**	**N/A**	**N/A**	**122**	**N/A**	**N/A**	**150**

Notes:
µg/L = micrograms per liter
DO = dissolved oxygen
mg/L = milligrams per liter
MNA = monitored natural attenuation
mS/cm = millisiemens per centimeter
mV = millivolts
N/A = not applicable
ND = nondetect
NS = not sampled
ORP = oxidation/reduction potential
OU = Operable Unit

TABLE 6-3
SUMMARY OF OU3 SHOP AREA MNA PARAMETERS, WELLS OUTSIDE RAO TREATMENT AREA
2022 ANNUAL REPORT

Well Number	Ferrous Iron (mg/L)							Sulfate (mg/L)							pH							Specific Conductance (mS/cm)						
	Aug-16	Mar-17	Mar-18	Jun-19	Jun-20	May-21	May-22	Aug-16	Mar-17	Mar-18	Jun-19	Jun-20	May-21	May-22	Aug-16	Mar-17	Mar-18	Jun-19	Jun-20	May-21	May-22	Aug-16	Mar-17	Mar-18	Jun-19	Jun-20	May-21	May-22
Shallow Wells																												
G0053	0.13	NS	NS	ND	NS	NS	0.64	18.0	NS	NS	27	NS	NS	50	5.63	NS	NS	5.80	NS	NS	5.86	0.230	NS	NS	0.359	NS	NS	0.383
G0069	ND	NS	NS	0.06	NS	NS	0.31	24.0	NS	NS	21	NS	NS	32	6.19	NS	NS	6.01	NS	NS	5.95	0.251	NS	NS	0.276	NS	NS	0.214
SAMW1	0.01	NS	NS	0.01	NS	NS	0.1	28.0	NS	NS	25	NS	NS	26	6.12	NS	NS	5.95	NS	NS	6.37	0.341	NS	NS	0.313	NS	NS	0.282
SHGW04	0.44	NS	NS	0.32	NS	NS	1.13	30.0	NS	NS	13	NS	NS	54	6.06	NS	NS	5.97	NS	NS	6.09	0.317	NS	NS	0.423	NS	NS	0.391
Average	**0.15**	**N/A**	**N/A**	**0.10**	**N/A**	**N/A**	**0.55**	**25.0**	**N/A**	**N/A**	**21.5**	**N/A**	**N/A**	**40.5**	**6.00**	**N/A**	**N/A**	**5.93**	**N/A**	**N/A**	**6.07**	**0.285**	**N/A**	**N/A**	**0.343**	**N/A**	**N/A**	**0.318**

Notes:
µg/L = micrograms per liter
DO = dissolved oxygen
mg/L = milligrams per liter
MNA = monitored natural attenuation
mS/cm = millisiemens per centimeter
mV = millivolts
N/A = not applicable
ND = nondetect
NS = not sampled
ORP = oxidation/reduction potential
OU = Operable Unit

TABLE 6-3
SUMMARY OF OU3 SHOP AREA MNA PARAMETERS, WELLS OUTSIDE RAO TREATMENT AREA
2022 ANNUAL REPORT

Well Number	Methane (µg/L)							Ethane (µg/L)							Ethene (µg/L)						
	Aug-16	Mar-17	Mar-18	Jun-19	Jun-20	May-21	May-22	Aug-16	Mar-17	Mar-18	Jun-19	Jun-20	May-21	May-22	Aug-16	Mar-17	Mar-18	Jun-19	Jun-20	May-21	May-22
Shallow Wells																					
G0053	ND	NS	NS	ND	NS	NS	1.6	ND	NS	NS	ND	NS	NS	ND	ND	NS	NS	ND	NS	NS	ND
G0069	180.0	NS	NS	ND	NS	NS	2.3	ND	NS	NS	ND	NS	NS	ND	ND	NS	NS	ND	NS	NS	ND
SAMW1	ND	NS	NS	ND	NS	NS	64	ND	NS	NS	ND	NS	NS	ND	ND	NS	NS	ND	NS	NS	ND
SHGW04	390.0	NS	NS	840	NS	NS	250	ND	NS	NS	ND	NS	NS	ND	ND	NS	NS	ND	NS	NS	ND
Average	**143**	**N/A**	**N/A**	**210**	**N/A**	**N/A**	**79**	**ND**	**N/A**	**N/A**	**ND**	**N/A**	**N/A**	**ND**	**ND**	**N/A**	**N/A**	**ND**	**N/A**	**N/A**	**ND**

Notes:
µg/L = micrograms per liter
DO = dissolved oxygen
mg/L = milligrams per liter
MNA = monitored natural attenuation
mS/cm = millisiemens per centimeter
mV = millivolts
N/A = not applicable
ND = nondetect
NS = not sampled
ORP = oxidation/reduction potential
OU = Operable Unit

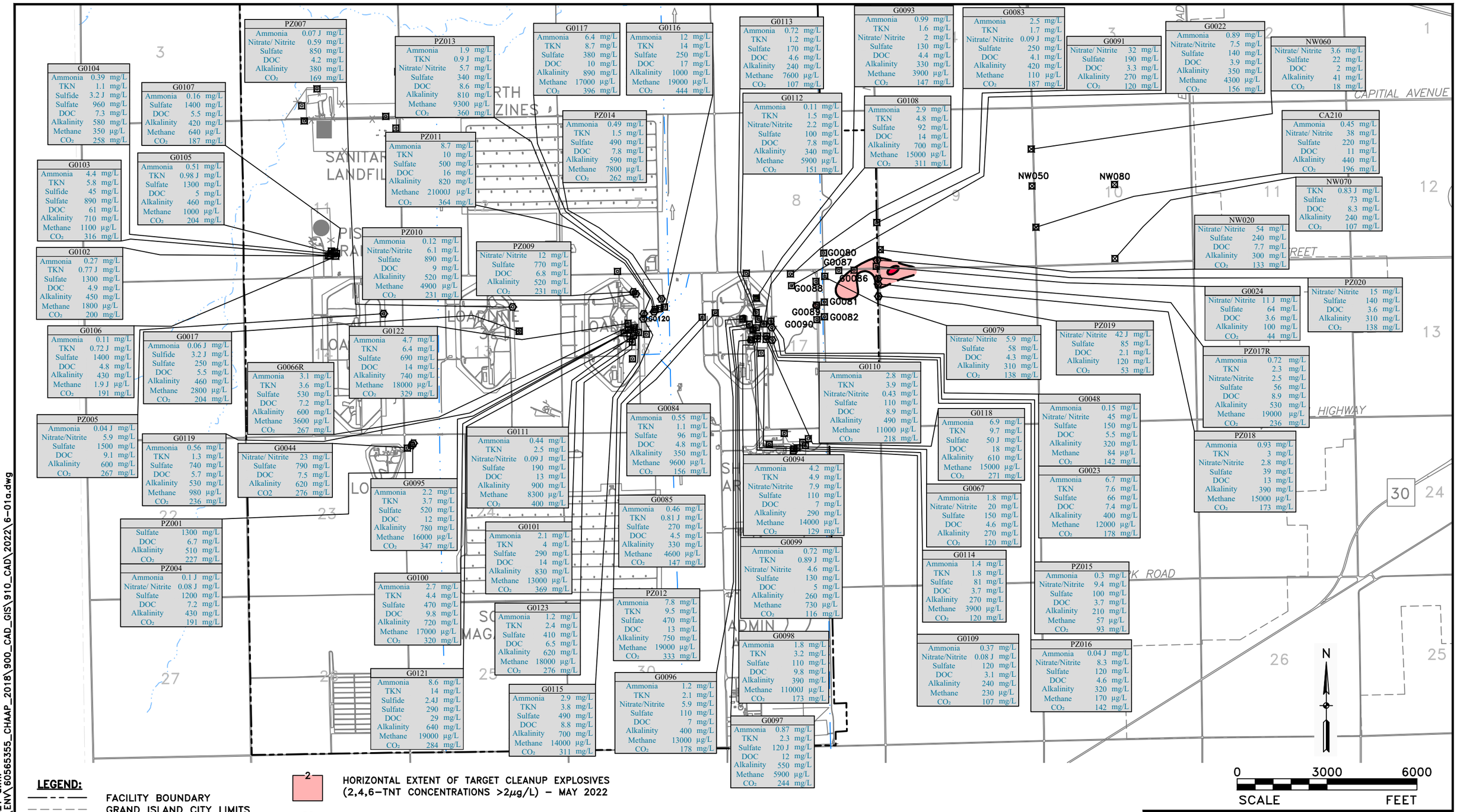

LEGEND:

- FACILITY BOUNDARY
- GRAND ISLAND CITY LIMITS
- DRAINAGE DITCH FLOW DIRECTION
- SURFACE DRAINAGE
- 1 SECTION NUMBER
- ON-POST GROUNDWATER MONITORING WELL
- ON-POST PIEZOMETER
- OFF-POST GROUNDWATER MONITORING WELL
- PZ015 DETECTED NATURAL ATTENUATION PARAMETERS – MAY 2022

- 2 HORIZONTAL EXTENT OF TARGET CLEANUP EXPLOSIVES (2,4,6-TNT CONCENTRATIONS >2µg/L) – MAY 2022
- 20 HORIZONTAL EXTENT OF TARGET EXPLOSIVES (2,4,6-TNT CONCENTRATIONS >20µg/L) – MAY 2022
- 2 HORIZONTAL EXTENT OF TARGET EXPLOSIVES (RDX CONCENTRATIONS >2µg/L) – MAY 2022
- 20 HORIZONTAL EXTENT OF TARGET EXPLOSIVES (RDX CONCENTRATIONS >20µg/L) – MAY 2022

2,4,6-TNT = 2,4,6-TRINITROTOLUENE
CO2 = CARBON DIOXIDE
DOC = DISSOLVED ORGANIC CARBON
J = ESTIMATED QUALIFIER
Mg/L = MILLIGRAMS PER LITER
OU = OPERABLE UNIT
RDX = HEXAHYDRO-1,3,5-TRINITRO-1,3,5-TRIAZINE
TKN = TOTAL KJELDAHL NITROGEN
µg/L = MICROGRAMS PER LITER

NOTE:
EXPLOSIVES PLUME BASED ON 2022 SAMPLING RESULTS (ANNUAL AND QUARTERLY OU1 REBOUND STUDY/PERFORMANCE MONITORING)

Bruce ENGINEERING AECOM

SHALLOW GROUNDWATER
LABORATORY NATURAL ATTENUATION PARAMETERS
(OU1) MAY 2022
CORNHUSKER ARMY AMMUNITION PLANT

DRN. BY: DPG	DATE: 08/11/22	PROJECT NO. 60565355	FIG. NO. 6-1a
CHK'D. BY: DC	DATE: 08/11/22		

September 12, 2022 8:22:21 a.m.
Drawing: O:\DCS\Projects\ENV\60565355_CHAAP_2018\900_CAD_GIS\910_CAD\2022\6-01a.dwg

G0075	
Ammonia	0.04 J mg/L
Nitrate/Nitrite	6.2 mg/L
Sulfate	190 mg/L
DOC	2.9 mg/L
Alkalinity	270 mg/L
Methane	14 µg/L
CO_2	120 mg/L

G0080	
Ammonia	4.3 mg/L
TKN	2 mg/L
Nitrate/ Nitrite	6.1 mg/L
Sulfate	97 mg/L
DOC	3.2 mg/L
Alkalinity	370 mg/L
Methane	7 µg/L
CO_2	164 mg/L

NW021	
TKN	1.8 mg/L
Nitrate/ Nitrite	1.4 mg/L
Sulfate	190 mg/L
DOC	3.2 mg/L
Alkalinity	330 mg/L
Methane	6.8 µg/L
CO2	147 mg/L

G0092	
Sulfate	410 mg/L
DOC	3.4 mg/L
Alkalinity	330 mg/L
Methane	39 µg/L
CO2	147 mg/L

NW061	
Ammonia	5.4 mg/L
TKN	6.2 mg/L
Nitrate/ Nitrite	1.9 mg/L
Sulfate	170 mg/L
DOC	6.5 mg/L
Alkalinity	360 mg/L
Methane	210 µg/L
CO_2	160 mg/L

G0088	
Ammonia	0.1 J mg/L
Nitrate/ Nitrite	1.4 mg/L
Sulfate	280 mg/L
DOC	2.9 mg/L
Alkalinity	300 mg/L
Methane	13 µg/L
CO_2	133 mg/L

G0089	
Ammonia	0.13 mg/L
Nitrate/ Nitrite	4.6 J mg/L
Sulfate	110 mg/L
DOC	5 mg/L
Alkalinity	320 mg/L
Methane	1300 µg/L
CO2	142 mg/L

G0090
NS

G0082	
Ammonia	0.06 J mg/L
Nitrate/Nitrite	1.7 mg/L
Sulfate	170 mg/L
DOC	3.9 mg/L
Alkalinity	300 mg/L
Methane	590 µg/L
CO_2	133 mg/L

G0081	
Ammonia	0.49 mg/L
Nitrate/Nitrite	0.13 mg/L
Sulfate	170 mg/L
DOC	6 mg/L
Alkalinity	320 mg/L
Methane	1400 µg/L
CO_2	142 mg/L

G0087	
Nitrate/ Nitrite	6.8 mg/L
Sulfate	140 mg/L
DOC	3.1 mg/L
Alkalinity	290 mg/L
CO_2	129 mg/L

CA211	
Nitrate/ Nitrite	33 mg/L
Sulfate	100 mg/L
DOC	4.3 mg/L
Alkalinity	180 mg/L
CO_2	80 mg/L

G0077	
Nitrate/ Nitrite	12 mg/L
Sulfate	150 mg/L
DOC	4.7 mg/L
Alkalinity	340 mg/L
Methane	3300 µg/L
CO_2	151 mg/L

G0086	
Ammonia	0.05 J mg/L
Nitrate/Nitrite	5.2 mg/L
Sulfate	190 mg/L
DOC	3.3 mg/L
Alkalinity	300 mg/L
Methane	31 µg/L
CO_2	133 mg/L

LEGEND:

- FACILITY BOUNDARY
- GRAND ISLAND CITY LIMITS
- DRAINAGE DITCH FLOW DIRECTION
- SURFACE DRAINAGE
- 1 — SECTION NUMBER
- ON-POST GROUNDWATER MONITORING WELL
- NW082 OR CA211 — OFF-POST GROUNDWATER MONITORING WELL
- ON-POST PIEZOMETER
- PZ015 — DETECTED NATURAL ATTENUATION PARAMETERS – MAY 2022
- 2 — HORIZONTAL EXTENT OF TARGET CLEANUP EXPLOSIVES (2,4,6-TNT CONCENTRATIONS >2µg/L) – MAY 2022
- 20 — HORIZONTAL EXTENT OF TARGET EXPLOSIVES (2,4,6-TNT CONCENTRATIONS >20µg/L) – MAY 2022
- 2 — HORIZONTAL EXTENT OF TARGET EXPLOSIVES (RDX CONCENTRATIONS >2µg/L) – MAY 2022
- 20 — HORIZONTAL EXTENT OF TARGET EXPLOSIVES (RDX CONCENTRATIONS >20µg/L) – MAY 2022

2,4,6-TNT = 2,4,6-TRINITROTOLUENE
CO2 = CARBON DIOXIDE
DOC = DISSOLVED ORGANIC CARBON
J = ESTIMATED QUALIFIER
Mg/L = MILLIGRAMS PER LITER
OU = OPERABLE UNIT
RDX = HEXAHYDRO-1,3,5-TRINITRO-1,3,5-TRIAZINE
TKN = TOTAL KJELDAHL NITROGEN
µg/L = MICROGRAMS PER LITER

NOTE:
1. EXPLOSIVES PLUME BASED ON 2022 SAMPLING RESULTS (ANNUAL AND QUARTERLY OU1 REBOUND STUDY/PERFORMANCE MONITORING)

N

0 2000 4000
SCALE FEET

SHALLOW-INTERMEDIATE GROUNDWATER
LABORATORY NATURAL ATTENUATION PARAMETERS
(OU1) MAY 2022
CORNHUSKER ARMY AMMUNITION PLANT

DRN. BY: DPG	DATE: 08/11/22	PROJECT NO. 60565355	FIG. NO. 6-1b
CHK'D. BY: DC	DATE: 08/11/22		

October 05, 2022 10:05:48 a.m.
Drawing: O:\DCS\Projects\ENV\60565355_CHAAP_2018\900_CAD_GIS\910_CAD\2022\6-01b.dwg

NORTH MAGAZINES

SANITARY LANDFILL

PISTOL RANGE

LOADLINE 4

LOADLINE 3

LOADLINE 2

LOADLINE 1

LOADLINE 5

SHOP AREA

G0076	
Ammonia	4.4 mg/L
TKN	2.8 mg/L
Sulfate	310 mg/L
DOC	3 mg/L
Alkalinity	380 mg/L
Methane	450 µg/L
CO_2	169 mg/L

G0078	
Ammonia	0.16 mg/L
Sulfate	240 mg/L
DOC	3.1 mg/L
Alkalinity	330 mg/L
Methane	230 µg/L
CO_2	147 mg/L

NW062	
Ammonia	3.5 mg/L
TKN	2.1 mg/L
Sulfate	180 mg/L
DOC	3.1 mg/L
Alkalinity	270 mg/L
Methane	14 µg/L
CO2	120 mg/L

NW022	
Ammonia	1.1 mg/L
TKN	1.3 mg/L
Nitrate/Nitrite	0.06 J mg/L
Sulfate	300 mg/L
DOC	3.2 mg/L
Alkalinity	330 mg/L
Methane	190 µg/L
CO_2	147 mg/L

CA212	
Nitrate/ Nitrite	20 mg/L
Sulfate	75 mg/L
DOC	2.4 mg/L
Alkalinity	160 mg/L
CO_2	71 mg/L

NW071	
Nitrate/ Nitrite	38 mg/L
Sulfate	64 mg/L
DOC	3.1 mg/L
Alkalinity	100 mg/L
CO_2	44 mg/L

G0045	
Ammonia	1.6 mg/L
TKN	2 mg/L
Sulfate	1200 mg/L
DOC	5.7 mg/L
Alkalinity	450 mg/L
Methane	1.2 J µg/L
CO_2	200 mg/L

G0049	
Ammonia	1 mg/L
TKN	1.6 mg/L
Nitrate/Nitrite	0.05 J mg/L
Sulfate	290 mg/L
DOC	5.9 mg/L
Alkalinity	380 mg/L
Methane	780 µg/L
CO_2	169 mg/L

LEGEND:

- FACILITY BOUNDARY
- GRAND ISLAND CITY LIMITS
- DRAINAGE DITCH FLOW DIRECTION
- SURFACE DRAINAGE
- 1 — SECTION NUMBER
- ON-POST GROUNDWATER MONITORING WELL
- NW082 OR CA211 — OFF-POST GROUNDWATER MONITORING WELL
- ON-POST PIEZOMETER
- PZ015 — DETECTED NATURAL ATTENUATION PARAMETERS – MAY 2022
- 2 — HORIZONTAL EXTENT OF TARGET CLEANUP EXPLOSIVES (2,4,6-TNT CONCENTRATIONS >2µg/L) – MAY 2022
- 20 — HORIZONTAL EXTENT OF TARGET EXPLOSIVES (2,4,6-TNT CONCENTRATIONS >20µg/L) – MAY 2022
- 2 — HORIZONTAL EXTENT OF TARGET EXPLOSIVES (RDX CONCENTRATIONS >2µg/L) – MAY 2022
- 20 — HORIZONTAL EXTENT OF TARGET EXPLOSIVES (RDX CONCENTRATIONS >20µg/L) – MAY 2022

2,4,6-TNT = 2,4,6-TRINITROTOLUENE
CO2 = CARBON DIOXIDE
DOC = DISSOLVED ORGANIC CARBON
J = ESTIMATED QUALIFIER
Mg/L = MILLIGRAMS PER LITER
OU = OPERABLE UNIT
RDX = HEXAHYDRO-1,3,5-TRINITRO-1,3,5-TRIAZINE
TKN = TOTAL KJELDAHL NITROGEN
µg/L = MICROGRAMS PER LITER

NOTE:
1. EXPLOSIVES PLUME BASED ON 2022 SAMPLING RESULTS (ANNUAL AND QUARTERLY OU1 REBOUND STUDY/PERFORMANCE MONITORING)

N

0 2000 4000
SCALE FEET

Bruce ENGINEERING AECOM

INTERMEDIATE GROUNDWATER
LABORATORY NATURAL ATTENUATION PARAMETERS
(OU1) MAY 2022
CORNHUSKER ARMY AMMUNITION PLANT

DRN. BY: DPG	DATE: 08/11/22	PROJECT NO. 60565355	FIG. NO. 6-1c
CHK'D. BY: DC	DATE: 08/11/22		

October 05, 2022 10:07:04 a.m.
Drawing: O:\DCS\Projects\ENV\60565355_CHAAP_2018\900_CAD_GIS\910_CAD\2022\6-01c.dwg

NORTH MAGAZINES

SANITARY LANDFILL

PISTOL RANGE

LOADLINE 1

LOADLINE 2

LOADLINE 3

LOADLINE 4

LOADLINE 5

SHOP AREA

ENGLE

G0070	
Ammonia	0.07 J mg/L
Sulfate	43 mg/L
DOC	0.97 J mg/L
Alkalinity	220 mg/L
CO_2	98 mg/L

CA213	
Nitrate/Nitrite	3.9 mg/L
Sulfate	68 mg/L
DOC	2.3 mg/L
Alkalinity	130 mg/L
CO_2	58 mg/L

G0063 G0105 G0104 G0107 G0102 G0103 G0106

PZ005

PZ007 G0045 G0017

PZ009 PZ010 PZ014 G0117 G0116 PZ011 PZ013 G0066R G0100 G0111 PZ012 G0095 G0101 G0115

G0093 G0084 G0112 G0096 G0108 G0085 G0097 G0023 G0090 G0094 PZ015 G0099 PZ016 G0109 G0110 G0067

G0083 G0022 G0088 G0089 G0082 G0081

G0080 G0087 G0086

G0091 G0092

NW020 PZ020 G0024 PZ017R PZ018 PZ019

NW060 NW050 NW080 NW070

PZ001 PZ004 G0044

1 2 3 4 5 6 7 8 9 10 11 12 13 14 15 16 17 18 19 20 21 22 23 24

LEGEND:

- FACILITY BOUNDARY
- GRAND ISLAND CITY LIMITS
- DRAINAGE DITCH FLOW DIRECTION
- SURFACE DRAINAGE
- 1 — SECTION NUMBER
- ON-POST GROUNDWATER MONITORING WELL
- NW082 OR CA211 — OFF-POST GROUNDWATER MONITORING WELL
- ON-POST PIEZOMETER
- NW070 — DETECTED NATURAL ATTENUATION PARAMETERS – MAY 2022
- 2 — HORIZONTAL EXTENT OF TARGET CLEANUP EXPLOSIVES (2,4,6-TNT CONCENTRATIONS >2µg/L) – MAY 2022
- 20 — HORIZONTAL EXTENT OF TARGET EXPLOSIVES (2,4,6-TNT CONCENTRATIONS >20µg/L) – MAY 2022
- 2 — HORIZONTAL EXTENT OF TARGET EXPLOSIVES (RDX CONCENTRATIONS >2µg/L) – MAY 2022
- 20 — HORIZONTAL EXTENT OF TARGET EXPLOSIVES (RDX CONCENTRATIONS >20µg/L) – MAY 2022

2,4,6-TNT = 2,4,6-TRINITROTOLUENE
CO2 = CARBON DIOXIDE
DOC = DISSOLVED ORGANIC CARBON
J = ESTIMATED QUALIFIER
Mg/L = MILLIGRAMS PER LITER
OU = OPERABLE UNIT
RDX = HEXAHYDRO-1,3,5-TRINITRO-1,3,5-TRIAZINE
µg/L = MICROGRAMS PER LITER

NOTE:
EXPLOSIVES PLUME BASED ON 2022 SAMPLING RESULTS (ANNUAL AND QUARTERLY OU1 REBOUND STUDY/PERFORMANCE MONITORING)

N

0 2000 4000
SCALE FEET

Bruce ENGINEERING AECOM

DEEP GROUNDWATER
LABORATORY NATURAL ATTENUATION PARAMETERS
(OU1) MAY 2022
CORNHUSKER ARMY AMMUNITION PLANT

DRN. BY: DPG	DATE: 08/11/22	PROJECT NO. 60565355	FIG. NO. 6-1d
CHK'D. BY: DC	DATE: 08/11/22		

October 05, 2022 10:07:53 a.m.
Drawing: O:\DCS\Projects\ENV\60565355_CHAAP_2018\900_CAD_GIS\910_CAD\2022\6-01d.dwg

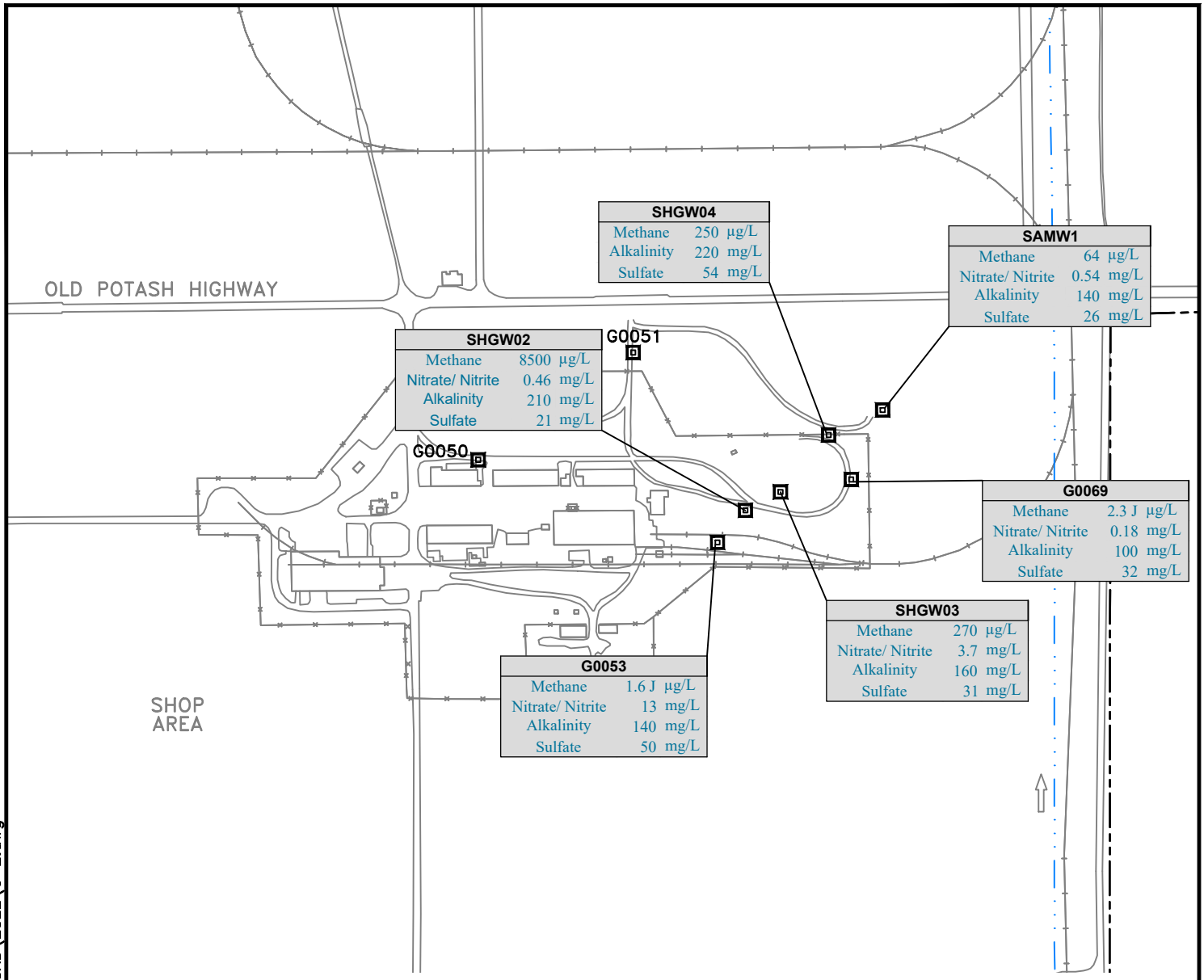

LEGEND:

- ON-POST GROUNDWATER MONITORING WELL
- VOC CONCENTRATIONS ARE LESS THAN MCLs (1,1,2-TCA MCL IS 5 µg/L)
- FACILITY BOUNDARY
- DRAINAGE DITCH FLOW DIRECTION
- SHGW02 — VOC GROUNDWATER SAMPLING RESULTS – MAY 2022

1,1,2-TCA = 1,1,2-TRICHLORETHANE
J = ESTIMATED QUALIFIER
MCL = MAXIMUM CONTAMINANT LEVEL
mg/L = MILLIGRAMS PER LITER
OU = OPERABLE UNIT
µg/L = MICROGRAMS PER LITER
VOC = VOLATILE ORGANIC COMPOUND

N

0 500 1000

SCALE FEET

Brice ENGINEERING AECOM

SHALLOW GROUNDWATER
NATURAL ATTENUATION PARAMETERS
SHOP AREA (OU3) MAY 2022
CORNHUSKER ARMY AMMUNITION PLANT

DRN. BY: DPG	DATE: 08/12/22	PROJECT NO. 60565355	FIG. NO. 6-2
CHK'D. BY: DC	DATE: 08/12/22		

August 22, 2022 8:27:34 a.m.
Drawing: O:\DCS\Projects\ENV\60565355_CHAAP_2018\900_CAD_GIS\910_CAD\2022\6-2.dwg

7.1 GROUNDWATER FLOW MODELING

The approach, methods, and assumptions used to simulate groundwater flow conditions at CHAAP are discussed in the following sections. A more detailed description of the construction of the groundwater flow model is presented in Groundwater Flow and Contaminant Fate and Transport Modeling, Cornhusker Army Ammunition Plant, Grand Island, Nebraska (URS 2001).

7.1.1 Groundwater Flow Modeling Approach and Methodology

Groundwater flow conditions at the site were simulated using the U.S. Geological Survey (USGS) Modular Three-Dimensional Finite-Difference Groundwater Flow Model (MODFLOW) (McDonald and Harbaugh 1988). The MODFLOW model was constructed using Visual MODFLOW (VMODFLOW) (Guiger and Franz 1995) Build 4.6.0.169 Version 8, updated in 2022. VMODFLOW is a pre-processor and does not affect the results generated by running MODFLOW.

7.1.2 Project Uses of the Flow Model

The initial groundwater flow model was developed to predict extraction well capture zones using MODFLOW Particle-tracking Model (MODPATH), the USGS advective particle tracking model. The current remedial system was optimized for maximum containment of the on-post explosives plume using the groundwater flow model; however, in October 2019, the OU1 Rebound Study was initiated (approximately 2-year duration) and pumping at the only operating extraction well (EW7) was temporarily discontinued (set to 0 gpm) and is being maintained in a "standby" status. The groundwater flow model was also used in conjunction with Modular Transport, 3-dimensional, Multi-species Model (MT3DMS), a numerical contaminant fate and transport model (Zheng and Wang 1999), to simulate baseline contaminant (e.g., RDX and TNT) transport and transport under remedial injection conditions.

As a supplement to the OU1 Rebound Study, subsurface injections were completed in October-November 2019 and October-November 2020 to address the residual plumes between EW6 and EW7 and at residual source areas at LL1, LL2, and the Decant Station. These injections have been included in the 2022 modeling evaluation. For the purposes of the groundwater flow model calibration, LL1 and LL2 are grouped with the area between EW6 and EW7 and are collectively referred to as the OU1 RAO on-post area. However, in the contaminant fate and transport section (**Section 7.2**), the load lines are evaluated separately from the rest of the on-post area to determine the amount of mass reduction in the OU1 RAO Load Line Treatment Areas and the OU1 RAO Between EW6 and EW7 Treatment Area as a result of previous subsurface injection activities.

The groundwater flow model was recalibrated using the May 2022 site-wide water level measurement round. The result of the recalibration is presented in **Section 7.1.5**. Following the groundwater flow model recalibration, the model was used in conjunction with MT3DMS (**Section 7.2**) to estimate RDX and TNT mass in the OU1 RAO Load Line Treatment Areas and the Between EW6 and EW7 Treatment Area. The percent RDX and TNT mass reduction between the 2021 and

2022 groundwater monitoring events was calculated to show changes in plume mass between sampling events.

7.1.3 Modeling Assumptions

The assumptions for the groundwater flow modeling effort included the following:

- General MODFLOW model code assumptions (listed in Groundwater Flow and Contaminant Fate and Transport Modeling, Cornhusker Army Ammunition Plant, Grand Island, Nebraska [URS 2001]), which include single calculated head values within each individual cell, completely efficient wells/sinks/sources, and uniformly porous aquifer materials.
- Only steady state groundwater flow conditions were modeled. It was assumed that steady state conditions would be achieved relatively quickly.
- Irrigation well pumping was not included in the groundwater flow model simulations. Historical contaminant migration data and plume geometry indicate irrigation wells have not significantly impacted the groundwater flow over time.
- Constant head boundary conditions and general head boundary (GHB) conditions, set along edges of the active model domain, would not significantly influence model results in the local areas of interest.
- Only nonreactive, advective particle transport was simulated by MODPATH.

7.1.4 Model Setup and Input Parameters

A single, multi-layered flow model was used to simulate groundwater flow in the unconfined water table aquifer (Grand Island Formation) at CHAAP. The finite-difference grid, model boundary conditions, and hydrogeologic input parameters are described below.

7.1.4.1 Finite-Difference Grid

The finite-difference grid was not changed from the refinements made during the 2015 modeling: small grid spacing in the on-post area to allow for a more detailed portrayal of RDX and TNT concentrations in the MT3DMS contaminant fate and transport model.

7.1.4.2 Model Boundary Conditions

Constant head boundary conditions representing the regional groundwater flow regime's influence on local conditions were set along the southwestern and northeastern edges of the model. Constant head boundaries were estimated based on actual water level measurements and were adjusted during the groundwater flow model recalibration. Placement and use of the constant head boundaries followed the same method used in the 2021 version of the model (Brice-AECOM 2022b).

GHBs were adjusted along the northwestern and southeastern model borders when the groundwater flow model was recalibrated. The GHBs represent hydrogeologic conditions outside the model boundaries that potentially affect the groundwater flow within the model.

7.1.4.3 Hydrogeologic Input Parameters

Each node of each layer in the model was defined with site-specific hydrogeologic parameters. Model input values were based on geologic and hydrogeologic characteristics of the units, published values typical for each unit, aquifer pumping tests, aquifer slug tests (Dames and Moore 1995) and model calibration, sensitivity analysis, and verification. A full description of the hydrogeologic model input parameters is presented in Groundwater Flow and Contaminant Fate and Transport Modeling, Cornhusker Army Ammunition Plant, Grand Island, Nebraska (URS 2001). These parameters were not changed in the current version of the model except for the following:

- **Horizontal Hydraulic Gradient.** Average hydraulic gradients were simulated for the alluvial aquifer by varying hydrogeologic parameters, constant head boundary conditions, and GHB conditions. Hydraulic gradients were adjusted for the flow model recalibration using the May 2022 water levels. A potentiometric surface map generated from water levels observed during May 2022 is presented in **Appendix F** as **Figure F-1**.
- **Extraction Well Operation.** On October 28, 2019, the approved OU1 Rebound Study began and pumping at EW7 was discontinued (set to 0 gpm). The model was updated to include no active pumping at OU1.

7.1.5 Groundwater Flow Calibrations

The groundwater flow model was calibrated to the May 2022 water levels. Calibration was achieved by adjusting the model input values, including estimated constant head boundary and GHBs adjustments to current conditions (May 2022), as discussed in **Section 7.1.4**. The calibration configuration and statistics showing acceptable calibration are discussed in the following subsections.

7.1.5.1 Calibrated Groundwater Flow Configuration

The May 2022 water table is shown on **Figure F-1**. In general, groundwater flow direction, hydraulic gradient, and hydraulic head closely matched the interpreted data (**Tables F-1** and **F-2**).

The major sources of calibration error in the model were related to the areas of undefined geology and hydrogeology in the northeast part of the model domain. However, this area was a relatively small portion of the model, several miles from the extraction well system, and did not significantly affect the overall model results. The final aquifer parameter values were set in these areas such that the model results would closely match their respective water level inputs. Conversely, the geologic profile and hydrogeologic parameters around the extraction wells have been fully defined

based on several years of investigation and monitoring. Each year, new data are generated and incorporated into the model to better predict groundwater flow conditions and contaminant fate and transport.

7.1.5.2 Calibration Statistics for the May 2022 Water Level Event

The model was calibrated to water levels measured in 66 monitoring wells and piezometers during the May 2022 groundwater monitoring event. The calculated differences between baseline model-estimated water levels and observed water levels are presented in **Table F-1**. A summary of the calibration statistics calculated for each flow regime (i.e., on-post, off-post, and City of Grand Island) is shown in **Table F-2**. The mean absolute differences between observed hydraulic heads and simulated hydraulic heads in each flow regime were as follows:

- On-Post Area: 0.248 foot
- Off-Post Area: 0.085 foot
- City of Grand Island: 0.249 foot
- Overall Model: 0.241 foot

Calibration statistics indicated the recalibrated flow model portrayed the hydrogeologic setting at CHAAP sufficiently to satisfy the data quality objectives of this project. The normalized root mean square was 1.168 percent (the goal was below 5 percent), and the correlation coefficient was 0.998 (a value of 1.0 indicates perfect correlation) between the observed and model-calculated data points.

Average model calibration residuals within 5 percent of the total head variation were considered adequate, given the 27.62-foot head variant across the model area. The calibrated model head residual value for the overall model was 0.871 percent of the total head change, indicating statistically excellent model calibration.

7.2 GROUNDWATER CONTAMINANT FATE AND TRANSPORT MODEL EVALUATION

The objectives of the numerical contaminant fate and transport evaluation were to:

- Estimate the reduction of RDX and TNT mass in the OU1 RAO Load Line Treatment Areas as a result of the 2020 subsurface injections and natural degradation processes. These mass estimations were used to determine percent mass reduction in the Load Line Treatment Areas between May/June 2021 and May 2022.
- Estimate the reduction of RDX and TNT mass in the OU1 RAO Between EW6 and EW7 Treatment Area as a result of the 2019 and 2020 subsurface injections and natural degradation processes. These mass estimations were used to determine percent mass

reduction in the Between EW6 and EW7 Treatment Area between May/June 2021 and May 2022.

- Evaluate the short-term changes (May/June 2021 to May 2022) in the distribution of the on-post RDX and TNT plumes.
- Evaluate the long-term changes (>20 years) in the distribution of the on-post RDX and TNT and predict site remediation time frames (**Section 7.2.6**).

In the short-term evaluations, percent mass reduction estimates for RDX and TNT were made by comparing the May/June 2021 groundwater monitoring event conditions and the May 2022 groundwater monitoring event conditions (includes 2020 subsurface injection performance monitoring data from February/March 2022). Input parameters for each condition were updated using current contaminant concentrations.

Long-term evaluations were completed to predict contaminant fate and transport over time and to estimate long-term percent mass reduction for RDX and TNT. The long-term evaluations were based on current (May 2022) contaminant concentrations, past and current contaminant fate and transport conditions, and current remedial actions (subsurface injection).

The approach, methods, and assumptions used to estimate RDX and TNT mass at CHAAP are discussed in the following sections. A more detailed description of the original construction of the fate and transport model is presented in Groundwater Flow and Contaminant Fate and Transport Modeling, Cornhusker Army Ammunition Plant, Grand Island, Nebraska (URS 2001).

7.2.1 Contaminant Fate and Transport Modeling Approach and Methods

Contaminant fate and transport of explosives was simulated using MT3DMS (Zheng and Wang 1999), a three-dimensional, block-centered, finite-difference, numerical transport model. MT3DMS retrieves the hydraulic heads, flow terms, and source sink terms from the MODFLOW groundwater flow model results and calculates chemical concentrations over time. The MT3DMS models were constructed using VMODFLOW. VMODFLOW is a pre- and post-processor and does not affect results generated by running MT3DMS.

The contaminant fate and transport model was used to calculate RDX and TNT mass present at the time of the May/June 2021 and May 2022 groundwater monitoring events. The results generated using the May/June 2021 model served as the baseline model. A new version of the model was created using the May 2022 groundwater monitoring data (includes 2020 subsurface injection performance monitoring data from February/March 2022). The same model grid dimensions, groundwater configurations, and flow parameters used in the groundwater flow model were used in both versions of the transport model.

To obtain the long-term mass estimates, the May 2022 version of the model was set to run for 25 years. Degradation rates have been enhanced by the effects of injections from 2007 to 2021 and, based on the current conditions (annual concentrations and water level measurements) and

input parameters, these updated rates were used in the 2022 long-term scenario to predict future explosives degradation rates over time (**Sections 7.2.3** and **7.2.6**).

7.2.2 Modeling Assumptions

MT3DMS uses chemical characteristic input values to calculate contaminant dispersion and degradation and MODFLOW output to calculate advection (MT3DMS accounts for the effects of sorption/desorption, dispersion, and natural degradation (biotic and abiotic) or other chemical reactions that can be simulated with a first-order decay rate term for the removal of a chemical from the modeled system. The model cannot simulate more complicated chemical reactions, such as precipitation/dissolution based on changing local conditions, the rate of exhaustion of bionutrients based on variable uptake by indigenous microorganisms, or the transformation of a chemical into a degradation by-product.

In general, modeling assumptions followed those presented in Groundwater Flow and Contaminant Fate and Transport Modeling, Cornhusker Army Ammunition Plant, Grand Island, Nebraska (URS 2001). Key assumptions for this modeling effort included the following:

- The steady-state MODFLOW model assumptions, setup, and results are appropriate for the contaminant transport model.
- Irrigation well pumping (estimated at approximately 800 to 1,200 gpm per well) was not included in the groundwater contaminant fate and transport modeling simulations due to the varying pumping rates and inconsistent usage (seasonal needs and owner's discretion). Historical contaminant migration data and plume geometry indicate irrigation wells have not significantly impacted contaminant migration patterns over time and would not affect the contaminant mass estimates.
- Dissolved RDX and TNT concentrations from the May 2022 groundwater monitoring event were used to interpret isoconcentration maps. These isoconcentration maps were used as model input concentrations.
- Current dissolved concentrations near the source areas at LL1 and LL2 were used as the initial values for residual source concentrations.
- RDX and TNT are subject to adsorption, dispersion, and biodegradation approximated with first-order decay rates as they are transported through the saturated zone.

7.2.3 Contaminant Fate and Transport Model Setup and Input Parameters

The CHAAP contaminant transport model was constructed using the same overall model setup and sensitivity evaluations (URS 2001) as the MODFLOW groundwater flow model. The groundwater flow components were described in **Section 7.1**. The chemical specific input parameters, which were modified from the previous version of this model, are discussed below.

7.2.3.1 Initial Target Compound Concentrations

Initial RDX and TNT concentrations were entered into VMODFLOW to reflect the May/June 2021 and May 2022 contaminant concentrations at CHAAP. Initial concentrations were based on the actual RDX and TNT concentrations, as presented in **Section 5**. The May 2021 annual groundwater LTM event and Q6 subsurface injection performance monitoring event (June 2021) were used to generate the May/June 2021 initial contaminant concentrations. The May 2022 annual groundwater LTM event results and Q8 subsurface injection performance monitoring event results (February/March 2022) were used to generate the May 2022 initial contaminant concentrations. Further discussion on the 2021 to 2022 mass comparison is provided in **Section 7.2.5**. **Figures F-2** through **F-5** show the May 2021 model input concentrations (for comparison purposes) and May 2022 model input concentrations for RDX and TNT.

Groundwater sampling results indicated RDX and TNT contamination was present only within the top 15 to 20 feet of groundwater in the OU1 RAO on-post plume areas. To simulate this environment, model layers 1 and 2 (out of 3) were assigned the RDX and TNT initial concentrations shown on **Figures F-2** through **F-5**. Layer 3, which represents the bottom 13 feet of the aquifer at CHAAP, was not assigned RDX and TNT initial concentrations (initial concentrations were input with a value of zero).

Once the initial May 2022 RDX and TNT concentrations were entered into model layers 1 and 2, the model was run to determine the amount of mass and mass reduction in the entire OU1 RAO on-post plume areas. To separately evaluate the two on-post areas (OU1 RAO Load Line Treatment Areas and Between EW6 and EW7 Treatment Area), new, duplicate versions of the models were created. In these new versions of the model, the OU1 RAO Load Lines and Between EW6 and EW7 Treatment Areas were selected as an active transport zone and allowed to run. Using this modeling technique, it was possible to calculate the amount of mass and mass reduction in the OU1 RAO Load Lines and Between EW6 and EW7 Treatment Areas.

7.2.3.2 Residual Source Concentrations

Residual source concentrations are residual sources of contamination that do not move and slowly degrade during the model's run-time. At CHAAP, these locations represent areas where RDX and TNT continue to add contaminant mass to the aquifer (residual source areas). Based on groundwater contaminant concentration trends near and downgradient of the former melt/pour buildings and previously excavated explosives wastewater cesspools at LL1 and LL2, it was interpreted that residual sources remained just to the east of the former locations of these features, and at various locations at LL1. Based on historical well sampling results and direct push groundwater vertical profile sampling results, it is interpreted that the residual sources are located in the top 10 to 15 feet of the subsurface, and during periods of lower water levels (where depth to water is more than 15 feet bgs), the residual sources slowly leach into the groundwater through precipitation. It was also interpreted that during the periods of higher water levels (where depth to water is between 5 and 15 feet bgs), the residual sources come into contact with the groundwater, causing more rapid dissolution and desorption of explosives. The residual source concentrations

used in the 2021 version of the model (Brice-AECOM 2022b) were adjusted because the 2022 groundwater monitoring events improved source location and concentration data. These new locations and concentrations more accurately represented the site conditions at CHAAP at the time of the 2022 groundwater monitoring events. Based on historic concentrations in the source areas, the residual source concentrations in the model were assigned half-life values of 1.0 years for RDX and TNT if they were in an active injection treatment zone; otherwise they were assigned a half-life of 2.0 years. **Figure F-6** shows the values and locations of the residual source concentrations. **Table F-3** summarizes the model input parameters used for each contaminant.

7.2.3.3 Contaminant Transport Model Input Parameters

MT3DMS requires the user to define the contaminant model (e.g., RDX and TNT) with a number of site-specific and chemical-specific input parameters and to make some simplifying assumptions based on existing site information. Contaminant fate and transport input values are summarized in **Table F-3** and in the Groundwater Flow and Contaminant Fate and Transport Modeling, Cornhusker Army Ammunition Plan, Grand Island, Nebraska (URS 2001). Most recent decay rate constant calculations are included in Appendix G of the Final 2015 Groundwater Annual Monitoring and Subsurface Injection Report (BW-URS 2017a) (discussed in Section 6.4). The model input parameters were based on the hydrogeologic characteristics of the model layers, site chemical and geotechnical analyses, and estimates of chemical characteristics from recent literature values. The following input parameters were altered from the previous version of the model:

- **Time.** MT3DMS used the steady-state, time-independent flow field generated by MODFLOW to simulate contaminant fate and transport over time. For the short-term evaluations, each model was run under steady-state conditions for 1 day to obtain estimated RDX and TNT masses. For the long-term evaluation, the 2022 model was run under steady state flow conditions for 25 years to obtain estimated RDX and TNT masses over time.
- **Biodegradation Half-life.** Historical concentration data were used to establish contaminant reduction trends and estimate biodegradation half-lives (URSGWCFS 1999). The methods of Graves (1995) and Buscheck and Alcantar (1995) were used to establish a range of estimated half-lives for RDX and TNT.
  - **Natural Attenuation Half-life.** In the 2007 through 2021 contaminant fate and transport models, assigned half-life values for RDX and TNT were 7.3 and 5.7 years, respectively. Data collected in recent years from the OU1 RAO on-post plume area not impacted by recent subsurface injections indicated that the assigned reduced half-life values were appropriate and therefore, these half-life values were not adjusted in the 2022 contaminant fate and transport model.
  - **Treatment Zone Half-life.** To simulate the 2020 treatment zones, representative sections of the model correlating to the injection zone locations were assigned reduced half-life values of 0.92 and 0.86 year for RDX and TNT, respectively. Additionally, the 2019 treatment zones and the 2020 downgradient treatment zones

were assigned reduced half-life values of 5.85 years for RDX and 2.88 years for TNT. The downgradient half-life values were calculated from historical concentration data collected at downgradient monitoring locations where injections occurred between 2007 and 2015. **Figure F-7** shows the locations of the 2019 and 2020 treatment zones entered into the model. Treatment zones injected prior to 2019 were set to natural attenuation in the 2022 model, because their effectiveness is likely significantly diminished. Although this conservative approach was selected, it is likely that the residual effects of subsurface injections completed prior to 2019 remain and will help future injections rapidly reestablish highly anaerobic treatment zones in those areas. **Table F-3** presents the half-life values used for the 2019 and 2020 treatment zones.

— **Feedlot Half-life.** To better simulate the actual aquifer conditions underlying the downgradient feedlot area, reduced half-life values of 3.6 years for RDX and 2.4 years for TNT were assigned to the footprint of the feedlot in all three layers of the 2022 model (see **Figure F-7**).

7.2.4 Contaminant Fate and Transport Model Calibration and Limitations

The contaminant fate and transport model setup and input parameters were calibrated to accurately simulate the extent of the current explosives plume. This effort included qualitative model calibration and understanding the limitations of the model predictions.

7.2.4.1 Contaminant Fate and Transport Model Calibration

The 2022 contaminant fate and transport model was calibrated to May 2022 conditions using real, field-observed values from the May 2022 groundwater monitoring events. The model was then allowed to run for 1 day to reach equilibrium. Model-generated concentration maps for each contaminant were compared to real-world data for accuracy.

7.2.4.2 Contaminant Fate and Transport Model Limitations

Limitations of the contaminant fate and transport model are directly related to the model assumptions presented earlier in this section and in **Appendix F**. These limitations included a single concentration value within each cell, equilibrium-controlled sorption/desorption, and irreversible linear decay rates. The model input parameters are provided in **Table F-3**. The largest limitations for the CHAAP site were:

- Residual source concentrations and dissolved explosive decay rates were estimated model input parameters and not model-calculated over time as the natural attenuation capacity of the aquifer (e.g., assimilative capacity) changed.
- Target explosives calibration was limited to interpreted plumes based on the May 2022 monitoring data and historic trends.

These limitations were compensated for by:

- Conservative mass input at the residual source concentration areas (likely overestimating mass)
- Conservative initial RDX and TNT concentrations (likely overestimating mass)
- Chemical- and location-specific degradation rates

7.2.5 2022 Modeling Results / 2021 and 2022 Mass Comparisons

The May/June 2021 to May 2022 explosives mass estimations and percent reduction for the OU1 RAO Load Line Treatment Areas, the area between EW6 and EW7, and the total area are provided in **Table 7-1** and **Table F-4 (Appendix F).** As discussed in **Section 7.2.1**, based on the methodology used, the fate and transport model likely overestimates the RDX and TNT mass remaining in the aquifer in May 2022 and underestimates the percent RDX and TNT mass reduction between May/June 2021 and May 2022.

Representative estimates of the explosives mass in the OU1 RAO Load Line Treatment Areas at the time of May/June 2021 monitoring event were 1.43 pounds of RDX and 0.56 pounds of TNT. Representative estimates of the explosives mass at the time of the May 2022 monitoring event were 0.57 pounds of RDX and 0.44 pounds of TNT. This is approximately a 49.2-percent mass decrease of RDX+TNT. This decrease in RDX+TNT mass can be attributed to successful reduction in concentrations due to the 2020 subsurface injections at LL1 and LL2, and low precipitation between events reducing constant concentrations in the source areas (**Table 7-1**).

By comparison, representative estimates of the May/June 2021 explosives mass in the OU1 RAO Between EW6 and EW7 Treatment Area were 0.12 pounds for RDX and 19.67 pounds for TNT. Representative estimates of the explosives mass at the time of the May 2022 sampling event in the same areas were 0.00 pounds for RDX and 17.74 pounds for TNT. This is approximately a 10.4-percent mass decrease for RDX+TNT (**Table 7-1**). This decrease in RDX+TNT mass can be attributed to successful reduction in concentrations due to the 2019 and 2020 subsurface injections between EW6 and EW7 (**Table 7-1**).

7.2.6 Long-Term Modeling Results / Mass Estimations

Following model recalibration and completion of mass estimations, contaminant transport modeling was used to predict long-term contaminant transport conditions. This modeling evaluation was completed with the MT3DMS contaminant fate and transport model. Contaminant fate and transport modeling simulations for RDX are shown on **Figures F-8** through **F-15**. Modeling simulations for TNT are shown on **Figures F-16** through **F-23**.

Under the above scenario, the model-predicted results indicated there is no further off-post migration of RDX or TNT, and the on-post RDX and TNT concentrations are reduced to below the HALs in 8 years. These remediation times take into consideration the 2019 and 2020 injections in the residual source areas at LL1 and LL2 and concentrations between EW6 and EW7.

TABLE 7-1
EXPLOSIVES MASS ESTIMATIONS AND PERCENT REDUCTIONS
2022 ANNUAL REPORT

May/June 2021			
Explosives Parameter(s)	**Load Line Treatment Areas (mass in pounds)**	**Between EW6 and EW7 Treatment Area (mass in pounds)**	**Total Area (mass in pounds)**
RDX	1.43	0.12	1.55
TNT	0.56	19.67	20.23
RDX+TNT	1.99	19.79	21.78

May 2022					
Explosive Parameter(s)	**Load Line Treatment Areas (mass in pounds)**	**Between EW6 and EW7 Treatment Area (mass in pounds)**	**Total Area (mass in pounds)**	**Load Line Treatment Areas (percent reduction since 2021)**	**Between EW6 and EW7 Treatment Area (percent reduction since 2021)**
RDX	0.57	0.00	0.57	60.1%	100.0%
TNT	0.44	17.74	18.18	22.3%	9.8%
RDX+TNT	1.01	17.74	18.75	49.2%	10.4%

Notes:

The explosives mass was estimated using the CHAAP groundwater contaminant fate and transport model.

% = percent

CHAAP = Cornhusker Army Ammunition Plant

EW = extraction well

RDX = hexahydro-1,3,5-trinitro-1,3,5-triazine

TNT = 2,4,6-trinitrotoluene

8.1 OU1 OFF-POST GROUNDWATER EXPLOSIVES PLUME INSTITUTIONAL CONTROLS

The revised remedy for OU1 was established in the ROD Amendment (URSGWCFS 2001b, dated August 2001 and signed by USEPA on September 26, 2001). The OU1 remedy included institutional controls and actions designed to help prevent exposure to contaminated groundwater until contaminant concentrations throughout the plume area are at or below the cleanup levels (HALs and MCLs) discussed in **Section 5** of this report. As discussed in **Section 5**, explosives concentrations in all off-post wells sampled in May 2022 are below the HALs; however, institutional controls were still reviewed in accordance with the OU1 ROD Amendment. The following sections describe the off-post institutional controls and the annual 2022 review (including visual survey and City of Grand Island verifications) for each control. A summary of the 2022 institutional controls' effectiveness is included in **Table 8-1**.

8.1.1 City Ordinance Institutional Control/Action

The City of Grand Island established an "Overlay Zone" Ordinance that designates an institutional control area (Groundwater Control Area Number [No.] 2) within the corporate limits and additional zoning jurisdiction (2 miles outside city limits) of the City of Grand Island, in which it prohibits drilling drinking water supply wells. Per Grand Island City Code, chapter 35, article VII. Groundwater Control Area No. 2, the boundaries of Groundwater Control Area No. 2 shall be maintained in the Hall County – City of Grand Island Cooperative GIS using information supplied by the U.S. Army and modified in accordance with periodic monitoring data prepared by the U.S. Army and reviewed by the USEPA and NDEQ (City of Grand Island 2022). The Grand Island city limits with Overlay Zone are shown on **Figure 1-2**.

Although all off-post explosives plume concentrations are below the HALs, the City of Grand Island continues to monitor and enforce the ordinance by denying plumbing permits to connect residences to private wells near the previous explosives plume. On May 10, 2022, a visual survey was completed of the land parcels near the historic off-post explosives plume. The intent of the survey was to verify that no groundwater-impacting construction (construction requiring plumbing permits) was being completed. This survey was completed from the public right-of-way, and only minor utility work was observed. On September 19, 2022, the City of Grand Island Building Department was contacted, and it was confirmed that there are plumbing permit restrictions for private wells within the boundary of the Overlay Zone and that no plumbing permits for private well hookups were issued in the past 12 months.

Additionally, upon approval of the Final 2022 Annual Report, the Building Department will be sent updated, georeferenced computer-aided drafting files and a copy of the off-site map with May 2022 concentrations. The Building Department has indicated that the map with current concentrations will be kept on file and will be used in the future to enforce the ordinance.

Additionally, as local drilling controls, the Central Platte Natural Resources District (CPNRD) put into effect on January 5, 2016 a suspension on the drilling of new wells and the issuance of permits to construct new wells for groundwater use in fully and over appropriated areas in Grand Island

and surrounding areas. This suspension is for the installation of all wells including municipal, industrial, and irrigation wells and is still in effect. CPNRD's Groundwater Quantity Management Plan (CPNRD 2022) provides current rules and regulations for transfers, variances and offsets, and exemptions for groundwater use in fully and over appropriated areas, which includes 6 to 8 miles along the Platte River throughout the CPNRD and the CHAAP plume area. The CPNRD suspension of new well installation includes, but is not specific to, the CHAAP plume area.

8.1.2 Water Supply Institutional Control/Action

The City of Grand Island continues to supply potable water to all residences in the plume area and designated Overlay Zone. The Grand Island city limits and Overlay Zone are shown on **Figure 1-2**. On September 19, 2022, the City of Grand Island Building Department was contacted, and it was confirmed that all residences in the historic plume area (and the Overlay Zone) are currently supplied with water from the City of Grand Island.

8.1.3 Hazard Communication Institutional Control/Action

The Grand Island Independent newspaper will be notified when the annual monitoring report is issued at the conclusion of each annual sampling round. The U.S. Army will issue press releases to the Grand Island Independent newspaper regarding plume locations, concentrations, and associated drinking water hazards when the annual report is completed.

8.2 OU1 ON-POST GROUNDWATER EXPLOSIVES PLUME INSTITUTIONAL CONTROLS

The on-post OU1 remedy established in the ROD Amendment (URSGWCFS 2001b) included institutional controls and actions designed to help prevent exposure to contaminated groundwater until contaminant concentrations throughout the plume area are at or below the cleanup levels (HALs and MCLs are discussed in **Section 5** of this report). The following sections state the on-post institutional controls and the annual 2022 review (including visual survey and NEDNR review) for each control. A summary of the 2022 institutional controls' effectiveness is included in **Table 8-1**.

8.2.1 Deed Restrictions Institutional Control/Action

When property in the vicinity of the plume is excessed, the deed restrictions include: 1) restrictive covenants prohibiting drinking water supply well drilling in the plume vicinity until groundwater is cleaned up to HALs; 2) restrictive covenants prohibiting the use of the property for residential purposes; and 3) right-of-entry to the property by USACE (and their contractors) to perform environmental restoration work. On May 10, 2022, a visual survey was completed at land parcels with existing explosives plumes by accessing properties during the field event and making visual confirmations. The survey verified that no water supply wells have been drilled in the plume vicinity. Additionally, the NEDNR website (NEDNR 2022) was consulted in September 2022 to verify that drinking water supply wells have not been drilled in the plume vicinity and that none of the excessed property is used for residential purposes. No property transfers occurred in 2022.

8.2.2 Hall County Zoning Plan Institutional Control/Action

The Hall County Reuse Plan will enforce excessed CHAAP land designation for agricultural, recreational, and industrial zoning. The Hall County Reuse Plan is still in place and the excessed CHAAP land is being used for agricultural, recreational, and industrial purposes.

8.2.3 Well Drilling Prohibition Institutional Control/Action

Following established deed restrictions and permitting approval process through CPNRD, water supply well drilling is prohibited by the U.S. Army within 2,500 feet of the plume area. During the May 10, 2022 visual survey and after reviewing the NEDNR website (NEDNR 2022) in September 2022, it was confirmed that water supply well drilling has not occurred in the plume area.

8.3 OU3 SHOP AREA INSTITUTIONAL CONTROLS

Institutional controls for OU3 were established in the ROD (USACE 1999, dated October 1999 and signed December 1999). The following section states the OU3 institutional controls and the annual 2022 review (including visual survey and NEDNR review) for the controls. A summary of the 2022 institutional controls' effectiveness is included in **Table 8-1**.

Deed Restrictions Institutional Control/Action

Deed restrictions have been placed on excessed property, which include prohibiting water supply well drilling and residential use of the property. During the May 10, 2022 visual survey and after reviewing the NEDNR website (NEDNR 2022) in September 2022, it was confirmed that no water supply wells have been installed and the property is not used for residential purposes.

8.4 INSTITUTIONAL CONTROLS REVIEW SUMMARY

The institutional controls established in the OU1 ROD Amendment (URSGWCFS 2001b) and the OU3 ROD (USACE 1999) for CHAAP are fully operative and effective. It can therefore be stated that the overall objective of the institutional controls, to help prevent exposure to contaminated groundwater at CHAAP, has been achieved through September 2022. The remaining months for 2022 will be included in the 2023 institutional controls review (anticipated September 2023).

TABLE 8-1
SUMMARY OF INSTITUTIONAL CONTROLS: 2022 REVIEW
2022 ANNUAL REPORT

Area	August 2001 Institutional Controls Summary	September 2022 Effectiveness Review
OU1 Off-Post Plume		
	City Ordinance that prohibits drinking water supply well drilling in Overlay Zone. Ordinance is enforced through plumbing permits.	No plumbing permits for private well hookups in the Overlay Zone were issued by the City of Grand Island.
	City of Grand Island will continue to provide water supply to all residences in plume area.	The City of Grand Island supplied water to all residences in the plume area.
	Communicate plume locations, concentrations, and drinking water hazards to the public through press releases in the Grand Island Independent newspaper.	U.S. Army submitted press releases regarding plume locations, concentrations, and drinking water hazards to the local newspaper.
OU1 On-Post Plume		
	U.S. Army placed land restrictions on excessed property that:	Excessed land has not been used for residential purposes.
	- prohibit drinking water supply well drilling in plume vicinity - prohibit use of property for residential purposes	No drinking water supply wells have been drilled in the plume vicinity.
	Hall County Reuse Plan designates/zones all excessed CHAAP property as agricultural, recreational, and industrial use only.	Excessed CHAAP land is only used for agricultural, recreational, and industrial purposes.
	Water supply well drilling is prohibited in the plume area on U.S. Army property.	Water supply wells have not been drilled in the plume area on U.S. Army property.
OU3 On-Post Area		
	U.S. Army placed land restrictions on excessed property that:	Excessed land has not been used for residential purposes.
	- prohibit drinking water supply well drilling in plume vicinity - prohibit use of property for residential purposes	No drinking water supply wells have been drilled in the plume vicinity.

9.1 2022 CONCLUSIONS

9.1.1 Groundwater Treatment Facility

On October 28, 2019, pumping at EW7 and operation of the GWTF was discontinued, mothballed, and is being maintained in a standby status during the OU1 Rebound Study. Routine O&M activities continue at on-post well houses EW1 through EW7 and the GWTF as described in **Section 2.2**.

9.1.2 OU1 and OU3 Annual Groundwater Long-Term Monitoring

9.1.2.1 OU1 On- and Off-Post

The May 2022 OU1 annual groundwater LTM results and quarterly OU1 Rebound Study/subsurface injection sampling results indicate small areas of RDX and/or TNT concentrations above the HALs remain at LL1, LL2, between EW6 and EW7 (near the former facility boundary). No RDX or TNT concentrations were detected above HALs at LL3, LL4, LL5, and the Decant Station. At OU1 on-post wells, multiple locations with declines in RDX and TNT concentrations and the presence of breakdown products indicate that explosives degradation is occurring. On-post remedial actions (soil removal, groundwater extraction, and subsurface injections) account for much of the overall mass reduction in groundwater.

At a majority of the OU1 on-post wells, when compared to the previous event results (i.e., annual 2021 and/or Q8 sampling events), explosive concentrations have decreased (or remained nondetect) in May 2022. Of the minor number of wells where explosives concentrations did increase, only one well between EW6 and EW7 increased to above a HAL in May 2022 (TNT at PZ018). TNT concentrations at well PZ018 have been above the HAL since its installation in 2001, except for 2016, Q3 (2020), and Q8 (February/March 2022), and are lowest since 2001. Variable but decreasing concentrations at PZ018 are likely due to the 2019/2020 injection activities causing mobilization of dissolved explosives, as similarly identified following prior injection activities.

Concentrations of TNT and/or RDX were below the HALs at all off-post monitoring well locations in May 2022, which is consistent with all previous annual sampling events since 2014, and quarterly OU1 Rebound Study sampling results and indicates that the OU1 off-post MNA remedy is functioning as intended. However, as verified from quarterly OU1 Rebound Study off-post direct push sampling, the TNT plume which extends slightly downgradient of the former facility boundary, has not migrated further downgradient (Brice-AECOM 2022b).

Eight rounds of the OU1 Rebound Study and the OU1 subsurface injection quarterly performance monitoring activities have been completed through May 2022. To date, the OU1 Rebound Study and OU1 subsurface injection activities and performance monitoring activities are detailed in the Final OU1 Rebound Study Letter Report – Baseline Event (Brice-AECOM 2020a), Final OU1 Rebound Study Letter Report – Quarter 2 Event (Brice-AECOM 2020c), Final OU1 Rebound Study Letter Report – Quarter 3 Event (Brice-AECOM 2020d), Final OU1 Rebound Study Letter Report – Quarter 4 Event (Brice-AECOM 2021a), Final OU1 Rebound Study Letter Report –

Quarter 5 Event (Brice-AECOM 2021c), Final OU1 Rebound Study Letter Report – Quarter 6 Event (Brice-AECOM 2022a), Final OU1 Rebound Study Letter Report – Quarter 7 Event (Brice-AECOM 2022c), and Final OU1 Rebound Study Letter Report – Quarter 8 Event (Brice-AECOM 2022d).

9.1.2.2 OU3 Shop Area

At the OU3 Shop Area, all reported VOC concentrations were below the MCLs during the May 2022 event. At well SHGW03, 1,1,2-TCA concentrations have been below the MCL until 2020 and 2021 but decreased to below the MCL in 2022. At upgradient well SHGW02, the concentrations of 1,1,2-TCA has remained below its MCL since 2010. These historic 1,1,2-TCA concentration at SHGW03 are likely the result of increasing groundwater elevations causing dissolution and desorption of 1,1,2-TCA trapped in the vadose zone. Conditions conducive to biodegradation of VOCs continue to persist at the OU3 Shop Area.

9.1.2.3 Monitoring Program Optimizations

There are no suggested monitoring program optimizations for OU1/OU3.

9.1.3 Groundwater Modeling

Annual groundwater modeling for OU1 estimated that the mass of RDX+TNT in the OU1 RAO Load Line Treatment Areas decreased by 49.2-percent, and that the mass of RDX+TNT in the Between EW6 and EW7 Treatment Area decreased by 10.4-percent between 2021 and 2022. The changes in mass were calculated using computer-modeled mass estimates from the baseline (May/June 2021) and the 2022 groundwater sampling events (OU1 Rebound Study, OU1 subsurface injection performance monitoring, and OU1 annual LTM).

The decreases in mass in the Treatment Areas were likely due to the 2019 and 2020 subsurface injections completed at LL1, LL2, the Decant Station, and between EW6 and EW7. Although concentrations increased at select locations, a majority of wells in these areas either showed decreases in concentrations or remained nondetect. Completing future plume refinement sampling activities (i.e., 2023 on-post direct push groundwater investigations) will likely further reduce the estimated site remediation timeframe; however, groundwater modeling estimates that the overall estimated mass remaining in the Treatment Areas is minimal.

The latest groundwater model, with the consideration of the subsurface injections and EW7 no longer pumping, predicts that on-site remediation will be complete within 8 years and that the on-post plume will not migrate further downgradient.

9.2 2023 RECOMMENDATIONS

Recommendations for CHAAP activities are based on data presented in this 2022 annual report. The recommended activities for 2023 include: OU1/OU3 annual groundwater LTM activities (including direct push groundwater sampling locations established during the OU1 Rebound Study), OU1 on-post direct push groundwater investigation sampling, monitoring well

abandonments, and reporting.

Details for the OU1 Rebound Study that began in October 2019 (i.e., GWTF shutdown O&M and OU1 Rebound Study sampling) are included in the Final OU1 Rebound Study Work Plan (Brice-AECOM 2019a) and details for the 2020 subsurface injections and associated performance monitoring are included in the Final 2019 Annual Report (Brice-AECOM 2020b). The most recent OU1 Rebound Study and subsurface injection planned activities are included in the Final OU1 Rebound Study Letter Report – Quarter 8 Event (Brice-AECOM 2022d). Based on the OU1 Rebound Study events, and in accordance with the OU1 Rebound Study Work Plan (Brice-AECOM 2019b) Decision Points, Contingency Actions, and Inputs it is recommended to continue annual groundwater monitoring at OU1 in accordance with the Final UFP-QAPP (BW-URS 2014) and its Final Addendum 2 UFP-QAPP (Brice-AECOM 2018), continue to sample the OU1 Rebound Study quarterly direct push sampling locations during annual sampling events to provide data for monitoring plume concentration trends and potential downgradient migration, and proceed with a Focused Feasibility Study (FFS). The FFS will summarize and evaluate the completed OU1 Rebound Study, present remedial action objectives and general response actions, identify and screen technologies, assemble selected technologies and process options into remedial alternatives, and evaluate those alternatives using the National Contingency Plan (NCP) criteria. Additionally, it is recommended for the GWTF to remain shut down and follow alternatives as described in the pending FFS.

The following actions are recommended for 2023 at CHAAP:

9.2.1 Groundwater Treatment Facility

As completed during OU1 Rebound Study activities, the GWTF and extraction wells are recommended to remain in standby condition (pumping set to 0 gpm and minimal operations at GWTF). Routine O&M activities such as lawn mowing, snow removal, pest control, and site security will be continued.

9.2.2 OU1 Monitoring Well Abandonments

Six off-post monitoring wells (NW050, NW051, NW052, NW080, NW081R, and NW082R) are recommended for abandonment. The six off-post wells were part of the quarterly OU1 Rebound Study sampling events and/or OU1 annual LTM event and can no longer be accessed (since Q5-February/March 2021) due to the landowner not renewing the access lease. These six wells have had concentrations below the explosives HALs since 2012 or longer. Additionally, the 12 remaining off-post monitoring wells have had concentrations below the explosives HAL since 2013 or longer and are proposed for abandonment.

Two on-post monitoring wells (G0090 and G0120) are recommended for abandonment (or maintenance).

- At LL2, on-post monitoring well G0120 was damaged by farming activities, prior to May 2021. Due to damage identified at G0120, groundwater elevation measurements and/or samples are not able to be collected and therefore this well is also proposed for

abandonment. Monitoring well G0120 was installed in 2014, has been below HALs since installation, and multiple wells surrounding G0120 are also sampled annually as part of the annual OU1 LTM event (and have also been below HALs since 2015 or longer).

- Between EW6 and EW7, monitoring well G0090 was identified as compromised in May 2022 (assumed shallow tree roots compromising PVC well casing/causing blockage at approximately 4-feet btoc/1-foot bgs). After failed attempts to clear by the sampling team, the well was unable to be sampled with a downhole pump or tubing. Monitoring well G0090 was installed in 2010, has been below HALs since 2017, and is in proximity of adjacent wells with concentrations above HALs (i.e., G0089 to the north). Due to proximity of explosives plumes and historic concentrations above HALs, well G0090 is recommended to continue as part of OU1 LTM program. Well maintenance is recommended at G0090 (to clear blockage, redevelopment) or abandonment and reinstallation, if necessary.

OU1 monitoring well abandonment or maintenance activities will be completed in accordance with the Final UFP-QAPP (BW-URS 2014) and its Final Addendum 2 UFP-QAPP (Brice-AECOM 2018). Field activities are tentatively scheduled to be completed in either early spring (prior to harvest) or the late fall (following harvest) 2023. The landowners will be contacted at least one week prior to the beginning of field activities and advised of the 2023 field activity schedule. It is anticipated that monitoring well abandonment or maintenance activities will take approximately two to three days to complete. Proposed monitoring well abandonment screened intervals, well depths, and well locations are presented in **Table 9-1**. The proposed monitoring well abandonment locations are shown on **Figure 9-1**.

9.2.3 OU1 and OU3 Annual Groundwater Long-Term Monitoring

9.2.3.1 OU1

Annual groundwater monitoring recommendations for OU1 are as follows:

- Continue annual site-wide groundwater level measurement event (OU1/OU3) from on- and off-post monitoring wells, piezometers, and extraction well observation wells (**Table 9-2**).
- Continue annual monitoring of explosives concentrations and trends in 12 OU1 off-post monitoring wells, 59 OU1 on-post monitoring wells, and 16 on-post piezometers to determine current conditions of off- and on-post explosives concentrations (**Table 9-3**). OU1 off-post monitoring wells, on-post monitoring wells, and piezometers proposed for annual sampling in 2023 are shown on **Figure 9-1**.
- Continue direct push groundwater sampling annually at three OU1 off-post locations (former quarterly OU1 Rebound Study locations) to determine current conditions of off-post explosives concentrations. Off-post direct push groundwater sampling recommendations (including on-post OU1 direct push groundwater investigation sampling) is further discussed in **Section 9.2.4**.

- Continue annual monitoring of water quality/MNA parameter trends in off-post and on-post wells to evaluate the effectiveness of the OU1 off-post MNA remedy and on-post subsurface injection treatment areas, respectively.

9.2.3.2 OU3

Annual groundwater monitoring recommendations for OU3 are as follows:

- Continue annual monitoring of VOC concentrations and trends at two OU3 Shop Area wells (**Table 9-3**). OU3 Shop Area monitoring wells proposed for sampling in 2023 are shown on **Figure 9-2**.
- Continue annual monitoring of VOCs and MNA parameters, including analysis for methane, ethane, and ethene to evaluate the effectiveness of the OU3 MNA remedy.
- Continue annual monitoring of TPH-DRO at one OU3 Shop Area well.

9.2.3.3 OU1 and OU3 Groundwater Monitoring Schedule

The annual OU1/OU3 groundwater monitoring is recommended to begin in March 2023. Private-property owners will be contacted at least one week prior to the beginning of the OU1/OU3 groundwater monitoring activities and advised of the 2023 field activity schedule. It is anticipated that annual OU1/OU3 groundwater monitoring activities will take approximately three to four weeks to complete.

9.2.4 OU1 Direct Push Groundwater Sampling

9.2.4.1 OU1 On-Post

An OU1 on-post direct push groundwater investigation sampling event is recommended to be completed to fill additional data gaps that exist between EW6 and EW7. The data gap sampling will be completed using direct push technology as used previously (2007 to 2022), most recently in February 2022 (OU1 Rebound Study). Based on 2022 sampling results (OU1 Rebound Study and annual OU1 LTM event), and in consultation with the CHAAP Project Team, it is recommended to collect direct push groundwater samples at 10 additional on-post locations to fill data gaps between EW6 and EW7. Once the data gap sampling is complete, the result will further define the horizonal and vertical extent of explosives plume, improve contaminant modeling accuracy and remediation time frame estimates, and help direct future RAO activities (i.e., subsurface injections, monitoring well installations, etc.). Proposed on-post direct push groundwater investigation locations are shown on **Figure 9-3**.

The 2022 proposed on-post direct push groundwater investigation sampling locations and depths are based on previous direct push investigation results completed between EW6 and EW7 in 2018 (presented in the Final 2018 Annual Groundwater Monitoring Report [Brice-AECOM 2019b]) and current monitoring well data from screened intervals on-post between EW6 and EW7 (see **Section 5.1.3**). Based on these results, 21 on-post direct push groundwater investigation samples will be collected primarily near the water table surface (shallow depth – approximately 20 to 25 feet bgs)

and in the core of the explosives plume (shallow-intermediate depth – approximately 30 to 35 feet bgs) (see **Table 9-4**). Additionally, one location will also be collected at an intermediate depth (approximately 40 to 45 feet bgs) as previously completed in 2018. Groundwater sampling depths may be adjusted in the field based on depth to water, analytical results, and changing ground surface elevations.

On-post direct push groundwater investigation samples will be completed in accordance with procedures and as described in the Final UFP-QAPP (BW-URS 2014) and its Final Addendum 2 UFP-QAPP (Brice-AECOM 2018). Direct push groundwater samples will be analyzed for explosives only (including MNX) (USEPA Method 8330A). On-post direct push groundwater sample locations, sample ID numbers, sample screened intervals, QC locations, and sample parameters are provided on **Table 9-4**. The analysis of the 21 direct push groundwater samples will verify if additional areas need to be addressed during future activities during shutdown of EW7 (i.e., subsurface injection and performance monitoring activities, monitoring well installations).

9.2.4.2 OU1 Off-Post

As part of the OU1 annual sampling event, OU1 off-post direct push groundwater sampling is recommended to be completed annually at three off-post direct push locations, which were collected during the OU1 Rebound Study. During the OU1 Rebound Study, these three locations were selected to collect screening data to continue monitoring explosives concentrations where permanent monitoring wells are not present and are not able to be installed due to private land ownership. The OU1 off-post direct push groundwater sample locations will provide data for monitoring plume concentration trends and potential downgradient migration and are shown on **Figure 9-4**.

The proposed annual off-post direct push groundwater sampling locations and depths are based on previous OU1 Rebound Study direct push sampling results, most recently the Quarter 8 event (Brice-AECOM 2022d), and the current 2022 monitoring well data (see **Sections 5.1** and **5.2**). Based on these results, a total of nine off-post direct push groundwater samples will be collected from the three locations. At locations OS001 and OS003, samples will be collected from shallow depths (approximately 20 to 25 feet bgs), shallow-intermediate depths (approximately 30 to 35 feet bgs), and intermediate depths (approximately 40 to 45 feet bgs) (see **Table 9-4**). At the NW050R location and based on existing well cluster NW050 (no longer sampled due to private landowner restrictions), direct push groundwater samples will be collected from shallow depth (approximately 16 to 20 feet bgs), shallow-intermediate depth (approximately 31 to 35 feet bgs), and an intermediate depth (approximately 56 to 60 feet bgs) (see **Table 9-4**). Groundwater sampling depths may be adjusted in the field based on depth to water, analytical results, and changing ground surface elevations.

Off-post direct push groundwater samples will be completed in accordance with procedures listed in Final Addendum 3 UFP-QAPP (Brice-AECOM 2019a) and as detailed in OU1 Rebound Study Letter Reports, with the most recent activities included in the Final OU1 Rebound Study Letter Report – Quarter 8 Event (Brice-AECOM 2022d). Direct push groundwater samples will be

analyzed for explosives only (including MNX) (USEPA Method 8330A). Off-post direct push groundwater sample locations, sample ID numbers, sample screened intervals, QC locations, and sample parameters are provided on **Table 9-4**. The analysis of the 9 direct push groundwater samples will determine current conditions of off-post explosives concentrations and potential downgradient migration.

9.2.4.3 OU1 Direct Push Groundwater Sampling Schedule

The OU1 direct push groundwater sampling events (on-post and off-post) is recommended to begin in March 2023. Private-property owners will be contacted at least one week prior to the beginning of the OU1 direct push groundwater sampling activities and advised of the 2023 field activity schedule. It is anticipated that the OU1 direct push groundwater sampling activities will take approximately one week to complete.

9.2.5 Reporting

The following will be documented in the 2023 Annual Report:

- Summary of 2023 field activities associated with OU1/OU3
- Summary of current GWTF O&M activities and shutdown status
- Presentation of the nature and extent of OU1/OU3 contamination
- Evaluation the off-post OU1/OU3 MNA remedies
- Evaluation of OU1 statistical trends
- Recalibration of the groundwater flow and contaminant fate and transport model based on field measured groundwater elevations and explosives analytical results
- Adjustment of RDX and TNT half-life input values and constant concentrations within the LL1 and LL2 source areas based on the 2023 OU1 groundwater analytical data
- Discussion of the recalibrated groundwater flow and contaminant fate and transport model with respect to plume migration
- Completion of an institutional controls review
- Assessment of the need to restart of EW7 operations, if necessary
- Evaluation and optimization of OU1/OU3 sampling programs and schedule
- Evaluation and recommendations for future activities (RAO operations, subsurface injections, monitoring program, well installations and abandonments, etc.)

TABLE 9-1
2022 PROPOSED MONITORING WELL ABANDONMENT LOCATIONS, OU1
2022 ANNUAL REPORT

Monitoring Well ID	Property Ownership	Cluster or Single Well	Casing Dia.	Screened Interval (feet bgs)	Well Depth (feet btoc)	Coordinates[1] Northing	Coordinates[1] Easting	Year Installed	Last Year > HAL
Off-Post Monitoring Well Abandonment Locations									
NW050	Little B's / Baxter	Cluster	4"	10-20	20.14	406567.11	2072396.24	1984	2001
NW051		Cluster	4"	30-35	34.56	406542.92	2072401.28	1984	2000
NW052		Cluster	4"	55-60	60.86	406561.29	2072410.16	1984	N/A
NW080	T&E Cattle Co / Baxter	Cluster	4"	8-18	21.45	406616.48	2075116.44	1984	1997
NW081R		Cluster	2"	35-45	47.73	406617.07	2075148.66	2012*	2011
NW082R		Cluster	2"	46-56	59.47	406617.82	2075190.08	2012*	1997
On-Post Monitoring Well Abandonment Locations									
G0090[2]	Woitaszewski, Jerald & Linda	Single	2"	25-35	37.88	402480.26	2059971.21	2010	2017
G0120	CAIP LLC	Single	2"	20-30	32.31	402480.26	2059971.21	2014	N/A

Notes:

[1]Horizontal coordinates are in Nebraska State Plane, North American Datum of 1983.

[2]G0090 was identified as damaged in May 2022 and unable to be sampled. G0090 is recommended for maintenance or abandonment/reinstallation, if necessary.

*NW081 and NW082 were originally installed in 1984, but damaged and reinstalled in 2012.

bgs = below ground surface

btoc = below top of casing

Dia. = diameter

ID = identification

HAL = health advisory level

N/A = not applicable; historical data does not have any explosives concentrations greater than (>) HALs

TABLE 9-2
2023 PROPOSED WATER LEVEL MEASUREMENT LOCATIONS, OU1/OU3
2022 ANNUAL REPORT

Groundwater Measurement Location	Top of Casing Elevation[1] (ft amsl)	Ground Elevation[1,2] (ft amsl)	Approximate Screened Interval (ft bgs)	Well Depth (ft btoc)
OU1 Off-Post Monitoring Wells				
CA210	1888.15	1886.65	5-15	16.80
CA211	1888.22	1886.44	30-40	42.83
CA212	1888.17	1886.09	54-64	67.00
CA213	1888.07	1886.14	77-87	89.80
NW020	1898.51	1895.78	15-25	27.92
NW021	1898.76	1895.90	37-42	45.75
NW022	1898.68	1896.00	59-64	66.60
NW060	1889.18	1889.50	10-20	20.05
NW061	1888.80	1889.50	40-45	45.38
NW062	1888.97	1889.50	58-63	63.54
NW070	1884.77	1885.00	10-20	20.63
NW071	1884.59	1885.00	55-60	60.19
OU1 On-Post Monitoring Wells				
G0017	1910.60	1907.90	16-31	33.93
G0022	1899.16	1896.40	18-33	34.98
G0023	1901.71	1899.00	19-34	35.85
G0024	1896.00	1893.10	16-31	33.28
G0044	1918.95	1916.15	11-26	28.26
G0045	1910.10	1908.30	45-55	58.56
G0048	1900.80	1899.00	6-16	17.92
G0049	1901.28	1899.30	46-56	58.31
G0066R	1909.49	1907.50	20-30	32.60
G0067	1901.47	1899.60	5-20	22.52
G0070	1901.31	1898.80	75-80	82.65
G0075	1901.22	1899.20	25-35	37.71
G0076	1901.02	1898.90	54-64	65.20
G0077	1896.38	1893.90	25-35	37.70
G0078	1896.34	1894.10	50-60	62.80
G0079	1901.42	1899.00	8-18	19.62
G0080	1899.38	1896.80	25-35	37.70
G0081	1901.60	1899.10	28-38	41.30

Notes:

[1]Elevation datum based on National Geodetic Vertical Datum of 1929.

[2]Ground elevations are provided from field surveying or estimated measurments from TOC.

amsl = above mean sea level

bgs = below ground surface

btoc= below top of casing

EW = extraction well

ft = feet

ID = identification number

NA = not available

OU = Operable Unit

PZ = piezometer

TABLE 9-2
2023 PROPOSED WATER LEVEL MEASUREMENT LOCATIONS, OU1/OU3
2022 ANNUAL REPORT

Groundwater Measurement Location	Top of Casing Elevation[1] (ft amsl)	Ground Elevation[1,2] (ft amsl)	Approximate Screened Interval (ft bgs)	Well Depth (ft btoc)
G0082	1901.17	1898.70	28-38	41.01
G0083	1897.86	1895.40	21-31	33.48
G0084	1906.97	1904.60	20-30	32.91
G0085	1905.79	1903.50	20-30	32.98
G0086	1897.25	1895.80	28-38	40.30
G0087	1898.00	1895.70	25-35	37.56
G0088	1898.44	1896.00	25-35	37.40
G0089	1899.75	1897.30	25-35	37.96
G0090		to-be-determined: Needs Maintenance		
G0091	1896.88	1894.80	20-30	31.85
G0092	1897.02	1894.70	40-50	52.78
G0093	1899.47	1897.14	20-30	32.10
G0094	1903.72	1901.47	15-25	27.50
G0095	1910.24	1908.60	15-25	27.09
G0096	1905.94	1903.30	15-25	27.93
G0097	1903.62	1901.10	15-25	27.83
G0098	1903.23	1900.60	15-25	27.85
G0099	1903.36	1900.70	15-25	27.40
G0100	1910.46	1907.80	15-25	27.85
G0101	1910.64	1907.90	15-25	27.90
G0102	1912.20	1908.91	15-25	28.19
G0103	1912.31	1908.92	14-24	28.22
G0104	1911.55	1908.74	15-25	28.04
G0105	1911.41	1908.28	15-25	28.18
G0106	1912.15	1909.29	15-25	28.02
G0107	1911.38	1908.36	15-25	28.26
G0108	1902.84	1900.20	15-25	27.62
G0109	1901.24	1898.90	15-25	27.65
G0110	1901.91	1899.00	15-25	28.28
G0111	1911.94	1909.60	15-25	27.54
G0112	1901.06	1898.02	15-25	27.94
G0113	1903.06	1900.11	15-25	28.01

Notes:

[1]Elevation datum based on National Geodetic Vertical Datum of 1929.

[2]Ground elevations are provided from field surveying or estimated measurments from TOC.

amsl = above mean sea level

bgs = below ground surface

btoc= below top of casing

EW = extraction well

ft = feet

ID = identification number

NA = not available

OU = Operable Unit

PZ = piezometer

TABLE 9-2
2023 PROPOSED WATER LEVEL MEASUREMENT LOCATIONS, OU1/OU3
2022 ANNUAL REPORT

Groundwater Measurement Location	Top of Casing Elevation[1] (ft amsl)	Ground Elevation[1,2] (ft amsl)	Approximate Screened Interval (ft bgs)	Well Depth (ft btoc)
G0114	1901.92	1899.19	15-25	27.02
G0115	1908.41	1906.57	20-30	32.25
G0116	1904.19	1901.86	20-30	33.20
G0117	1905.50	1902.73	20-30	32.05
G0118	1901.28	1898.66	15-25	27.62
G0119	1909.16	1906.29	20-30	32.45
G0121	1909.10	1905.95	20-30	32.35
G0122	1909.68	1906.57	20-30	32.85
G0123	1908.65	1905.78	20-30	32.00
OU1 On-Post Piezometers				
PZ001	1918.60	1915.80	10-30	32.85
PZ004	1916.69	1913.79	10-30	32.92
PZ005	1916.09	1913.59	10-30	33.30
PZ007	1909.49	1907.50	10-30	32.82
PZ009	1907.02	1904.90	10-30	32.90
PZ010	1907.31	1905.30	10-30	32.85
PZ011	1906.56	1904.90	10-30	32.90
PZ012	1906.92	1904.70	10-30	32.85
PZ013	1905.29	1902.30	10-30	32.89
PZ014	1905.21	1903.10	10-30	32.85
PZ015	1901.71	1899.60	10-30	32.84
PZ016	1901.62	1899.40	10-30	32.80
PZ017R	1895.17	1892.90	10-30	32.42
PZ018	1896.88	1894.70	10-30	31.90
PZ019	1901.30	1898.90	10-30	32.23
PZ020	1899.25	1897.00	10-30	32.33
OU1 Observation Wells (EW4, EW5, EW6, EW7)				
EW4-OW4A	1909.85	1907.35	31-51	52.95
EW4-OW4B	1910.11	1907.61	31-51	53.10
EW4-OW4C	1909.91	1907.41	31-51	53.25
EW5-OW5A	1907.88	1905.38	29-59	60.80

Notes:

[1]Elevation datum based on National Geodetic Vertical Datum of 1929.

[2]Ground elevations are provided from field surveying or estimated measurments from TOC.

amsl = above mean sea level

bgs = below ground surface

btoc= below top of casing

EW = extraction well

ft = feet

ID = identification number

NA = not available

OU = Operable Unit

PZ = piezometer

TABLE 9-2
2023 PROPOSED WATER LEVEL MEASUREMENT LOCATIONS, OU1/OU3
2022 ANNUAL REPORT

Groundwater Measurement Location	Top of Casing Elevation[1] (ft amsl)	Ground Elevation[1,2] (ft amsl)	Approximate Screened Interval (ft bgs)	Well Depth (ft btoc)
EW5-OW5B	1908.38	1905.88	29-59	61.00
EW5-OW5C	1908.11	1905.61	29-59	60.94
EW6-OW6A	1902.68	1900.18	29-54	55.99
EW6-OW6B	1902.70	1900.20	29-54	56.55
EW6-OW6C	1902.96	1900.46	29-54	56.75
EW7-OW7A	1896.19	1894.10	25-50	52.84
EW7-OW7B	1896.53	1894.03	25-50	52.25
EW7-OW7C	1894.48	1893.82	29-54	55.85
OU3 Shop Area On-Post Monitoring Wells				
G0050	1902.29	1900.60	NA	25.25
G0051	1902.22	1900.40	NA	18.45
G0053	1902.88	1901.10	NA	25.13
G0069	1900.02	1898.10	NA	25.24
SAMW1	1899.91	1899.91	NA	22.18
SHGW02	1902.50	1902.50	6-21	24.11
SHGW03	1901.33	1901.33	6-21	23.70
SHGW04	1899.82	1899.82	16-21	23.09

Notes:

[1]Elevation datum based on National Geodetic Vertical Datum of 1929.

[2]Ground elevations are provided from field surveying or estimated measurments from TOC.

amsl = above mean sea level

bgs = below ground surface

btoc= below top of casing

EW = extraction well

ft = feet

ID = identification number

NA = not available

OU = Operable Unit

PZ = piezometer

TABLE 9-3
2023 PROPOSED GROUNDWATER SAMPLING LOCATIONS, OU1/OU3 MONITORING WELLS AND PIEZOMETERS
2022 ANNUAL REPORT

Sample Location ID	Frequency[1]	Screened Interval	Top of Casing Elevation (feet amsl)[2]	Approximate Sample Depth (feet btoc)	Approximate Sample Elevation (feet amsl)[2]	Analytical Parameters						
						Explosives[3]	VOCs[3]	TPH-DRO[3]	Laboratory MNA Parameters[3,4]	Field Water Quality Parameters[5]	Field Duplicate Samples[6]	MS/MSD Samples[7]
OU1 Off-Post Monitoring Wells												
CA210	Annual	Top GI Fm.	1888.15	13	1875.2	X			X	X		
CA211	Annual	Mid GI Fm.	1888.22	38	1850.2	X			X	X		
CA212	Annual	Base GI Fm.	1888.17	62	1826.2	X			X	X		
CA213	Annual	Top Holdrege Fm.	1888.07	85	1803.1	X			X	X		
NW020	Annual	Top GI Fm.	1898.51	23	1875.5	X			X	X		
NW021	Annual	Mid GI Fm.	1898.76	43	1855.8	X			X	X		
NW022	Annual	Base GI Fm.	1898.68	63	1835.7	X			X	X		
NW060	Annual	Top GI Fm.	1889.18	15	1874.2	X			X	X		
NW061	Annual	Mid GI Fm.	1888.80	43	1845.8	X			X	X		
NW062	Annual	Base GI Fm.	1888.97	60	1829.0	X			X	X		X
NW070	Annual	Top GI Fm.	1884.77	15	1869.8	X			X	X		
NW071	Annual	Base GI Fm.	1884.59	57	1827.6	X			X	X		
					OU1 Off-Post Totals	**12**	**0**	**0**	**12**	**12**	**0**	**1**

Notes:

[1]Sampling frequency is based on annual OU1/OU3 LTM sampling event (once-annually).

[2]Elevation datum based on National Geodetic Vertical Datum of 1929.

[3]Explosives (+ MNX) analysis (SW846 Method 8330A), VOCs analysis (SW846 Method 8260B), TPH-DRO analysis (SW846 Method 8015), and laboratory MNA parameter analysis will be completed on normal turnaround basis (21 day).

[4]Laboratory MNA parameters for OU1 include: methane (Method RSK 175), total Kjeldahl nitrogen (Method 351.2), nitrate/nitrite (Method 353.2), sulfate (Method 9056A), sulfide (Method 9034), ammonia (Method 350.1), dissolved organic carbon (Method 9060A), alkalinity (Method 2320B), and carbon dioxide (back calculated Method 2320B). For OU3: methane, ethane, ethene (Method RSK 175), nitrate/nitrite (Method 353.2), sulfate (Method 300.1), and alkalinity (Method 2320B) only.

[5]Field water quality parameters include: dissolved oxygen, oxidation/reduction potential, ferrous iron, turbidity, specific conductance, pH, and temperature.

[6]Field duplicate samples will be collected at a rate of 5% (1 per 20 samples collected) for the full suite of laboratory parameters.

[7]MS/MSD samples will be collected at a rate of 5% (1 per 20 samples collected) for the full suite of laboratory parameters.
Laboratory analysis will be completed by Eurofins-TestAmerica, Inc., Denver, Colorado.

% = percent
amsl = above mean sea level
btoc = below top of casing
ID = identification number
MNX = mono-nitroso-RDX
MS/MSD = matrix spike/matrix spike duplicate
OU = Operable Unit
RDX = hexahydro-1,3,5-trinitro-1,3,5-triazine
RSK = Robert S. Kerr
TPH-DRO = total petroleum hydrocarbons-diesel range organics
VOC = volatile organic compound

TABLE 9-3
2023 PROPOSED GROUNDWATER SAMPLING LOCATIONS, OU1/OU3 MONITORING WELLS AND PIEZOMETERS
2022 ANNUAL REPORT

Sample Location ID	Frequency[1]	Screened Interval	Top of Casing Elevation (feet amsl)[2]	Approximate Sample Depth (feet btoc)	Approximate Sample Elevation (feet amsl)[2]	Analytical Parameters						
						Explosives[3]	VOCs[3]	TPH-DRO[3]	Laboratory MNA Parameters[3,4]	Field Water Quality Parameters[5]	Field Duplicate Samples[6]	MS/MSD Samples[7]
OU1 On-Post Monitoring Wells												
G0017	Annual	Top GI Fm.	1910.60	27	1883.6	X			X	X		
G0022	Annual	Top GI Fm.	1899.16	29	1870.2	X			X	X		
G0023	Annual	Top GI Fm.	1901.71	30	1871.7	X			X	X		
G0024	Annual	Top GI Fm.	1896.00	27	1869.0	X			X	X		
G0044	Annual	Top GI Fm.	1918.95	22	1897.0	X			X	X		
G0045	Annual	Base GI Fm.	1910.10	53	1857.1	X			X	X		
G0048	Annual	Top GI Fm.	1900.80	14	1886.8	X			X	X		
G0049	Annual	Base GI Fm.	1901.28	54	1847.3	X			X	X		
G0066R	Annual	Top GI Fm.	1909.49	28	1881.5	X			X	X		
G0067	Annual	Top GI Fm.	1901.47	16	1885.5	X			X	X		
G0070	Annual	Top Holdrege Fm.	1901.31	82	1819.3	X			X	X		X
G0075	Annual	Mid GI Fm.	1901.22	33	1868.2	X			X	X		
G0076	Annual	Base GI Fm.	1901.02	62	1839.0	X			X	X		
G0077	Annual	Mid GI Fm.	1896.38	33	1863.4	X			X	X		
G0078	Annual	Base GI Fm.	1896.34	58	1838.3	X			X	X		

Notes:

[1]Sampling frequency is based on annual OU1/OU3 LTM sampling event (once-annually).

[2]Elevation datum based on National Geodetic Vertical Datum of 1929.

[3]Explosives (+ MNX) analysis (SW846 Method 8330A), VOCs analysis (SW846 Method 8260B), TPH-DRO analysis (SW846 Method 8015), and laboratory MNA parameter analysis will be completed on normal turnaround basis (21 day).

[4]Laboratory MNA parameters for OU1 include: methane (Method RSK 175), total Kjeldahl nitrogen (Method 351.2), nitrate/nitrite (Method 353.2), sulfate (Method 9056A), sulfide (Method 9034), ammonia (Method 350.1), dissolved organic carbon (Method 9060A), alkalinity (Method 2320B), and carbon dioxide (back calculated Method 2320B). For OU3: methane, ethane, ethene (Method RSK 175), nitrate/nitrite (Method 353.2), sulfate (Method 300.1), and alkalinity (Method 2320B) only.

[5]Field water quality parameters include: dissolved oxygen, oxidation/reduction potential, ferrous iron, turbidity, specific conductance, pH, and temperature.

[6]Field duplicate samples will be collected at a rate of 5% (1 per 20 samples collected) for the full suite of laboratory parameters.

[7]MS/MSD samples will be collected at a rate of 5% (1 per 20 samples collected) for the full suite of laboratory parameters.
Laboratory analysis will be completed by Eurofins-TestAmerica, Inc., Denver, Colorado.

% = percent
amsl = above mean sea level
btoc = below top of casing
ID = identification number
MNX = mono-nitroso-RDX
MS/MSD = matrix spike/matrix spike duplicate
OU = Operable Unit
RDX = hexahydro-1,3,5-trinitro-1,3,5-triazine
RSK = Robert S. Kerr
TPH-DRO = total petroleum hydrocarbons-diesel range organics
VOC = volatile organic compound

TABLE 9-3
2023 PROPOSED GROUNDWATER SAMPLING LOCATIONS, OU1/OU3 MONITORING WELLS AND PIEZOMETERS
2022 ANNUAL REPORT

Sample Location ID	Frequency[1]	Screened Interval	Top of Casing Elevation (feet amsl)[2]	Approximate Sample Depth (feet btoc)	Approximate Sample Elevation (feet amsl)[2]	Analytical Parameters						
						Explosives[3]	VOCs[3]	TPH-DRO[3]	Laboratory MNA Parameters[3,4]	Field Water Quality Parameters[5]	Field Duplicate Samples[6]	MS/MSD Samples[7]
G0079	Annual	Top GI Fm.	1901.42	16	1885.4	X			X	X		
G0080	Annual	Mid GI Fm.	1899.38	33	1866.4	X			X	X		
G0081	Annual	Mid GI Fm.	1901.60	36	1865.6	X			X	X		
G0082	Annual	Mid GI Fm.	1901.17	36	1865.2	X			X	X		
G0083	Annual	Top GI Fm.	1897.86	29	1868.9	X			X	X		
G0084	Annual	Top GI Fm.	1906.97	28	1879.0	X			X	X		
G0085	Annual	Top GI Fm.	1905.79	28	1877.8	X			X	X		
G0086	Annual	Mid GI Fm.	1897.25	36	1861.3	X			X	X		
G0087	Annual	Mid GI Fm.	1898.00	33	1865.0	X			X	X		
G0088	Annual	Mid GI Fm.	1898.44	33	1865.4	X			X	X		
G0089	Annual	Mid GI Fm.	1899.75	33	1866.8	X			X	X		
G0090	TBD - Needs Maintenance											
G0091	Annual	Top GI Fm.	1896.88	28	1868.9	X			X	X		
G0092	Annual	Mid GI Fm.	1897.02	48	1849.0	X			X	X		
G0093	Annual	Top GI Fm.	1899.47	28	1871.5	X			X	X		
G0094	Annual	Top GI Fm.	1903.72	23	1880.7	X			X	X	X	

Notes:

[1]Sampling frequency is based on annual OU1/OU3 LTM sampling event (once-annually).

[2]Elevation datum based on National Geodetic Vertical Datum of 1929.

[3]Explosives (+ MNX) analysis (SW846 Method 8330A), VOCs analysis (SW846 Method 8260B), TPH-DRO analysis (SW846 Method 8015), and laboratory MNA parameter analysis will be completed on normal turnaround basis (21 day).

[4]Laboratory MNA parameters for OU1 include: methane (Method RSK 175), total Kjeldahl nitrogen (Method 351.2), nitrate/nitrite (Method 353.2), sulfate (Method 9056A), sulfide (Method 9034), ammonia (Method 350.1), dissolved organic carbon (Method 9060A), alkalinity (Method 2320B), and carbon dioxide (back calculated Method 2320B). For OU3: methane, ethane, ethene (Method RSK 175), nitrate/nitrite (Method 353.2), sulfate (Method 300.1), and alkalinity (Method 2320B) only.

[5]Field water quality parameters include: dissolved oxygen, oxidation/reduction potential, ferrous iron, turbidity, specific conductance, pH, and temperature.

[6]Field duplicate samples will be collected at a rate of 5% (1 per 20 samples collected) for the full suite of laboratory parameters.

[7]MS/MSD samples will be collected at a rate of 5% (1 per 20 samples collected) for the full suite of laboratory parameters.
Laboratory analysis will be completed by Eurofins-TestAmerica, Inc., Denver, Colorado.

% = percent
amsl = above mean sea level
btoc = below top of casing
ID = identification number
MNX = mono-nitroso-RDX
MS/MSD = matrix spike/matrix spike duplicate
OU = Operable Unit
RDX = hexahydro-1,3,5-trinitro-1,3,5-triazine
RSK = Robert S. Kerr
TPH-DRO = total petroleum hydrocarbons-diesel range organics
VOC = volatile organic compound

TABLE 9-3
2023 PROPOSED GROUNDWATER SAMPLING LOCATIONS, OU1/OU3 MONITORING WELLS AND PIEZOMETERS
2022 ANNUAL REPORT

Sample Location ID	Frequency[1]	Screened Interval	Top of Casing Elevation (feet amsl)[2]	Approximate Sample Depth (feet btoc)	Approximate Sample Elevation (feet amsl)[2]	Analytical Parameters						
						Explosives[3]	VOCs[3]	TPH-DRO[3]	Laboratory MNA Parameters[3,4]	Field Water Quality Parameters[5]	Field Duplicate Samples[6]	MS/MSD Samples[7]
G0095	Annual	Top GI Fm.	1910.24	23	1887.2	X			X	X		
G0096	Annual	Top GI Fm.	1905.94	23	1882.9	X			X	X	X	
G0097	Annual	Top GI Fm.	1903.62	23	1880.6	X			X	X		
G0098	Annual	Top GI Fm.	1903.23	23	1880.2	X			X	X		
G0099	Annual	Top GI Fm.	1903.36	23	1880.4	X			X	X		
G0100	Annual	Top GI Fm.	1910.46	23	1887.5	X			X	X		
G0101	Annual	Top GI Fm.	1910.64	23	1887.6	X			X	X		
G0102	Annual	Top GI Fm.	1912.20	23	1889.2	X			X	X		
G0103	Annual	Top GI Fm.	1912.31	22	1890.3	X			X	X		
G0104	Annual	Top GI Fm.	1911.55	22	1889.6	X			X	X		
G0105	Annual	Top GI Fm.	1911.41	23	1888.4	X			X	X		
G0106	Annual	Top GI Fm.	1912.15	23	1889.2	X			X	X		
G0107	Annual	Top GI Fm.	1911.38	23	1888.4	X			X	X		
G0108	Annual	Top GI Fm.	1902.84	23	1879.8	X			X	X		
G0109	Annual	Top GI Fm.	1901.24	23	1878.2	X			X	X		
G0110	Annual	Top GI Fm.	1901.91	23	1878.9	X			X	X		

Notes:

[1]Sampling frequency is based on annual OU1/OU3 LTM sampling event (once-annually).

[2]Elevation datum based on National Geodetic Vertical Datum of 1929.

[3]Explosives (+ MNX) analysis (SW846 Method 8330A), VOCs analysis (SW846 Method 8260B), TPH-DRO analysis (SW846 Method 8015), and laboratory MNA parameter analysis will be completed on normal turnaround basis (21 day).

[4]Laboratory MNA parameters for OU1 include: methane (Method RSK 175), total Kjeldahl nitrogen (Method 351.2), nitrate/nitrite (Method 353.2), sulfate (Method 9056A), sulfide (Method 9034), ammonia (Method 350.1), dissolved organic carbon (Method 9060A), alkalinity (Method 2320B), and carbon dioxide (back calculated Method 2320B). For OU3: methane, ethane, ethene (Method RSK 175), nitrate/nitrite (Method 353.2), sulfate (Method 300.1), and alkalinity (Method 2320B) only.

[5]Field water quality parameters include: dissolved oxygen, oxidation/reduction potential, ferrous iron, turbidity, specific conductance, pH, and temperature.

[6]Field duplicate samples will be collected at a rate of 5% (1 per 20 samples collected) for the full suite of laboratory parameters.

[7]MS/MSD samples will be collected at a rate of 5% (1 per 20 samples collected) for the full suite of laboratory parameters.
Laboratory analysis will be completed by Eurofins-TestAmerica, Inc., Denver, Colorado.

% = percent
amsl = above mean sea level
btoc = below top of casing
ID = identification number
MNX = mono-nitroso-RDX
MS/MSD = matrix spike/matrix spike duplicate
OU = Operable Unit
RDX = hexahydro-1,3,5-trinitro-1,3,5-triazine
RSK = Robert S. Kerr
TPH-DRO = total petroleum hydrocarbons-diesel range organics
VOC = volatile organic compound

TABLE 9-3
2023 PROPOSED GROUNDWATER SAMPLING LOCATIONS, OU1/OU3 MONITORING WELLS AND PIEZOMETERS
2022 ANNUAL REPORT

Sample Location ID	Frequency[1]	Screened Interval	Top of Casing Elevation (feet amsl)[2]	Approximate Sample Depth (feet btoc)	Approximate Sample Elevation (feet amsl)[2]	Analytical Parameters						
						Explosives[3]	VOCs[3]	TPH-DRO[3]	Laboratory MNA Parameters[3,4]	Field Water Quality Parameters[5]	Field Duplicate Samples[6]	MS/MSD Samples[7]
G0111	Annual	Top GI Fm.	1911.94	23	1888.9	X			X	X	X	
G0112	Annual	Top GI Fm.	1901.60	23	1878.6	X			X	X		
G0113	Annual	Top GI Fm.	1903.06	23	1880.1	X			X	X		
G0114	Annual	Top GI Fm.	1901.92	23	1878.9	X			X	X		
G0115	Annual	Top GI Fm.	1908.41	28	1880.4	X			X	X		
G0116	Annual	Top GI Fm.	1904.19	28	1876.2	X			X	X		
G0117	Annual	Top GI Fm.	1905.50	28	1877.5	X			X	X		
G0118	Annual	Top GI Fm.	1901.28	22	1879.3	X			X	X		
G0119	Annual	Top GI Fm.	1909.16	27	1882.2	X			X	X		
G0121	Annual	Top GI Fm.	1909.10	27	1882.1	X			X	X		
G0122	Annual	Top GI Fm.	1909.68	27	1882.7	X			X	X		
G0123	Annual	Top GI Fm.	1908.65	27	1881.7	X			X	X		
PZ001	Annual	Top GI Fm.	1918.60	23	1895.6	X			X	X		X
PZ004	Annual	Top GI Fm.	1916.69	23	1893.7	X			X	X		
PZ005	Annual	Top GI Fm.	1916.09	23	1893.1	X			X	X		
PZ007	Annual	Top GI Fm.	1909.49	23	1886.5	X			X	X		X

Notes:

[1]Sampling frequency is based on annual OU1/OU3 LTM sampling event (once-annually).

[2]Elevation datum based on National Geodetic Vertical Datum of 1929.

[3]Explosives (+ MNX) analysis (SW846 Method 8330A), VOCs analysis (SW846 Method 8260B), TPH-DRO analysis (SW846 Method 8015), and laboratory MNA parameter analysis will be completed on normal turnaround basis (21 day).

[4]Laboratory MNA parameters for OU1 include: methane (Method RSK 175), total Kjeldahl nitrogen (Method 351.2), nitrate/nitrite (Method 353.2), sulfate (Method 9056A), sulfide (Method 9034), ammonia (Method 350.1), dissolved organic carbon (Method 9060A), alkalinity (Method 2320B), and carbon dioxide (back calculated Method 2320B). For OU3: methane, ethane, ethene (Method RSK 175), nitrate/nitrite (Method 353.2), sulfate (Method 300.1), and alkalinity (Method 2320B) only.

[5]Field water quality parameters include: dissolved oxygen, oxidation/reduction potential, ferrous iron, turbidity, specific conductance, pH, and temperature.

[6]Field duplicate samples will be collected at a rate of 5% (1 per 20 samples collected) for the full suite of laboratory parameters.

[7]MS/MSD samples will be collected at a rate of 5% (1 per 20 samples collected) for the full suite of laboratory parameters.
Laboratory analysis will be completed by Eurofins-TestAmerica, Inc., Denver, Colorado.

% = percent
amsl = above mean sea level
btoc = below top of casing
ID = identification number
MNX = mono-nitroso-RDX
MS/MSD = matrix spike/matrix spike duplicate
OU = Operable Unit
RDX = hexahydro-1,3,5-trinitro-1,3,5-triazine
RSK = Robert S. Kerr
TPH-DRO = total petroleum hydrocarbons-diesel range organics
VOC = volatile organic compound

TABLE 9-3
2023 PROPOSED GROUNDWATER SAMPLING LOCATIONS, OU1/OU3 MONITORING WELLS AND PIEZOMETERS
2022 ANNUAL REPORT

Sample Location ID	Frequency[1]	Screened Interval	Top of Casing Elevation (feet amsl)[2]	Approximate Sample Depth (feet btoc)	Approximate Sample Elevation (feet amsl)[2]	Analytical Parameters						
						Explosives[3]	VOCs[3]	TPH-DRO[3]	Laboratory MNA Parameters[3,4]	Field Water Quality Parameters[5]	Field Duplicate Samples[6]	MS/MSD Samples[7]
PZ009	Annual	Top GI Fm.	1907.02	23	1884.0	X			X	X		
PZ010	Annual	Top GI Fm.	1907.31	23	1884.3	X			X	X		
PZ011	Annual	Top GI Fm.	1906.56	23	1883.6	X			X	X		
PZ012	Annual	Top GI Fm.	1906.92	23	1883.9	X			X	X		
PZ013	Annual	Top GI Fm.	1905.29	23	1882.3	X			X	X		
PZ014	Annual	Top GI Fm.	1905.21	23	1882.2	X			X	X		
PZ015	Annual	Top GI Fm.	1901.71	23	1878.7	X			X	X		
PZ016	Annual	Top GI Fm.	1901.62	23	1878.6	X			X	X		
PZ017R	Annual	Top GI Fm.	1895.17	23	1872.2	X			X	X	X	
PZ018	Annual	Top GI Fm.	1896.88	23	1873.9	X			X	X		
PZ019	Annual	Top GI Fm.	1901.30	23	1878.3	X			X	X		X
PZ020	Annual	Top GI Fm.	1899.25	23	1876.3	X			X	X		
					OU1 On-Post Totals	**74**	**0**	**0**	**74**	**74**	**4**	**4**
OU3 Shop Area On-Post Monitoring Wells												
SHGW02	Annual	Top GI Fm.	1902.50	17	1885.5		X		X	X		
SHGW03	Annual	Top GI Fm.	1901.33	17	1884.3		X	X	X	X	X	
					OU3 On-Post Totals	**0**	**2**	**1**	**2**	**2**	**1**	**0**
					Overall Totals	**86**	**2**	**1**	**88**	**88**	**5**	**5**

Notes:

[1]Sampling frequency is based on annual OU1/OU3 LTM sampling event (once-annually).

[2]Elevation datum based on National Geodetic Vertical Datum of 1929.

[3]Explosives (+ MNX) analysis (SW846 Method 8330A), VOCs analysis (SW846 Method 8260B), TPH-DRO analysis (SW846 Method 8015), and laboratory MNA parameter analysis will be completed on normal turnaround basis (21 day).

[4]Laboratory MNA parameters for OU1 include: methane (Method RSK 175), total Kjeldahl nitrogen (Method 351.2), nitrate/nitrite (Method 353.2), sulfate (Method 9056A), sulfide (Method 9034), ammonia (Method 350.1), dissolved organic carbon (Method 9060A), alkalinity (Method 2320B), and carbon dioxide (back calculated Method 2320B). For OU3: methane, ethane, ethene (Method RSK 175), nitrate/nitrite (Method 353.2), sulfate (Method 300.1), and alkalinity (Method 2320B) only.

[5]Field water quality parameters include: dissolved oxygen, oxidation/reduction potential, ferrous iron, turbidity, specific conductance, pH, and temperature.

[6]Field duplicate samples will be collected at a rate of 5% (1 per 20 samples collected) for the full suite of laboratory parameters.

[7]MS/MSD samples will be collected at a rate of 5% (1 per 20 samples collected) for the full suite of laboratory parameters.

Laboratory analysis will be completed by Eurofins-TestAmerica, Inc., Denver, Colorado.

% = percent
amsl = above mean sea level
btoc = below top of casing
ID = identification number
MNX = mono-nitroso-RDX
MS/MSD = matrix spike/matrix spike duplicate
OU = Operable Unit
RDX = hexahydro-1,3,5-trinitro-1,3,5-triazine
RSK = Robert S. Kerr
TPH-DRO = total petroleum hydrocarbons-diesel range organics
VOC = volatile organic compound

TABLE 9-4
2023 PROPOSED DIRECT PUSH GROUNDWATER SAMPLING LOCATIONS, OU1
2022 ANNUAL REPORT

Sample Location	Groundwater Sample Type	Coordinates[1]		Screened Interval (feet bgs)	Sample ID	Analytical Parameters		
		Northing	Easting			Explosives[2]	Field Duplicate Samples[3]	MS/MSD Samples[4]
OU1 On-post Direct Push Groundwater Investigation Samples[5]								
EW7-DP54	DP SP	403834.73	2069322.13	21 - 25	EW7-DP54-25	X		
				31 - 35	EW7-DP54-35	X		
EW7-DP55	DP SP	406567.11	2072396.24	21 - 25	EW7-DP55-25	X		
				31 - 35	EW7-DP55-35	X		
EW7-DP56	DP SP	403834.73	2069322.13	21 - 25	EW7-DP56-25	X		
				31 - 35	EW7-DP56-35	X		
EW7-DP57	DP SP	406567.11	2072396.24	21 - 25	EW7-DP57-25	X		
				31 - 35	EW7-DP57-35	X		
EW7-DP58	DP SP	403802.28	2067828.63	21 - 25	EW7-DP58-25	X	X	
				31 - 35	EW7-DP58-35	X		
				41 - 45	EW7-DP58-45	X		
EW7-DP59	DP SP	403834.73	2069322.13	21 - 25	EW7-DP59-25	X		
				31 - 35	EW7-DP59-35	X		
EW7-DP60	DP SP	406567.11	2072396.24	21 - 25	EW7-DP60-25	X		
				31 - 35	EW7-DP60-35	X		
EW7-DP61	DP SP	406567.11	2072396.24	21 - 25	EW7-DP61-25	X		
				31 - 35	EW7-DP61-35	X		
EW7-DP62	DP SP	403834.73	2069322.13	21 - 25	EW7-DP62-25	X		
				31 - 35	EW7-DP62-35	X		
EW7-DP63	DP SP	406567.11	2072396.24	21 - 25	EW7-DP63-25	X		
				31 - 35	EW7-DP63-35	X		X
OU1 On-post Direct Push Groundwater Investigation Sample Totals						**21**	**1**	**1**

Notes:

[1]Horizontal coordinates are in Nebraska State Plane, North American Datum of 1983. Coordinates for NW050R are based upon adjacent well coordinates and elevations (i.e., NW050, NW051, NW052).

[2]Explosives (+MNX) analysis (SW846 Method 8330A) only completed.

[3]Field duplicate samples will be collected at a rate of 5% (1 per 20 samples collected) for explosives only. The 21-25 foot depth intervals were chosen for field duplicate samples because concentrations are most likely observed at that depth.

[4]MS/MSD samples will be collected at a rate of 5% (1 per 20 samples collected) for explosives only. The 41-45 foot depth intervals are chosen for MS/MSD samples because concentrations are most likely not observed at that depth.

[5]OU1 on-post direct push groundwater investigation samples will be collected once at locations and depths previously interpreted during direct push investigations (i.e., 2018 and prior). On-post direct push groundwater investigation data will be used for data gap analysis and confirm explosives concentrations and support future activities recommendations (i.e., additional subsurface injections, performance monitoring).

[6]OU1 off-post direct push groundwater samples will be collected annually during the OU1 LTM event, from the ROW, as completed during the OU1 Rebound Study events (i.e., locations OS001, OS003, and NW050R).

% = percent
amsl = above mean sea level
bgs = below ground surface
DP = direct push
ID = identification number
MNX = mono-nitroso-RDX
MS/MSD = matrix spike/matrix spike duplicate
OS = off-post sample
SP = screen point

TABLE 9-4
2023 PROPOSED DIRECT PUSH GROUNDWATER SAMPLING LOCATIONS, OU1
2022 ANNUAL REPORT

Sample Location	Groundwater Sample Type	Coordinates[1]		Screened Interval (feet bgs)	Sample ID	Analytical Parameters		
		Northing	Easting			Explosives[2]	Field Duplicate Samples[3]	MS/MSD Samples[4]
OU1 Off-post Direct Push Groundwater Samples[6]								
OS001	DP SP	403802.28	2067828.63	21 - 25	OS001-DP23A-25	X	X	
				31 - 35	OS001-DP23A-35	X		
				41 - 45	OS001-DP23A-45	X		
OS003	DP SP	403834.73	2069322.13	21 - 25	OS003-DP23A-25	X		
				31 - 35	OS003-DP23A-35	X		
				41 - 45	OS003-DP23A-45	X		X
NW050R	DP SP	406567.11	2072396.24	16 - 20	NW050R-DP23A-20	X		
				31 - 35	NW050R-DP23A-35	X		
				56 - 60	NW050R-DP23A-60	X		
OU1 Off-post Direct Push Groundwater Sample Totals						**9**	**1**	**1**
OU1 Direct Push Groundwater Sample Totals						**30**	**2**	**2**

Notes:

[1]Horizontal coordinates are in Nebraska State Plane, North American Datum of 1983. Coordinates for NW050R are based upon adjacent well coordinates and elevations (i.e., NW050, NW051, NW052).

[2]Explosives (+MNX) analysis (SW846 Method 8330A) only completed.

[3]Field duplicate samples will be collected at a rate of 5% (1 per 20 samples collected) for explosives only. The 21-25 foot depth intervals were chosen for field duplicate samples because concentrations are most likely observed at that depth.

[4]MS/MSD samples will be collected at a rate of 5% (1 per 20 samples collected) for explosives only. The 41-45 foot depth intervals are chosen for MS/MSD samples because concentrations are most likely not observed at that depth.

[5]OU1 on-post direct push groundwater investigation samples will be collected once at locations and depths previously interpreted during direct push investigations (i.e., 2018 and prior). On-post direct push groundwater investigation data will be used for data gap analysis and confirm explosives concentrations and support future activities recommendations (i.e., additional subsurface injections, performance monitoring).

[6]OU1 off-post direct push groundwater samples will be collected annually during the OU1 LTM event, from the ROW, as completed during the OU1 Rebound Study events (i.e., locations OS001, OS003, and NW050R).

% = percent
amsl = above mean sea level
bgs = below ground surface
DP = direct push
ID = identification number
MNX = mono-nitroso-RDX
MS/MSD = matrix spike/matrix spike duplicate
OS = off-post sample
SP = screen point

TOWNSHIP 11 N RANGE 11 W

CAAP–5 OB/OD

NORTH MAGAZINES

SANITARY LANDFILL

LOADLINE 4

LOADLINE 5

SOUTH MAGAZINES

NITRATE AREA

ADMIN AREA

SHGW AREA

Silver Creek

N. 60th ROAD

MONITOR ROAD

ENGLEMAN ROAD

CAPITIAL AVENUE

13th STREET

OLD POTASH HIGHWAY

STOLLEY PARK ROAD

G0063 G0105 G0107 G0106 G0104 G0102 G0103

EW2 PZ005

PZ007 EW3 G0122 G0066R G0017 G0100 G0045 G0111 G0119 G0095 G0121 G0123

PZ014 G0120 PZ013 G0116 PZ010 PZ009 PZ011 EW4 EW5

G0117 G0085 G0084 G0112 G0113 G0108 G0096 G0097 PZ012 G0094 G0098 G0099 G0114 G0109 G0110 G0067 G0101 G0115

G0093 G0079 G0075 G0076 G0070 G0088 G0083 G0022 G0023 G0118 EW6

G0091 G0092 G0080 G0086 G0087 G0081 G0082 G0090 G0089 G0048 G0049 PZ015 PZ016

NW020 NW021 NW022 PZ020 G0024 G0077 G0078 EW7 PZ017R PZ018 PZ019

G0051 SAMW1 G0050 G0069 SHGW02 SHGW03 SHGW04 G0053

PZ001 PZ004 G0044 EW1

NW060 NW061 NW062

NW050 NW051 NW052

NW080 NW081R NW082R

CA210 CA211 CA212 CA213

NW070 NW071

LEGEND:

- ON–POST GROUNDWATER MONITORING WELL
- OFF–POST GROUNDWATER MONITORING WELL
- ON–POST PIEZOMETER
- INACTIVE GROUNDWATER EXTRACTION WELL
- G0121 — OU1 GROUNDWATER SAMPLING LOCATIONS – ANNUAL (MARCH 2023)
- NW050 — OU1 MONITORING WELL ABANDONMENT LOCATIONS (MARCH 2023)
- GENERAL GROUNDWATER FLOW DIRECTION
- ROADS
- FACILITY BOUNDARY
- GRAND ISLAND CITY LIMITS
- SURFACE DRAINAGE
- 281 — STATE ROUTE
- 30 — U.S. ROUTE
- 2 — INTERPRETED HORIZONTAL EXTENT OF EXPLOSIVES (TNT CONCENTRATIONS >2µg/L) MAY 2022
- 20 — INTERPRETED HORIZONTAL EXTENT OF EXPLOSIVES (TNT CONCENTRATIONS >20µg/L) MAY 2022
- 2 — INTERPRETED HORIZONTAL EXTENT OF EXPLOSIVES (RDX CONCENTRATIONS >2µg/L) MAY 2022
- 20 — INTERPRETED HORIZONTAL EXTENT OF EXPLOSIVES (RDX CONCENTRATIONS >20µg/L) MAY 2022

NOTE: EXPLOSIVES PLUME BASED ON 2022 SAMPLE RESULTS (ANNUAL AND QUARTERLY OU1 REBOUND STUDY/PERFORMANCE MONITORING)

* G0090 IS RECOMMENDED FOR MAINTENANCE OR ABANDONMENT/RE–INSTALLATION, IF NECESSARY.

N

0 3000 6000

SCALE FEET

Bruce ENGINEERING AECOM

PROPOSED 2023 WELL SAMPLING AND ABANDONMENT LOCATIONS MAP
OFF–POST/ON–POST (OU1)
CORNHUSKER ARMY AMMUNITION PLANT

DRN. BY: DPG	DATE: 09/22/22	PROJECT NO. 60565355	FIG. NO. 9–1
CHK'D. BY: DC	DATE: 09/22/22		

September 22, 2022 10:03:00 a.m.
Drawing: O:\DCS\Projects\ENV\60565355_CHAAP_2018\900_CAD_GIS\910_CAD\2022\9-1.dwg

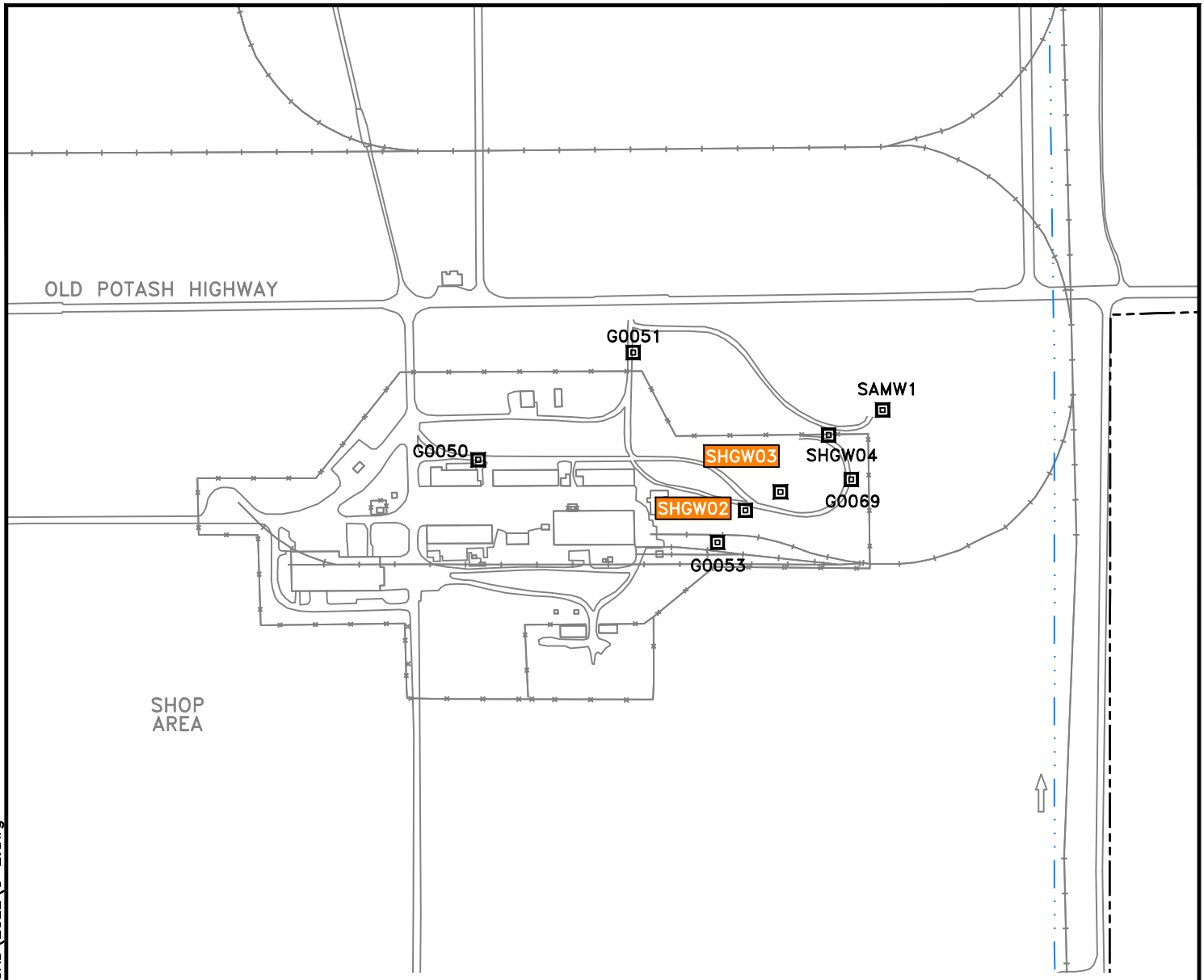

LEGEND:

- ON–POST GROUNDWATER MONITORING WELL
- VOC CONCENTRATIONS ARE LESS THAN MCLs (1,1,2–TCA MCL IS 5 µg/L)
- SHGW03 — OU3 GROUNDWATER SAMPLING LOCATIONS – ANNUAL (MARCH 2023)
- FACILITY BOUNDARY
- DRAINAGE DITCH FLOW DIRECTION

1,1,2–TCA = 1,1,2–TRICHLORETHANE
MCL = MAXIMUM CONTAMINANT LEVEL
OU = OPERABLE UNIT
µg/L = MICROGRAMS PER LITER
VOC = VOLATILE ORGANIC COMPOUND

N

0 500 1000

SCALE FEET

Brice ENGINEERING AECOM

PROPOSED 2023 WELL SAMPLING LOCATIONS MAP
SHOP AREA (OU3)
CORNHUSKER ARMY AMMUNITION PLANT

DRN. BY: DPG	DATE: 09/22/22	PROJECT NO. 60565355	FIG. NO. 9–2
CHK'D. BY: DC	DATE: 09/22/22		

September 22, 2022 7:59:09 a.m.
Drawing: O:\DCS\Projects\ENV\60565355_CHAAP_2018\900_CAD_GIS\910_CAD\2022\9–2.dwg

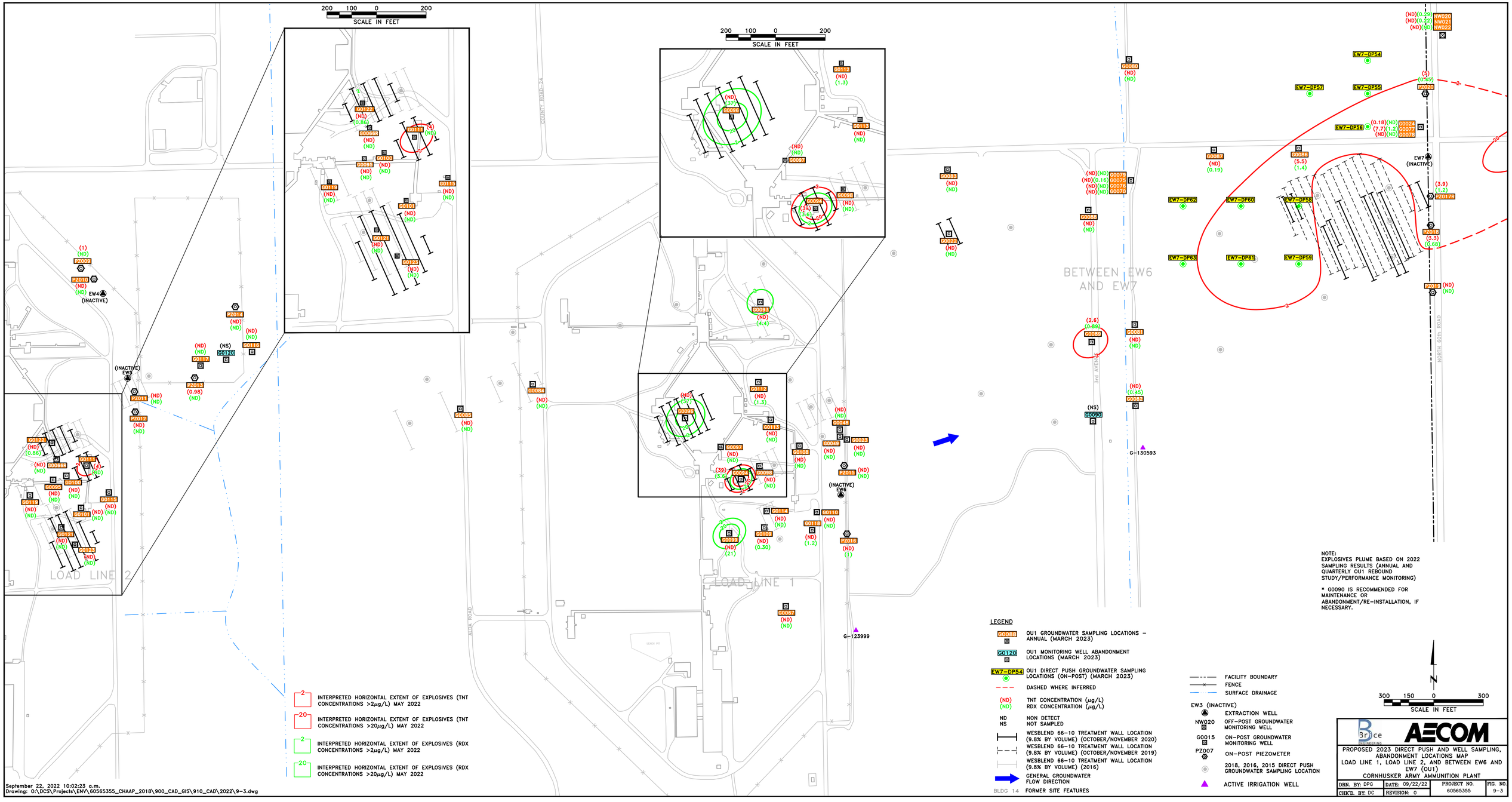
200 100 0 200
SCALE IN FEET
LOAD LINE 2
LOAD LINE 1
BETWEEN EW6 AND EW7
COUNTY ROAD 24
ALDA ROAD
3rd AVENUE
NORTH 60th ROAD
EW4 (INACTIVE)
EW5 (INACTIVE)
EW6 (INACTIVE)
EW7 (INACTIVE)
G-123999
G-130593
INTERPRETED HORIZONTAL EXTENT OF EXPLOSIVES (TNT CONCENTRATIONS >2µg/L) MAY 2022
INTERPRETED HORIZONTAL EXTENT OF EXPLOSIVES (TNT CONCENTRATIONS >20µg/L) MAY 2022
INTERPRETED HORIZONTAL EXTENT OF EXPLOSIVES (RDX CONCENTRATIONS >2µg/L) MAY 2022
INTERPRETED HORIZONTAL EXTENT OF EXPLOSIVES (RDX CONCENTRATIONS >20µg/L) MAY 2022
LEGEND
OU1 GROUNDWATER SAMPLING LOCATIONS – ANNUAL (MARCH 2023)
OU1 MONITORING WELL ABANDONMENT LOCATIONS (MARCH 2023)
OU1 DIRECT PUSH GROUNDWATER SAMPLING LOCATIONS (ON-POST) (MARCH 2023)
DASHED WHERE INFERRED
TNT CONCENTRATION (µg/L)
RDX CONCENTRATION (µg/L)
ND NON DETECT
NS NOT SAMPLED
WESBLEND 66-10 TREATMENT WALL LOCATION (9.8% BY VOLUME) (OCTOBER/NOVEMBER 2020)
WESBLEND 66-10 TREATMENT WALL LOCATION (9.8% BY VOLUME) (OCTOBER/NOVEMBER 2019)
WESBLEND 66-10 TREATMENT WALL LOCATION (9.8% BY VOLUME) (2016)
GENERAL GROUNDWATER FLOW DIRECTION
BLDG 14 FORMER SITE FEATURES
FACILITY BOUNDARY
FENCE
SURFACE DRAINAGE
EW3 (INACTIVE) EXTRACTION WELL
OFF-POST GROUNDWATER MONITORING WELL
ON-POST GROUNDWATER MONITORING WELL
ON-POST PIEZOMETER
2018, 2016, 2015 DIRECT PUSH GROUNDWATER SAMPLING LOCATION
ACTIVE IRRIGATION WELL
NOTE:
EXPLOSIVES PLUME BASED ON 2022 SAMPLING RESULTS (ANNUAL AND QUARTERLY OU1 REBOUND STUDY/PERFORMANCE MONITORING)
* G0090 IS RECOMMENDED FOR MAINTENANCE OR ABANDONMENT/RE-INSTALLATION, IF NECESSARY.
N
300 150 0 300
SCALE IN FEET
AECOM
PROPOSED 2023 DIRECT PUSH AND WELL SAMPLING, ABANDONMENT LOCATIONS MAP
LOAD LINE 1, LOAD LINE 2, AND BETWEEN EW6 AND EW7 (OU1)
CORNHUSKER ARMY AMMUNITION PLANT
DRN. BY: DPG
CHK'D. BY: DC
DATE: 09/22/22
REVISION: 0
PROJECT NO. 60565355
FIG. NO. 9-3
September 22, 2022 10:02:23 a.m.
Drawing: O:\DCS\Projects\ENV\60565355_CHAAP_2018\900_CAD_GIS\910_CAD\2022\9-3.dwg

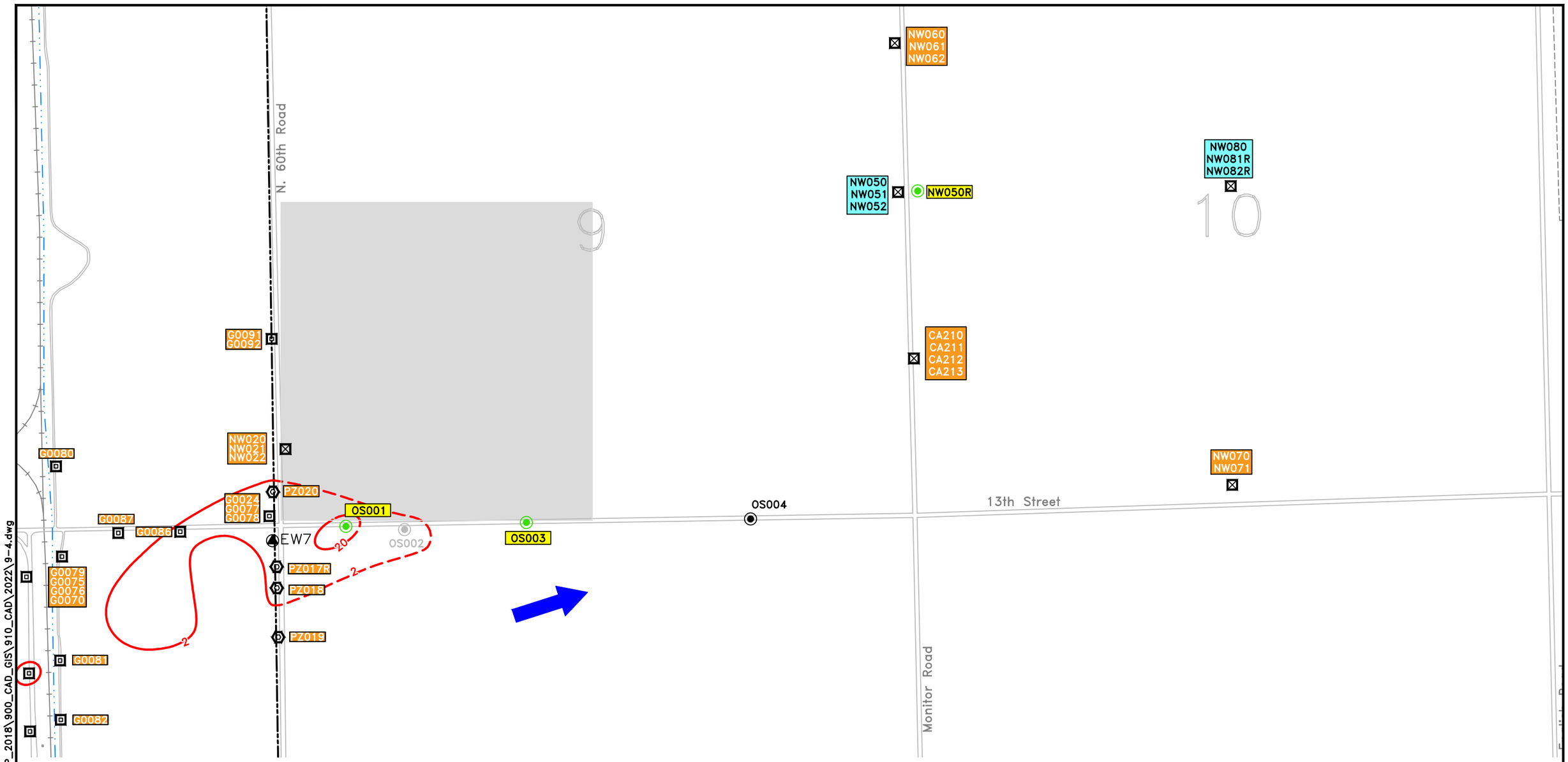

LEGEND:

- ON-POST GROUNDWATER MONITORING WELL
- OFF-POST GROUNDWATER MONITORING WELL
- ON-POST PIEZOMETER
- INACTIVE GROUNDWATER EXTRACTION WELL
- OS001 — OU1 DIRECT PUSH SAMPLING LOCATIONS (OFF-POST) – ANNUAL (MARCH 2023)
- G0029 — OU1 GROUNDWATER SAMPLING LOCATIONS – ANNUAL (MARCH 2023)
- NW050 — OU1 MONITORING WELL ABANDONMENT LOCATION (MARCH 2023)
- OU1 DIRECT PUSH SAMPLING LOCATIONS – OU1 REBOUND STUDY, QUARTER 4 (SEPTEMBER 2020)
- OU1 DIRECT PUSH SAMPLING LOCATIONS – OU1 REBOUND STUDY, BASELINE (OCTOBER 2019)
- GENERAL GROUNDWATER FLOW DIRECTION
- ROADS
- FACILITY BOUNDARY
- GRAND ISLAND CITY LIMITS
- SURFACE DRAINAGE
- 281 — STATE ROUTE
- 30 — U.S. ROUTE
- FEEDLOT
- 2 — INTERPRETED HORIZONTAL EXTENT OF EXPLOSIVES (TNT CONCENTRATIONS >2µg/L) MAY 2022
- 20 — INTERPRETED HORIZONTAL EXTENT OF EXPLOSIVES (TNT CONCENTRATIONS >20µg/L) MAY 2022
- DASHED WHERE INFERRED

NOTE: EXPLOSIVES PLUME BASED ON 2022 SAMPLING RESULTS (ANNUAL AND QUARTERLY OU1 REBOUND STUDY/PERFORMANCE MONITORING).

N

800 400 0 800

SCALE IN FEET

Bruce ENGINEERING AECOM

PROPOSED 2023 DIRECT PUSH AND WELL SAMPLING, ABANDONMENT LOCATIONS MAP (OU1)
CORNHUSKER ARMY AMMUNITION PLANT

DRN. BY: DPG	DATE: 09/22/22	PROJECT NO. 60565355	FIG. NO. 9-4
CHK'D. BY: DC	DATE: 09/22/22		

September 22, 2022 10:07:02 a.m.
Drawing: O:\DCS\Projects\ENV\60565355_CHAAP_2018\900_CAD_GIS\910_CAD\2022\9-4.dwg

Air Force Civil Engineer Center (AFCEC) 2012. Monitoring and Remediation Optimization System (MAROS) Software Version 3.0 User's Guide. Technology Transfer Division, Air Force Center for Environmental Excellence. Brooks AFB, San Antonio, TX. September.

Bay West LLC and URS Group Inc. (BW-URS). 2008. 2007 Subsurface Injection Annual Report. OU1 Remedial Action Operation, Cornhusker Army Ammunition Plant, Grand Island, Nebraska. Final. June.

BW-URS. 2010. 2009 Subsurface Injection Annual Report. OU1 Remedial Action Operation, Cornhusker Army Ammunition Plant, Grand Island, Nebraska. Final. September.

BW-URS. 2013. 2012 Decant Station Groundwater Investigation and Additional Subsurface Injection Final Letter Report. Cornhusker Army Ammunition Plant, Grand Island, Nebraska. October.

BW-URS. 2014a. March 2013 Annual Sampling Event for the Long-Term Monitoring Program. Final Report. Cornhusker Army Ammunition Plant. Prepared for USACE. August.

BW-URS. 2014b. Uniform Federal Policy – Quality Assurance Project Plan. Remedial Action Operations Groundwater Treatment Facility at OU1 and Groundwater Monitoring at OU1/OU3, Cornhusker Army Ammunition Plant, Grand Island, Nebraska. Final. November.

BW-URS. 2015. 2014 Annual Groundwater Monitoring and Subsurface Injection Report. Remedial Action Operations Groundwater Treatment Facility at OU1 and Groundwater Monitoring at OU1/OU3, Cornhusker Army Ammunition Plant, Grand Island, Nebraska. Final. December.

BW-URS. 2017a. 2015 Annual Groundwater Monitoring and Subsurface Injection Report. Remedial Action Operations Groundwater Treatment Facility at OU1 and Groundwater Monitoring at OU1/OU3, Cornhusker Army Ammunition Plant, Grand Island, Nebraska. Final. January.

BW-URS. 2017b. 2016 Annual Groundwater Monitoring and Subsurface Injection Report. Remedial Action Operations Groundwater Treatment Facility at OU1 and Groundwater Monitoring at OU1/OU3, Cornhusker Army Ammunition Plant, Grand Island, Nebraska. Final. November.

Bouwer, E.J. 1994. Bioremediation of Chlorinated Solvents Using Alternate Electron Acceptors. In: Norris, R.D., R.E. Hinchee, R. Brown, P.L. McCarty, L. Semprini, J.T. Wilson, D.H. Kampbell, M. Reinhard, E.J. Bouwer, R.C. Borden, T.M. Vogel, J.M. Thomas, and C.H. Ward, eds. Handbook of Bioremediation. Boca Raton, FL. Lewis Publishers.

Brice Engineering, LLC (Brice). 2019. Groundwater Recovery and Treatment System Operation and Maintenance Manual. Final. January.

Brice and AECOM Technical Services (Brice-AECOM). 2018. Addendum 2, Uniform Federal Policy – Quality Assurance Project Plan. Remedial Action Operations Groundwater Treatment Facility at OU1 and Groundwater Monitoring at OU1/OU3, Cornhusker Army Ammunition Plant, Grand Island, Nebraska. Final. October.

Brice-AECOM. 2019a. Addendum 3, Uniform Federal Policy – Quality Assurance Project Plan. Remedial Action Operations Groundwater Treatment Facility at OU1 and Groundwater Monitoring at OU1/OU3, Cornhusker Army Ammunition Plant, Grand Island, Nebraska. Final. November.

Brice-AECOM. 2019b. 2018 Annual Groundwater Monitoring Report. Remedial Action Operations Groundwater Treatment Facility at OU1 and Groundwater Monitoring at OU1/OU3, Cornhusker Army Ammunition Plant, Grand Island, Nebraska. Final. December.

Brice-AECOM. 2020a. OU1 Rebound Study Letter Report – Baseline Event. Remedial Action Operation Groundwater Treatment Facility at OU1 and Groundwater Monitoring at OU1/OU3, Cornhusker Army Ammunition Plant, Grand Island, Nebraska. Final. June.

Brice-AECOM. 2020b. 2019 Annual Groundwater Monitoring Report. Remedial Action Operation Groundwater Treatment Facility at OU1 and Groundwater Monitoring at OU1/OU3, Cornhusker Army Ammunition Plant, Grand Island, Nebraska. Final. October.

Brice-AECOM. 2020c. OU1 Rebound Study Letter Report – Quarter 2 Event. Remedial Action Operation Groundwater Treatment Facility at OU1 and Groundwater Monitoring at OU1/OU3, Cornhusker Army Ammunition Plant, Grand Island, Nebraska. Final. October.

Brice-AECOM. 2020d. OU1 Rebound Study Letter Report – Quarter 3 Event. Remedial Action Operation Groundwater Treatment Facility at OU1 and Groundwater Monitoring at OU1/OU3, Cornhusker Army Ammunition Plant, Grand Island, Nebraska. Final. November.

Brice-AECOM. 2021a. OU1 Rebound Study Letter Report – Quarter 4 Event. Remedial Action Operation Groundwater Treatment Facility at OU1 and Groundwater Monitoring at OU1/OU3, Cornhusker Army Ammunition Plant, Grand Island, Nebraska. Final. April.

Brice-AECOM. 2021b. 2020 Annual Groundwater Monitoring Report. Remedial Action Operation Groundwater Treatment Facility at OU1 and Groundwater Monitoring at OU1/OU3, Cornhusker Army Ammunition Plant, Grand Island, Nebraska. Final. August.

Brice-AECOM. 2021c. OU1 Rebound Study Letter Report – Quarter 5 Event. Remedial Action Operation Groundwater Treatment Facility at OU1 and Groundwater Monitoring at OU1/OU3, Cornhusker Army Ammunition Plant, Grand Island, Nebraska. Final. September.

Brice-AECOM. 2022a. OU1 Rebound Study Letter Report – Quarter 6 Event. Remedial Action Operation Groundwater Treatment Facility at OU1 and Groundwater Monitoring at OU1/OU3, Cornhusker Army Ammunition Plant, Grand Island, Nebraska. Final. February.

Brice-AECOM. 2022b. 2021 Annual Groundwater Monitoring Report. Remedial Action Operation Groundwater Treatment Facility at OU1 and Groundwater Monitoring at OU1/OU3, Cornhusker Army Ammunition Plant, Grand Island, Nebraska. Final. February.

Brice-AECOM. 2022c. OU1 Rebound Study Letter Report – Quarter 7 Event. Remedial Action Operation Groundwater Treatment Facility at OU1 and Groundwater Monitoring at OU1/OU3, Cornhusker Army Ammunition Plant, Grand Island, Nebraska. Final. April.

Brice-AECOM. 2022d. OU1 Rebound Study Letter Report – Quarter 8 Event. Remedial Action Operation Groundwater Treatment Facility at OU1 and Groundwater Monitoring at OU1/OU3, Cornhusker Army Ammunition Plant, Grand Island, Nebraska. Final. September.

Buscheck, T.E. and C.M. Alcantar. 1995. "Regression Techniques and Analytical Solutions to Demonstrate Intrinsic Bioremediation." In: Proceedings of the 1995 Battelle International Conference on In-Situ and On-Site Bioreclamation. April 1995.

Central Platte Natural Resource District (CPNRD). 2021. Groundwater Management Plan for the Enforcement of the Nebraska Management and Protection Act. https://www.cpnrd.org/water-resources/groundwater-quality.

City of Grand Island. 2021. Grand Island City Codes. http://city.grand-island.com/City_Code/ref_code_index.htm.

Code of Federal Regulations (CFR). 2012. Title 40, Part 141, Subpart G – National Primary Drinking Water Regulations: Maximum Contaminant Levels and Maximum Residual Disinfectant Levels. https://www.ecfr.gov.

Dames & Moore. 1995. Cornhusker Army Ammunition Plant Groundwater Interim Remedial Action Design-Basis Model. Prepared for RUST Environment and Infrastructure. September.

Graves, Duane. 1995. Test Protocols for Evaluation Natural Attenuation in Groundwater. Preprint. Biotechnology Applications Center. ITT Corporation, Knoxville, Tennessee. August.

Guiger, N. and T. Franz. 1995. VISUAL MODFLOW – The Integrated Modeling Environment for MODFLOW and MODPATH. Waterloo Hydrogeologic Software. Waterloo, Ontario, Canada.

Hall County, Nebraska (Hall County). 2022. Hall County/Grand Island GIS Viewer Interactive Map, accessed July 2022. https://www.hallcountyne.gov.

Howard P.H., R.S. Boethling, W.F. Jarvis, W.M. Meylan, and E.M. Michalenko. 1991. Handbook of Environmental Degradation Rates. Lewis Publishers, Ann Arbor, MI.

McDonald, M.G. and A.W. Harbaugh. 1988. MODFLOW – A Modular Three-Dimensional Finite Difference Ground-Water Flow Model. Techniques of Water Resources Investigations of the United States Geological Survey, Book 6, Chapter A1. U.S. Geological Survey. Reston, Virginia.

McFarlan, Sara and Guang Yao. 2002. Anaerobic Trinitrotoluene Pathway Map. http:// umbbd.ahc.umn.edu/tnt2/tnt2_map.html.

MKM Engineers, Inc. (MKM). 2004. Final Thermal Decomposition, Demolition, and 5X Certification of LL1, Cornhusker Army Ammunition Plant, Grand Island, Nebraska. December.

MKM. 2005a. Final Thermal Decomposition, Demolition, and 5X Certification of LL2, Cornhusker Army Ammunition Plant, Grand Island, Nebraska. March.

MKM. 2005b. Final Thermal Decomposition, Demolition, and 5X Certification of LL3, Cornhusker Army Ammunition Plant, Grand Island, Nebraska. October.

Nebraska Department of Environmental Quality (NDEQ). 2004. Fact Sheet: NPDES Document NE0131725/PCS58028-P. Former Cornhusker Army Ammunition Plant, Grand Island, NE. May 16.

NDEQ. 2009. Risk-Based Corrective Action at Petroleum Release Sites; Tier 1/Tier 2 Assessments & Reports. May.

Nebraska Department of Natural Resources (NEDNR). 2022. Registered Groundwater Wells Interactive Map, accessed September 2022. http://www.dnr.nebraska.gov/gwr.

PIKA Inc. (PIKA). 2007. Final thermal decomposition, demolition, and 5X certification of Load Line 4, Cornhusker Army Ammunition Plant, Grand Island, Nebraska. October.

Roberts, Jeff and Prasad Kotharu. (2004). Hexahydro-1,3,5-Trinitro-1,3,5-Triazine (anaerobic) Pathway Map. http://umbdd.ahc.umn.edu/rdx2/ rdx2_map.html.

Spalding, R.F. 1998. Reconnaissance Investigation of RDX and Degradation. Cornhusker Army Ammunition Plant, Nebraska. Letter Report to Central Platte NRD. June.

Suthersan, Suthan S. 2002. Natural and Enhanced Remediation Systems. Boca Raton, FL. Lewis Publishers.

URS Greiner Woodward-Clyde Federal Services (URSGWCFS). 1999. March 1999 Sampling Event for the LTM Program. Final Report. Cornhusker Army Ammunition Plant. Prepared for USACE. October.

URSGWCFS. 2001a. Groundwater Flow and Contaminant Fate and Transport Modeling. Final Report. Cornhusker Army Ammunition Plant. Prepared for USACE. April.

URSGWCFS. 2001b. OU1 ROD Amendment. Final Report. Cornhusker Army Ammunition Plant. Prepared for USACE. August.

URS Group, Inc. (URS). 2001. Final Report. Groundwater Flow and Contaminant Fate and Transport Modeling. Cornhusker Army Ammunition Plant. Prepared for USACE. April.

United States Army Corps of Engineers (USACE). 1999. Record of Decision for Remedial Action Operable Unit Three. Final Report. October.

United States Army Corps of Engineers Waterways Experiment Station (USACE WES). 1997. Review of Fate and Transport Processes of Explosives. Technical Report IRRP-97-2. March.

USACE WES. 1998. Transformation of RDX and HMX under Controlled Eh/pH Conditions. Technical Report IRRP-98-2. April.

USACE WES. 1999. Draft Protocol for Evaluating, Selecting, and Implementing Monitored Natural Attenuation at Explosives Contaminated Sites. Technical Report EL-99-10. September.

United States Army Environmental Center (USAEC). 1994. Interim Record of Decision for Cornhusker Army Ammunition Plant Operable Unit 1 – Groundwater. November.

United States Department of Agriculture (USDA). 2004. Survey of Hall County, Nebraska.

United States Environmental Protection Agency (USEPA). 1998. Technical Protocol for Evaluating Natural Attenuation of Chlorinated Solvents in Groundwater. September.

USEPA. 1999. Use of Monitored Natural Attenuation at Superfund, RCRA Corrective Action, and Underground Storage Tank Sites. OSWER Directive 9200.4-17. December.

Watkins-Johnson Environmental, Inc. (WJE). 1993. Site Characterization Document. Cornhusker Army Ammunition Plant. Remedial Investigation and Feasibility Study. Prepared for USACE. June.

Wiedemeier, T.H., M.A. Swanson, D.E. Moutoux, J.T. Wilson, D.H. Kampbell, J.E. Hansen, P. Haas, and F.H Hapelle. 1996. Technical Protocol for Natural Attenuation of Chlorinated Solvents in Groundwater. San Antonio, TX: U.S. Air Force Center for Environmental Excellence.

Woodward-Clyde (W-C). 1999. Final Report. June 1998 Sampling Event for the LTM Program. Cornhusker Army Ammunition Plant. Prepared for USACE. February.

Zheng, Chunmiao and P. Patrick Wang. 1999. "MT3DMS: A modular three-dimensional multispecies transport model for simulation of advection, dispersion, and chemical reactions of contaminants in groundwater systems; documentation and user's guide," Contract Report SERDP-99-1, U.S. Army Engineer Research and Development Center, Vicksburg, Mississippi.

NEBRASKA
Good Life. Great Mission.
DEPT. OF HEALTH AND HUMAN SERVICES

Pete Ricketts, Governor

Public Health Licensure Unit
Certification of Licensure

This certificate serves as primary source verification of licensure in the State of Nebraska as of the close of the business day before 10/18/2021.

Name:	Gregory B Barnes
Type:	WD-PIC
Number:	39646
Status:	Active
Issued:	06/01/2021
Expiration:	12/31/2022
Education:	None on record at this time

Disciplinary/Non-Disciplinary Information:

No disciplinary/non-disciplinary actions taken against this license.

If you have questions about this information, please contact the Licensure Unit at (402) 471-2115 or DHHS.LicensureUnit@nebraska.gov.

WATER SAMPLE COLLECTION FIELD SHEET

GENERAL INFORMATION

SITE NAME	CHAAP	PROJECT NO.	60565355
SAMPLE NO.	CA210-22A	WELL NO.	CA210
DATE/TIME COLLECTED	5 M 8-11-22 / 0915	PERSONNEL	AE, GC
SAMPLE METHOD	~~PRO-ACTIVE SS MONSOON~~ Peristaltic		
SAMPLE MEDIA:	Groundwater		
SAMPLE QA SPLIT:	YES / **NO**	SPLIT SAMPLE NO.	NA
SAMPLE QC DUPLICATE:	YES / **NO**	DUPLICATE SAMPLE NO.	NA
MS/MSD REQUESTED	YES / **NO**	MS/MSD SAMPLE NO.	NA

SAMPLE CONTAINERS, PRESERVATIVES, ANALYSIS

Sample Container	Preservative	Analysis Requested
2 - 500 mL Amber	6°C	Explosives + MNX (8330A)
3 - 40 mL VOA	6°C, HCl	Methane (RSK 175)
1 - 500 mL HDPE	6°C, H_2SO_4	TKN (351.2), NH_3 (350.1), NO_2/NO_3 (353.2)
1 - 250 mL HDPE	6°C	SO_4 (9056A), Alkalinity (2320B)
1 - 250 mL HDPE	6°C, ZnOAc/NaOH	Sulfide (9034)
1 - 250 mL Amber	6°C	DOC (9060A)

WELL PURGING DATA

Date	5 M 8-11-22	Well Depth (ft BTOC)	16.85
Time Started	0835	Depth to Water (ft BTOC)	12.82
Time Completed	0915	Water Column Length	4.03
PID Measurements		Well Casing Volume (per ft)	2.47
Background	ND	Volume of Water in Well (L)	9.95
Breathing Zone	ND	Casing Volumes to Purge	NA
Well Head	ND	Minimum to Purge (L)	20
Purge Water	ND	Actual Purge (L)	20

FIELD MEASUREMENTS

Time	Amount Purged (L)	pH	Temperature (Celsius)	Conductivity (mS/cm)	Dissolved Oxygen (mg/L)	Redox (ORP) (mV)	Turbidity (NTU)	Depth to Water (ft BTOC)	Purge Rate (L/min)
0840	2.5	6.65	12.78	1.802	0.21	180.1	3.16	12.85	.500
0845	5.0	6.73	13.10	1.792	0.18	173.7	2.61	12.83	.5
0850	7.5	6.66	14.09	1.781	0.36	142.7	18.5	12.83	.5
0855	10	6.67	13.85	1.783	0.17	139.7	9.61	12.83	.5
0900	12.5	6.70	13.69	1.789	0.15	138.5	7.57	12.83	.5
0905	15	6.72	13.63	1.790	0.12	137.6	6.89	12.83	.5
0910	17.5	6.73	13.81	1.7857	0.13	137.6	6.78	12.83	.5
0915	20	6.73	13.87	1.790	0.12	138.0	6.57	12.83	.5

FIELD EQUIPMENT AND CALIBRATION

	Model	Calibration
Water Level Probe	Heron	Checked Against Calibrated Length
Water Quality Meter	Aqua TROLL 500 w/ flow through cell	Twice Daily Calibration Verification also Calibrated Weekly

GENERAL COMMENTS

Ferrous Iron = 0.0 mg/L

Multi-Parameter Probe Unit # 821289

Field Parameters Measured in Flow-Through Cell

Pump Placement Depth = 15 ft

Pump Rate = .5 L/min

Well Diameter = 4"

Screen Interval = 7.9 - 17.9

	Historic (7-year average low and high / Q8 or 2021 / Avg in Bold)			
ORP	61.3	211.8	140.7	**151.9**
DO	0.06	2.83	2.83	**0.89**
PH	5.83	6.86	6.86	**6.56**
Cond.	0.708	1.738	1.738	**1.492**

WATER SAMPLE COLLECTION FIELD SHEET

GENERAL INFORMATION

SITE NAME	CHAAP	PROJECT NO.	60565355
SAMPLE NO.	CA211-22A	WELL NO.	CA211
DATE/TIME COLLECTED	5th-11-22 / 1055	PERSONNEL	AE, GC
SAMPLE METHOD	PRO-ACTIVE SS MONSOON		

SAMPLE MEDIA:	Groundwater			
SAMPLE QA SPLIT:	YES	NO	SPLIT SAMPLE NO.	NA
SAMPLE QC DUPLICATE:	YES	NO	DUPLICATE SAMPLE NO.	NA
MS/MSD REQUESTED	YES	NO	MS/MSD SAMPLE NO.	NA

SAMPLE CONTAINERS, PRESERVATIVES, ANALYSIS

Sample Container	Preservative	Analysis Requested
2 - 500 mL Amber	6°C	Explosives + MNX (8330A)
3 - 40 mL VOA	6°C, HCl	Methane (RSK 175)
1 - 500 mL HDPE	6°C, H_2S0_4	TKN (351.2), NH_3 (350.1), NO_2/NO_3 (353.2)
1 - 250 mL HDPE	6°C	SO_4 (9056A), Alkalinity (2320B)
1 - 250 mL HDPE	6°C, ZnOAc/NaOH	Sulfide (9034)
1 - 250 mL Amber	6°C	DOC (9060A)

WELL PURGING DATA

Date	5th-11-22	Well Depth (ft BTOC)	43.10
Time Started	1015	Depth to Water (ft BTOC)	12.96
Time Completed	1055	Water Column Length	30.24
PID Measurements		Well Casing Volume (per ft)	2.47
Background	ND	Volume of Water in Well (L)	74.69
Breathing Zone	ND	Casing Volumes to Purge	NA
Well Head	ND	Minimum to Purge (L)	20
Purge Water	ND	Actual Purge (L)	20

FIELD MEASUREMENTS

Time	Amount Purged (L)	pH	Temperature (Celsius)	Conductivity (mS/cm)	Dissolved Oxygen (mg/L)	Redox (ORP) (mV)	Turbidity (NTU)	Depth to Water (ft BTOC)	Purge Rate (L/min)
1020	2.5	6.46	14.66	.958	1.23	151.4	1.70	12.89	0.5
1025	5.0	6.49	14.73	.856	1.17	148.0	2.04	12.89	0.5
1030	7.5	6.53	14.73	.851	1.14	145.6	1.87	12.89	0.5
1035	10	6.56	14.86	.852	1.12	143.9	1.95	12.89	0.5
1040	12.5	6.55	14.97	.849	1.11	143.4	2.14	12.89	0.5
1045	15	6.54	14.91	.830	1.11	142.7	2.17	12.89	0.5
1050	17.5	6.53	14.99	.819	1.09	141.2	2.03	12.89	0.5
1055	20	6.54	14.99	.816	1.09	139.9	2.40	12.89	0.5

FIELD EQUIPMENT AND CALIBRATION

	Model	Calibration
Water Level Probe	Heron	Checked Against Calibrated Length
Water Quality Meter	Aqua TROLL 500 w/ flow through cell	Twice Daily Calibration Verification also Calibrated Weekly

GENERAL COMMENTS

Ferrous Iron = 0.0 mg/L

Multi-Parameter Probe Unit # 82/289

Field Parameters Measured in Flow-Through Cell

Pump Placement Depth = 38 ft

Pump Rate = .5 L/min

Well Diameter = 4"

Screen Interval = 32.8 - 42.8

	Historic (7-year average low and high / Q8 or 2021 / Avg in Bold)			
ORP	33.6	188.2	155.6	**136.2**
DO	0.10	1.21	1.21	**0.67**
PH	6.33	6.72	6.69	**6.57**
Cond.	0.705	1.110	0.818	**0.898**

WATER SAMPLE COLLECTION FIELD SHEET

GENERAL INFORMATION

SITE NAME	CHAAP	PROJECT NO.	60565355
SAMPLE NO.	CA212-22A	WELL NO.	CA212
DATE/TIME COLLECTED	5/11-22/ 1200	PERSONNEL	AE, GC
SAMPLE METHOD	PRO-ACTIVE SS MONSOON		

SAMPLE MEDIA:	Groundwater			
SAMPLE QA SPLIT:	YES	NO	SPLIT SAMPLE NO.	NA
SAMPLE QC DUPLICATE:	YES	NO	DUPLICATE SAMPLE NO.	NA
MS/MSD REQUESTED	YES	NO	MS/MSD SAMPLE NO.	NA

SAMPLE CONTAINERS, PRESERVATIVES, ANALYSIS

Sample Container	Preservative	Analysis Requested
2 - 500 mL Amber	6°C	Explosives + MNX (8330A)
3 - 40 mL VOA	6°C, HCl	Methane (RSK 175)
1 - 500 mL HDPE	6°C, H_2SO_4	TKN (351.2), NH_3 (350.1), NO_2/NO_3 (353.2)
1 - 250 mL HDPE	6°C	SO_4 (9056A), Alkalinity (2320B)
1 - 250 mL HDPE	6°C, ZnOAc/NaOH	Sulfide (9034)
1 - 250 mL Amber	6°C	DOC (9060A)

WELL PURGING DATA

Date	5/11-22	Well Depth (ft BTOC)	67.12
Time Started	1120	Depth to Water (ft BTOC)	12.84
Time Completed	1200	Water Column Length	54.28
PID Measurements		Well Casing Volume (per ft)	2.47
Background	ND	Volume of Water in Well (L)	134.07
Breathing Zone	ND	Casing Volumes to Purge	NA
Well Head	ND	Minimum to Purge (L)	20
Purge Water	ND	Actual Purge (L)	20

FIELD MEASUREMENTS

Time	Amount Purged (L)	pH	Temperature (Celsius)	Conductivity (mS/cm)	Dissolved Oxygen (mg/L)	Redox (ORP) (mV)	Turbidity (NTU)	Depth to Water (ft BTOC)	Purge Rate (L/min)
1125	2.5	6.66	16.95	.591	0.27	170.3	2.05	12.84	0.5
1130	5.0	6.65	17.04	.590	0.23	161.4	2.37	12.84	0.5
1135	7.5	6.69	17.23	.581	0.21	153.0	2.42	12.84	0.5
1140	10	6.71	17.21	.580	0.22	146.1	2.45	12.84	0.5
1145	12.5	6.66	17.64	.579	0.21	143.9	2.55	12.84	0.5
1150	15	6.65	17.51	.577	0.21	139.9	2.53	12.84	0.5
1155	17.5	6.64	17.46	.573	0.22	137.1	2.53	12.84	0.5
1200	20	6.61	17.41	.570	0.22	135.4	2.57	12.84	0.5

FIELD EQUIPMENT AND CALIBRATION

	Model	Calibration
Water Level Probe	Heron	Checked Against Calibrated Length
Water Quality Meter	Aqua TROLL 500 w/ flow through cell	Twice Daily Calibration Verification also Calibrated Weekly

GENERAL COMMENTS

Ferrous Iron = 0.0 mg/L

Multi-Parameter Probe Unit # 821289

Field Parameters Measured in Flow-Through Cell

Pump Placement Depth = 62 ft

Pump Rate = 0.5 L/min

Well Diameter = 4"

Screen Interval = 57.0 - 67.0

	Historic (7-year average low and high / Q8 or 2021 / Avg in Bold)			
ORP	22.3	167.4	108.8	**116.9**
DO	0.05	0.89	0.12	**0.25**
PH	6.64	7.12	7.12	**6.90**
Cond.	0.555	0.732	0.587	**0.621**

WATER SAMPLE COLLECTION FIELD SHEET

GENERAL INFORMATION

SITE NAME	CHAAP	PROJECT NO.	60565355
SAMPLE NO.	CA213-22A	WELL NO.	CA213
DATE/TIME COLLECTED	5th-11-22/ 1315	PERSONNEL	AE, GC
SAMPLE METHOD	PRO-ACTIVE SS MONSOON		

SAMPLE MEDIA:	Groundwater			
SAMPLE QA SPLIT:	YES	NO	SPLIT SAMPLE NO.	NA
SAMPLE QC DUPLICATE:	YES	NO	DUPLICATE SAMPLE NO.	NA
MS/MSD REQUESTED	YES	NO	MS/MSD SAMPLE NO.	NA

SAMPLE CONTAINERS, PRESERVATIVES, ANALYSIS

Sample Container	Preservative	Analysis Requested
2 - 500 mL Amber	6°C	Explosives + MNX (8330A)
3 - 40 mL VOA	6°C, HCl	Methane (RSK 175)
1 - 500 mL HDPE	6°C, H_2S0_4	TKN (351.2), NH_3 (350.1), NO_2/NO_3 (353.2)
1 - 250 mL HDPE	6°C	SO_4 (9056A), Alkalinity (2320B)
1 - 250 mL HDPE	6°C, ZnOAc/NaOH	Sulfide (9034)
1 - 250 mL Amber	6°C	DOC (9060A)

WELL PURGING DATA

Date	5th-11-22	Well Depth (ft BTOC)	91.34
Time Started	1235	Depth to Water (ft BTOC)	13.48
Time Completed	1315	Water Column Length	77.52
PID Measurements		Well Casing Volume (per ft)	NR ~~191.47~~ 2.47
Background	ND	Volume of Water in Well (L)	191.47
Breathing Zone	ND	Casing Volumes to Purge	NA
Well Head	ND	Minimum to Purge (L)	20
Purge Water	ND	Actual Purge (L)	20

FIELD MEASUREMENTS

Time	Amount Purged (L)	pH	Temperature (Celsius)	Conductivity (mS/cm)	Dissolved Oxygen (mg/L)	Redox (ORP) (mV)	Turbidity (NTU)	Depth to Water (ft BTOC)	Purge Rate (L/min)
1240	2.5	7.72	14.56	.498	5.93	137.0	9.39	13.48	.5
1245	5.0	7.75	14.64	.481	7.05	130.0	6.89	13.48	.5
1250	7.5	7.73	15.09	.465	5.85	131.0	7.50	13.48	.5
1255	10	7.23	15.21	.474	0.15	137.9	5.65	13.48	.5
1300	12.5	7.26	15.49	.462	0.12	131.1	5.38	13.48	.5
1305	15	7.27	15.46	.450	0.13	125.4	4.91	13.48	.5
1310	17.5	7.38	15.38	.446	0.12	113.2	4.03	13.48	.5
1315	20	7.46	15.54	.439	0.13	107.1	4.48	13.48	.5

FIELD EQUIPMENT AND CALIBRATION

	Model	Calibration
Water Level Probe	Heron	Checked Against Calibrated Length
Water Quality Meter	Aqua TROLL 500 w/ flow through cell	Twice Daily Calibration Verification also Calibrated Weekly

GENERAL COMMENTS

Ferrous Iron = 0.0 mg/L

Multi-Parameter Probe Unit # 821289

Field Parameters Measured in Flow-Through Cell

Pump Placement Depth = 86 ft

Pump Rate = .5 L/min

Well Diameter = 4"

Screen Interval = 79.6 - 89.6

	Historic (7-year average low and high / Q8 or 2021 / Avg in Bold)			
ORP	17.4	172.3	39.3	**90.8**
DO	0.09	1.51	0.14	**0.48**
PH	7.44	7.89	7.89	**7.68**
Cond.	0.366	0.501	0.490	**0.441**

WATER SAMPLE COLLECTION FIELD SHEET

GENERAL INFORMATION

SITE NAME: CHAAP | PROJECT NO.: 60565355

SAMPLE NO.: NW020-22A | WELL NO.: NW020

DATE/TIME COLLECTED: 5-16-22 / 0850 | PERSONNEL: AG JO

SAMPLE METHOD: PRO-ACTIVE SS MONSOON

SAMPLE MEDIA: Groundwater

SAMPLE QA SPLIT:	YES	NO	SPLIT SAMPLE NO.	NA
SAMPLE QC DUPLICATE:	YES	NO	DUPLICATE SAMPLE NO.	AG ~~NA~~ ~~NW220-22A~~ → NW0220-22A
MS/MSD REQUESTED:	YES	NO	MS/MSD SAMPLE NO.	NA

eff JO ~~NW220-2~~ @0800

SAMPLE CONTAINERS, PRESERVATIVES, ANALYSIS

Sample Container	Preservative	Analysis Requested
2 - 500 mL Amber	6°C	Explosives + MNX (8330A)
3 - 40 mL VOA	6°C, HCl	Methane (RSK 175)
1 - 500 mL HDPE	6°C, H_2S0_4	TKN (351.2), NH_3 (350.1), NO_2/NO_3 (353.2)
1 - 250 mL HDPE	6°C	SO_4 (9056A), Alkalinity (2320B)
1 - 250 mL HDPE	6°C, ZnOAc/NaOH	Sulfide (9034)
1 - 250 mL Amber	6°C	DOC (9060A)

WELL PURGING DATA

Date	5-16-22	Well Depth (ft BTOC)	29.92
Time Started	0805	Depth to Water (ft BTOC)	16.86
Time Completed	0850	Water Column Length	13.06
PID Measurements		Well Casing Volume (per ft)	2.47L
Background	ND	Volume of Water in Well (L)	32.26
Breathing Zone	ND	Casing Volumes to Purge	NA
Well Head	ND	Minimum to Purge (L)	22.5
Purge Water	ND	Actual Purge (L)	22.5

FIELD MEASUREMENTS

Time	Amount Purged (L)	pH	Temperature (Celsius)	Conductivity (mS/cm)	Dissolved Oxygen (mg/L)	Redox (ORP) (mV)	Turbidity (NTU)	Depth to Water (ft BTOC)	Purge Rate (L/min)
0810	2.5	6.75	12.08	0.982	6.80	390.8	0.52	16.86	0.5
0815	5.0	6.75	12.83	0.984	6.77	391.6	0.45	16.87	0.5
0820	7.5	6.77	12.83	0.986	6.79	391.0	0.17	16.87	0.5
0825	10.0	6.79	12.85	0.988	6.77	395.9	0.46	16.87	0.5
New probe → 0830	12.5	6.63	15.18	1.354	6.21	283.2	1.70	16.87	0.5
0835	15.0	6.61	15.16	1.355	6.22	282.8	0.34	16.87	0.5
0840	17.5	6.58	15.25	1.355	6.20	278.8	0.24	16.87	0.5
0845	20.0	6.58	15.61	1.356	6.21	274.8	0.48	16.87	0.5
0850	22.5	6.59	15.45	1.356	6.20	270.3	0.55	16.87	0.5
				AG					

FIELD EQUIPMENT AND CALIBRATION

	Model	Calibration
Water Level Probe	Heron	Checked Against Calibrated Length
Water Quality Meter	Aqua TROLL 500 w/ flow through cell	Twice Daily Calibration Verification also Calibrated Weekly

GENERAL COMMENTS

Ferrous Iron = 0.03 mg/L

Multi-Parameter Probe Unit # 863001 / 821326 (Inline)

Field Parameters Measured in Flow-Through Cell

Pump Placement Depth = 20 ft

Pump Rate = 0.5 L/min

Well Diameter = 4"

Screen Interval = 15-25

Historic (7-year average low and high / Q8 or 2021 / Avg in Bold)				
ORP	41.1	193.0	135.0	**134.5**
DO	5.41	6.69	6.40	**6.04**
PH	6.45	6.97	6.97	**6.75**
Cond.	0.994	1.633	1.366	**1.394**

WATER SAMPLE COLLECTION FIELD SHEET

GENERAL INFORMATION

SITE NAME	CHAAP	PROJECT NO.	60565355
SAMPLE NO.	NW021-22A	WELL NO.	NW021
DATE/TIME COLLECTED	~~AG~~ 5-16-22/1005	PERSONNEL	AG
SAMPLE METHOD	PRO-ACTIVE SS MONSOON		JO
SAMPLE MEDIA:	Groundwater		
SAMPLE QA SPLIT:	YES / **NO**	SPLIT SAMPLE NO.	NA
SAMPLE QC DUPLICATE:	YES / **NO**	DUPLICATE SAMPLE NO.	NA
MS/MSD REQUESTED	YES / **NO**	MS/MSD SAMPLE NO.	NA

SAMPLE CONTAINERS, PRESERVATIVES, ANALYSIS

Sample Container	Preservative	Analysis Requested
2 - 500 mL Amber	6°C	Explosives + MNX (8330A)
3 - 40 mL VOA	6°C, HCl	Methane (RSK 175)
1 - 500 mL HDPE	6°C, H_2S0_4	TKN (351.2), NH_3 (350.1), NO_2/NO_3 (353.2)
1 - 250 mL HDPE	6°C	SO_4 (9056A), Alkalinity (2320B)
1 - 250 mL HDPE	6°C, ZnOAc/NaOH	Sulfide (9034)
1 - 250 mL Amber	6°C	DOC (9060A)

WELL PURGING DATA

Date	5-16-22	Well Depth (ft BTOC)	45.75
Time Started	0920	Depth to Water (ft BTOC)	17.05
Time Completed	1005	Water Column Length	28.7
PID Measurements		Well Casing Volume (per ft)	2.47
Background	ND	Volume of Water in Well (L)	70.89
Breathing Zone	ND	Casing Volumes to Purge	NA
Well Head	ND	Minimum to Purge (L)	22.5
Purge Water	ND	Actual Purge (L)	22.5

FIELD MEASUREMENTS

Time	Amount Purged (L)	pH	Temperature (Celsius)	Conductivity (mS/cm)	Dissolved Oxygen (mg/L)	Redox (ORP) (mV)	Turbidity (NTU)	Depth to Water (ft BTOC)	Purge Rate (L/min)
					1.34	134.2			
0925	2.5	7.16	16.00	0.979	~~0.979~~ AG ~~1.39~~ AG		7.41	17.12	0.5
0930	5.0	6.90	15.85	0.982	1.13	114.6	6.32	17.07	0.5
0935	7.5	6.76	15.93	0.958	0.84	108.92	4.90	17.09	0.5
0940	10.0	6.70	16.06	0.987	0.65	109.3	4.66	17.09	0.5
0945	12.5	6.67	16.13	0.988	0.50	111.0	4.17	17.09	0.5
0950	15.0	6.66	16.20	0.989	0.43	113.1	3.26	17.09	0.5
0955	17.5	6.69	16.33	0.989	0.37	116.0	3.09	17.09	0.5
1000	20.0	6.69	16.38	0.989	0.34	119.4	2.57	17.09	0.5
1005	22.5	6.69	16.58	0.991	0.31	120.6	2.41	17.09	0.5
					AG				

FIELD EQUIPMENT AND CALIBRATION

	Model	Calibration
Water Level Probe	Heron	Checked Against Calibrated Length
Water Quality Meter	Aqua TROLL 500 w/ flow through cell	Twice Daily Calibration Verification also Calibrated Weekly

GENERAL COMMENTS

Ferrous Iron = 0.12 mg/L
Multi-Parameter Probe Unit # 821326
Field Parameters Measured in Flow-Through Cell
Pump Placement Depth = 40 ft
Pump Rate = 0.5 L/min
Well Diameter = 4"
Screen Interval = 37-42

	Historic (7-year average low and high / Q8 or 2021 / Avg in Bold)			
ORP	-110.2	150.0	136.6	**83.3**
DO	0.04	0.83	0.07	**0.30**
PH	6.69	7.02	7.00	**6.89**
Cond.	0.825	1.180	1.001	**0.999**

WATER SAMPLE COLLECTION FIELD SHEET

GENERAL INFORMATION

SITE NAME: CHAAP | PROJECT NO.: 60565355

SAMPLE NO.: NW022-22A | WELL NO.: NW022

DATE/TIME COLLECTED: 5-16-22 / 1130 | PERSONNEL: AG, JO

SAMPLE METHOD: PRO-ACTIVE SS MONSOON

SAMPLE MEDIA: Groundwater

SAMPLE QA SPLIT:	YES	NO	SPLIT SAMPLE NO.	NA
SAMPLE QC DUPLICATE:	YES	NO	DUPLICATE SAMPLE NO.	NA
MS/MSD REQUESTED	YES	NO	MS/MSD SAMPLE NO.	NA

SAMPLE CONTAINERS, PRESERVATIVES, ANALYSIS

Sample Container	Preservative	Analysis Requested
2 - 500 mL Amber	6°C	Explosives + MNX (8330A)
3 - 40 mL VOA	6°C, HCl	Methane (RSK 175)
1 - 500 mL HDPE	6°C, H_2SO_4	TKN (351.2), NH_3 (350.1), NO_2/NO_3 (353.2)
1 - 250 mL HDPE	6°C	SO_4 (9056A), Alkalinity (2320B)
1 - 250 mL HDPE	6°C, ZnOAc/NaOH	Sulfide (9034)
1 - 250 mL Amber	6°C	DOC (9060A)

WELL PURGING DATA

Date	5-16-22	Well Depth (ft BTOC)	66.60
Time Started	1045	Depth to Water (ft BTOC)	16.95
Time Completed	1130	Water Column Length	49.65
PID Measurements		Well Casing Volume (per ft)	2.47
Background	NO	Volume of Water in Well (L)	122.64
Breathing Zone	NO	Casing Volumes to Purge	NA
Well Head	NO	Minimum to Purge (L)	22.5
Purge Water	NO	Actual Purge (L)	22.5

FIELD MEASUREMENTS

Time	Amount Purged (L)	pH	Temperature (Celsius)	Conductivity (mS/cm)	Dissolved Oxygen (mg/L)	Redox (ORP) (mV)	Turbidity (NTU)	Depth to Water (ft BTOC)	Purge Rate (L/min)
								AG	
1050	2.5	7.15	30.44	0.902	0.21	0.2	11.77	~~8.31~~ 16.95	0.5
New Probe → 1055	5.0	7.12	15.70	0.901	0.10	39.3	8.38	16.95	0.5
1100	7.5	7.06	15.84	0.900	0.10	41.0	6.48	16.95	0.5
1105	10.0	7.05	15.97	0.899	0.10	47.7	5.94	16.95	0.5
1110	12.5	7.05	15.99	0.899	0.10	49.7	5.58	16.95	0.5
1115	15.0	7.07	15.71	0.900	0.10	46.0	5.63	16.95	0.5
1120	17.5	7.04	15.80	0.901	0.10	51.4	5.55	16.95	0.5
1125	20.0	7.01	16.11	0.901	0.08	51.2	5.61	16.95	0.5
1130	22.5	7.01	16.24	0.897	0.07	50.0	5.26	16.95	0.5
						AG			

FIELD EQUIPMENT AND CALIBRATION

	Model	Calibration
Water Level Probe	Heron	Checked Against Calibrated Length
Water Quality Meter	Aqua TROLL 500 w/ flow through cell	Twice Daily Calibration Verification also Calibrated Weekly

GENERAL COMMENTS

Ferrous Iron = ~~0.2 AG~~ mg/L 1.13

Multi-Parameter Probe Unit # 821326 / 863001 Inline

Field Parameters Measured in Flow-Through Cell

Pump Placement Depth = ~~1.13~~ ft 62

Pump Rate = 0.5L/min

Well Diameter = 4"

Screen Interval = 59 - 64

	Historic (7-year average low and high / Q8 or 2021 / Avg in Bold)			
ORP	-48.5	85.0	-37.6	**-14.3**
DO	0.03	0.72	0.66	**0.29**
PH	6.97	7.29	7.21	**7.10**
Cond.	1.019	1.390	1.207	**1.220**

WATER SAMPLE COLLECTION FIELD SHEET

GENERAL INFORMATION

SITE NAME	CHAAP	PROJECT NO.	60565355
SAMPLE NO.	NW060-22A	WELL NO.	NW060
DATE/TIME COLLECTED	5 Dec-12-22/1845	PERSONNEL	ME, GC
SAMPLE METHOD	PRO-ACTIVE SS MONSOON		

SAMPLE MEDIA:	Groundwater			
SAMPLE QA SPLIT:	YES	NO	SPLIT SAMPLE NO.	ND
SAMPLE QC DUPLICATE:	YES	NO	DUPLICATE SAMPLE NO.	NA
MS/MSD REQUESTED	YES	NO	MS/MSD SAMPLE NO.	NA

SAMPLE CONTAINERS, PRESERVATIVES, ANALYSIS

Sample Container	Preservative	Analysis Requested
2 - 500 mL Amber	6°C	Explosives + MNX (8330A)
3 - 40 mL VOA	6°C, HCl	Methane (RSK 175)
1 - 500 mL HDPE	6°C, H_2S0_4	TKN (351.2), NH_3 (350.1), NO_2/NO_3 (353.2)
1 - 250 mL HDPE	6°C	SO_4 (9056A), Alkalinity (2320B)
1 - 250 mL HDPE	6°C, ZnOAc/NaOH	Sulfide (9034)
1 - 250 mL Amber	6°C	DOC (9060A)

WELL PURGING DATA

Date	5 Dec-12-22	Well Depth (ft BTOC)	20.15
Time Started	805	Depth to Water (ft BTOC)	14.75
Time Completed	845	Water Column Length	5.4
PID Measurements		Well Casing Volume (per ft)	2.47
Background	ND	Volume of Water in Well (L)	13.34
Breathing Zone	ND	Casing Volumes to Purge	NA
Well Head	ND	Minimum to Purge (L)	20
Purge Water	ND	Actual Purge (L)	20

FIELD MEASUREMENTS

Time	Amount Purged (L)	pH	Temperature (Celsius)	Conductivity (mS/cm)	Dissolved Oxygen (mg/L)	Redox (ORP) (mV)	Turbidity (NTU)	Depth to Water (ft BTOC)	Purge Rate (L/min)
				.133	9.94	~~-133~~	9.86		
810	2.5	6.53	14.18	11.09	~~9.94~~	207.9	2.82	14.92	.5
815	5.0	6.47	13.95	~~13.95~~	~~.43~~	208.7	2.64	14.95	.5
820	7.5	6.55	14.03	.133	9.89	201.8	2.62	14.95	.5
825	10	6.65	13.80	.133	9.87	193.5	2.67	14.95	.5
830	12.5	6.69	13.95	.133	9.87	189.4	2.69	14.95	.5
835	15	6.75	13.94	.132	9.87	185.1	2.65	14.95	.5
840	17.5	6.77	13.90	.132	9.86	194.5	2.50	14.95	.5
845	20	6.77	14.08	.132	9.88	182.9	2.45	14.95	.5

FIELD EQUIPMENT AND CALIBRATION

	Model	Calibration
Water Level Probe	Heron	Checked Against Calibrated Length
Water Quality Meter	Aqua TROLL 500 w/ flow through cell	Twice Daily Calibration Verification also Calibrated Weekly

GENERAL COMMENTS

Ferrous Iron = 0.00 mg/L

Multi-Parameter Probe Unit # 8212

Field Parameters Measured in Flow-Through Cell

Pump Placement Depth = 17.5 ft

Pump Rate = .5 L/min

Well Diameter = 4"

Screen Interval = 10.0 - 20.0

Historic (7-year average low and high / Q8 or 2021 / Avg in Bold)				
ORP	29.2	214.5	141.0	**142.1**
DO	9.26	10.89	9.84	**10.07**
PH	5.82	6.56	6.42	**6.23**
Cond.	0.065	0.206	0.206	**0.147**

WATER SAMPLE COLLECTION FIELD SHEET

GENERAL INFORMATION

SITE NAME	CHAAP	PROJECT NO.	60565355
SAMPLE NO.	NW061-22A	WELL NO.	NW061
DATE/TIME COLLECTED	~~5~~ 12-22/1005	PERSONNEL	AE, GC
SAMPLE METHOD	PRO-ACTIVE SS MONSOON		

SAMPLE MEDIA:	Groundwater			
SAMPLE QA SPLIT:	YES	NO	SPLIT SAMPLE NO.	NA
SAMPLE QC DUPLICATE:	YES	NO	DUPLICATE SAMPLE NO.	NA
MS/MSD REQUESTED	YES	NO	MS/MSD SAMPLE NO.	NA

SAMPLE CONTAINERS, PRESERVATIVES, ANALYSIS

Sample Container	Preservative	Analysis Requested
2 - 500 mL Amber	6°C	Explosives + MNX (8330A)
3 - 40 mL VOA	6°C, HCl	Methane (RSK 175)
1 - 500 mL HDPE	6°C, H_2SO_4	TKN (351.2), NH_3 (350.1), NO_2/NO_3 (353.2)
1 - 250 mL HDPE	6°C	SO_4 (9056A), Alkalinity (2320B)
1 - 250 mL HDPE	6°C, ZnOAc/NaOH	Sulfide (9034)
1 - 250 mL Amber	6°C	DOC (9060A)

WELL PURGING DATA

Date	~~5~~ 12-22	Well Depth (ft BTOC)	44.90
Time Started	925	Depth to Water (ft BTOC)	14.42
Time Completed	1005	Water Column Length	30.48
PID Measurements		Well Casing Volume (per ft)	2.47
Background	ND	Volume of Water in Well (L)	75.29
Breathing Zone	ND	Casing Volumes to Purge	NA
Well Head	ND	Minimum to Purge (L)	20
Purge Water	ND	Actual Purge (L)	20

FIELD MEASUREMENTS

Time	Amount Purged (L)	pH	Temperature (Celsius)	Conductivity (mS/cm)	Dissolved Oxygen (mg/L)	Redox (ORP) (mV)	Turbidity (NTU)	Depth to Water (ft BTOC)	Purge Rate (L/min)
0930	2.5	6.75	16.45	1.047	0.22	197.9	4.55	14.45	.5
0935	5.0	6.84	16.33	1.049	0.15	193.3	3.80	14.45	.5
0940	7.5	6.92	16.30	1.045	0.13	190.4	3.36	14.45	.5
0945	10	6.94	16.29	1.045	0.12	190.0	3.47	14.45	.5
0950	12.5	6.94	16.40	1.033	0.12	190.7	3.19	14.45	.5
0955	15	6.91	16.29	1.040	0.10	191.9	3.02	14.45	.5
1000	17.5	6.89	16.36	1.048	0.10	192.4	3.55	14.45	.5
1005	20	6.94	16.39	1.045	0.10	192.7	3.00	14.45	.5

FIELD EQUIPMENT AND CALIBRATION

	Model	Calibration
Water Level Probe	Heron	Checked Against Calibrated Length
Water Quality Meter	Aqua TROLL 500 w/ flow through cell	Twice Daily Calibration Verification also Calibrated Weekly

GENERAL COMMENTS

Ferrous Iron = 0.12 mg/L

Multi-Parameter Probe Unit # 8212 89

Field Parameters Measured in Flow-Through Cell

Pump Placement Depth = 42.5 ft

Pump Rate = .5 L/min

Well Diameter = 4"

Screen Interval = 40.3 - 45.3

	Historic (7-year average low and high / Q8 or 2021 / Avg in Bold)			
ORP	-63.8	243.4	-63.8	**114.2**
DO	0.01	0.68	0.01	**0.29**
PH	6.59	7.14	7.12	**6.97**
Cond.	0.308	1.070	0.896	**0.820**

WATER SAMPLE COLLECTION FIELD SHEET

GENERAL INFORMATION

SITE NAME	CHAAP	PROJECT NO.	60565355
SAMPLE NO.	NW062-22A	WELL NO.	NW062
DATE/TIME COLLECTED	5-12-22 / 1115	PERSONNEL	AE, GC
SAMPLE METHOD	PRO-ACTIVE SS MONSOON		

SAMPLE MEDIA:	Groundwater			
SAMPLE QA SPLIT:	YES	**NO**	SPLIT SAMPLE NO.	NA
SAMPLE QC DUPLICATE:	YES	**NO**	DUPLICATE SAMPLE NO.	NA
MS/MSD REQUESTED	**YES**	NO	MS/MSD SAMPLE NO.	**NW062-22A MS/MSD**

SAMPLE CONTAINERS, PRESERVATIVES, ANALYSIS

Sample Container	Preservative	Analysis Requested
2 - 500 mL Amber	6°C	Explosives + MNX (8330A)
3 - 40 mL VOA	6°C, HCl	Methane (RSK 175)
1 - 500 mL HDPE	6°C, H_2SO_4	TKN (351.2), NH_3 (350.1), NO_2/NO_3 (353.2)
1 - 250 mL HDPE	6°C	SO_4 (9056A), Alkalinity (2320B)
1 - 250 mL HDPE	6°C, ZnOAc/NaOH	Sulfide (9034)
1 - 250 mL Amber	6°C	DOC (9060A)

WELL PURGING DATA

Date	5-12-22	Well Depth (ft BTOC)	63.45
Time Started	1030	Depth to Water (ft BTOC)	14.55
Time Completed	1115	Water Column Length	48.9
PID Measurements		Well Casing Volume (per ft)	2.47
Background	ND	Volume of Water in Well (L)	120.78
Breathing Zone	ND	Casing Volumes to Purge	NA
Well Head	ND	Minimum to Purge (L)	20
Purge Water	ND	Actual Purge (L)	22.5

FIELD MEASUREMENTS

Time	Amount Purged (L)	pH	Temperature (Celsius)	Conductivity (mS/cm)	Dissolved Oxygen (mg/L)	Redox (ORP) (mV)	Turbidity (NTU)	Depth to Water (ft BTOC)	Purge Rate (L/min)
1035	2.5	6.93	16.06	.876	0.07	-64.5	51.7	14.55	.5
1040	5.0	6.99	16.13	.880	0.02	-72.7	34.4	14.57	.5
1045	7.5	7.05	15.91	.875	0.26	-80.4	34.7	14.55	.5
1050	10	7.07	15.81	.967	0.18	-80.8	25.3	14.55	.5
1055	12.5	7.06	15.56	.873	0.12	-80.9	12.6	14.55	.5
1100	15	7.02	15.44	.872	0.08	-80.7	9.97	14.55	.5
1105	17.5	7.03	15.62	.873	0.08	-81.1	6.79	14.55	.5
1110	20	7.02	15.53	.872	0.07	-82.1	6.80	14.55	.5
1115	22.5	7.01	15.74	.869	0.07	-83.3	6.75	14.55	.5

FIELD EQUIPMENT AND CALIBRATION

	Model	Calibration
Water Level Probe	Heron	Checked Against Calibrated Length
Water Quality Meter	Aqua TROLL 500 w/ flow through cell	Twice Daily Calibration Verification also Calibrated Weekly

GENERAL COMMENTS

Ferrous Iron = 0.19 mg/L

Multi-Parameter Probe Unit # 821289

Field Parameters Measured in Flow-Through Cell

Pump Placement Depth = 61 ft

Pump Rate = .5 L/min

Well Diameter = 4"

Screen Interval = 58.1 - 63.1

	Historic (7-year average low and high / Q8 or 2021 / Avg in Bold)			
ORP	-100.6	-15.8	-86.0	**-67.1**
DO	0.05	0.65	0.32	**0.28**
PH	6.71	7.49	7.28	**7.18**
Cond.	0.270	0.895	0.895	**0.743**

WATER SAMPLE COLLECTION FIELD SHEET

GENERAL INFORMATION

SITE NAME: CHAAP | PROJECT NO.: 60565355

SAMPLE NO.: NW070-22A | WELL NO.: NW070

DATE/TIME COLLECTED: 05-11-22 / 1015 | PERSONNEL: AG JO

SAMPLE METHOD: PRO-ACTIVE SS MONSOON

SAMPLE MEDIA: Groundwater

SAMPLE QA SPLIT:	YES	NO	SPLIT SAMPLE NO.	NA
SAMPLE QC DUPLICATE:	YES	NO	DUPLICATE SAMPLE NO.	NA
MS/MSD REQUESTED	YES	NO	MS/MSD SAMPLE NO.	NA

SAMPLE CONTAINERS, PRESERVATIVES, ANALYSIS

Sample Container	Preservative	Analysis Requested
2 - 500 mL Amber	6°C	Explosives + MNX (8330A)
3 - 40 mL VOA	6°C, HCl	Methane (RSK 175)
1 - 500 mL HDPE	6°C, H_2SO_4	TKN (351.2), NH_3 (350.1), NO_2/NO_3 (353.2)
1 - 250 mL HDPE	6°C	SO_4 (9056A), Alkalinity (2320B)
1 - 250 mL HDPE	6°C, ZnOAc/NaOH	Sulfide (9034)
1 - 250 mL Amber	6°C	DOC (9060A)

WELL PURGING DATA

Date	5-11-22	Well Depth (ft BTOC)	20.91
Time Started	0910	Depth to Water (ft BTOC)	11.50
Time Completed	1015	Water Column Length	9.41
PID Measurements		Well Casing Volume (per ft)	2.47 L
Background	ND	Volume of Water in Well (L)	23.24
Breathing Zone	ND	Casing Volumes to Purge	NA
Well Head	ND	Minimum to Purge (L)	20
Purge Water	ND	Actual Purge (L)	~~0~~ 32.5 AG

FIELD MEASUREMENTS

Time	Amount Purged (L)	pH	Temperature (Celsius)	Conductivity (mS/cm)	Dissolved Oxygen (mg/L)	Redox (ORP) (mV)	Turbidity (NTU)	Depth to Water (ft BTOC)	Purge Rate (L/min)
0915	2.5	7.02	14.74	0.708	1.04	217.5	14.13	11.50	0.5
0920	5.0	7.01	14.82	0.711	0.88	213.1	14.35	11.52	0.5
0925	7.5	7.01	15.24	0.710	0.80	213.2	10.81	11.52	0.5
0930	10.0	7.03	15.22	0.699	0.72	208.3	11.71	11.51	0.5
0935	12.5	7.04	15.17	0.701	0.69	204.8	9.82	11.52	0.5
0940	15.0	7.06	15.09	0.695	0.62	197.1	9.99	11.52	0.5
0945	17.5	7.07	15.19	0.695	0.58	193.7	7.16	11.52	0.5
0950	20.0	7.08	15.40	0.692	0.54	189.9	5.95	11.52	0.5
0955	22.5	7.11	15.33	0.689	0.50	185.1	5.85	11.52	0.5
1000	25	7.13	15.36	0.687	0.47	180.8	5.14	11.51	0.5
1005	27.5	7.16	15.44	0.685	0.44	176.1	3.93	11.51	0.5
1010	30.0	7.18	15.54	0.682	0.41	170.8	3.66	11.52	0.5
1015	32.5	7.21	15.57	0.680	0.41	166.6	2.89	11.52	0.5

FIELD EQUIPMENT AND CALIBRATION

	Model	Calibration
Water Level Probe	Heron	Checked Against Calibrated Length
Water Quality Meter	Aqua TROLL 500 w/ flow through cell	Twice Daily Calibration Verification also Calibrated Weekly

GENERAL COMMENTS

Ferrous Iron = ~~0.27~~ AG mg/L 0.16 mg/L

Multi-Parameter Probe Unit # 863001

Field Parameters Measured in Flow-Through Cell

Pump Placement Depth = 19 ft

Pump Rate = 0.5 L/min

Well Diameter = 4"

Screen Interval = 10.6 - 20.6

	Historic (7-year average low and high / Q8 or 2021 / Avg in Bold)			
ORP	-307.4	174.5	174.5	**49.5**
DO	0.07	1.59	0.29	**0.40**
PH	6.51	7.25	7.11	**6.96**
Cond.	0.184	0.926	0.831	**0.599**

WATER SAMPLE COLLECTION FIELD SHEET

GENERAL INFORMATION

SITE NAME	CHAAP	PROJECT NO.	60565355
SAMPLE NO.	NW071-22A	WELL NO.	NW071
DATE/TIME COLLECTED	05-11-22 / 1210	PERSONNEL	AG
SAMPLE METHOD	PRO-ACTIVE SS MONSOON		TO
SAMPLE MEDIA:	Groundwater		
SAMPLE QA SPLIT:	YES / **NO**	SPLIT SAMPLE NO.	NA
SAMPLE QC DUPLICATE:	YES / **NO**	DUPLICATE SAMPLE NO.	NA
MS/MSD REQUESTED	YES / **NO**	MS/MSD SAMPLE NO.	NA

SAMPLE CONTAINERS, PRESERVATIVES, ANALYSIS

Sample Container	Preservative	Analysis Requested
2 - 500 mL Amber	6°C	Explosives + MNX (8330A)
3 - 40 mL VOA	6°C, HCl	Methane (RSK 175)
1 - 500 mL HDPE	6°C, H_2S0_4	TKN (351.2), NH_3 (350.1), NO_2/NO_3 (353.2)
1 - 250 mL HDPE	6°C	SO_4 (9056A), Alkalinity (2320B)
1 - 250 mL HDPE	6°C, ZnOAc/NaOH	Sulfide (9034)
1 - 250 mL Amber	6°C	DOC (9060A)

WELL PURGING DATA

Date	5-11-22	Well Depth (ft BTOC)	60.43
Time Started	1125	Depth to Water (ft BTOC)	11.33
Time Completed	1210	Water Column Length	49.10
PID Measurements		Well Casing Volume (per ft)	2.47 L
Background	NA	Volume of Water in Well (L)	121.28
Breathing Zone	NA	Casing Volumes to Purge	NA
Well Head	NA	Minimum to Purge (L)	20
Purge Water	NA	Actual Purge (L)	22.5

FIELD MEASUREMENTS

Time	Amount Purged (L)	pH	Temperature (Celsius)	Conductivity (mS/cm)	Dissolved Oxygen (mg/L)	Redox (ORP) (mV)	Turbidity (NTU)	Depth to Water (ft BTOC)	Purge Rate (L/min)
1130	2.5	6.83	17.26	0.413	1.89	224.0	16.94	11.33	0.5
1135	5.0	6.78	17.42	0.406	1.91	215.7	19.08	11.33	0.5
1140	7.5	6.79	17.68	0.404	1.90	215.5	17.48	11.33	0.5
1145	10.0	6.70	26.14	0.362	1.90	199.1	16.14	11.33	0.5
1150	12.5	6.68	17.69	0.365	1.89	197.5	15.28	11.33	0.5
1155	15.0	6.67	18.12	0.347	1.93	195.7	14.77	11.33	0.5
1200	17.5	6.67	17.66	0.348	1.95	196.3	13.88	11.33	0.5
1205	20.0	6.65	17.77	0.350	1.98	198.0	14.12	11.33	0.5
1210	22.5	6.65	17.69	0.356	1.99	199.4	13.23	11.33	0.5

FIELD EQUIPMENT AND CALIBRATION

	Model	Calibration
Water Level Probe	Heron	Checked Against Calibrated Length
Water Quality Meter	Aqua TROLL 500 w/ flow through cell	Twice Daily Calibration Verification also Calibrated Weekly

GENERAL COMMENTS

Ferrous Iron = 0.68 mg/L

Multi-Parameter Probe Unit # 863001

Field Parameters Measured in Flow-Through Cell

Pump Placement Depth = 58 ft

Pump Rate = 0.5 L/min

Well Diameter = 4"

Screen Interval = 55.2 - 60.2

	Historic (7-year average low and high / Q8 or 2021 / Avg in Bold)			
ORP	-151.2	181.9	181.9	**97.2**
DO	0.46	3.43	2.15	**2.14**
PH	6.32	6.66	6.48	**6.49**
Cond.	0.519	0.745	0.681	**0.649**

WATER SAMPLE COLLECTION FIELD SHEET

GENERAL INFORMATION

SITE NAME	CHAAP	PROJECT NO.	60565355
SAMPLE NO.	G0017-22A	WELL NO.	G0017
DATE/TIME COLLECTED	5-20-22 / 910	PERSONNEL	RE, JO
SAMPLE METHOD	PRO-ACTIVE SS MONSOON		

SAMPLE MEDIA:	Groundwater			
SAMPLE QA SPLIT:	YES	NO	SPLIT SAMPLE NO.	NA
SAMPLE QC DUPLICATE:	YES	NO	DUPLICATE SAMPLE NO.	NA
MS/MSD REQUESTED	YES	NO	MS/MSD SAMPLE NO.	NA

SAMPLE CONTAINERS, PRESERVATIVES, ANALYSIS

Sample Container	Preservative	Analysis Requested
2 - 500 mL Amber	6°C	Explosives + MNX (8330A)
3 - 40 mL VOA	6°C, HCl	Methane (RSK 175)
1 - 500 mL HDPE	6°C, H_2SO_4	TKN (351.2), NH_3 (350.1), NO_2/NO_3 (353.2)
1 - 250 mL HDPE	6°C	SO_4 (9056A), Alkalinity (2320B)
1 - 250 mL HDPE	6°C, ZnOAc/NaOH	Sulfide (9034)
1 - 250 mL Amber	6°C	DOC (9060A)

WELL PURGING DATA

Date	5-20-22	Well Depth (ft BTOC)	33.93
Time Started	830	Depth to Water (ft BTOC)	14.94
Time Completed	910	Water Column Length	18.95
PID Measurements		Well Casing Volume (per ft)	2.47
Background	ND	Volume of Water in Well (L)	46.8
Breathing Zone	ND	Casing Volumes to Purge	NA
Well Head	ND	Minimum to Purge (L)	20
Purge Water	ND	Actual Purge (L)	20l

FIELD MEASUREMENTS

Time	Amount Purged (L)	pH	Temperature (Celsius)	Conductivity (mS/cm)	Dissolved Oxygen (mg/L)	Redox (mV)	Turbidity (NTU)	Depth to Water (ft BTOC)	Purge Rate (L/min)
835	2.5	7.36	11.94	1.023	0.04	-21.4	15.3	15.30	.5
840	5.0	7.41	12.07	1.021	0.01	-71.4	14.2	15.31	.5
845	7.5	7.40	12.11	1.031	0.01	-90.2	11.3	15.31	.5
850	10	7.40	12.21	1.126	0.01	-75.2	8.4	15.31	.5
855	12.5	7.30	12.23	1.187	0.01	-92.6	6.9	15.31	.5
900	15	7.30	12.26	1.193	0.01	-103.4	5.04	15.31	.5
905	17.5	7.29	12.28	1.194	0.01	-110.2	3.79	15.31	.5
910	20	7.29	12.28	1.196	0.01	-112.6	4.12	15.31	.5

FIELD EQUIPMENT AND CALIBRATION

	Model	Calibration
Water Level Probe	Heron	Checked Against Calibrated Length
Water Quality Meter	Aqua TROLL 500 w/ flow through cell	Twice Daily Calibration Verification also Calibrated Weekly

GENERAL COMMENTS

Ferrous Iron = 0.16 mg/L

Multi-Parameter Probe Unit # 82/289

Field Parameters Measured in Flow-Through Cell

Pump Placement Depth = 26.5 ft

Pump Rate = .5 L/min

Well Diameter = 4"

Screen Interval = 16-31

	Historic (7-year average low and high / 2021 or Q8 / Avg in Bold)			
ORP	-338.5	-293.4	-328.6	**-321.2**
DO	0.01	1.77	0.01	**0.66**
PH	6.86	7.24	7.21	**7.07**
Cond.	0.999	1.850	1.850	**1.469**

WATER SAMPLE COLLECTION FIELD SHEET

GENERAL INFORMATION

SITE NAME	CHAAP	PROJECT NO.	60565355
SAMPLE NO.	G0022-22A	WELL NO.	G0022
DATE/TIME COLLECTED	5-13-22/ 1425	PERSONNEL	AG
SAMPLE METHOD	PRO-ACTIVE SS MONSOON		JO

SAMPLE MEDIA:	Groundwater			
SAMPLE QA SPLIT:	YES	NO	SPLIT SAMPLE NO.	NA
SAMPLE QC DUPLICATE:	YES	NO	DUPLICATE SAMPLE NO.	NA
MS/MSD REQUESTED	YES	NO	MS/MSD SAMPLE NO.	NA

SAMPLE CONTAINERS, PRESERVATIVES, ANALYSIS

Sample Container	Preservative	Analysis Requested
2 - 500 mL Amber	6°C	Explosives + MNX (8330A)
3 - 40 mL VOA	6°C, HCl	Methane (RSK 175)
1 - 500 mL HDPE	6°C, H_2SO_4	TKN (351.2), NH_3 (350.1), NO_2/NO_3 (353.2)
1 - 250 mL HDPE	6°C	SO_4 (9056A), Alkalinity (2320B)
1 - 250 mL HDPE	6°C, ZnOAc/NaOH	Sulfide (9034)
1 - 250 mL Amber	6°C	DOC (9060A)

WELL PURGING DATA

Date	5-13-22	Well Depth (ft BTOC)	34.98
Time Started	1340	Depth to Water (ft BTOC)	13.61
Time Completed	1425	Water Column Length	26.37
PID Measurements		Well Casing Volume (per ft)	2.47L
Background	ND	Volume of Water in Well (L)	65.13
Breathing Zone	ND	Casing Volumes to Purge	NA
Well Head	ND	Minimum to Purge (L)	22.5
Purge Water	NO	Actual Purge (L)	22.5

FIELD MEASUREMENTS

Time	Amount Purged (L)	pH	Temperature (Celsius)	Conductivity (mS/cm)	Dissolved Oxygen (mg/L)	Redox (mV)	Turbidity (NTU)	Depth to Water (ft BTOC)	Purge Rate (L/min)
1345	2.5	7.07	15.95	0.668	0.36	162.0	5.18	13.68	0.5
1350	5.0	6.86	13.88	0.685	0.09	145.2	1.97	13.68	0.5
1355	7.5	6.83	14.16	0.685	0.06	92.4	2.90	13.68	0.5
1400	10.0	6.83	13.78	0.682	0.05	73.5	2.43	13.68	0.5
1405	12.5	6.82	14.01	0.685	0.05	53.9	2.40	13.68	0.5
1410	15.0	6.80	14.83	0.686	0.04	50.0	2.07	13.68	0.5
1415	17.5	6.83	14.48	0.683	0.04	43.8	3.00	13.68	0.5
1420	20.0	6.84	14.22	0.681	0.03	44.0	2.05	13.68	0.5
1425	22.5	6.85	14.76	0.682	0.03	39.9	2.25	13.68	0.5
		AG							

FIELD EQUIPMENT AND CALIBRATION

	Model	Calibration
Water Level Probe	Heron	Checked Against Calibrated Length
Water Quality Meter	Aqua TROLL 500 w/ flow through cell	Twice Daily Calibration Verification also Calibrated Weekly

GENERAL COMMENTS

Ferrous Iron = 0.33 mg/L

Multi-Parameter Probe Unit # 863001

Field Parameters Measured in Flow-Through Cell

Pump Placement Depth = 25 ft

Pump Rate = 0.5 L/min

Well Diameter = 4"

Screen Interval = 18-33

	Historic (7-year average low and high / 2021 or Q8 / Avg in Bold)			
ORP	-94.9	64.0	34.6	**6.0**
DO	0.01	3.32	0.01	**1.10**
PH	6.68	7.08	6.79	**6.88**
Cond.	0.783	0.948	0.948	**0.877**

WATER SAMPLE COLLECTION FIELD SHEET

GENERAL INFORMATION

SITE NAME	CHAAP	PROJECT NO.	60565355
SAMPLE NO.	G0023-22A	WELL NO.	G0023
DATE/TIME COLLECTED	5-16-22/ 1355	PERSONNEL	AG JO
SAMPLE METHOD	PRO-ACTIVE SS MONSOON		
SAMPLE MEDIA:	Groundwater		
SAMPLE QA SPLIT:	YES **NO**	SPLIT SAMPLE NO.	NA
SAMPLE QC DUPLICATE:	YES **NO**	DUPLICATE SAMPLE NO.	NA
MS/MSD REQUESTED	YES **NO**	MS/MSD SAMPLE NO.	NA

SAMPLE CONTAINERS, PRESERVATIVES, ANALYSIS

Sample Container	Preservative	Analysis Requested
2 - 500 mL Amber	6°C	Explosives + MNX (8330A)
3 - 40 mL VOA	6°C, HCl	Methane (RSK 175)
1 - 500 mL HDPE	6°C, H_2SO_4	TKN (351.2), NH_3 (350.1), NO_2/NO_3 (353.2)
1 - 250 mL HDPE	6°C	SO_4 (9056A), Alkalinity (2320B)
1 - 250 mL HDPE	6°C, ZnOAc/NaOH	Sulfide (9034)
1 - 250 mL Amber	6°C	DOC (9060A)

WELL PURGING DATA

Date	5-16-22	Well Depth (ft BTOC)	35.85
Time Started	1345 10 AG	Depth to Water (ft BTOC)	14.48
Time Completed	1355	Water Column Length	21.37
PID Measurements		Well Casing Volume (per ft)	2.47
Background	ND	Volume of Water in Well (L)	52.78
Breathing Zone	ND	Casing Volumes to Purge	NA
Well Head	ND	Minimum to Purge (L)	22.5
Purge Water	ND	Actual Purge (L)	22.5

FIELD MEASUREMENTS

Time	Amount Purged (L)	pH	Temperature (Celsius)	Conductivity (mS/cm)	Dissolved Oxygen (mg/L)	Redox (mV)	Turbidity (NTU)	Depth to Water (ft BTOC)	Purge Rate (L/min)
1315	2.5	6.68	15.34	0.768	0.23	-65.1	18.20	14.54	0.5
1320	5.0	6.58	15.33	0.772	0.19	-78.0	15.29	14.54	0.5
1325	7.5	6.53	15.13	0.774	0.16	-86.8	12.50	14.54	0.5
1330	10.0	6.49	15.08	0.775	0.15	-91.4	9.37	14.54	0.5
1335	12.5	6.44	15.43	0.779	0.13	-95.7	6.76	14.54	0.5
1340	15.0	6.44	15.25	0.779	0.13	-96.5	7.62	14.54	0.5
1345	17.5	6.42	15.46	0.780	0.13	-97.9	5.65	14.54	0.5
1350	20.0	6.42	15.42	0.781	0.12	-98.8	5.01	14.54	0.5
1355	22.5	6.42	15.33	0.780	0.12	-99.3	4.65	14.54	0.5
		AG							

FIELD EQUIPMENT AND CALIBRATION

	Model	Calibration
Water Level Probe	Heron	Checked Against Calibrated Length
Water Quality Meter	Aqua TROLL 500 w/ flow through cell	Twice Daily Calibration Verification also Calibrated Weekly

GENERAL COMMENTS

Ferrous Iron = 0.42 mg/L

Multi-Parameter Probe Unit # 863001/~~821326~~ AG

Field Parameters Measured in Flow-Through Cell

Pump Placement Depth = 26 ft

Pump Rate = 0.5 L/min

Well Diameter = 4"

Screen Interval = 19-34

Historic (7-year average low and high / 2021 or Q8 / Avg in Bold)				
ORP	-114.0	-18.2	-85.8	**-66.5**
DO	0.16	0.92	0.16	**0.44**
PH	5.96	6.45	6.39	**6.26**
Cond.	0.737	1.015	0.857	**0.858**

WATER SAMPLE COLLECTION FIELD SHEET

GENERAL INFORMATION

SITE NAME	CHAAP	PROJECT NO.	60565355
SAMPLE NO.	G0024-22A	WELL NO.	G0024
DATE/TIME COLLECTED	5-18-22 / 1450	PERSONNEL	AE, SS
SAMPLE METHOD	PRO-ACTIVE SS MONSOON		

SAMPLE MEDIA:	Groundwater			
SAMPLE QA SPLIT:	YES	NO	SPLIT SAMPLE NO.	NA
SAMPLE QC DUPLICATE:	YES	NO	DUPLICATE SAMPLE NO.	NA
MS/MSD REQUESTED	YES	NO	MS/MSD SAMPLE NO.	NA

SAMPLE CONTAINERS, PRESERVATIVES, ANALYSIS

Sample Container	Preservative	Analysis Requested
2 - 500 mL Amber	6°C	Explosives + MNX (8330A)
3 - 40 mL VOA	6°C, HCl	Methane (RSK 175)
1 - 500 mL HDPE	6°C, H_2S0_4	TKN (351.2), NH_3 (350.1), NO_2/NO_3 (353.2)
1 - 250 mL HDPE	6°C	SO_4 (9056A), Alkalinity (2320B)
1 - 250 mL HDPE	6°C, ZnOAc/NaOH	Sulfide (9034)
1 - 250 mL Amber	6°C	DOC (9060A)

WELL PURGING DATA

Date	5-18-22	Well Depth (ft BTOC)	33.28
Time Started	1410	Depth to Water (ft BTOC)	13.98
Time Completed	1450	Water Column Length	19.3
PID Measurements		Well Casing Volume (per ft)	2.47
Background	ND	Volume of Water in Well (L)	46.67
Breathing Zone	ND	Casing Volumes to Purge	NA
Well Head	ND	Minimum to Purge (L)	20
Purge Water	ND	Actual Purge (L)	20

FIELD MEASUREMENTS

Time	Amount Purged (L)	pH	Temperature (Celsius)	Conductivity (mS/cm)	Dissolved Oxygen (mg/L)	Redox (mV)	Turbidity (NTU)	Depth to Water (ft BTOC)	Purge Rate (L/min)
1415	2.5	4.99	14.37	.334	2.79	132.6	4.14	14.15	.5
1420	5.0	5.27	14.49	.327	2.77	133.4	4.17	14.16	.5
1425	7.5	5.45	14.54	.330	2.79	135.5	4.11	14.16	.5
1430	10	5.63	14.61	.332	2.82	134.0	4.48	14.16	.5
1435	12.5	5.77	14.58	.336	2.90	132.2	4.03	14.16	.5
1440	15	5.88	14.61	.342	2.95	133.0	4.48	14.16	.5
1445	17.5	5.89	14.34	.347	2.99	132.7	3.87	14.16	.5
1450	20	5.93	14.56	.351	3.05	131.9	4.26	14.16	.5
~~1455~~	~~22.5~~ *								
~~1500~~	~~25~~ *								

FIELD EQUIPMENT AND CALIBRATION

	Model	Calibration
Water Level Probe	Heron	Checked Against Calibrated Length
Water Quality Meter	Aqua TROLL 500 w/ flow through cell	Twice Daily Calibration Verification also Calibrated Weekly

GENERAL COMMENTS

Ferrous Iron = 0.05 mg/L
Multi-Parameter Probe Unit # 8212659
Field Parameters Measured in Flow-Through Cell
Pump Placement Depth = 26 ft
Pump Rate = .5 L/min
Well Diameter = 4"
Screen Interval = 16-31

Historic (7-year average low and high / 2021 or Q8 / Avg in Bold)				
ORP	22.5	221.4	148.8	**147.3**
DO	4.91	7.26	5.00	**5.45**
PH	6.32	6.81	6.81	**6.65**
Cond.	0.537	1.170	0.594	**0.720**

WATER SAMPLE COLLECTION FIELD SHEET

GENERAL INFORMATION

SITE NAME	CHAAP	PROJECT NO.	60565355
SAMPLE NO.	G0044-22A	WELL NO.	G0044
DATE/TIME COLLECTED	5-17-22/845	PERSONNEL	BE, SS
SAMPLE METHOD	PRO-ACTIVE SS MONSOON		

SAMPLE MEDIA: **Groundwater**

SAMPLE QA SPLIT:	YES	**NO**	SPLIT SAMPLE NO.	NA
SAMPLE QC DUPLICATE:	YES	**NO**	DUPLICATE SAMPLE NO.	NA
MS/MSD REQUESTED	YES	**NO**	MS/MSD SAMPLE NO.	NA

SAMPLE CONTAINERS, PRESERVATIVES, ANALYSIS

Sample Container	Preservative	Analysis Requested
2 - 500 mL Amber	6°C	Explosives + MNX (8330A)
3 - 40 mL VOA	6°C, HCl	Methane (RSK 175)
1 - 500 mL HDPE	6°C, H_2S0_4	TKN (351.2), NH_3 (350.1), NO_2/NO_3 (353.2)
1 - 250 mL HDPE	6°C	SO_4 (9056A), Alkalinity (2320B)
1 - 250 mL HDPE	6°C, ZnOAc/NaOH	Sulfide (9034)
1 - 250 mL Amber	6°C	DOC (9060A)

WELL PURGING DATA

Date	5-17-22	Well Depth (ft BTOC)	28.26
Time Started	800	Depth to Water (ft BTOC)	17.69
Time Completed	845	Water Column Length	10.57
PID Measurements		Well Casing Volume (per ft)	2.47
Background	ND	Volume of Water in Well (L)	26.1
Breathing Zone	ND	Casing Volumes to Purge	NA
Well Head	ND	Minimum to Purge (L)	20
Purge Water	ND	Actual Purge (L)	22.5

FIELD MEASUREMENTS

Time	Amount Purged (L)	pH	Temperature (Celsius)	Conductivity (mS/cm)	Dissolved Oxygen (mg/L)	Redox (mV)	Turbidity (NTU)	Depth to Water (ft BTOC)	Purge Rate (L/min)
						236.3	3.62		
805	2.5	7.00	14.47	2.266	6.78	~~6.78~~	~~236.3~~	17.70	.5
810	5.0	7.04	14.90	2.294	6.41	229.0	3.72	17.70	.5
815	7.5	7.06	15.10	2.324	5.97	222.8	3.60	17.70	.5
820	10	7.08	15.49	2.370	5.52	217.2	3.50	17.70	.5
825	12.5	7.08	15.66	2.408	5.11	213.0	3.84	17.70	.5
830	15	7.08	15.73	2.432	4.88	209.1	3.55	17.70	.5
835	17.5	7.08	16.04	2.455	4.65	204.4	3.44	17.70	.5
840	20	7.09	16.42	2.458	4.56	200.5	3.40	17.70	.5
845	22.5	7.08	16.56	2.461	4.44	196.4	3.16	17.70	.5

FIELD EQUIPMENT AND CALIBRATION

	Model	Calibration
Water Level Probe	Heron	Checked Against Calibrated Length
Water Quality Meter	Aqua TROLL 500 w/ flow through cell	Twice Daily Calibration Verification also Calibrated Weekly

GENERAL COMMENTS

Ferrous Iron = 0.01 mg/L

Multi-Parameter Probe Unit # 821259

Field Parameters Measured in Flow-Through Cell

Pump Placement Depth = 23 ft

Pump Rate = ~~25~~ .5L/min

Well Diameter = 4"

Screen Interval = 11-26

	Historic (7-year average low and high / 2021 or Q8 / Avg in Bold)			
ORP	-182.6	207.8	202.0	**85.1**
DO	2.36	6.25	6.25	**4.24**
PH	6.63	7.11	7.11	**6.91**
Cond.	0.903	2.281	2.193	**1.704**

WATER SAMPLE COLLECTION FIELD SHEET

GENERAL INFORMATION

SITE NAME	CHAAP	PROJECT NO.	60565355
SAMPLE NO.	G0045-22A	WELL NO.	G0045
DATE/TIME COLLECTED	5-20-22 / 1020	PERSONNEL	RE, JO
SAMPLE METHOD	PRO-ACTIVE SS MONSOON		
SAMPLE MEDIA:	Groundwater		
SAMPLE QA SPLIT:	YES **NO**	SPLIT SAMPLE NO.	N A
SAMPLE QC DUPLICATE:	YES **NO**	DUPLICATE SAMPLE NO.	N A
MS/MSD REQUESTED	YES **NO**	MS/MSD SAMPLE NO.	N A

SAMPLE CONTAINERS, PRESERVATIVES, ANALYSIS

Sample Container	Preservative	Analysis Requested
2 - 500 mL Amber	6°C	Explosives + MNX (8330A)
3 - 40 mL VOA	6°C, HCl	Methane (RSK 175)
1 - 500 mL HDPE	6°C, H_2SO_4	TKN (351.2), NH_3 (350.1), NO_2/NO_3 (353.2)
1 - 250 mL HDPE	6°C	SO_4 (9056A), Alkalinity (2320B)
1 - 250 mL HDPE	6°C, ZnOAc/NaOH	Sulfide (9034)
1 - 250 mL Amber	6°C	DOC (9060A)

WELL PURGING DATA

Date	5-20-22	Well Depth (ft BTOC)	58.56
Time Started	940	Depth to Water (ft BTOC)	14.52
Time Completed	1020	Water Column Length	44.04
PID Measurements		Well Casing Volume (per ft)	2.47
Background	ND	Volume of Water in Well (L)	108.8
Breathing Zone	ND	Casing Volumes to Purge	NA
Well Head	ND	Minimum to Purge (L)	20 l
Purge Water	ND	Actual Purge (L)	20

FIELD MEASUREMENTS

Time	Amount Purged (L)	pH	Temperature (Celsius)	Conductivity (mS/cm)	Dissolved Oxygen (mg/L)	Redox (mV)	Turbidity (NTU)	Depth to Water (ft BTOC)	Purge Rate (L/min)
945	2.5	7.31	12.90	2,649	0.13	-121.0	3.51	14.54	.5
950	5.0	7.30	12.98	2,650	0.07	-115.5	3.28	14.58	.5
955	7.5	7.30	13.20	2,650	0.05	-110.3	3.17	14.58	.5
1000	10	7.29	13.35	2,649	0.04	-105.4	3.27	14.58	.5
1005	12.5	7.29	13.23	2,653	0.02	-100.9	3.54	14.58	.5
1010	15	7.29	13.47	2,651	0.02	-97.0	3.62	14.58	.5
1015	17.5	7.28	13.39	2,654	0.01	-93.1	3.45	14.58	.5
1020	20	7.28	13.37	2,657	0.01	-89.7	3.58	14.58	.5
				RJG					

FIELD EQUIPMENT AND CALIBRATION

	Model	Calibration
Water Level Probe	Heron	Checked Against Calibrated Length
Water Quality Meter	Aqua TROLL 500 w/ flow through cell	Twice Daily Calibration Verification also Calibrated Weekly

GENERAL COMMENTS

Ferrous Iron = 0.12 mg/L

Multi-Parameter Probe Unit # 821288

Field Parameters Measured in Flow-Through Cell

Pump Placement Depth = ~~50~~ ft 535 bgs

Pump Rate = .5 l/min

Well Diameter = 4"

Screen Interval = 45-55

Historic (7-year average low and high / 2021 or Q8 / Avg in Bold)				
ORP	-268.5	174.4	-268.5	**-38.0**
DO	0.03	1.47	0.03	**0.58**
PH	7.01	7.19	7.13	**7.12**
Cond.	1.991	3.020	3.020	**2.634**

WATER SAMPLE COLLECTION FIELD SHEET

GENERAL INFORMATION

SITE NAME	CHAAP	PROJECT NO.	60565355
SAMPLE NO.	G0048-22A	WELL NO.	G0048
DATE/TIME COLLECTED	5-16-22/1245	PERSONNEL	AG JO
SAMPLE METHOD	PRO-ACTIVE SS MONSOON		
SAMPLE MEDIA:	Groundwater		
SAMPLE QA SPLIT:	YES **NO**	SPLIT SAMPLE NO.	NA
SAMPLE QC DUPLICATE:	YES **NO**	DUPLICATE SAMPLE NO.	NA
MS/MSD REQUESTED	YES **NO**	MS/MSD SAMPLE NO.	NA

SAMPLE CONTAINERS, PRESERVATIVES, ANALYSIS

Sample Container	Preservative	Analysis Requested
2 - 500 mL Amber	6°C	Explosives + MNX (8330A)
3 - 40 mL VOA	6°C, HCl	Methane (RSK 175)
1 - 500 mL HDPE	6°C, H_2SO_4	TKN (351.2), NH_3 (350.1), NO_2/NO_3 (353.2)
1 - 250 mL HDPE	6°C	SO_4 (9056A), Alkalinity (2320B)
1 - 250 mL HDPE	6°C, ZnOAc/NaOH	Sulfide (9034)
1 - 250 mL Amber	6°C	DOC (9060A)

WELL PURGING DATA

Date	5-16-22	Well Depth (ft BTOC)	17.92
Time Started	1200	Depth to Water (ft BTOC)	13.57
Time Completed	1245	Water Column Length	4.35
PID Measurements		Well Casing Volume (per ft)	2.47
Background	NO	Volume of Water in Well (L)	10.74
Breathing Zone	NO	Casing Volumes to Purge	NA
Well Head	NO	Minimum to Purge (L)	22.5
Purge Water	NO	Actual Purge (L)	22.5

FIELD MEASUREMENTS

Time	Amount Purged (L)	pH	Temperature (Celsius)	Conductivity (mS/cm)	Dissolved Oxygen (mg/L)	Redox (mV)	Turbidity (NTU)	Depth to Water (ft BTOC)	Purge Rate (L/min)
1205	2.5	6.56	15.56	0.848	0.19	351.7	21.47	13.63	0.5
1210	5.0	6.51	15.89	0.855	0.19	347.4	12.36	13.64	0.5
1215	7.5	6.53	15.44	0.859	0.18	347.6	10.50	13.64	0.5
1220	10.0	6.52	15.02	0.865	0.17	349.7	7.20	13.64	0.5
new probe → 1225	12.5	6.82	20.61	0.870	0.61	177.2	4.40	13.64	0.5
1230	~~15.0~~	6.58	14.84	0.872	0.41	160.7	7.39	13.64	0.5
1235	17.5	6.58	14.87	0.884	0.37	150.0	6.64	13.64	0.5
1240	20.0	6.59	14.40	0.889	0.34	143.2	6.11	13.64	0.5
1245	22.5	6.58	14.58	0.895	0.33	139.4	6.58	13.64	0.5
			AG						

FIELD EQUIPMENT AND CALIBRATION

	Model	Calibration
Water Level Probe	Heron	Checked Against Calibrated Length
Water Quality Meter	Aqua TROLL 500 w/ flow through cell	Twice Daily Calibration Verification also Calibrated Weekly

GENERAL COMMENTS

Ferrous Iron = 0.27 mg/L

Multi-Parameter Probe Unit # 863001 / 821326 Inline

Field Parameters Measured in Flow-Through Cell

Pump Placement Depth = 11 ft

Pump Rate = 0.5L/min

Well Diameter = 4"

Screen Interval = 6-16

Historic (7-year average low and high / 2021 or Q8 / Avg in Bold)				
ORP	68.9	192.9	102.8	**129.9**
DO	0.20	3.29	0.20	**1.41**
PH	5.40	6.35	6.35	**5.95**
Cond.	0.449	0.969	0.671	**0.684**

WATER SAMPLE COLLECTION FIELD SHEET

GENERAL INFORMATION

SITE NAME	CHAAP	PROJECT NO.	60565355
SAMPLE NO.	G0049-22A	WELL NO.	G0049
DATE/TIME COLLECTED	5-16-22/ 1505	PERSONNEL	AG JO
SAMPLE METHOD	PRO-ACTIVE SS MONSOON		
SAMPLE MEDIA:	Groundwater		
SAMPLE QA SPLIT:	YES **NO**	SPLIT SAMPLE NO.	NA
SAMPLE QC DUPLICATE:	YES **NO**	DUPLICATE SAMPLE NO.	NA
MS/MSD REQUESTED	YES **NO**	MS/MSD SAMPLE NO.	NA

SAMPLE CONTAINERS, PRESERVATIVES, ANALYSIS

Sample Container	Preservative	Analysis Requested
2 - 500 mL Amber	6°C	Explosives + MNX (8330A)
3 - 40 mL VOA	6°C, HCl	Methane (RSK 175)
1 - 500 mL HDPE	6°C, H_2SO_4	TKN (351.2), NH_3 (350.1), NO_2/NO_3 (353.2)
1 - 250 mL HDPE	6°C	SO_4 (9056A), Alkalinity (2320B)
1 - 250 mL HDPE	6°C, ZnOAc/NaOH	Sulfide (9034)
1 - 250 mL Amber	6°C	DOC (9060A)

WELL PURGING DATA

Date	5-16-22	Well Depth (ft BTOC)	58.31
Time Started	1420	Depth to Water (ft BTOC)	14.01
Time Completed	1505	Water Column Length	44.3
PID Measurements		Well Casing Volume (per ft)	2.47L
Background	ND	Volume of Water in Well (L)	109.42
Breathing Zone	ND	Casing Volumes to Purge	NA
Well Head	ND	Minimum to Purge (L)	22.5
Purge Water	ND	Actual Purge (L)	22.5

FIELD MEASUREMENTS

Time	Amount Purged (L)	pH	Temperature (Celsius)	Conductivity (mS/cm)	Dissolved Oxygen (mg/L)	Redox (mV)	Turbidity (NTU)	Depth to Water (ft BTOC)	Purge Rate (L/min)
1425	2.5	7.39	17.60	0.959	0.47	-51.9	20.35	14.01	0.5
1430	5.0	7.14	16.44	0.967	0.28	-49.6	21.14	14.01	0.5
1435	7.5	7.06	16.55	0.966	0.24	-54.0	20.54	14.01	0.5
1440	10.0	7.03	16.71	0.959	0.22	-58.6	19.77	14.01	0.5
1445	12.5	7.01	16.90	0.956	0.22	-62.6	18.16	14.01	0.5
1450	15.0	7.04	16.51	0.948	0.23	-65.8	14.93	14.01	0.5
1455	17.5	7.04	16.24	0.941	0.26	-67.8	11.16	14.01	0.5
1500	20.0	7.03	16.32	0.938	0.28	-69.2	10.29	14.01	0.5
1505	22.5	7.03	16.40	0.938	0.29	-70.4	8.92	14.01	0.5
		AG							

FIELD EQUIPMENT AND CALIBRATION

	Model	Calibration
Water Level Probe	Heron	Checked Against Calibrated Length
Water Quality Meter	Aqua TROLL 500 w/ flow through cell	Twice Daily Calibration Verification also Calibrated Weekly

GENERAL COMMENTS

Ferrous Iron = 1.83 mg/L

Multi-Parameter Probe Unit # 863001/821326 (Inline)

Field Parameters Measured in Flow-Through Cell

Pump Placement Depth = 51 ft

Pump Rate = 0.5L/min

Well Diameter = 4"

Screen Interval = 46-56

Historic (7-year average low and high / 2021 or Q8 / Avg in Bold)				
ORP	-109.7	-41.6	-109.7	**-69.9**
DO	0.07	1.19	0.07	**0.42**
PH	6.75	7.16	7.02	**7.00**
Cond.	0.752	1.360	1.277	**1.091**

WATER SAMPLE COLLECTION FIELD SHEET

GENERAL INFORMATION

SITE NAME	CHAAP	PROJECT NO.	60565355
SAMPLE NO.	G0066R-22A	WELL NO.	G0066R
DATE/TIME COLLECTED	5-19-22/1055	PERSONNEL	ME, SS
SAMPLE METHOD	PRO-ACTIVE SS MONSOON		

SAMPLE MEDIA:	Groundwater			
SAMPLE QA SPLIT:	YES	**NO**	SPLIT SAMPLE NO.	NA
SAMPLE QC DUPLICATE:	YES	**NO**	DUPLICATE SAMPLE NO.	NA
MS/MSD REQUESTED	YES	**NO**	MS/MSD SAMPLE NO.	NA

SAMPLE CONTAINERS, PRESERVATIVES, ANALYSIS

Sample Container	Preservative	Analysis Requested
2 - 500 mL Amber	6°C	Explosives + MNX (8330A)
3 - 40 mL VOA	6°C, HCl	Methane (RSK 175)
1 - 500 mL HDPE	6°C, H_2S0_4	TKN (351.2), NH_3 (350.1), NO_2/NO_3 (353.2)
1 - 250 mL HDPE	6°C	SO_4 (9056A), Alkalinity (2320B)
1 - 250 mL HDPE	6°C, ZnOAc/NaOH	Sulfide (9034)
1 - 250 mL Amber	6°C	DOC (9060A)

WELL PURGING DATA

Date	5-19-22	Well Depth (ft BTOC)	32.60
Time Started	1015	Depth to Water (ft BTOC)	17.38
Time Completed	1055	Water Column Length	15.22
PID Measurements		Well Casing Volume (per ft)	.16
Background	ND	Volume of Water in Well (L)	2.44
Breathing Zone	ND	Casing Volumes to Purge	NA
Well Head	ND	Minimum to Purge (L)	20
Purge Water	ND	Actual Purge (L)	20

FIELD MEASUREMENTS

Time	Amount Purged (L)	pH	Temperature (Celsius)	Conductivity (mS/cm)	Dissolved Oxygen (mg/L)	Redox (mV)	Turbidity (NTU)	Depth to Water (ft BTOC)	Purge Rate (L/min)
1020	2.5	6.67	14.97	1.806	0.07	-38.4	4.79	17.38	.5
1025	5.0	6.70	15.15	1.798	0.05	-49.3	4.70	17.38	.5
1030	7.5	6.71	15.26	1.794	0.09	-56.1	4.86	17.38	.5
1035	10	6.71	15.40	1.790	0.01	-60.1	4.78	17.38	.5
1040	12.5	6.71	15.36	1.791	0.01	-63.1	4.47	17.38	.5
1045	15	6.70	15.43	1.790	0.01	-65.3	4.23	17.38	.5
1050	17.5	6.70	15.50	1.789	0.01	-67.2	4.41	17.38	.5
1055	20	6.69	15.59	1.784	0.01	-68.6	4.93	17.38	.5

FIELD EQUIPMENT AND CALIBRATION

	Model	Calibration
Water Level Probe	Heron	Checked Against Calibrated Length
Water Quality Meter	Aqua TROLL 500 w/ flow through cell	Twice Daily Calibration Verification also Calibrated Weekly

GENERAL COMMENTS

Ferrous Iron = 2.01 mg/L

Multi-Parameter Probe Unit # 821289

Field Parameters Measured in Flow-Through Cell

Pump Placement Depth = 27.4 ft

Pump Rate = .5 L/min

Well Diameter = 2"

Screen Interval = 20-30

	Historic (7-year average low and high / 2021 or Q8 / Avg in Bold)			
ORP	-343.1	-11.7	-343.1	**-95.3**
DO	0.01	1.57	0.01	**0.66**
PH	6.05	7.01	6.51	**6.52**
Cond.	1.194	1.830	1.810	**1.531**

WATER SAMPLE COLLECTION FIELD SHEET

GENERAL INFORMATION

SITE NAME	CHAAP	PROJECT NO.	60565355
SAMPLE NO.	G0067-22A	WELL NO.	G0067
DATE/TIME COLLECTED	5/mw-14-22 / 855	PERSONNEL	RE, AG
SAMPLE METHOD	PRO-ACTIVE SS MONSOON		
SAMPLE MEDIA:	Groundwater		
SAMPLE QA SPLIT:	YES **NO**	SPLIT SAMPLE NO.	NA
SAMPLE QC DUPLICATE:	YES **NO**	DUPLICATE SAMPLE NO.	NA
MS/MSD REQUESTED	YES **NO**	MS/MSD SAMPLE NO.	NA

SAMPLE CONTAINERS, PRESERVATIVES, ANALYSIS

Sample Container	Preservative	Analysis Requested
2 - 500 mL Amber	6°C	Explosives + MNX (8330A)
3 - 40 mL VOA	6°C, HCl	Methane (RSK 175)
1 - 500 mL HDPE	6°C, H_2SO_4	TKN (351.2), NH_3 (350.1), NO_2/NO_3 (353.2)
1 - 250 mL HDPE	6°C	SO_4 (9056A), Alkalinity (2320B)
1 - 250 mL HDPE	6°C, ZnOAc/NaOH	Sulfide (9034)
1 - 250 mL Amber	6°C	DOC (9060A)

WELL PURGING DATA

Date	5/mw-14-22	Well Depth (ft BTOC)	22.52
Time Started	815	Depth to Water (ft BTOC)	13.06
Time Completed	855	Water Column Length	9.46
PID Measurements		Well Casing Volume (per ft)	.16
Background	ND	Volume of Water in Well (L)	1.51
Breathing Zone	ND	Casing Volumes to Purge	NA
Well Head	ND	Minimum to Purge (L)	20
Purge Water	ND	Actual Purge (L)	20

FIELD MEASUREMENTS

Time	Amount Purged (L)	pH	Temperature (Celsius)	Conductivity (mS/cm)	Dissolved Oxygen (mg/L)	Redox (mV)	Turbidity (NTU)	Depth to Water (ft BTOC)	Purge Rate (L/min)
820	2.5	6.57	11.91	.918	4.48	232	1.81	13.08	.5
825	5.0	6.57	12.15	.918	4.46	226	1.97	13.04	.5
830	7.5	6.59	12.44	.918	4.42	222.2	1.61	13.08	.5
835	10	6.60	12.49	.918	4.41	217.9	0.44	13.08	.5
840	12.5	6.60	12.48	.917	4.38	214.6	0.58	13.08	.5
845	15	6.61	12.59	.917	4.35	210.2	0.25	13.08	.5
850	17.5	6.62	12.77	.918	4.32	204.8	0.73	13.08	.5
855	20	6.59	12.69	.916	4.29	201.1	0.73	13.09	.5

FIELD EQUIPMENT AND CALIBRATION

	Model	Calibration
Water Level Probe	Heron	Checked Against Calibrated Length
Water Quality Meter	Aqua TROLL 500 w/ flow through cell	Twice Daily Calibration Verification also Calibrated Weekly

GENERAL COMMENTS

Ferrous Iron = 0.12 mg/L

Multi-Parameter Probe Unit # 821284

Field Parameters Measured in Flow-Through Cell

Pump Placement Depth = 18 ft

Pump Rate = .5 L/min

Well Diameter = 4"

Screen Interval = 5-20

	Historic (7-year average low and high / 2021 or Q8 / Avg in Bold)			
ORP	73.1	178.5	178.5	**118.7**
DO	4.63	7.19	4.63	**5.69**
PH	5.82	6.78	6.38	**6.33**
Cond.	0.484	0.781	0.781	**0.647**

WATER SAMPLE COLLECTION FIELD SHEET

GENERAL INFORMATION

SITE NAME	CHAAP	PROJECT NO.	60565355
SAMPLE NO.	G0070-22A	WELL NO.	G0070
DATE/TIME COLLECTED	5-12-22/ 1230	PERSONNEL	AG
SAMPLE METHOD	PRO-ACTIVE SS MONSOON		JO

SAMPLE MEDIA:	Groundwater			
SAMPLE QA SPLIT:	YES	**NO**	SPLIT SAMPLE NO.	NA
SAMPLE QC DUPLICATE:	YES	**NO**	DUPLICATE SAMPLE NO.	NA
MS/MSD REQUESTED	**YES**	NO	MS/MSD SAMPLE NO.	**G0070-22A MS/MSD**

SAMPLE CONTAINERS, PRESERVATIVES, ANALYSIS

Sample Container	Preservative	Analysis Requested
2 - 500 mL Amber	6°C	Explosives + MNX (8330A)
3 - 40 mL VOA	6°C, HCl	Methane (RSK 175)
1 - 500 mL HDPE	6°C, H_2SO_4	TKN (351.2), NH_3 (350.1), NO_2/NO_3 (353.2)
1 - 250 mL HDPE	6°C	SO_4 (9056A), Alkalinity (2320B)
1 - 250 mL HDPE	6°C, ZnOAc/NaOH	Sulfide (9034)
1 - 250 mL Amber	6°C	DOC (9060A)

WELL PURGING DATA

Date	5-12-22	Well Depth (ft BTOC)	82.65
Time Started	1145	Depth to Water (ft BTOC)	17.07
Time Completed	1230	Water Column Length	65.58
PID Measurements		Well Casing Volume (per ft)	2.47 L
Background	ND	Volume of Water in Well (L)	161.98
Breathing Zone	ND	Casing Volumes to Purge	NA
Well Head	ND	Minimum to Purge (L)	22.5
Purge Water	ND	Actual Purge (L)	22.5

FIELD MEASUREMENTS

Time	Amount Purged (L)	pH	Temperature (Celsius)	Conductivity (mS/cm)	Dissolved Oxygen (mg/L)	Redox (mV)	Turbidity (NTU)	Depth to Water (ft BTOC)	Purge Rate (L/min)
1150	2.5	6.67	17.64	0.345	12.20	199.5	7.03	17.31	0.5
1155	5.0	6.76	17.84	0.353	11.71	195.3	6.02	17.31	0.5
1200	7.5	6.69	17.30	0.352	11.99	193.6	5.56	17.32	0.5
1205	10.0	6.73	17.88	0.356	11.81	192.6	3.80	17.32	0.5
1210	12.5	6.84	17.86	0.359	11.50	188.9	3.18	17.32	0.5
1215	15.0	6.89	17.85	0.358	11.45	186.7	4.42	17.32	0.5
1220	17.5	6.89	18.22	0.356	11.33	185.5	4.64	17.32	0.5
1225	20.0	6.95	18.05	0.355	11.22	183.4	4.36	17.32	0.5
1230	22.5	6.90	18.20	0.357	11.32	181.6	3.72	17.32	0.5
		JO							

FIELD EQUIPMENT AND CALIBRATION

	Model	Calibration
Water Level Probe	Heron	Checked Against Calibrated Length
Water Quality Meter	Aqua TROLL 500 w/ flow through cell	Twice Daily Calibration Verification also Calibrated Weekly

GENERAL COMMENTS

Ferrous Iron = 0.36 mg/L

Multi-Parameter Probe Unit # 863001

Field Parameters Measured in Flow-Through Cell

Pump Placement Depth = 77 ft

Pump Rate = 0.5L/min

Well Diameter = 4"

Screen Interval = 75-80

Historic (7-year average low and high / 2021 or Q8 / Avg in Bold)				
ORP	20.1	176.3	20.1	**83.9**
DO	0.17	5.09	0.17	**1.62**
PH	6.88	7.16	6.91	**6.99**
Cond.	0.427	0.511	0.501	**0.462**

WATER SAMPLE COLLECTION FIELD SHEET

GENERAL INFORMATION Re-purge

SITE NAME	CHAAP	PROJECT NO.	60565355
SAMPLE NO.	G0070-22A	WELL NO.	G0070
DATE/TIME COLLECTED	5-13-22	PERSONNEL	AG
SAMPLE METHOD	PRO-ACTIVE SS MONSOON		JO
SAMPLE MEDIA:	Groundwater		
SAMPLE QA SPLIT:	YES **NO**	SPLIT SAMPLE NO.	NA
SAMPLE QC DUPLICATE:	YES **NO**	DUPLICATE SAMPLE NO.	NA
MS/MSD REQUESTED	**YES** NO	MS/MSD SAMPLE NO.	G0070-22A MS/MSD Re-Purge only

SAMPLE CONTAINERS, PRESERVATIVES, ANALYSIS

Sample Container	Preservative	Analysis Requested
2 - 500 mL Amber	6°C	Explosives + MNX (8330A)
3 - 40 mL VOA	6°C, HCl	Methane (RSK 175)
1 - 500 mL HDPE	6°C, H_2S0_4	TKN (351.2), NH_3 (350.1), NO_2/NO_3 (353.2)
1 - 250 mL HDPE	6°C	SO_4 (9056A), Alkalinity (2320B)
1 - 250 mL HDPE	6°C, ZnOAc/NaOH	Sulfide (9034)
1 - 250 mL Amber	6°C	DOC (9060A)

WELL PURGING DATA

Date	5-13-22	Well Depth (ft BTOC)	82.65
Time Started	~~0915~~ 1015	Depth to Water (ft BTOC)	17.50
Time Completed	AG ~~1105~~ 1100	Water Column Length	65.15
PID Measurements		Well Casing Volume (per ft)	2.47L
Background	NO	Volume of Water in Well (L)	160.92
Breathing Zone	NO	Casing Volumes to Purge	NA
Well Head	NO	Minimum to Purge (L)	22.5
Purge Water	NO	Actual Purge (L)	22.5

FIELD MEASUREMENTS

	Time	Amount Purged (L)	pH	Temperature (Celsius)	Conductivity (mS/cm)	Dissolved Oxygen (mg/L)	Redox (mV)	Turbidity (NTU)	Depth to Water (ft BTOC)	Purge Rate (L/min)
AG	10 ~~0920~~	2.5	7.19	14.63	0.344	0.70	19.5	18.79	17.50	0.5
AG	10 ~~0925~~	5.0	7.19	14.71	0.339	0.26	33.6	9.25	17.45	0.5
AG	10 ~~0930~~	7.5	7.18	14.76	0.340	0.22	32.8	6.22	17.44	0.5
AG	10 ~~0935~~	10.0	7.18	14.98	0.342	0.25	30.0	5.33	17.43	0.5
AG	10 ~~0940~~	12.5	7.18	14.98	0.335	0.25	26.4	5.18	17.41	0.5
AG	~~10 0950~~ 1045	15.0	7.19	15.05	0.340	0.25	23.6	4.48	17.41	0.5
AG	~~10 0955~~ 1050	17.5	7.19	15.27	0.337	0.28	20.6	3.23	17.41	6.5
AG	~~11 1000~~ 1055	20.0	7.23	15.61	0.330	0.30	16.9	3.48	17.41	0.5
AG	~~11 1005~~ 1100	22.5	7.32	16.09	0.334	0.31	15.2	3.22	17.41	0.5
			AG							

FIELD EQUIPMENT AND CALIBRATION

	Model	Calibration
Water Level Probe	Heron	Checked Against Calibrated Length
Water Quality Meter	Aqua TROLL 500 w/ flow through cell	Twice Daily Calibration Verification also Calibrated Weekly

GENERAL COMMENTS

Ferrous Iron = NA mg/L

Multi-Parameter Probe Unit # 863001

Field Parameters Measured in Flow-Through Cell

Pump Placement Depth = 78 ft

Pump Rate = 0.5 L/min

Well Diameter = 4"

Screen Interval = 75-80

Historic (7-year average low and high / 2021 or Q8 / Avg in Bold)				
ORP	20.1	176.3	20.1	**83.9**
DO	0.17	5.09	0.17	**1.62**
PH	6.88	7.16	6.91	**6.99**
Cond.	0.427	0.511	0.501	**0.462**

WATER SAMPLE COLLECTION FIELD SHEET

GENERAL INFORMATION

SITE NAME	CHAAP	PROJECT NO.	60565355
SAMPLE NO.	G0075-22A	WELL NO.	G0075
DATE/TIME COLLECTED	5-12-22/1000	PERSONNEL	AG
SAMPLE METHOD	PRO-ACTIVE SS MONSOON		JO
SAMPLE MEDIA:	Groundwater		
SAMPLE QA SPLIT:	YES **NO**	SPLIT SAMPLE NO.	NA
SAMPLE QC DUPLICATE:	YES **NO**	DUPLICATE SAMPLE NO.	NA
MS/MSD REQUESTED	YES **NO**	MS/MSD SAMPLE NO.	NA

SAMPLE CONTAINERS, PRESERVATIVES, ANALYSIS

Sample Container	Preservative	Analysis Requested
2 - 500 mL Amber	6°C	Explosives + MNX (8330A)
3 - 40 mL VOA	6°C, HCl	Methane (RSK 175)
1 - 500 mL HDPE	6°C, H_2SO_4	TKN (351.2), NH_3 (350.1), NO_2/NO_3 (353.2)
1 - 250 mL HDPE	6°C	SO_4 (9056A), Alkalinity (2320B)
1 - 250 mL HDPE	6°C, ZnOAc/NaOH	Sulfide (9034)
1 - 250 mL Amber	6°C	DOC (9060A)

WELL PURGING DATA

Date	5-12-22	Well Depth (ft BTOC)	37.71
Time Started	0915	Depth to Water (ft BTOC)	17.01
Time Completed	1000	Water Column Length	20.7
PID Measurements		Well Casing Volume (per ft)	2.47L
Background	ND	Volume of Water in Well (L)	51.13
Breathing Zone	ND	Casing Volumes to Purge	NA
Well Head	ND	Minimum to Purge (L)	22.5
Purge Water	ND	Actual Purge (L)	22.5

FIELD MEASUREMENTS

Time	Amount Purged (L)	pH	Temperature (Celsius)	Conductivity (mS/cm)	Dissolved Oxygen (mg/L)	Redox (mV)	Turbidity (NTU)	Depth to Water (ft BTOC)	Purge Rate (L/min)
0920	2.5	7.00	15.80	0.716	8.80	214.7	3.30	17.04	0.5
0925	5.0	7.14	15.96	0.686	7.51	193.0	1.87	17.04	0.5
0930	7.5	7.20	15.53	0.688	7.02	182.6	2.25	17.04	0.5
0935	10.0	7.29	15.38	0.676	7.57	169.1	1.79	17.05	0.5
0940	12.5	7.20	16.47	0.715	7.43	168.2	1.33	17.04	0.5
0945	15.0	6.88	17.30	0.665	7.46	266.4	0.79	17.04	0.5
0950	17.5	6.77	16.50	0.645	6.88	280.2	0.20	17.04	0.5
0955	20.0	6.78	16.43	0.651	6.42	286.3	0.17	17.04	0.5
1000	22.5	6.75	15.98	0.654	6.29	288.9	0.65	17.04	0.5

FIELD EQUIPMENT AND CALIBRATION

	Model	Calibration
Water Level Probe	Heron	Checked Against Calibrated Length
Water Quality Meter	Aqua TROLL 500 w/ flow through cell	Twice Daily Calibration Verification also Calibrated Weekly

GENERAL COMMENTS

Ferrous Iron = 0.19 mg/L
Multi-Parameter Probe Unit # 863001
Field Parameters Measured in Flow-Through Cell
Pump Placement Depth = 30 ft
Pump Rate = 0.5 L/min
Well Diameter = 4"
Screen Interval = 25-35

Historic (7-year average low and high / 2021 or Q8 / Avg in Bold)				
ORP	73.0	257.3	95.3	**131.1**
DO	0.01	2.09	2.06	**0.86**
PH	6.44	7.13	7.13	**6.80**
Cond.	0.730	1.003	0.905	**0.894**

WATER SAMPLE COLLECTION FIELD SHEET

GENERAL INFORMATION Re-purge

SITE NAME	CHAAP	PROJECT NO.	60565355
SAMPLE NO.	G0075-22A	WELL NO.	G0075
DATE/TIME COLLECTED	5-13-22	PERSONNEL	AG JO
SAMPLE METHOD	PRO-ACTIVE SS MONSOON		
SAMPLE MEDIA:	Groundwater		
SAMPLE QA SPLIT:	YES **NO**	SPLIT SAMPLE NO.	NA
SAMPLE QC DUPLICATE:	YES **NO**	DUPLICATE SAMPLE NO.	NA
MS/MSD REQUESTED	YES **NO**	MS/MSD SAMPLE NO.	NA

SAMPLE CONTAINERS, PRESERVATIVES, ANALYSIS

Sample Container	Preservative	Analysis Requested
2 - 500 mL Amber	6°C	Explosives + MNX (8330A)
3 - 40 mL VOA	6°C, HCl	Methane (RSK 175)
1 - 500 mL HDPE	6°C, H_2S0_4	TKN (351.2), NH_3 (350.1), NO_2/NO_3 (353.2)
1 - 250 mL HDPE	6°C	SO_4 (9056A), Alkalinity (2320B)
1 - 250 mL HDPE	6°C, ZnOAc/NaOH	Sulfide (9034)
1 - 250 mL Amber	6°C	DOC (9060A)

WELL PURGING DATA

Date	5-13-22	Well Depth (ft BTOC)	37.71
Time Started	0810	Depth to Water (ft BTOC)	17.11
Time Completed	0855	Water Column Length	20.6
PID Measurements		Well Casing Volume (per ft)	2.47L
Background	ND	Volume of Water in Well (L)	50.9
Breathing Zone	NO	Casing Volumes to Purge	NA
Well Head	ND	Minimum to Purge (L)	22.5
Purge Water	NO	Actual Purge (L)	AG ~~N~~ 22.5

FIELD MEASUREMENTS

Time	Amount Purged (L)	pH	Temperature (Celsius)	Conductivity (mS/cm)	Dissolved Oxygen (mg/L)	Redox (mV)	Turbidity (NTU)	Depth to Water (ft BTOC)	Purge Rate (L/min)
				0.111 AG					
0815 ~~0805~~ AG	2.5	6.75	16.09	~~0.38~~	0.28 AG	259.9	1.82	17.11	0.5
0820	5.0	6.79	16.27	0.223	0.223	258.5	0.64	17.11	0.5
0825	7.5	6.84	16.65	0.235	0.205 AG	256.0	0.13	17.12	0.5
0830	10.0	6.93	13.87	0.685	0.26	252.9	0.65	17.11	0.5
0835	12.5	7.01	13.88	0.688	0.24	251.5	0.66	17.11	0.5
0840	15.0	7.05	14.02	0.689	0.23	249.8	0.46	17.11	0.5
0845	17.5	7.07	14.04	0.685	0.22	248.2	0.44	17.11	0.5
0850	20.0	7.08	14.03	0.682	0.20	248.3	0.44	17.11	0.5
0855	22.5	7.08	14.21	0.678	0.19	247.7	0.36	17.11	0.5
		AG							

FIELD EQUIPMENT AND CALIBRATION

	Model	Calibration
Water Level Probe	Heron	Checked Against Calibrated Length
Water Quality Meter	Aqua TROLL 500 w/ flow through cell	Twice Daily Calibration Verification also Calibrated Weekly

GENERAL COMMENTS

Ferrous Iron = NA mg/L

Multi-Parameter Probe Unit # 863001

Field Parameters Measured in Flow-Through Cell

Pump Placement Depth = 30 ft

Pump Rate = 0.5 L/min

Well Diameter = 4"

Screen Interval = 25-35

	Historic (7-year average low and high / 2021 or Q8 / Avg in Bold)			
ORP	73.0	257.3	95.3	**131.1**
DO	0.01	2.09	2.06	**0.86**
PH	6.44	7.13	7.13	**6.80**
Cond.	0.730	1.003	0.905	**0.894**

WATER SAMPLE COLLECTION FIELD SHEET

GENERAL INFORMATION

SITE NAME	CHAAP	PROJECT NO.	60565355
SAMPLE NO.	G0076-22A	WELL NO.	G0076
DATE/TIME COLLECTED	5-12-22/~~1030~~ AG 1115	PERSONNEL	AG JD
SAMPLE METHOD	PRO-ACTIVE SS MONSOON		
SAMPLE MEDIA:	Groundwater		
SAMPLE QA SPLIT:	YES **NO**	SPLIT SAMPLE NO.	NA
SAMPLE QC DUPLICATE:	YES **NO**	DUPLICATE SAMPLE NO.	NA
MS/MSD REQUESTED	YES **NO**	MS/MSD SAMPLE NO.	NA

SAMPLE CONTAINERS, PRESERVATIVES, ANALYSIS

Sample Container	Preservative	Analysis Requested
2 - 500 mL Amber	6°C	Explosives + MNX (8330A)
3 - 40 mL VOA	6°C, HCl	Methane (RSK 175)
1 - 500 mL HDPE	6°C, H_2S0_4	TKN (351.2), NH_3 (350.1), NO_2/NO_3 (353.2)
1 - 250 mL HDPE	6°C	SO_4 (9056A), Alkalinity (2320B)
1 - 250 mL HDPE	6°C, ZnOAc/NaOH	Sulfide (9034)
1 - 250 mL Amber	6°C	DOC (9060A)

WELL PURGING DATA

Date	5-12-22	Well Depth (ft BTOC)	65.20
Time Started	1030	Depth to Water (ft BTOC)	16.82
Time Completed	1115	Water Column Length	48.38
PID Measurements		Well Casing Volume (per ft)	2.47L
Background	ND	Volume of Water in Well (L)	120.59
Breathing Zone	ND	Casing Volumes to Purge	NA
Well Head	ND	Minimum to Purge (L)	22.5
Purge Water	ND	Actual Purge (L)	22.5

FIELD MEASUREMENTS

Time	Amount Purged (L)	pH	Temperature (Celsius)	Conductivity (mS/cm)	Dissolved Oxygen (mg/L)	Redox (mV)	Turbidity (NTU)	Depth to Water (ft BTOC)	Purge Rate (L/min)
1035	2.5	6.78	18.80	0.910	7.82	249.9	3.75	16.81	0.5
1040	5.0	7.15	19.84	0.914	6.43	0.8	7.74	16.82	0.5
1045	7.5	7.16	19.90	0.876	6.47	-12.8	3.36	16.82	0.5
1050	10.0	7.21	18.91	0.849	5.66	-24.7	3.20	16.82	0.5
1055	12.5	7.17	20.50	0.838	6.90	-19.0	4.87	16.82	0.5
1100	15.0	7.15	21.20	0.812	7.04	-28.0	3.15	16.82	0.5
1105	17.5	7.11	21.81	0.781	6.91	-34.7	3.62	16.82	0.5
1110	20.0	7.13	22.94	0.778	7.14	-35.4	6.61	16.82	0.5
1115	22.5	7.05	22.13	0.775	7.18	-33.8	8.79	16.82	0.5
					AG				

FIELD EQUIPMENT AND CALIBRATION

	Model	Calibration
Water Level Probe	Heron	Checked Against Calibrated Length
Water Quality Meter	Aqua TROLL 500 w/ flow through cell	Twice Daily Calibration Verification also Calibrated Weekly

GENERAL COMMENTS

Ferrous Iron = 2.36 mg/L

Multi-Parameter Probe Unit # 863001

Field Parameters Measured in Flow-Through Cell

Pump Placement Depth = 58 ft

Pump Rate = 0.5 L/min

Well Diameter = 4"

Screen Interval = 54-64

	Historic (7-year average low and high / 2021 or Q8 / Avg in Bold)			
ORP	-92.3	83.2	-92.3	**-24.6**
DO	0.01	0.56	0.01	**0.15**
PH	6.62	7.17	6.82	**6.82**
Cond.	1.116	1.286	1.286	**1.215**

WATER SAMPLE COLLECTION FIELD SHEET

GENERAL INFORMATION Re-purge

SITE NAME	CHAAP	PROJECT NO.	60565355
SAMPLE NO.	G0076-22A	WELL NO.	G0076
DATE/TIME COLLECTED	5-13-22	PERSONNEL	AG
SAMPLE METHOD	PRO-ACTIVE SS MONSOON		JO
SAMPLE MEDIA:	Groundwater		
SAMPLE QA SPLIT:	YES / NO	SPLIT SAMPLE NO.	NA
SAMPLE QC DUPLICATE:	YES / NO	DUPLICATE SAMPLE NO.	NA
MS/MSD REQUESTED	YES / NO	MS/MSD SAMPLE NO.	NA

SAMPLE CONTAINERS, PRESERVATIVES, ANALYSIS

Sample Container	Preservative	Analysis Requested
2 - 500 mL Amber	6°C	Explosives + MNX (8330A)
3 - 40 mL VOA	6°C, HCl	Methane (RSK 175)
1 - 500 mL HDPE	6°C, H_2SO_4	TKN (351.2), NH_3 (350.1), NO_2/NO_3 (353.2)
1 - 250 mL HDPE	6°C	SO_4 (9056A), Alkalinity (2320B)
1 - 250 mL HDPE	6°C, ZnOAc/NaOH	Sulfide (9034)
1 - 250 mL Amber	6°C	DOC (9060A)

WELL PURGING DATA

Date	5-13-22	Well Depth (ft BTOC)	65.20
Time Started	0910	Depth to Water (ft BTOC)	16.91
Time Completed	0955	Water Column Length	48.29
PID Measurements		Well Casing Volume (per ft)	2.47
Background	ND	Volume of Water in Well (L)	119.27
Breathing Zone	NO	Casing Volumes to Purge	NA
Well Head	NO	Minimum to Purge (L)	22.5
Purge Water	NO	Actual Purge (L)	22.5

FIELD MEASUREMENTS

Time	Amount Purged (L)	pH	Temperature (Celsius)	Conductivity (mS/cm)	Dissolved Oxygen (mg/L)	Redox (mV)	Turbidity (NTU)	Depth to Water (ft BTOC)	Purge Rate (L/min)
0915	2.5	6.99	15.09	0.526	0.32	-13.7	7.64	16.91	0.5
0920	5.0	6.94	17.94	1.77	0.20	-26.8	6.96	16.91	0.5
0925	7.5	6.96	19.33	1.30	0.28	-28.8	5.52	16.91	0.5
0930	10.0	6.98	19.52	1.50	0.22	-30.7	4.78	16.91	0.5
0935	12.5	6.99	19.78	1.60	0.18	-32.6	4.38	16.91	0.5
0940	15.0	7.02	19.81	1.53	0.16	-34.7	4.04	16.91	0.5
0945	17.5	7.06	19.66	1.50	0.14	-37.2	4.00	16.91	0.5
0950	20.0	7.08	19.85	1.43	0.13	-38.5	3.43	16.91	0.5
0955	22.5	7.13	20.30	1.42	0.12	-41.3	1.06	16.91	0.5
			AG						

FIELD EQUIPMENT AND CALIBRATION

	Model	Calibration
Water Level Probe	Heron	Checked Against Calibrated Length
Water Quality Meter	Aqua TROLL 500 w/ flow through cell	Twice Daily Calibration Verification also Calibrated Weekly

GENERAL COMMENTS

Ferrous Iron = NA mg/L

Multi-Parameter Probe Unit # 863001

Field Parameters Measured in Flow-Through Cell

Pump Placement Depth = 59 ft

Pump Rate = 0.5 L/min

Well Diameter = 4"

Screen Interval = 54-64

	Historic (7-year average low and high / 2021 or Q8 / Avg in Bold)			
ORP	-92.3	83.2	-92.3	**-24.6**
DO	0.01	0.56	0.01	**0.15**
PH	6.62	7.17	6.82	**6.82**
Cond.	1.116	1.286	1.286	**1.215**

WATER SAMPLE COLLECTION FIELD SHEET

GENERAL INFORMATION

SITE NAME	CHAAP	PROJECT NO.	60565355
SAMPLE NO.	G0077-22A	WELL NO.	G0077
DATE/TIME COLLECTED	5-18-22/ 1620	PERSONNEL	AE, SS
SAMPLE METHOD	PRO-ACTIVE SS MONSOON		

SAMPLE MEDIA: **Groundwater**

SAMPLE QA SPLIT:	YES	**NO**	SPLIT SAMPLE NO.	NA
SAMPLE QC DUPLICATE:	YES	**NO**	DUPLICATE SAMPLE NO.	NA
MS/MSD REQUESTED	YES	**NO**	MS/MSD SAMPLE NO.	NA

SAMPLE CONTAINERS, PRESERVATIVES, ANALYSIS

Sample Container	Preservative	Analysis Requested
2 - 500 mL Amber	6°C	Explosives + MNX (8330A)
3 - 40 mL VOA	6°C, HCl	Methane (RSK 175)
1 - 500 mL HDPE	6°C, H_2S0_4	TKN (351.2), NH_3 (350.1), NO_2/NO_3 (353.2)
1 - 250 mL HDPE	6°C	SO_4 (9056A), Alkalinity (2320B)
1 - 250 mL HDPE	6°C, ZnOAc/NaOH	Sulfide (9034)
1 - 250 mL Amber	6°C	DOC (9060A)

WELL PURGING DATA

Date	5-19-22	Well Depth (ft BTOC)	37.70
Time Started	1520	Depth to Water (ft BTOC)	14.35
Time Completed	1620	Water Column Length	23.35
PID Measurements		Well Casing Volume (per ft)	2.47
Background	ND	Volume of Water in Well (L)	56.67
Breathing Zone	ND	Casing Volumes to Purge	NA
Well Head	ND	Minimum to Purge (L)	20
Purge Water	ND	Actual Purge (L)	~~20~~ 30

FIELD MEASUREMENTS

Time	Amount Purged (L)	pH	Temperature (Celsius)	Conductivity (mS/cm)	Dissolved Oxygen (mg/L)	Redox (mV)	Turbidity (NTU)	Depth to Water (ft BTOC)	Purge Rate (L/min)
1525	2.5	5.77	21.67	4.680	2.9	237.7	3.27	14.35	.5
1530	5.0	5.92	20.14	3.260	2.36	230.2	3.19	14.35	.5
1535	7.5	6.04	19.73	1.993	2.08	223.7	3.32	14.35	.5
1540	10	6.10	19.66	1.383	3.24	218.0	3.16	14.35	.5
1545	12.5	6.16	19.94	1.073	4.51	212.3	3.15	14.35	.5
1550	15	6.17	19.84	.924	4.99	207.3	3.00	14.35	.5
1555	17.5	6.21	19.79	.884	4.60	204.0	3.52	14.35	.5
1600	20	6.22	19.62	.871	4.22	200.9	3.49	14.35	.5
1605	22.5	6.26	19.50	.893	3.80	198.3	3.33	14.35	.5
1610	25	6.28	19.40	.911	3.46	195.4	3.14	14.35	.5
1615	27.5	6.29	19.27	.963	3.14	193.1	3.05	14.35	.5
1620	30	6.31	19.17	1.054	3.11	191.1	3.31	14.35	.5

FIELD EQUIPMENT AND CALIBRATION

	Model	Calibration
Water Level Probe	Heron	Checked Against Calibrated Length
Water Quality Meter	Aqua TROLL 500 w/ flow through cell	Twice Daily Calibration Verification also Calibrated Weekly

GENERAL COMMENTS

Ferrous Iron = 0.05 mg/L

Multi-Parameter Probe Unit # 821289

Field Parameters Measured in Flow-Through Cell

Pump Placement Depth = 33 ft

Pump Rate = .5 L/min

Well Diameter = 4"

Screen Interval = 25-35

	Historic (7-year average low and high / 2021 or Q8 / Avg in Bold)			
ORP	20.4	194.5	180.8	**141.8**
DO	1.19	5.43	3.61	**2.77**
PH	6.57	6.87	6.57	**6.70**
Cond.	0.620	0.965	0.803	**0.817**

WATER SAMPLE COLLECTION FIELD SHEET

GENERAL INFORMATION

SITE NAME: CHAAP | PROJECT NO.: 60565355

SAMPLE NO.: G0078-22A | WELL NO.: G0078

DATE/TIME COLLECTED: 5-20-22/ 1145 | PERSONNEL: AE, JO

SAMPLE METHOD: PRO-ACTIVE SS MONSOON

SAMPLE MEDIA: **Groundwater**

SAMPLE QA SPLIT:	YES	**NO**	SPLIT SAMPLE NO.	NA
SAMPLE QC DUPLICATE:	YES	**NO**	DUPLICATE SAMPLE NO.	NA
MS/MSD REQUESTED	YES	**NO**	MS/MSD SAMPLE NO.	NA

SAMPLE CONTAINERS, PRESERVATIVES, ANALYSIS

Sample Container	Preservative	Analysis Requested
2 - 500 mL Amber	6°C	Explosives + MNX (8330A)
3 - 40 mL VOA	6°C, HCl	Methane (RSK 175)
1 - 500 mL HDPE	6°C, H_2S0_4	TKN (351.2), NH_3 (350.1), NO_2/NO_3 (353.2)
1 - 250 mL HDPE	6°C	SO_4 (9056A), Alkalinity (2320B)
1 - 250 mL HDPE	6°C, ZnOAc/NaOH	Sulfide (9034)
1 - 250 mL Amber	6°C	DOC (9060A)

WELL PURGING DATA

Date	5-20-22	Well Depth (ft BTOC)	62.80
Time Started	1105	Depth to Water (ft BTOC)	14.27
Time Completed	1145	Water Column Length	48.53
PID Measurements		Well Casing Volume (per ft)	2.47
Background	ND	Volume of Water in Well (L)	119.87
Breathing Zone	ND	Casing Volumes to Purge	NA
Well Head	ND	Minimum to Purge (L)	20
Purge Water	ND	Actual Purge (L)	20

FIELD MEASUREMENTS

Time	Amount Purged (L)	pH	Temperature (Celsius)	Conductivity (mS/cm)	Dissolved Oxygen (mg/L)	Redox (mV)	Turbidity (NTU)	Depth to Water (ft BTOC)	Purge Rate (L/min)
1110	2.5	6.92	14.15	1,016	0.40	44.1	1.74	14.30	.5
1115	5.0	6.88	14.17	1,015	0.28	26.7	1.55	14.30	.5
1120	7.5	6.87	14.97	1,008	0.23	9.7	1.54	14.30	.5
1125	10	6.83	14.23	1,005	0.19	-5.4	0.86	14.30	.5
1130	12.5	6.76	14.57	1,012	0.18	-13.3	0.82	14.30	.5
1135	15	6.75	14.47	1,012	0.15	-18.8	0.64	14.30	.5
1140	17.5	6.77	14.54	1,006	0.14	-24.5	0.82	14.30	.5
1145	20	6.74	14.65	1,008	0.15	-27.1	0.70	14.30	.5

FIELD EQUIPMENT AND CALIBRATION

	Model	Calibration
Water Level Probe	Heron	Checked Against Calibrated Length
Water Quality Meter	Aqua TROLL 500 w/ flow through cell	Twice Daily Calibration Verification also Calibrated Weekly

GENERAL COMMENTS

Ferrous Iron = 1.31 mg/L

Multi-Parameter Probe Unit # 821289

Field Parameters Measured in Flow-Through Cell

Pump Placement Depth = 58 ft

Pump Rate = .5 L/min

Well Diameter = 4"

Screen Interval = 50-60

	Historic (7-year average low and high / 2021 or Q8 / Avg in Bold)			
ORP	-21.5	68.0	-8.9	**1.3**
DO	0.02	0.70	0.70	**0.25**
PH	6.78	6.97	6.88	**6.89**
Cond.	0.957	1.280	1.089	**1.079**

WATER SAMPLE COLLECTION FIELD SHEET

GENERAL INFORMATION

SITE NAME	CHAAP	PROJECT NO.	60565355
SAMPLE NO.	G0079-22A	WELL NO.	G0079
DATE/TIME COLLECTED	5-12-22/0850	PERSONNEL	AG
SAMPLE METHOD	PRO-ACTIVE SS MONSOON		JO
SAMPLE MEDIA:	Groundwater		
SAMPLE QA SPLIT:	YES **NO**	SPLIT SAMPLE NO.	NA
SAMPLE QC DUPLICATE:	YES **NO**	DUPLICATE SAMPLE NO.	NA
MS/MSD REQUESTED	YES **NO**	MS/MSD SAMPLE NO.	NA

SAMPLE CONTAINERS, PRESERVATIVES, ANALYSIS

Sample Container	Preservative	Analysis Requested
2 - 500 mL Amber	6°C	Explosives + MNX (8330A)
3 - 40 mL VOA	6°C, HCl	Methane (RSK 175)
1 - 500 mL HDPE	6°C, H_2SO_4	TKN (351.2), NH_3 (350.1), NO_2/NO_3 (353.2)
1 - 250 mL HDPE	6°C	SO_4 (9056A), Alkalinity (2320B)
1 - 250 mL HDPE	6°C, ZnOAc/NaOH	Sulfide (9034)
1 - 250 mL Amber	6°C	DOC (9060A)

WELL PURGING DATA

Date	5-12-22	Well Depth (ft BTOC)	19.62
Time Started	0805	Depth to Water (ft BTOC)	17.28
Time Completed	0850	Water Column Length	2.34
PID Measurements		Well Casing Volume (per ft)	2.47L
Background	ND	Volume of Water in Well (L)	5.78
Breathing Zone	ND	Casing Volumes to Purge	NA
Well Head	ND	Minimum to Purge (L)	20
Purge Water	ND	Actual Purge (L)	22.5

FIELD MEASUREMENTS

Time	Amount Purged (L)	pH	Temperature (Celsius)	Conductivity (mS/cm)	Dissolved Oxygen (mg/L)	Redox (mV)	Turbidity (NTU)	Depth to Water (ft BTOC)	Purge Rate (L/min)
0810	2.5	6.62	14.94	0.478	1.20	214.3	11.38	17.29	0.5
0815	5.0	6.43	16.85	0.499	1.11	211.1	10.61	17.28	0.5
0820	7.5	6.58	15.56	0.508	0.81	179.2	8.84	17.30	0.5
AG 0825	10.0	6.56	15.60	0.509	0.63	172.1	6.61	17.30	0.5
0830	12.5	6.55	15.44	0.525	0.50	166.3	5.64	17.29	0.5
0835	15.0	6.61	15.47	0.561	0.48	158.9	4.30	17.29	0.5
0840	17.5	6.70	15.70	0.587	0.31	149.5	3.80	17.29	0.5
0845	20.0	6.78	16.06	0.566	0.32	142.9	3.37	17.30	0.5
0850	22.5	6.83	15.78	0.556	0.35	140.8	2.84	17.29	0.5
			AG						

FIELD EQUIPMENT AND CALIBRATION

	Model	Calibration
Water Level Probe	Heron	Checked Against Calibrated Length
Water Quality Meter	Aqua TROLL 500 w/ flow through cell	Twice Daily Calibration Verification also Calibrated Weekly

GENERAL COMMENTS

Ferrous Iron = 0.19 mg/L

Multi-Parameter Probe Unit # 863001

Field Parameters Measured in Flow-Through Cell

Pump Placement Depth = 13 ft

Pump Rate = 0.5L/min

Well Diameter = 4"

Screen Interval = 8-18

	Historic (7-year average low and high / 2021 or Q8 / Avg in Bold)			
ORP	18.5	170.4	76.3	**86.6**
DO	0.78	6.00	6.00	**3.18**
PH	5.73	6.67	6.54	**6.39**
Cond.	0.268	0.706	0.602	**0.513**

WATER SAMPLE COLLECTION FIELD SHEET

GENERAL INFORMATION

SITE NAME	CHAAP	PROJECT NO.	60565355
SAMPLE NO.	G0080-22A	WELL NO.	G0080
DATE/TIME COLLECTED	~~5-10-22~~ JO 5-11-22 5-11-22	PERSONNEL	JO AG
SAMPLE METHOD	PRO-ACTIVE SS MONSOON 1355		
SAMPLE MEDIA:	Groundwater		
SAMPLE QA SPLIT:	YES **NO**	SPLIT SAMPLE NO.	NA
SAMPLE QC DUPLICATE:	YES **NO**	DUPLICATE SAMPLE NO.	NA
MS/MSD REQUESTED	YES **NO**	MS/MSD SAMPLE NO.	NA

SAMPLE CONTAINERS, PRESERVATIVES, ANALYSIS

Sample Container	Preservative	Analysis Requested
2 - 500 mL Amber	6°C	Explosives + MNX (8330A)
3 - 40 mL VOA	6°C, HCl	Methane (RSK 175)
1 - 500 mL HDPE	6°C, H_2S0_4	TKN (351.2), NH_3 (350.1), NO_2/NO_3 (353.2)
1 - 250 mL HDPE	6°C	SO_4 (9056A), Alkalinity (2320B)
1 - 250 mL HDPE	6°C, ZnOAc/NaOH	Sulfide (9034)
1 - 250 mL Amber	6°C	DOC (9060A)

WELL PURGING DATA

Date	5-11-22	Well Depth (ft BTOC)	37.70
Time Started	1310	Depth to Water (ft BTOC)	15.59
Time Completed	1355	Water Column Length	22.11
PID Measurements		Well Casing Volume (per ft)	0.62 L
Background	ND	Volume of Water in Well (L)	13.70
Breathing Zone	ND	Casing Volumes to Purge	NA
Well Head	ND	Minimum to Purge (L)	20
Purge Water	ND	Actual Purge (L)	22.5

FIELD MEASUREMENTS

Time	Amount Purged (L)	pH	Temperature (Celsius)	Conductivity (mS/cm)	Dissolved Oxygen (mg/L)	Redox (mV)	Turbidity (NTU)	Depth to Water (ft BTOC)	Purge Rate (L/min)
1315	2.5	6.74	16.17	0.720	0.31	226.3	28.53	15.59	0.5
1320	5.0	6.71	16.80	0.761	0.12	170.6	24.76	15.60	0.5
1325	7.5	6.71	16.90	0.780	0.09	161.3	14.82	15.60	0.5
1330	10.0	6.73	16.99	0.791	0.07	160.4	7.83	15.61	0.5
1335	12.5	6.75	17.13	0.796	0.06	161.6	5.61	15.61	0.5
1340	15.0	6.79	17.00	0.798	0.05	162.8	4.34	15.61	0.5
1345	17.5	6.82	17.21	0.799	0.04	163.5	4.13	15.61	0.5
1350	20.0	6.87	17.27	0.799	0.04	163.1	3.80	15.61	0.5
1355	22.5	6.91	17.28	0.800	0.03	162.8	3.53	15.61	0.5

FIELD EQUIPMENT AND CALIBRATION

	Model	Calibration
Water Level Probe	Heron	Checked Against Calibrated Length
Water Quality Meter	Aqua TROLL 500 w/ flow through cell	Twice Daily Calibration Verification also Calibrated Weekly

GENERAL COMMENTS

Ferrous Iron = 0.05 mg/L
Multi-Parameter Probe Unit # 863001
Field Parameters Measured in Flow-Through Cell
Pump Placement Depth = 30 ft
Pump Rate = 0.5 L/Min
Well Diameter = 2"
Screen Interval = 25-35

Historic (7-year average low and high / 2021 or Q8 / Avg in Bold)				
ORP	32.0	170.1	137.9	**99.1**
DO	0.02	1.02	0.08	**0.26**
PH	6.48	6.82	6.72	**6.64**
Cond.	0.557	0.910	0.910	**0.772**

WATER SAMPLE COLLECTION FIELD SHEET

GENERAL INFORMATION

SITE NAME	CHAAP	PROJECT NO.	60565355
SAMPLE NO.	G0081-22A	WELL NO.	G0081
DATE/TIME COLLECTED	5-13-22/1205	PERSONNEL	AG
SAMPLE METHOD	PRO-ACTIVE SS MONSOON		JO
SAMPLE MEDIA:	Groundwater		
SAMPLE QA SPLIT:	YES **NO**	SPLIT SAMPLE NO.	NA
SAMPLE QC DUPLICATE:	YES **NO**	DUPLICATE SAMPLE NO.	NA
MS/MSD REQUESTED	YES **NO**	MS/MSD SAMPLE NO.	NA

SAMPLE CONTAINERS, PRESERVATIVES, ANALYSIS

Sample Container	Preservative	Analysis Requested
2 - 500 mL Amber	6°C	Explosives + MNX (8330A)
3 - 40 mL VOA	6°C, HCl	Methane (RSK 175)
1 - 500 mL HDPE	6°C, H_2SO_4	TKN (351.2), NH_3 (350.1), NO_2/NO_3 (353.2)
1 - 250 mL HDPE	6°C	SO_4 (9056A), Alkalinity (2320B)
1 - 250 mL HDPE	6°C, ZnOAc/NaOH	Sulfide (9034)
1 - 250 mL Amber	6°C	DOC (9060A)

WELL PURGING DATA

Date	5-13-22	Well Depth (ft BTOC)	41.30
Time Started	1120	Depth to Water (ft BTOC)	17.08
Time Completed	1205	Water Column Length	24.22
PID Measurements		Well Casing Volume (per ft)	AG ~~2.4~~ 0.62L
Background	ND	Volume of Water in Well (L)	AG ~~21~~ 15.01
Breathing Zone	ND	Casing Volumes to Purge	NA
Well Head	ND	Minimum to Purge (L)	22.5
Purge Water	ND	Actual Purge (L)	22.5

FIELD MEASUREMENTS

Time	Amount Purged (L)	pH	Temperature (Celsius)	Conductivity (mS/cm)	Dissolved Oxygen (mg/L)	Redox (mV)	Turbidity (NTU)	Depth to Water (ft BTOC)	Purge Rate (L/min)
1125	2.5	6.65	23.37	0.550	0.22	25.9	11.29	17.06	0.5
1130	5.0	6.55	16.32	0.553	0.18	18.6	9.26	17.07	0.5
1135	7.5	6.54	16.14	0.570	0.09	2.4	6.44	17.07	0.5
1140	10.0	6.54	15.94	0.568	0.07	6.5	4.59	17.08	0.5
1145	12.5	6.53	15.60	0.567	0.06	6.8	3.59	17.08	0.5
1150	15.0	6.51	15.43	0.551	0.05	6.3	3.94	17.08	0.5
1155	17.5	6.47	15.96	0.539	0.05	5.5	AG 3.52	17.08	0.5
1200	20.0	6.47	16.19	0.530	0.05	4.2	1.62	17.08	0.5
1205	22.5	6.48	15.87	0.589	0.04	3.5	0.85	17.08	0.5
					AG				

FIELD EQUIPMENT AND CALIBRATION

	Model	Calibration
Water Level Probe	Heron	Checked Against Calibrated Length
Water Quality Meter	Aqua TROLL 500 w/ flow through cell	Twice Daily Calibration Verification also Calibrated Weekly

GENERAL COMMENTS

Ferrous Iron = 1.62 mg/L

Multi-Parameter Probe Unit # 863009

Field Parameters Measured in Flow-Through Cell

Pump Placement Depth = 33 ft

Pump Rate = 0.5 L/min

Well Diameter = 2"

Screen Interval = 28-38

	Historic (7-year average low and high / 2021 or Q8 / Avg in Bold)			
ORP	-26.1	204.1	-26.1	**34.7**
DO	0.01	0.75	0.01	**0.27**
PH	6.22	6.59	6.37	**6.40**
Cond.	0.550	1.020	0.951	**0.826**

WATER SAMPLE COLLECTION FIELD SHEET

GENERAL INFORMATION

SITE NAME	CHAAP	PROJECT NO.	60565355
SAMPLE NO.	G0082-22A	WELL NO.	G0082
DATE/TIME COLLECTED	5-11-22/ 1545	PERSONNEL	AG JO
SAMPLE METHOD	PRO-ACTIVE SS MONSOON		
SAMPLE MEDIA:	Groundwater		
SAMPLE QA SPLIT:	YES **NO**	SPLIT SAMPLE NO.	NA
SAMPLE QC DUPLICATE:	YES **NO**	DUPLICATE SAMPLE NO.	NA
MS/MSD REQUESTED	YES **NO**	MS/MSD SAMPLE NO.	NA

SAMPLE CONTAINERS, PRESERVATIVES, ANALYSIS

Sample Container	Preservative	Analysis Requested
2 - 500 mL Amber	6°C	Explosives + MNX (8330A)
3 - 40 mL VOA	6°C, HCl	Methane (RSK 175)
1 - 500 mL HDPE	6°C, H_2SO_4	TKN (351.2), NH_3 (350.1), NO_2/NO_3 (353.2)
1 - 250 mL HDPE	6°C	SO_4 (9056A), Alkalinity (2320B)
1 - 250 mL HDPE	6°C, ZnOAc/NaOH	Sulfide (9034)
1 - 250 mL Amber	6°C	DOC (9060A)

WELL PURGING DATA

Date	5-11-22	Well Depth (ft BTOC)	41.01
Time Started	1445	Depth to Water (ft BTOC)	16.28
Time Completed	1545	Water Column Length	24.73
PID Measurements		Well Casing Volume (per ft)	0.62 L
Background	ND	Volume of Water in Well (L)	15.33
Breathing Zone	ND	Casing Volumes to Purge	NA
Well Head	ND	Minimum to Purge (L)	20
Purge Water	ND	Actual Purge (L)	30.0

FIELD MEASUREMENTS

Time	Amount Purged (L)	pH	Temperature (Celsius)	Conductivity (mS/cm)	Dissolved Oxygen (mg/L)	Redox (mV)	Turbidity (NTU)	Depth to Water (ft BTOC)	Purge Rate (L/min)
				0.000					
1450	2.5	6.79	29.81	~~0.00005~~ %	0.11	-21.5	5.91	16.27	0.5
1455	5.0	7.22	27.86	0.00 ~~0.00005~~ %	0.10	-34.6	3.68	16.27	0.5
1500	7.5	8.21	24.90	0.000	0.00	-19.5	1.70	16.27	0.5
1505	10.0	7.73	22.63	0.000	0.00	14.5	0.36	16.27	0.5
1510	12.5	7.01	21.40	0.000	0.00	33.7	0.85	16.27	0.5
1515	15.0	6.65	20.60	0.000	0.00	48.4	0.74	16.27	0.5
1520	17.5	6.51	20.25	0.000	0.00	53.5	0.17	16.27	0.5
1525	20.0	6.48	19.86	0.000	0.00	64.9	0.85	16.27	0.5
1530	22.5	6.37	21.08	0.06	0.00	78.7	0.71	16.27	0.5
1535	25.0	6.30	22.13	0.06	0.00	92.5	0.38	16.27	0.5
1540	27.5	AG ~~30.06.30~~	22.48	0.06	0.00	100.2	0.26	16.27	0.5
1545	30.0	~~0.3~~ 6.43 AG	22.52	0.06	0.00	102.1	0.31	16.27	0.5

FIELD EQUIPMENT AND CALIBRATION

	Model	Calibration
Water Level Probe	Heron	Checked Against Calibrated Length
Water Quality Meter	Aqua TROLL 500 w/ flow through cell	Twice Daily Calibration Verification also Calibrated Weekly

GENERAL COMMENTS

Ferrous Iron = 0.18 mg/L

Multi-Parameter Probe Unit # 863001

Field Parameters Measured in Flow-Through Cell

Pump Placement Depth = 33 ft

Pump Rate = 0.5 L/min

Well Diameter = 2"

Screen Interval = 28-38

	Historic (7-year average low and high / 2021 or Q8 / Avg in Bold)			
ORP	-21.0	178.0	82.1	**64.5**
DO	0.04	0.51	0.05	**0.19**
PH	6.24	6.75	6.75	**6.46**
Cond.	0.637	0.913	0.913	**0.811**

WATER SAMPLE COLLECTION FIELD SHEET

GENERAL INFORMATION

SITE NAME	CHAAP	PROJECT NO.	60565355
SAMPLE NO.	G0083-22A	WELL NO.	G0083
DATE/TIME COLLECTED	5/8-11-22 / 1455	PERSONNEL	AE, GC
SAMPLE METHOD	PRO-ACTIVE SS MONSOON		

SAMPLE MEDIA:	Groundwater			
SAMPLE QA SPLIT:	YES	NO	SPLIT SAMPLE NO.	NA
SAMPLE QC DUPLICATE:	YES	NO	DUPLICATE SAMPLE NO.	NA
MS/MSD REQUESTED	YES	NO	MS/MSD SAMPLE NO.	NA

SAMPLE CONTAINERS, PRESERVATIVES, ANALYSIS

Sample Container	Preservative	Analysis Requested
2 - 500 mL Amber	6°C	Explosives + MNX (8330A)
3 - 40 mL VOA	6°C, HCl	Methane (RSK 175)
1 - 500 mL HDPE	6°C, H_2SO_4	TKN (351.2), NH_3 (350.1), NO_2/NO_3 (353.2)
1 - 250 mL HDPE	6°C	SO_4 (9056A), Alkalinity (2320B)
1 - 250 mL HDPE	6°C, ZnOAc/NaOH	Sulfide (9034)
1 - 250 mL Amber	6°C	DOC (9060A)

WELL PURGING DATA

Date	5/8-11-22	Well Depth (ft BTOC)	33.48
Time Started	1415	Depth to Water (ft BTOC)	12.48
Time Completed	1454	Water Column Length	21.0
PID Measurements		Well Casing Volume (per ft)	.16
Background	ND	Volume of Water in Well (L)	3.36
Breathing Zone	ND	Casing Volumes to Purge	NA
Well Head	ND	Minimum to Purge (L)	20
Purge Water	ND	Actual Purge (L)	20

FIELD MEASUREMENTS

Time	Amount Purged (L)	pH	Temperature (Celsius)	Conductivity (mS/cm)	Dissolved Oxygen (mg/L)	Redox (mV)	Turbidity (NTU)	Depth to Water (ft BTOC)	Purge Rate (L/min)
1420	2.5	6.16	16.59	1.248	0.09	144.7	4.21	12.52	.5
1425	5.0	6.22	16.71	1.240	0.08	144.3	4.24	12.52	.5
1430	7.5	6.32	16.38	1.239	0.09	142.5	4.02	12.52	.5
1435	10	6.35	15.98	1.241	0.07	143.3	2.94	12.52	.5
1440	12.5	6.41	16.65	1.234	0.05	143.6	3.40	12.52	.5
1445	15	6.38	16.74	1.232	0.04	143.9	3.13	12.52	.5
1450	17.5	6.36	16.76	1.229	0.06	145.3	2.91	12.52	.5
1455	20	6.35	16.74	1.213	0.05	144.5	3.13	12.52	.5
			MM						

FIELD EQUIPMENT AND CALIBRATION

	Model	Calibration
Water Level Probe	Heron	Checked Against Calibrated Length
Water Quality Meter	Aqua TROLL 500 w/ flow through cell	Twice Daily Calibration Verification also Calibrated Weekly

GENERAL COMMENTS

Ferrous Iron = 0.0 mg/L

Multi-Parameter Probe Unit # 822984

Field Parameters Measured in Flow-Through Cell

Pump Placement Depth = 28.5 ft

Pump Rate = .5 L/min

Well Diameter = 2"

Screen Interval = 21-31

	Historic (7-year average low and high / 2021 or Q8 / Avg in Bold)			
ORP	5.5	218.6	218.6	**117.6**
DO	0.16	1.36	0.21	**0.48**
PH	6.45	6.83	6.71	**6.67**
Cond.	0.755	1.500	1.319	**1.090**

WATER SAMPLE COLLECTION FIELD SHEET

GENERAL INFORMATION

SITE NAME	CHAAP	PROJECT NO.	60565355
SAMPLE NO.	G0084-22A	WELL NO.	G0084
DATE/TIME COLLECTED	5 May-15-22 / 945	PERSONNEL	ME, AG
SAMPLE METHOD	PRO-ACTIVE SS MONSOON		

SAMPLE MEDIA:	Groundwater			
SAMPLE QA SPLIT:	YES	NO	SPLIT SAMPLE NO.	NA
SAMPLE QC DUPLICATE:	YES	NO	DUPLICATE SAMPLE NO.	NA
MS/MSD REQUESTED	YES	NO	MS/MSD SAMPLE NO.	NA

SAMPLE CONTAINERS, PRESERVATIVES, ANALYSIS

Sample Container	Preservative	Analysis Requested
2 - 500 mL Amber	6°C	Explosives + MNX (8330A)
3 - 40 mL VOA	6°C, HCl	Methane (RSK 175)
1 - 500 mL HDPE	6°C, H_2S0_4	TKN (351.2), NH_3 (350.1), NO_2/NO_3 (353.2)
1 - 250 mL HDPE	6°C	SO_4 (9056A), Alkalinity (2320B)
1 - 250 mL HDPE	6°C, ZnOAc/NaOH	Sulfide (9034)
1 - 250 mL Amber	6°C	DOC (9060A)

WELL PURGING DATA

Date	5 May-15-22	Well Depth (ft BTOC)	32.91
Time Started	905	Depth to Water (ft BTOC)	18.32
Time Completed	945	Water Column Length	14.59
PID Measurements		Well Casing Volume (per ft)	.16
Background	ND	Volume of Water in Well (L)	2.33
Breathing Zone	ND	Casing Volumes to Purge	NA
Well Head	ND	Minimum to Purge (L)	20
Purge Water	ND	Actual Purge (L)	20

FIELD MEASUREMENTS

Time	Amount Purged (L)	pH	Temperature (Celsius)	Conductivity (mS/cm)	Dissolved Oxygen (mg/L)	Redox (mV)	Turbidity (NTU)	Depth to Water (ft BTOC)	Purge Rate (L/min)
910	2.5	6.85	13.45	.839	0.19	-27.7	11.9	18.30	.5
915	5.0	6.85	13.70	.826	0.14	-61.5	8.90	18.32	.5
920	7.5	6.85	13.79	.815	0.08	-75.3	7.15	18.32	.5
925	10	6.85	13.92	.806	0.06	-82.3	6.34	18.32	.5
930	12.5	6.83	14.28	.801	0.02	-86.1	5.65	18.32	.5
935	15	6.84	14.24	.797	0.01	-89.3	5.24	18.32	.5
940	17.5	6.83	14.27	.795	0.01	-91.5	5.61	18.32	.5
945	20	6.82	14.32	.793	0.01	-92.6	5.43	18.32	.5
			MM						

FIELD EQUIPMENT AND CALIBRATION

	Model	Calibration
Water Level Probe	Heron	Checked Against Calibrated Length
Water Quality Meter	Aqua TROLL 500 w/ flow through cell	Twice Daily Calibration Verification also Calibrated Weekly

GENERAL COMMENTS

Ferrous Iron = 1.33 mg/L
Multi-Parameter Probe Unit # 821289
Field Parameters Measured in Flow-Through Cell
Pump Placement Depth = 28 ft
Pump Rate = .5 L/min
Well Diameter = 2"
Screen Interval = 20-30

	Historic (7-year average low and high / 2021 or Q8 / Avg in Bold)			
ORP	-113.7	1.6	-113.7	**-66.9**
DO	0.02	2.31	0.02	**0.79**
PH	6.00	6.97	6.54	**6.51**
Cond.	0.696	1.060	1.060	**0.879**

WATER SAMPLE COLLECTION FIELD SHEET

GENERAL INFORMATION

SITE NAME	CHAAP	PROJECT NO.	60565355
SAMPLE NO.	G0085-22A	WELL NO.	G0085
DATE/TIME COLLECTED	5 ~~6~~ 8 -15-22 / 840	PERSONNEL	RJ, AG
SAMPLE METHOD	PRO-ACTIVE SS MONSOON		

SAMPLE MEDIA:	Groundwater			
SAMPLE QA SPLIT:	YES	NO	SPLIT SAMPLE NO.	NA
SAMPLE QC DUPLICATE:	YES	NO	DUPLICATE SAMPLE NO.	NA
MS/MSD REQUESTED	YES	NO	MS/MSD SAMPLE NO.	NA

SAMPLE CONTAINERS, PRESERVATIVES, ANALYSIS

Sample Container	Preservative	Analysis Requested
2 - 500 mL Amber	6°C	Explosives + MNX (8330A)
3 - 40 mL VOA	6°C, HCl	Methane (RSK 175)
1 - 500 mL HDPE	6°C, H_2S0_4	TKN (351.2), NH_3 (350.1), NO_2/NO_3 (353.2)
1 - 250 mL HDPE	6°C	SO_4 (9056A), Alkalinity (2320B)
1 - 250 mL HDPE	6°C, ZnOAc/NaOH	Sulfide (9034)
1 - 250 mL Amber	6°C	DOC (9060A)

WELL PURGING DATA

		Well Depth (ft BTOC)	32.98
Date	5 ~~6~~ 8 -15-22	Depth to Water (ft BTOC)	16.40
Time Started	800	Water Column Length	16.58
Time Completed	840	Well Casing Volume (per ft)	.16
PID Measurements		Volume of Water in Well (L)	2.65
Background	ND	Casing Volumes to Purge	NA
Breathing Zone	ND	Minimum to Purge (L)	20
Well Head	ND	Actual Purge (L)	20
Purge Water	ND		

FIELD MEASUREMENTS

Time	Amount Purged (L)	pH	Temperature (Celsius)	Conductivity (mS/cm)	Dissolved Oxygen (mg/L)	Redox (mV)	Turbidity (NTU)	Depth to Water (ft BTOC)	Purge Rate (L/min)
805	2.5	6.84	13.01	1.154	0.12	-19.4	4.43	16.42	.5
810	5.0	6.93	13.19	1.139	0.08	-63.4	4.19	16.42	.5
815	7.5	6.96	13.17	1.131	0.06	-76.5	4.03	16.42	.5
820	10	6.99	13.31	1.130	0.04	-82.4	3.99	16.42	.5
825	12.5	7.00	13.26	1.129	0.03	-85.4	3.75	16.42	.5
830	15	7.02	13.21	1.124	0.01	-88.1	3.86	16.42	.5
835	17.5	7.04	13.19	1.121	0.01	-89.9	3.78	16.42	.5
840	20	7.06	13.26	1.116	0.01	-91.2	3.67	16.42	.5

FIELD EQUIPMENT AND CALIBRATION

	Model	Calibration
Water Level Probe	Heron	Checked Against Calibrated Length
Water Quality Meter	Aqua TROLL 500 w/ flow through cell	Twice Daily Calibration Verification also Calibrated Weekly

GENERAL COMMENTS

Ferrous Iron = 2.56 mg/L

Multi-Parameter Probe Unit # 821289

Field Parameters Measured in Flow-Through Cell

Pump Placement Depth = 28 ft

Pump Rate = .5 L/min

Well Diameter = 2"

Screen Interval = 20-30

Historic (7-year average low and high / 2021 or Q8 / Avg in Bold)

ORP	-125.5	23.1	-77.6	**-53.3**
DO	0.05	1.58	0.05	**0.67**
PH	5.74	7.06	6.94	**6.59**
Cond.	0.702	1.294	1.195	**1.073**

WATER SAMPLE COLLECTION FIELD SHEET

GENERAL INFORMATION

SITE NAME	CHAAP	PROJECT NO.	60565355
SAMPLE NO.	G0086-22A	WELL NO.	G0086
DATE/TIME COLLECTED	5-18-22/840	PERSONNEL	AE, SS
SAMPLE METHOD	PRO-ACTIVE SS MONSOON		

SAMPLE MEDIA:	Groundwater			
SAMPLE QA SPLIT:	YES	NO	SPLIT SAMPLE NO.	NA
SAMPLE QC DUPLICATE:	YES	NO	DUPLICATE SAMPLE NO.	NA
MS/MSD REQUESTED	YES	NO	MS/MSD SAMPLE NO.	NA

SAMPLE CONTAINERS, PRESERVATIVES, ANALYSIS

Sample Container	Preservative	Analysis Requested
2 - 500 mL Amber	6°C	Explosives + MNX (8330A)
3 - 40 mL VOA	6°C, HCl	Methane (RSK 175)
1 - 500 mL HDPE	6°C, H_2S0_4	TKN (351.2), NH_3 (350.1), NO_2/NO_3 (353.2)
1 - 250 mL HDPE	6°C	SO_4 (9056A), Alkalinity (2320B)
1 - 250 mL HDPE	6°C, ZnOAc/NaOH	Sulfide (9034)
1 - 250 mL Amber	6°C	DOC (9060A)

WELL PURGING DATA

Date	5-18-22	Well Depth (ft BTOC)	40.30
Time Started	800	Depth to Water (ft BTOC)	14.28
Time Completed	840	Water Column Length	26.02
PID Measurements		Well Casing Volume (per ft)	.16
Background	ND	Volume of Water in Well (L)	4.16
Breathing Zone	ND	Casing Volumes to Purge	NA
Well Head	ND	Minimum to Purge (L)	20
Purge Water	ND	Actual Purge (L)	20

FIELD MEASUREMENTS

Time	Amount Purged (L)	pH	Temperature (Celsius)	Conductivity (mS/cm)	Dissolved Oxygen (mg/L)	Redox (mV)	Turbidity (NTU)	Depth to Water (ft BTOC)	Purge Rate (L/min)
805	2.5	6.71	14.82	.836	.28	246.0	4.44	14.28	.5
810	5.0	6.74	15.13	.825	.22	234.4	5.01	14.28	.5
815	7.5	6.82	15.14	.822	.19	227.2	3.34	14.28	.5
820	10	6.83	15.25	.820	.16	221.9	3.11	14.28	.5
825	12.5	6.83	15.26	.820	.15	217.6	2.71	14.28	.5
830	15	6.85	15.41	.819	.14	211.9	3.04	14.28	.5
835	17.5	6.82	15.54	.819	.15	209.0	2.64	14.28	.5
840	20	6.85	15.69	.818	.14	203.2	3.32	14.28	.5

FIELD EQUIPMENT AND CALIBRATION

	Model	Calibration
Water Level Probe	Heron	Checked Against Calibrated Length
Water Quality Meter	Aqua TROLL 500 w/ flow through cell	Twice Daily Calibration Verification also Calibrated Weekly

GENERAL COMMENTS

Ferrous Iron = 0.02 mg/L

Multi-Parameter Probe Unit # 821289

Field Parameters Measured in Flow-Through Cell

Pump Placement Depth = 35 ft

Pump Rate = .5 L/min

Well Diameter = 2"

Screen Interval = 28-38

	Historic (7-year average low and high / 2021 or Q8 / Avg in Bold)			
ORP	12.2	194.0	172.9	**134.5**
DO	0.05	1.14	0.09	**0.33**
PH	6.67	7.03	6.83	**6.85**
Cond.	0.725	0.966	0.915	**0.876**

WATER SAMPLE COLLECTION FIELD SHEET

GENERAL INFORMATION

SITE NAME	CHAAP	PROJECT NO.	60565355
SAMPLE NO.	G0087-22A	WELL NO.	G0087
DATE/TIME COLLECTED	5-13-22/ 1315	PERSONNEL	AG
SAMPLE METHOD	PRO-ACTIVE SS MONSOON		JO
SAMPLE MEDIA:	Groundwater		
SAMPLE QA SPLIT:	YES **NO**	SPLIT SAMPLE NO.	NA
SAMPLE QC DUPLICATE:	YES **NO**	DUPLICATE SAMPLE NO.	NA
MS/MSD REQUESTED	YES **NO**	MS/MSD SAMPLE NO.	NA

SAMPLE CONTAINERS, PRESERVATIVES, ANALYSIS

Sample Container	Preservative	Analysis Requested
2 - 500 mL Amber	6°C	Explosives + MNX (8330A)
3 - 40 mL VOA	6°C, HCl	Methane (RSK 175)
1 - 500 mL HDPE	6°C, H_2S0_4	TKN (351.2), NH_3 (350.1), NO_2/NO_3 (353.2)
1 - 250 mL HDPE	6°C	SO_4 (9056A), Alkalinity (2320B)
1 - 250 mL HDPE	6°C, ZnOAc/NaOH	Sulfide (9034)
1 - 250 mL Amber	6°C	DOC (9060A)

WELL PURGING DATA

Date	5-13-22	Well Depth (ft BTOC)	37.56
Time Started	1230	Depth to Water (ft BTOC)	14.57
Time Completed	1315	Water Column Length	22.99 ~~0.62L~~ AG
PID Measurements		Well Casing Volume (per ft)	0.62L
Background	NO	Volume of Water in Well (L)	14.25
Breathing Zone	NO	Casing Volumes to Purge	NA
Well Head	NO	Minimum to Purge (L)	22.5
Purge Water	NO	Actual Purge (L)	22.5

FIELD MEASUREMENTS

Time	Amount Purged (L)	pH	Temperature (Celsius)	Conductivity (mS/cm)	Dissolved Oxygen (mg/L)	Redox (mV)	Turbidity (NTU)	Depth to Water (ft BTOC)	Purge Rate (L/min)
1235	2.5	7.00	14.47	0.617	0.39	43.3	15.82	14.59	0.5
1240	5.0	6.69	14.59	0.630	0.25	102.8	12.34	14.59	0.5
1245	7.5	6.64	14.45	0.630	0.20	126.9	11.46	14.59	0.5
1250	10.0	6.61	16.69	0.631	0.17	144.3	10.96	14.60	0.5
1255	12.5	6.60	14.78	0.632	0.18	150.9	9.19	14.60	0.5
1300	15.0	6.61	14.52	0.629	0.18	158.6	4.38	14.60	0.5
1305	17.5	6.62	14.67	0.630	0.18	163.6	4.14	14.60	0.5
1310	20.0	6.63	14.66	0.629	0.19	167.7	3.54	14.60	0.5
1315	22.5	6.64	14.58	0.629	0.19	170.4	3.33	14.60	0.5
		AG							

FIELD EQUIPMENT AND CALIBRATION

	Model	Calibration
Water Level Probe	Heron	Checked Against Calibrated Length
Water Quality Meter	Aqua TROLL 500 w/ flow through cell	Twice Daily Calibration Verification also Calibrated Weekly

GENERAL COMMENTS

Ferrous Iron = 0.31 mg/L

Multi-Parameter Probe Unit # 863001

Field Parameters Measured in Flow-Through Cell

Pump Placement Depth = 30 ft

Pump Rate = 0.5 L/min

Well Diameter = 2"

Screen Interval = 25-35

Historic (7-year average low and high / 2021 or Q8 / Avg in Bold)				
ORP	14.3	203.5	134.1	**114.3**
DO	0.05	0.80	0.06	**0.26**
PH	6.62	7.03	6.80	**6.79**
Cond.	0.663	0.851	0.839	**0.773**

WATER SAMPLE COLLECTION FIELD SHEET

GENERAL INFORMATION

SITE NAME	CHAAP	PROJECT NO.	60565355
SAMPLE NO.	G0088-22A	WELL NO.	G0088
DATE/TIME COLLECTED	5-13-22 / 1535	PERSONNEL	AG
SAMPLE METHOD	PRO-ACTIVE SS MONSOON		JO
SAMPLE MEDIA:	Groundwater		
SAMPLE QA SPLIT:	YES **NO**	SPLIT SAMPLE NO.	NA
SAMPLE QC DUPLICATE:	YES **NO**	DUPLICATE SAMPLE NO.	NA
MS/MSD REQUESTED	YES **NO**	MS/MSD SAMPLE NO.	NA

SAMPLE CONTAINERS, PRESERVATIVES, ANALYSIS

Sample Container	Preservative	Analysis Requested
2 - 500 mL Amber	6°C	Explosives + MNX (8330A)
3 - 40 mL VOA	6°C, HCl	Methane (RSK 175)
1 - 500 mL HDPE	6°C, H_2S0_4	TKN (351.2), NH_3 (350.1), NO_2/NO_3 (353.2)
1 - 250 mL HDPE	6°C	SO_4 (9056A), Alkalinity (2320B)
1 - 250 mL HDPE	6°C, ZnOAc/NaOH	Sulfide (9034)
1 - 250 mL Amber	6°C	DOC (9060A)

WELL PURGING DATA

Date	5-13-22	Well Depth (ft BTOC)	37.40
Time Started	1450	Depth to Water (ft BTOC)	13.91
Time Completed	1535	Water Column Length	23.49
PID Measurements		Well Casing Volume (per ft)	0.62
Background	ND	Volume of Water in Well (L)	14.56
Breathing Zone	ND	Casing Volumes to Purge	NA
Well Head	ND	Minimum to Purge (L)	22.5
Purge Water	ND	Actual Purge (L)	22.5

FIELD MEASUREMENTS

Time	Amount Purged (L)	pH	Temperature (Celsius)	Conductivity (mS/cm)	Dissolved Oxygen (mg/L)	Redox (mV)	Turbidity (NTU)	Depth to Water (ft BTOC)	Purge Rate (L/min)
1455	2.5	7.34	13.92	0.726	0.19	204.3	27	13.93	0.5
1500	5.0	7.04	13.13	0.750	0.07	202.2	20.16	13.93	0.5
1505	7.5	6.88	14.90	0.768	0.06	192.1	12.81	AG 13.93	0.5
1510	10.0	6.84	16.03	0.775	0.08	186.7	8.84	13.93	0.5
1515	12.5	6.86	16.33	0.782	0.08	183.6	4.71	13.93	0.5
1520	15.0	6.90	17.26	0.788	0.07	182.7	2.95	13.93	0.5
1525	17.5	6.91	15.86	0.771	0.07	183.2	1.59	13.93	0.5
1530	20.0	6.89	17.93	0.783	0.06	183.1	3.61	13.93	0.5
1535	22.5	6.97	16.64	0.767	0.07	182.9	2.29	13.93	0.5
			AG						

FIELD EQUIPMENT AND CALIBRATION

	Model	Calibration
Water Level Probe	Heron	Checked Against Calibrated Length
Water Quality Meter	Aqua TROLL 500 w/ flow through cell	Twice Daily Calibration Verification also Calibrated Weekly

GENERAL COMMENTS

Ferrous Iron = 0.34 mg/L

Multi-Parameter Probe Unit # 863001

Field Parameters Measured in Flow-Through Cell

Pump Placement Depth = 30 ft

Pump Rate = 0.5 L/min

Well Diameter = 2"

Screen Interval = 25-35

	Historic (7-year average low and high / 2021 or Q8 / Avg in Bold)			
ORP	47.5	247.9	247.9	**124.9**
DO	0.01	0.50	0.01	**0.28**
PH	6.80	7.17	6.83	**6.91**
Cond.	0.637	0.990	0.990	**0.813**

WATER SAMPLE COLLECTION FIELD SHEET

GENERAL INFORMATION

SITE NAME	CHAAP	PROJECT NO.	60565355
SAMPLE NO.	G0089-22A	WELL NO.	G0089
DATE/TIME COLLECTED	5-16-22 / 900	PERSONNEL	AE, SS
SAMPLE METHOD	PRO-ACTIVE SS MONSOON		

SAMPLE MEDIA:	Groundwater			
SAMPLE QA SPLIT:	YES	NO	SPLIT SAMPLE NO.	NA
SAMPLE QC DUPLICATE:	YES	NO	DUPLICATE SAMPLE NO.	NA
MS/MSD REQUESTED	YES	NO	MS/MSD SAMPLE NO.	NA

SAMPLE CONTAINERS, PRESERVATIVES, ANALYSIS

Sample Container	Preservative	Analysis Requested
2 - 500 mL Amber	6°C	Explosives + MNX (8330A)
3 - 40 mL VOA	6°C, HCl	Methane (RSK 175)
1 - 500 mL HDPE	6°C, H_2SO_4	TKN (351.2), NH_3 (350.1), NO_2/NO_3 (353.2)
1 - 250 mL HDPE	6°C	SO_4 (9056A), Alkalinity (2320B)
1 - 250 mL HDPE	6°C, ZnOAc/NaOH	Sulfide (9034)
1 - 250 mL Amber	6°C	DOC (9060A)

WELL PURGING DATA

Date	5-16-22	Well Depth (ft BTOC)	37.96
Time Started	820	Depth to Water (ft BTOC)	15.01
Time Completed	900	Water Column Length	22.95
PID Measurements		Well Casing Volume (per ft)	.16
Background	ND	Volume of Water in Well (L)	3.67
Breathing Zone	ND	Casing Volumes to Purge	NA
Well Head	ND	Minimum to Purge (L)	20
Purge Water	ND	Actual Purge (L)	20

FIELD MEASUREMENTS

Time	Amount Purged (L)	pH	Temperature (Celsius)	Conductivity (mS/cm)	Dissolved Oxygen (mg/L)	Redox (mV)	Turbidity (NTU)	Depth to Water (ft BTOC)	Purge Rate (L/min)
								14.76	
825	2.5	6.37	13.62	.780	0.15	249.0	6.94	~~14.76~~ ND	.5
830	5.0	6.41	13.84	.778	0.10	236.7	5.55	14.71	.5
835	7.5	6.43	13.96	.775	0.06	228.1	4.93	14.71	.5
840	10	6.45	14.17	.774	0.05	221.3	4.69	14.71	.5
845	12.5	6.44	14.23	.772	0.04	215.9	4.43	14.71	.5
850	15	6.43	14.36	.770	0.02	211.0	4.28	14.71	.5
855	17.5	6.40	14.45	.770	0.02	207.3	4.14	14.71	.5
900	20	6.41	14.59	.770	0.02	201.9	4.29	14.71	.5

FIELD EQUIPMENT AND CALIBRATION

	Model	Calibration
Water Level Probe	Heron	Checked Against Calibrated Length
Water Quality Meter	Aqua TROLL 500 w/ flow through cell	Twice Daily Calibration Verification also Calibrated Weekly

GENERAL COMMENTS

Ferrous Iron = 0.06 mg/L

Multi-Parameter Probe Unit # 821289

Field Parameters Measured in Flow-Through Cell

Pump Placement Depth = 33 ft

Pump Rate = .5 L/min

Well Diameter = 2"

Screen Interval = 25 - 35

	Historic (7-year average low and high / 2021 or Q8 / Avg in Bold)			
ORP	-221.7	212.4	127.3	**69.0**
DO	0.01	1.39	0.01	**0.41**
PH	6.20	6.81	6.23	**6.43**
Cond.	0.676	0.916	0.820	**0.813**

WATER SAMPLE COLLECTION FIELD SHEET

GENERAL INFORMATION

SITE NAME	CHAAP	PROJECT NO.	60565355
SAMPLE NO.	G0090-22A	WELL NO.	G0090
DATE/TIME COLLECTED		PERSONNEL	
SAMPLE METHOD	PRO-ACTIVE SS MONSOON		

SAMPLE MEDIA:	Groundwater			
SAMPLE QA SPLIT:	YES	NO	SPLIT SAMPLE NO.	
SAMPLE QC DUPLICATE:	YES	NO	DUPLICATE SAMPLE NO.	
MS/MSD REQUESTED	YES	NO	MS/MSD SAMPLE NO.	

SAMPLE CONTAINERS, PRESERVATIVES, ANALYSIS

Sample Container	Preservative	Analysis Requested
2 - 500 mL Amber	6°C	Explosives + MNX (8330A)
3 - 40 mL VOA	6°C, HCl	Methane (RSK 175)
1 - 500 mL HDPE	6°C, H_2S0_4	TKN (351.2), NH_3 (350.1), NO_2/NO_3 (353.2)
1 - 250 mL HDPE	6°C	SO_4 (9056A), Alkalinity (2320B)
1 - 250 mL HDPE	6°C, ZnOAc/NaOH	Sulfide (9034)
1 - 250 mL Amber	6°C	DOC (9060A)

WELL PURGING DATA

		Well Depth (ft BTOC)	37.88
Date		Depth to Water (ft BTOC)	
Time Started		Water Column Length	
Time Completed		Well Casing Volume (per ft)	
PID Measurements		Volume of Water in Well (L)	
Background		Casing Volumes to Purge	
Breathing Zone		Minimum to Purge (L)	
Well Head		Actual Purge (L)	
Purge Water			

FIELD MEASUREMENTS

Time	Amount Purged (L)	pH	Temperature (Celsius)	Conductivity (mS/cm)	Dissolved Oxygen (mg/L)	Redox (mV)	Turbidity (NTU)	Depth to Water (ft BTOC)	Purge Rate (L/min)

Not Sampled

FIELD EQUIPMENT AND CALIBRATION

	Model	Calibration
Water Level Probe	Heron	Checked Against Calibrated Length
Water Quality Meter	Aqua TROLL 500 w/ flow through cell	Twice Daily Calibration Verification also Calibrated Weekly

GENERAL COMMENTS

Ferrous Iron = mg/L

Multi-Parameter Probe Unit #

Field Parameters Measured in Flow-Through Cell

Pump Placement Depth = ft

Pump Rate =

Well Diameter = 2"

Screen Interval = 25-35

* Well has obstruction / broken casing ~ 1' bgs. Can't get pump down. - bentonite - roots

	Historic (7-year average low and high / 2021 or Q8 / Avg in Bold)			
ORP	44.9	205.0	191.9	**114.3**
DO	0.13	5.11	1.24	**1.79**
PH	6.21	6.65	6.43	**6.47**
Cond.	0.532	0.913	0.860	**0.764**

WATER SAMPLE COLLECTION FIELD SHEET

GENERAL INFORMATION

SITE NAME	CHAAP	PROJECT NO.	60565355
SAMPLE NO.	G0091-22A	WELL NO.	G0091
DATE/TIME COLLECTED	5/6-12-22/1315	PERSONNEL	AE, GC
SAMPLE METHOD	PRO-ACTIVE SS MONSOON		

SAMPLE MEDIA:	Groundwater			
SAMPLE QA SPLIT:	YES	**NO**	SPLIT SAMPLE NO.	NA
SAMPLE QC DUPLICATE:	YES	**NO**	DUPLICATE SAMPLE NO.	NA
MS/MSD REQUESTED	YES	**NO**	MS/MSD SAMPLE NO.	NA

SAMPLE CONTAINERS, PRESERVATIVES, ANALYSIS

Sample Container	Preservative	Analysis Requested
2 - 500 mL Amber	6°C	Explosives + MNX (8330A)
3 - 40 mL VOA	6°C, HCl	Methane (RSK 175)
1 - 500 mL HDPE	6°C, H_2S0_4	TKN (351.2), NH_3 (350.1), NO_2/NO_3 (353.2)
1 - 250 mL HDPE	6°C	SO_4 (9056A), Alkalinity (2320B)
1 - 250 mL HDPE	6°C, ZnOAc/NaOH	Sulfide (9034)
1 - 250 mL Amber	6°C	DOC (9060A)

WELL PURGING DATA

Date	5/6-12-22	Well Depth (ft BTOC)	31.85
Time Started	1235	Depth to Water (ft BTOC)	15.02
Time Completed	1315	Water Column Length	16.83
PID Measurements		Well Casing Volume (per ft)	.16
Background	ND	Volume of Water in Well (L)	2.69
Breathing Zone	ND	Casing Volumes to Purge	NA
Well Head	ND	Minimum to Purge (L)	20
Purge Water	ND	Actual Purge (L)	20

FIELD MEASUREMENTS

Time	Amount Purged (L)	pH	Temperature (Celsius)	Conductivity (mS/cm)	Dissolved Oxygen (mg/L)	Redox (mV)	Turbidity (NTU)	Depth to Water (ft BTOC)	Purge Rate (L/min)
1240	2.5	5.99	16.64	1.117	4.21	74.9	2.98	15.02	.5
1245	5.0	6.07	16.94	1.121	3.96	83.8	3.57	15.02	.5
1250	7.5	6.17	16.98	1.125	3.84	87.9	2.99	15.02	.5
1255	10	6.22	16.95	1.124	3.78	92.1	3.12	15.02	.5
1300	12.5	6.29	17.21	1.121	3.74	94.9	3.82	15.02	.5
1305	15	6.29	16.88	1.123	3.74	96.8	3.47	15.02	.5
1310	17.5	6.34	16.72	1.121	3.71	97.3	2.88	15.02	.5
1315	20	6.37	16.51	1.119	3.71	99.0	2.79	15.02	.5

FIELD EQUIPMENT AND CALIBRATION

	Model	Calibration
Water Level Probe	Heron	Checked Against Calibrated Length
Water Quality Meter	Aqua TROLL 500 w/ flow through cell	Twice Daily Calibration Verification also Calibrated Weekly

GENERAL COMMENTS

Ferrous Iron = 0.04 mg/L

Multi-Parameter Probe Unit # 821289

Field Parameters Measured in Flow-Through Cell

Pump Placement Depth = 27 ft

Pump Rate = .5 L/min

Well Diameter = 2"

Screen Interval = 20-30

Historic (7-year average low and high / 2021 or Q8 / Avg in Bold)				
ORP	27.4	196.8	139.5	**122.7**
DO	3.13	6.99	5.12	**5.44**
PH	6.65	7.29	6.80	**6.95**
Cond.	0.973	1.300	1.096	**1.132**

WATER SAMPLE COLLECTION FIELD SHEET

GENERAL INFORMATION

SITE NAME	CHAAP	PROJECT NO.	60565355
SAMPLE NO.	G0092-22A	WELL NO.	G0092
DATE/TIME COLLECTED	5&-12-22/ 1420	PERSONNEL	ME, GC
SAMPLE METHOD	PRO-ACTIVE SS MONSOON		

SAMPLE MEDIA:	Groundwater			
SAMPLE QA SPLIT:	YES	NO	SPLIT SAMPLE NO.	NA
SAMPLE QC DUPLICATE:	YES	NO	DUPLICATE SAMPLE NO.	NA
MS/MSD REQUESTED	YES	NO	MS/MSD SAMPLE NO.	NA

SAMPLE CONTAINERS, PRESERVATIVES, ANALYSIS

Sample Container	Preservative	Analysis Requested
2 - 500 mL Amber	6°C	Explosives + MNX (8330A)
3 - 40 mL VOA	6°C, HCl	Methane (RSK 175)
1 - 500 mL HDPE	6°C, H_2SO_4	TKN (351.2), NH_3 (350.1), NO_2/NO_3 (353.2)
1 - 250 mL HDPE	6°C	SO_4 (9056A), Alkalinity (2320B)
1 - 250 mL HDPE	6°C, ZnOAc/NaOH	Sulfide (9034)
1 - 250 mL Amber	6°C	DOC (9060A)

WELL PURGING DATA

Date	5&-12-22	Well Depth (ft BTOC)	52.78
Time Started	1340	Depth to Water (ft BTOC)	15.22
Time Completed	1420	Water Column Length	37.56
PID Measurements		Well Casing Volume (per ft)	.16
Background	ND	Volume of Water in Well (L)	6.01
Breathing Zone	ND	Casing Volumes to Purge	NA
Well Head	ND	Minimum to Purge (L)	20
Purge Water	ND	Actual Purge (L)	20

FIELD MEASUREMENTS

Time	Amount Purged (L)	pH	Temperature (Celsius)	Conductivity (mS/cm)	Dissolved Oxygen (mg/L)	Redox (mV)	Turbidity (NTU)	Depth to Water (ft BTOC)	Purge Rate (L/min)
1345	2.5	6.41	17.30	1.383	0.23	49.4	4.35	15.22	.5
1350	5.0	6.51	17.12	1.379	0.32	43.4	4.16	15.22	.5
1355	7.5	6.53	16.90	1.382	0.30	43.7	3.10	15.22	.5
1400	10	6.59	17.22	1.382	0.23	42.1	3.33	15.22	.5
1405	12.5	6.61	17.11	1.382	0.18	41.5	3.33	15.22	.5
1410	15	6.67	17.33	1.382	0.14	40.0	3.02	15.22	.5
1415	17.5	6.67	17.337	1.381	0.13	39.0	3.02	15.22	.5
1420	20	6.64	17.35	1.372	0.13	36.7	2.91	15.22	.5

FIELD EQUIPMENT AND CALIBRATION

	Model	Calibration
Water Level Probe	Heron	Checked Against Calibrated Length
Water Quality Meter	Aqua TROLL 500 w/ flow through cell	Twice Daily Calibration Verification also Calibrated Weekly

GENERAL COMMENTS

Ferrous Iron = 0.15 mg/L

Multi-Parameter Probe Unit # 821289

Field Parameters Measured in Flow-Through Cell

Pump Placement Depth = 48 ft

Pump Rate = .5 L/min

Well Diameter = 2"

Screen Interval = 40-50

	Historic (7-year average low and high / 2021 or Q8 / Avg in Bold)			
ORP	-5.2	103.0	-5.2	**33.2**
DO	0.01	0.74	0.01	**0.20**
PH	7.06	7.54	7.13	**7.28**
Cond.	0.940	1.410	1.410	**1.222**

WATER SAMPLE COLLECTION FIELD SHEET

GENERAL INFORMATION

SITE NAME	CHAAP	PROJECT NO.	60565355
SAMPLE NO.	G0093-22A	WELL NO.	G0093
DATE/TIME COLLECTED	5-20-22/ 1310	PERSONNEL	RE, JO
SAMPLE METHOD	PRO-ACTIVE SS MONSOON		

SAMPLE MEDIA: **Groundwater**

SAMPLE QA SPLIT:	YES	**NO**	SPLIT SAMPLE NO.	NA
SAMPLE QC DUPLICATE:	YES	**NO**	DUPLICATE SAMPLE NO.	NA
MS/MSD REQUESTED	YES	**NO**	MS/MSD SAMPLE NO.	NA

SAMPLE CONTAINERS, PRESERVATIVES, ANALYSIS

Sample Container	Preservative	Analysis Requested
2 - 500 mL Amber	6°C	Explosives + MNX (8330A)
3 - 40 mL VOA	6°C, HCl	Methane (RSK 175)
1 - 500 mL HDPE	6°C, H_2S0_4	TKN (351.2), NH_3 (350.1), NO_2/NO_3 (353.2)
1 - 250 mL HDPE	6°C	SO_4 (9056A), Alkalinity (2320B)
1 - 250 mL HDPE	6°C, ZnOAc/NaOH	Sulfide (9034)
1 - 250 mL Amber	6°C	DOC (9060A)

WELL PURGING DATA

Date	5-20-22	Well Depth (ft BTOC)	32.10
Time Started	1230	Depth to Water (ft BTOC)	12.04
Time Completed	1310	Water Column Length	20.06
PID Measurements		Well Casing Volume (per ft)	Meter .16
Background	ND	Volume of Water in Well (L)	3.21
Breathing Zone	ND	Casing Volumes to Purge	NA
Well Head	ND	Minimum to Purge (L)	20
Purge Water	ND	Actual Purge (L)	20

FIELD MEASUREMENTS

Time	Amount Purged (L)	pH	Temperature (Celsius)	Conductivity (mS/cm)	Dissolved Oxygen (mg/L)	Redox (mV)	Turbidity (NTU)	Depth to Water (ft BTOC)	Purge Rate (L/min)
1235	2.5	6.82	14.72	.770	0.57	7.6	7.00	12.09	.5
1240	5.0	6.83	14.12	.775	0.35	-16.9	4.20	12.09	.5
1245	7.5	6.85	14.42	.777	0.23	-35.5	3.32	12.09	.5
1250	10	6.87	15.05	.773	0.15	-49.3	2.97	12.09	.5
1255	12.5	6.84	14.75	.778	0.14	-57.9	2.91	12.09	.5
1300	15	6.85	14.49	.777	0.09	-63.8	2.48	12.09	.5
1305	17.5	6.86	14.53	.776	0.08	-69.6	3.32	12.09	.5
1310	20	6.86	14.63	.776	0.09	-73.4	2.18	12.09	.5

FIELD EQUIPMENT AND CALIBRATION

	Model	Calibration
Water Level Probe	Heron	Checked Against Calibrated Length
Water Quality Meter	Aqua TROLL 500 w/ flow through cell	Twice Daily Calibration Verification also Calibrated Weekly

GENERAL COMMENTS

Ferrous Iron = 2.47 mg/L

Multi-Parameter Probe Unit # 821289

Field Parameters Measured in Flow-Through Cell

Pump Placement Depth = 27 ft

Pump Rate = .5 L/min

Well Diameter = 2"

Screen Interval = 20-30

	Historic (7-year average low and high / 2021 or Q8 / Avg in Bold)			
ORP	-115.0	122.7	-115.0	**-11.3**
DO	0.09	1.30	0.22	**0.42**
PH	5.98	6.60	6.60	**6.33**
Cond.	0.404	1.060	0.800	**0.702**

WATER SAMPLE COLLECTION FIELD SHEET

GENERAL INFORMATION

SITE NAME	CHAAP	PROJECT NO.	60565355
SAMPLE NO.	G0094-22A	WELL NO.	G0094
DATE/TIME COLLECTED	5-19-22/1445	PERSONNEL	BE, SS
SAMPLE METHOD	PRO-ACTIVE SS MONSOON		
SAMPLE MEDIA:	Groundwater		
SAMPLE QA SPLIT:	YES **NO**	SPLIT SAMPLE NO.	NA
SAMPLE QC DUPLICATE:	**YES** NO	DUPLICATE SAMPLE NO.	G0294-22A @ 1200
MS/MSD REQUESTED	YES **NO**	MS/MSD SAMPLE NO.	NA

SAMPLE CONTAINERS, PRESERVATIVES, ANALYSIS

Sample Container	Preservative	Analysis Requested
2 - 500 mL Amber	6°C	Explosives + MNX (8330A)
3 - 40 mL VOA	6°C, HCl	Methane (RSK 175)
1 - 500 mL HDPE	6°C, H_2S0_4	TKN (351.2), NH_3 (350.1), NO_2/NO_3 (353.2)
1 - 250 mL HDPE	6°C	SO_4 (9056A), Alkalinity (2320B)
1 - 250 mL HDPE	6°C, ZnOAc/NaOH	Sulfide (9034)
1 - 250 mL Amber	6°C	DOC (9060A)

WELL PURGING DATA

Date	5-19-22	Well Depth (ft BTOC)	27.50	
Time Started	1405	Depth to Water (ft BTOC)	~~14.44~~	15.44
Time Completed	1445	Water Column Length	~~13.06~~	12.06
PID Measurements		Well Casing Volume (per ft)	.16	
Background	ND	Volume of Water in Well (L)	Mw ~~2.09~~	1.93
Breathing Zone	ND	Casing Volumes to Purge	NA	
Well Head	ND	Minimum to Purge (L)	20	
Purge Water	ND	Actual Purge (L)	20	

FIELD MEASUREMENTS

Time	Amount Purged (L)	pH	Temperature (Celsius)	Conductivity (mS/cm)	Dissolved Oxygen (mg/L)	Redox (mV)	Turbidity (NTU)	Depth to Water (ft BTOC)	Purge Rate (L/min)
1410	2.5	5.48	15.71	.819	0.05	19.6	7.44	15.71	.5
1415	5.0	5.66	15.29	.805	0.01	20.0	7.43	15.80	.5
1420	7.5	5.81	15.13	.798	0.01	16.8	6.03	15.80	.5
1425	10	5.93	15.14	.797	0.01	12.1	5.95	15.80	.5
1430	12.5	5.99	15.12	.794	0.01	8.0	5.63	15.80	.5
1435	15	6.04	15.04	.795	0.01	3.9	5.82	15.82 DUP	.5
1440	17.5	6.07	14.76	.796	0.01	0.2	5.57	15.83	.5
1445	20	6.10	14.84	.796	0.01	-3.2	5.97	15.83	.5
				Mw					

FIELD EQUIPMENT AND CALIBRATION

	Model	Calibration
Water Level Probe	Heron	Checked Against Calibrated Length
Water Quality Meter	Aqua TROLL 500 w/ flow through cell	Twice Daily Calibration Verification also Calibrated Weekly

GENERAL COMMENTS

Ferrous Iron = 2.18 mg/L

Multi-Parameter Probe Unit # 821289

Field Parameters Measured in Flow-Through Cell

Pump Placement Depth = 22.5 ft

Pump Rate = .5 L/min

Well Diameter = 2"

Screen Interval = 15-25

Historic (7-year average low and high / 2021 or Q8 / Avg in Bold)				
ORP	-62.6	3.7	-30.0	**-25.8**
DO	0.02	0.64	0.03	**0.17**
PH	6.04	6.49	6.39	**6.27**
Cond.	0.791	1.080	0.951	**0.924**

WATER SAMPLE COLLECTION FIELD SHEET

GENERAL INFORMATION

SITE NAME	CHAAP	PROJECT NO.	60565355
SAMPLE NO.	G0095-22A	WELL NO.	G0095
DATE/TIME COLLECTED	5-19-22 / 845	PERSONNEL	AE, SS
SAMPLE METHOD	PRO-ACTIVE SS MONSOON		

SAMPLE MEDIA:	Groundwater			
SAMPLE QA SPLIT:	YES	NO	SPLIT SAMPLE NO.	NA
SAMPLE QC DUPLICATE:	YES	NO	DUPLICATE SAMPLE NO.	NA
MS/MSD REQUESTED	YES	NO	MS/MSD SAMPLE NO.	NA

SAMPLE CONTAINERS, PRESERVATIVES, ANALYSIS

Sample Container	Preservative	Analysis Requested
2 - 500 mL Amber	6°C	Explosives + MNX (8330A)
3 - 40 mL VOA	6°C, HCl	Methane (RSK 175)
1 - 500 mL HDPE	6°C, H_2SO_4	TKN (351.2), NH_3 (350.1), NO_2/NO_3 (353.2)
1 - 250 mL HDPE	6°C	SO_4 (9056A), Alkalinity (2320B)
1 - 250 mL HDPE	6°C, ZnOAc/NaOH	Sulfide (9034)
1 - 250 mL Amber	6°C	DOC (9060A)

WELL PURGING DATA

Date	5-19-22	Well Depth (ft BTOC)	27.09
Time Started	805	Depth to Water (ft BTOC)	17.34
Time Completed	945	Water Column Length	9.75
PID Measurements		Well Casing Volume (per ft)	.16
Background	ND	Volume of Water in Well (L)	1.56
Breathing Zone	ND	Casing Volumes to Purge	NA
Well Head	ND	Minimum to Purge (L)	20
Purge Water	ND	Actual Purge (L)	20

FIELD MEASUREMENTS

Time	Amount Purged (L)	pH	Temperature (Celsius)	Conductivity (mS/cm)	Dissolved Oxygen (mg/L)	Redox (mV)	Turbidity (NTU)	Depth to Water (ft BTOC)	Purge Rate (L/min)
810	2.5	6.75	13.41	2.189	0.04	113.9	5.99	17.34	.5
815	5.0	6.83	13.51	2.175	0.01	-6.3	5.90	17.34	.5
820	7.5	6.84	13.52	2.165	0.01	-76.1	7.16	17.34	.5
825	10	6.85	13.58	2.158	0.01	-99.0	5.36	17.34	.5
830	12.5	6.86	13.61	2.150	0.01	-109.4	5.13	17.34	.5
835	15	6.86	13.66	2.146	0.01	-115.7	4.95	17.34	.5
840	17.5	6.86	13.66	2.143	0.01	-120.1	4.95	17.34	.5
845	20	6.86	13.67	2.137	0.01	-123.1	5.16	17.34	~~.5~~ .5

FIELD EQUIPMENT AND CALIBRATION

	Model	Calibration
Water Level Probe	Heron	Checked Against Calibrated Length
Water Quality Meter	Aqua TROLL 500 w/ flow through cell	Twice Daily Calibration Verification also Calibrated Weekly

GENERAL COMMENTS

Ferrous Iron = 1.90 mg/L

Multi-Parameter Probe Unit # 821289

Field Parameters Measured in Flow-Through Cell

Pump Placement Depth = 22 ft

Pump Rate = .5 L/min

Well Diameter = 2"

Screen Interval = 15-25

	Historic (7-year average low and high / 2021 or Q8 / Avg in Bold)			
ORP	-162.5	-59.6	-162.5	**-101.1**
DO	0.05	1.28	0.05	**0.59**
PH	6.34	6.76	6.73	**6.52**
Cond.	1.017	2.260	2.260	**1.492**

WATER SAMPLE COLLECTION FIELD SHEET

GENERAL INFORMATION

SITE NAME	CHAAP	PROJECT NO.	60565355
SAMPLE NO.	G0096-22A	WELL NO.	G0096
DATE/TIME COLLECTED	5-19-22 / 1445	PERSONNEL	AG
SAMPLE METHOD	PRO-ACTIVE SS MONSOON		JD
SAMPLE MEDIA:	Groundwater		
SAMPLE QA SPLIT:	YES **NO**	SPLIT SAMPLE NO.	NA
SAMPLE QC DUPLICATE:	**YES** NO	DUPLICATE SAMPLE NO.	G0296-22A @ 1500
MS/MSD REQUESTED	YES **NO**	MS/MSD SAMPLE NO.	NA

SAMPLE CONTAINERS, PRESERVATIVES, ANALYSIS

Sample Container	Preservative	Analysis Requested
2 - 500 mL Amber	6°C	Explosives + MNX (8330A)
3 - 40 mL VOA	6°C, HCl	Methane (RSK 175)
1 - 500 mL HDPE	6°C, H_2SO_4	TKN (351.2), NH_3 (350.1), NO_2/NO_3 (353.2)
1 - 250 mL HDPE	6°C	SO_4 (9056A), Alkalinity (2320B)
1 - 250 mL HDPE	6°C, ZnOAc/NaOH	Sulfide (9034)
1 - 250 mL Amber	6°C	DOC (9060A)

WELL PURGING DATA

Date	5-19-22	Well Depth (ft BTOC)	27.93
Time Started	AG 1400	Depth to Water (ft BTOC)	17.57
Time Completed	1445	Water Column Length	10.36
PID Measurements		Well Casing Volume (per ft)	0.62L
Background	ND	Volume of Water in Well (L)	6.423
Breathing Zone	ND	Casing Volumes to Purge	NA
Well Head	ND	Minimum to Purge (L)	22.5
Purge Water	ND	Actual Purge (L)	22.5

FIELD MEASUREMENTS

Time	Amount Purged (L)	pH	Temperature (Celsius)	Conductivity (mS/cm)	Dissolved Oxygen (mg/L)	Redox (mV)	Turbidity (NTU)	Depth to Water (ft BTOC)	Purge Rate (L/min)
1405	2.5	6.37	14.01	1.079	0.01	9.3	9.36	17.64	0.5
1410	5.0	6.22	15.16	1.085	0.01	3.3	6.51	17.63	0.5
1415	7.5	6.21	15.10	1.080	0.01	-2.2	4.13	17.63	0.5
1420	10.0	6.22	15.30	1.091	0.01	-6.0	3.18	17.63	0.5
1425	12.5	6.22	14.91	1.086	0.01	-9.4	2.44	17.63	0.5
1430	15.0	6.23	14.67	1.085	0.01	-13.3	2.40	17.63	0.5
1435	17.5	6.24	14.62	1.089	0.01	-16.1	2.04	17.63	0.5
1440	20.0	6.25	14.52	1.088	0.01	-18.5	1.90	17.63	0.5
1445	22.5	6.27	14.79	1.087	0.01	-20.3	1.79	17.63	0.5
		AG							

FIELD EQUIPMENT AND CALIBRATION

	Model	Calibration
Water Level Probe	Heron	Checked Against Calibrated Length
Water Quality Meter	Aqua TROLL 500 w/ flow through cell	Twice Daily Calibration Verification also Calibrated Weekly

GENERAL COMMENTS

Ferrous Iron = 2.93 mg/L

Multi-Parameter Probe Unit # 863001

Field Parameters Measured in Flow-Through Cell

Pump Placement Depth = 20 ft

Pump Rate = 0.5 L/min

Well Diameter = 2"

Screen Interval = 15-25

	Historic (7-year average low and high / 2021 or Q8 / Avg in Bold)			
ORP	-138.6	65.0	-77.3	**-77.8**
DO	0.01	0.61	0.03	**0.14**
PH	6.19	6.72	6.54	**6.45**
Cond.	0.966	1.230	1.040	**1.083**

WATER SAMPLE COLLECTION FIELD SHEET

GENERAL INFORMATION

SITE NAME	CHAAP	PROJECT NO.	60565355
SAMPLE NO.	G0097-22A	WELL NO.	G0097
DATE/TIME COLLECTED	5-15-22/1210	PERSONNEL	RE, AG
SAMPLE METHOD	PRO-ACTIVE SS MONSOON		
SAMPLE MEDIA:	Groundwater		
SAMPLE QA SPLIT:	YES **NO**	SPLIT SAMPLE NO.	NA
SAMPLE QC DUPLICATE:	YES **NO**	DUPLICATE SAMPLE NO.	NA
MS/MSD REQUESTED	YES **NO**	MS/MSD SAMPLE NO.	NA

SAMPLE CONTAINERS, PRESERVATIVES, ANALYSIS

Sample Container	Preservative	Analysis Requested
2 - 500 mL Amber	6°C	Explosives + MNX (8330A)
3 - 40 mL VOA	6°C, HCl	Methane (RSK 175)
1 - 500 mL HDPE	6°C, H_2SO_4	TKN (351.2), NH_3 (350.1), NO_2/NO_3 (353.2)
1 - 250 mL HDPE	6°C	SO_4 (9056A), Alkalinity (2320B)
1 - 250 mL HDPE	6°C, ZnOAc/NaOH	Sulfide (9034)
1 - 250 mL Amber	6°C	DOC (9060A)

WELL PURGING DATA

Date	5-15-22	Well Depth (ft BTOC)	27.83
Time Started	1130	Depth to Water (ft BTOC)	15.57
Time Completed	1210	Water Column Length	12.26
PID Measurements		Well Casing Volume (per ft)	.16
Background	ND	Volume of Water in Well (L)	1.96
Breathing Zone	ND	Casing Volumes to Purge	NA
Well Head	ND	Minimum to Purge (L)	20
Purge Water	ND	Actual Purge (L)	20

FIELD MEASUREMENTS

Time	Amount Purged (L)	pH	Temperature (Celsius)	Conductivity (mS/cm)	Dissolved Oxygen (mg/L)	Redox (mV)	Turbidity (NTU)	Depth to Water (ft BTOC)	Purge Rate (L/min)
1135	2.5	6.02	14.68	1.184	0.13	-18.9	10.62	15.73	.5
1140	5.6	6.13	14.11	1.192	0.09	-23.0	9.51	15.73	.5
1145	7.5	6.21	14.17	1.194	0.04	-25.1	9.10	15.73	.5
1150	10	6.24	14.60	1.193	0.01	-26.1	8.43	15.73	.5
1155	12.5	6.24	14.36	1.194	0.01	-26.8	8.01	15.73	.5
1200	15	6.25	14.61	1.195	0.01	-27.8	7.51	15.73	.5
1205	17.5	6.24	14.24	1.194	0.01	-28.3	7.37	15.73	.5
~~1210~~ 1210	20	6.24	14.67	1.195	0.01	-29.0	7.20	15.73	.5

FIELD EQUIPMENT AND CALIBRATION

	Model	Calibration
Water Level Probe	Heron	Checked Against Calibrated Length
Water Quality Meter	Aqua TROLL 500 w/ flow through cell	Twice Daily Calibration Verification also Calibrated Weekly

GENERAL COMMENTS

Ferrous Iron = 1.96 mg/L

Multi-Parameter Probe Unit # 821289

Field Parameters Measured in Flow-Through Cell

Pump Placement Depth = 23 ft

Pump Rate = .5 L/min

Well Diameter = 2"

Screen Interval = 15-25

	Historic (7-year average low and high / 2021 or Q8 / Avg in Bold)			
ORP	-196.8	172.8	-196.8	**-47.0**
DO	0.05	2.85	0.05	**0.86**
PH	5.69	6.82	6.26	**6.11**
Cond.	0.903	2.180	1.425	**1.423**

WATER SAMPLE COLLECTION FIELD SHEET

GENERAL INFORMATION

SITE NAME	CHAAP	PROJECT NO.	60565355
SAMPLE NO.	G0098-22A	WELL NO.	G0098
DATE/TIME COLLECTED	5 RE-15-22 / 1100	PERSONNEL	AE, AG
SAMPLE METHOD	PRO-ACTIVE SS MONSOON		

SAMPLE MEDIA:	Groundwater			
SAMPLE QA SPLIT:	YES	**NO**	SPLIT SAMPLE NO.	NA
SAMPLE QC DUPLICATE:	YES	**NO**	DUPLICATE SAMPLE NO.	NA
MS/MSD REQUESTED	YES	**NO**	MS/MSD SAMPLE NO.	NA

SAMPLE CONTAINERS, PRESERVATIVES, ANALYSIS

Sample Container	Preservative	Analysis Requested
2 - 500 mL Amber	6°C	Explosives + MNX (8330A)
3 - 40 mL VOA	6°C, HCl	Methane (RSK 175)
1 - 500 mL HDPE	6°C, H_2SO_4	TKN (351.2), NH_3 (350.1), NO_2/NO_3 (353.2)
1 - 250 mL HDPE	6°C	SO_4 (9056A), Alkalinity (2320B)
1 - 250 mL HDPE	6°C, ZnOAc/NaOH	Sulfide (9034)
1 - 250 mL Amber	6°C	DOC (9060A)

WELL PURGING DATA

Date	5 RE-15-22	Well Depth (ft BTOC)	27.85
Time Started	1020	Depth to Water (ft BTOC)	15.31
Time Completed	1100	Water Column Length	12.54
PID Measurements		Well Casing Volume (per ft)	.16
Background	ND	Volume of Water in Well (L)	2.01
Breathing Zone	ND	Casing Volumes to Purge	NA
Well Head	ND	Minimum to Purge (L)	20
Purge Water	ND	Actual Purge (L)	20

FIELD MEASUREMENTS

Time	Amount Purged (L)	pH	Temperature (Celsius)	Conductivity (mS/cm)	Dissolved Oxygen (mg/L)	Redox (mV)	Turbidity (NTU)	Depth to Water (ft BTOC)	Purge Rate (L/min)
1025	2.5	6.20	13.45	.869	0.11	-5.0	6.18	15.37	.5
1030	5.0	6.22	13.81	.870	0.08	-21.6	6.36	15.37	.5
1035	7.5	6.24	13.98	.873	0.06	-28.7	7.09	15.37	.5
1040	10	6.25	14.25	.877	0.04	-34.0	6.80	15.37	.5
1045	12.5	6.27	13.81	.894	0.03	-38.3	5.93	15.37	.5
1050	15	6.29	13.89	.914	0.01	-43.2	5.72	15.37	.5
1055	17.5	6.31	14.01	.925	0.01	-48.2	5.24	15.37	.5
1100	20	6.30	14.21	.935	0.01	-52.4	4.95	15.37	.5

FIELD EQUIPMENT AND CALIBRATION

	Model	Calibration
Water Level Probe	Heron	Checked Against Calibrated Length
Water Quality Meter	Aqua TROLL 500 w/ flow through cell	Twice Daily Calibration Verification also Calibrated Weekly

GENERAL COMMENTS

Ferrous Iron = 2.08 mg/L

Multi-Parameter Probe Unit # 821289

Field Parameters Measured in Flow-Through Cell

Pump Placement Depth = 23' ft

Pump Rate = .5 L/min

Well Diameter = 2"

Screen Interval = 15-25

	Historic (7-year average low and high / 2021 or Q8 / Avg in Bold)			
ORP	-175.3	92.3	-175.3	**-51.4**
DO	0.08	0.51	0.08	**0.36**
PH	5.64	6.69	6.18	**6.17**
Cond.	0.495	1.057	1.057	**0.751**

WATER SAMPLE COLLECTION FIELD SHEET

GENERAL INFORMATION

SITE NAME	CHAAP	PROJECT NO.	60565355
SAMPLE NO.	G0099-22A	WELL NO.	G0099
DATE/TIME COLLECTED	5-16-22 / 1110	PERSONNEL	A E, SS
SAMPLE METHOD	PRO-ACTIVE SS MONSOON		

SAMPLE MEDIA: **Groundwater**

SAMPLE QA SPLIT:	YES	**NO**	SPLIT SAMPLE NO.	NA
SAMPLE QC DUPLICATE:	YES	**NO**	DUPLICATE SAMPLE NO.	NA
MS/MSD REQUESTED	YES	**NO**	MS/MSD SAMPLE NO.	NA

SAMPLE CONTAINERS, PRESERVATIVES, ANALYSIS

Sample Container	Preservative	Analysis Requested
2 - 500 mL Amber	6°C	Explosives + MNX (8330A)
3 - 40 mL VOA	6°C, HCl	Methane (RSK 175)
1 - 500 mL HDPE	6°C, H_2S0_4	TKN (351.2), NH_3 (350.1), NO_2/NO_3 (353.2)
1 - 250 mL HDPE	6°C	SO_4 (9056A), Alkalinity (2320B)
1 - 250 mL HDPE	6°C, ZnOAc/NaOH	Sulfide (9034)
1 - 250 mL Amber	6°C	DOC (9060A)

WELL PURGING DATA

Date	5-16-22	Well Depth (ft BTOC)	27.40
Time Started	1030	Depth to Water (ft BTOC)	14.85
Time Completed	1110	Water Column Length	12.55
PID Measurements		Well Casing Volume (per ft)	.16
Background	ND	Volume of Water in Well (L)	2.01
Breathing Zone	ND	Casing Volumes to Purge	NA
Well Head	ND	Minimum to Purge (L)	20
Purge Water	ND	Actual Purge (L)	20

FIELD MEASUREMENTS

Time	Amount Purged (L)	pH	Temperature (Celsius)	Conductivity (mS/cm)	Dissolved Oxygen (mg/L)	Redox (mV)	Turbidity (NTU)	Depth to Water (ft BTOC)	Purge Rate (L/min)
M									
1035	2.5	6.06	15.45	.724	0.20	185.0	12.60	15.02	.5
1040	5.0	6.11	15.34	.727	0.12	176.8	7.73	15.05	.5
1045	7.5	6.16	15.56	.727	0.09	168.9	5.78	15.05	.5
1050	10	6.17	15.69	.727	0.07	162.4	5.68	15.05	.5
1055	12.5	6.18	15.66	.727	0.05	155.4	5.02	15.05	.5
1100	15	6.24	15.53	.727	0.04	150.3	4.80	15.05	.5
1105	17.5	6.18	15.62	.726	0.03	146.2	4.55	15.05	.5
1110	20	6.20	15.85	.725	0.03	143.1	4.95	15.05	.5
			M						

FIELD EQUIPMENT AND CALIBRATION

	Model	Calibration
Water Level Probe	Heron	Checked Against Calibrated Length
Water Quality Meter	Aqua TROLL 500 w/ flow through cell	Twice Daily Calibration Verification also Calibrated Weekly

GENERAL COMMENTS

Ferrous Iron = 0.53 mg/L

Multi-Parameter Probe Unit # 821284

Field Parameters Measured in Flow-Through Cell

Pump Placement Depth = 22.5 ft

Pump Rate = .5 L/min

Well Diameter = 2"

Screen Interval = 15-25

	Historic (7-year average low and high / 2021 or Q8 / Avg in Bold)			
ORP	-79.2	254.4	49.6	**22.3**
DO	0.06	3.06	0.06	**0.84**
PH	5.61	6.67	6.34	**6.16**
Cond.	0.465	0.767	0.767	**0.617**

WATER SAMPLE COLLECTION FIELD SHEET

GENERAL INFORMATION

SITE NAME	CHAAP	PROJECT NO.	60565355
SAMPLE NO.	G0100-22A	WELL NO.	G0100
DATE/TIME COLLECTED	5-19-22/950	PERSONNEL	AE, SS
SAMPLE METHOD	PRO-ACTIVE SS MONSOON		

SAMPLE MEDIA:	Groundwater			
SAMPLE QA SPLIT:	YES	NO	SPLIT SAMPLE NO.	NA
SAMPLE QC DUPLICATE:	YES	NO	DUPLICATE SAMPLE NO.	NA
MS/MSD REQUESTED	YES	NO	MS/MSD SAMPLE NO.	NA

SAMPLE CONTAINERS, PRESERVATIVES, ANALYSIS

Sample Container	Preservative	Analysis Requested
2 - 500 mL Amber	6°C	Explosives + MNX (8330A)
3 - 40 mL VOA	6°C, HCl	Methane (RSK 175)
1 - 500 mL HDPE	6°C, H_2SO_4	TKN (351.2), NH_3 (350.1), NO_2/NO_3 (353.2)
1 - 250 mL HDPE	6°C	SO_4 (9056A), Alkalinity (2320B)
1 - 250 mL HDPE	6°C, ZnOAc/NaOH	Sulfide (9034)
1 - 250 mL Amber	6°C	DOC (9060A)

WELL PURGING DATA

Date	5-19-22	Well Depth (ft BTOC)	27.85
Time Started	910	Depth to Water (ft BTOC)	18.36
Time Completed	950	Water Column Length	9.49
PID Measurements		Well Casing Volume (per ft)	.16
Background	ND	Volume of Water in Well (L)	1.52
Breathing Zone	ND	Casing Volumes to Purge	NA
Well Head	ND	Minimum to Purge (L)	20
Purge Water	ND	Actual Purge (L)	20

FIELD MEASUREMENTS

Time	Amount Purged (L)	pH	Temperature (Celsius)	Conductivity (mS/cm)	Dissolved Oxygen (mg/L)	Redox (mV)	Turbidity (NTU)	Depth to Water (ft BTOC)	Purge Rate (L/min)
915	2.5	6.69	14.26	1.972	0.27	18.1	6.91	18.34	.5
920	5.0	6.71	14.51	1.964	0.15	-29.5	5.80	18.34	.5
925	7.5	6.71	14.73	1.959	0.11	-48.5	5.39	18.34	.5
930	10	6.71	14.75	1.956	0.06	-59.0	5.67	18.34	.5
935	12.5	6.70	14.82	1.953	0.01	-65.9	5.44	18.34	.5
940	15	6.69	14.86	1.952	0.01	-70.7	5.06	18.34	.5
945	17.5	6.69	15.03	1.949	0.01	-74.9	5.15	18.34	.5
950	20	6.68	15.03	1.947	0.01	-77.4	4.89	18.34	.5

FIELD EQUIPMENT AND CALIBRATION

	Model	Calibration
Water Level Probe	Heron	Checked Against Calibrated Length
Water Quality Meter	Aqua TROLL 500 w/ flow through cell	Twice Daily Calibration Verification also Calibrated Weekly

GENERAL COMMENTS

Ferrous Iron = 2.54 mg/L

Multi-Parameter Probe Unit # 821289

Field Parameters Measured in Flow-Through Cell

Pump Placement Depth = 23 ft

Pump Rate = .5 L/L/min

Well Diameter = 2"

Screen Interval = 15-25

	Historic (7-year average low and high / 2021 or Q8 / Avg in Bold)			
ORP	-197.8	-47.6	-197.8	**-87.5**
DO	0.01	1.52	0.01	**0.65**
PH	6.19	6.55	6.55	**6.40**
Cond.	1.013	2.000	2.000	**1.445**

WATER SAMPLE COLLECTION FIELD SHEET

GENERAL INFORMATION

SITE NAME	CHAAP	PROJECT NO.	60565355
SAMPLE NO.	G0101-22A	WELL NO.	G0101
DATE/TIME COLLECTED	5-19-22 / 0945	PERSONNEL	AG
SAMPLE METHOD	PRO-ACTIVE SS MONSOON		JO
SAMPLE MEDIA:	Groundwater		
SAMPLE QA SPLIT:	YES **NO**	SPLIT SAMPLE NO.	NA
SAMPLE QC DUPLICATE:	YES **NO**	DUPLICATE SAMPLE NO.	NA
MS/MSD REQUESTED	YES **NO**	MS/MSD SAMPLE NO.	NA

SAMPLE CONTAINERS, PRESERVATIVES, ANALYSIS

Sample Container	Preservative	Analysis Requested
2 - 500 mL Amber	6°C	Explosives + MNX (8330A)
3 - 40 mL VOA	6°C, HCl	Methane (RSK 175)
1 - 500 mL HDPE	6°C, H_2S0_4	TKN (351.2), NH_3 (350.1), NO_2/NO_3 (353.2)
1 - 250 mL HDPE	6°C	SO_4 (9056A), Alkalinity (2320B)
1 - 250 mL HDPE	6°C, ZnOAc/NaOH	Sulfide (9034)
1 - 250 mL Amber	6°C	DOC (9060A)

WELL PURGING DATA

Date	5-19-22	Well Depth (ft BTOC)	27.90
Time Started	0900	Depth to Water (ft BTOC)	18.57
Time Completed	0945	Water Column Length	9.33
PID Measurements		Well Casing Volume (per ft)	0.62L
Background	ND	Volume of Water in Well (L)	5.78
Breathing Zone	ND	Casing Volumes to Purge	NA
Well Head	ND	Minimum to Purge (L)	22.5
Purge Water	ND	Actual Purge (L)	22.5

FIELD MEASUREMENTS

Time	Amount Purged (L)	pH	Temperature (Celsius)	Conductivity (mS/cm)	Dissolved Oxygen (mg/L)	Redox (mV)	Turbidity (NTU)	Depth to Water (ft BTOC)	Purge Rate (L/min)
0905	2.5	6.83	13.50	1.905	0.10	-15.1	7.30	18.59	0.5
0910	5.0	6.74	13.73	1.866	0.03	-16.2	4.33	18.60	0.5
0915	7.5	6.68	13.92	1.837	0.04	-21.5	2.66	18.60	0.5
0920	10.0	6.68	14.28	1.825	0.05	-28.0	2.16	18.60	0.5
0925	12.5	6.69	14.52	1.819	0.11	-34.4	2.43	18.60	0.5
0930	15.0	6.70	14.14	1.805	0.09	-39.3	1.79	18.60	0.5
0935	17.5	6.71	14.20	1.801	0.10	-43.6	2.00	18.60	0.5
0940	20.0	6.72	14.33	1.803	0.08	-46.8	1.60	18.60	0.5
0945	22.5	6.73	14.71	1.797	0.08	-49.5	1.50	18.60	0.5
			AG						

FIELD EQUIPMENT AND CALIBRATION

	Model	Calibration
Water Level Probe	Heron	Checked Against Calibrated Length
Water Quality Meter	Aqua TROLL 500 w/ flow through cell	Twice Daily Calibration Verification also Calibrated Weekly

GENERAL COMMENTS

Ferrous Iron = 2.72 mg/L

Multi-Parameter Probe Unit # 863001

Field Parameters Measured in Flow-Through Cell

Pump Placement Depth = 20 ft

Pump Rate = 0.5 L/min

Well Diameter = 2"

Screen Interval = 15-25

	Historic (7-year average low and high / 2021 or Q8 / Avg in Bold)			
ORP	-63.1	29.7	-58.6	**-7.9**
DO	0.04	1.24	0.04	**0.51**
PH	6.42	6.79	6.64	**6.61**
Cond.	1.316	2.590	2.340	**1.930**

WATER SAMPLE COLLECTION FIELD SHEET

GENERAL INFORMATION

SITE NAME	CHAAP	PROJECT NO.	60565355
SAMPLE NO.	G0102-22A	WELL NO.	G0102
DATE/TIME COLLECTED	5-17-22 / 1410	PERSONNEL	AG
SAMPLE METHOD	PRO-ACTIVE SS MONSOON		JO
SAMPLE MEDIA:	Groundwater		
SAMPLE QA SPLIT:	YES **NO**	SPLIT SAMPLE NO.	NA
SAMPLE QC DUPLICATE:	YES **NO**	DUPLICATE SAMPLE NO.	NA
MS/MSD REQUESTED	YES **NO**	MS/MSD SAMPLE NO.	NA

SAMPLE CONTAINERS, PRESERVATIVES, ANALYSIS

Sample Container	Preservative	Analysis Requested
2 - 500 mL Amber	6°C	Explosives + MNX (8330A)
3 - 40 mL VOA	6°C, HCl	Methane (RSK 175)
1 - 500 mL HDPE	6°C, H_2SO_4	TKN (351.2), NH_3 (350.1), NO_2/NO_3 (353.2)
1 - 250 mL HDPE	6°C	SO_4 (9056A), Alkalinity (2320B)
1 - 250 mL HDPE	6°C, ZnOAc/NaOH	Sulfide (9034)
1 - 250 mL Amber	6°C	DOC (9060A)

WELL PURGING DATA

Date	5-17-22	Well Depth (ft BTOC)	28.19
Time Started	1325	Depth to Water (ft BTOC)	13.51 ~~13.70~~ AG
Time Completed	1410	Water Column Length	14.68
PID Measurements		Well Casing Volume (per ft)	0.62L
Background	ND	Volume of Water in Well (L)	9.10
Breathing Zone	ND	Casing Volumes to Purge	NA
Well Head	ND	Minimum to Purge (L)	22.5
Purge Water	ND	Actual Purge (L)	22.5

FIELD MEASUREMENTS

Time	Amount Purged (L)	pH	Temperature (Celsius)	Conductivity (mS/cm)	Dissolved Oxygen (mg/L)	Redox (mV)	Turbidity (NTU)	Depth to Water (ft BTOC)	Purge Rate (L/min)
1330	2.5	7.34	13.14	2.577	0.06	-253.6	4.92	13.56	0.5
1335	5.0	7.14	12.61	2.514	0.04	-258.2	2.01	13.56	0.5
1340	7.5	7.09	12.57	2.463	0.02	-263.2	0.68	13.56	0.5
1345	10.0	7.06	12.12	2.442	0.01	-266.7	2.08	13.56	0.5
1350	12.5	7.04	12.16	2.446	0.01	-269.0	2.05	13.56	0.5
1355	15.0	7.03	12.18	2.438	0.01	-271.6	1.76	13.56	0.5
1400	17.5	7.03	12.23	2.440	0.01	-273.3	1.89	13.56	0.5
1405	20.0	7.04	12.19	2.435	0.01	-273.9	1.69	13.56	0.5
1410	22.5	7.05	12.28	2.432	0.01	-274.6	1.68	13.56	0.5
		AG							

FIELD EQUIPMENT AND CALIBRATION

	Model	Calibration
Water Level Probe	Heron	Checked Against Calibrated Length
Water Quality Meter	Aqua TROLL 500 w/ flow through cell	Twice Daily Calibration Verification also Calibrated Weekly

GENERAL COMMENTS

Ferrous Iron = 2.10 mg/L

Multi-Parameter Probe Unit # 863001

Field Parameters Measured in Flow-Through Cell

Pump Placement Depth = 20 ft

Pump Rate = 0.5 L/min

Well Diameter = 2"

Screen Interval = 15-25

	Historic (7-year average low and high / 2021 or Q8 / Avg in Bold)			
ORP	-409.9	-60.0	-409.9	**-288.7**
DO	0.01	0.43	0.01	**0.10**
PH	6.68	7.29	7.14	**6.96**
Cond.	0.805	2.769	2.769	**2.223**

WATER SAMPLE COLLECTION FIELD SHEET

GENERAL INFORMATION

SITE NAME	CHAAP	PROJECT NO.	60565355
SAMPLE NO.	G0103-22A	WELL NO.	G0103
DATE/TIME COLLECTED	5-17-22 / 1310	PERSONNEL	AG JO
SAMPLE METHOD	PRO-ACTIVE SS MONSOON		
SAMPLE MEDIA:	Groundwater		
SAMPLE QA SPLIT:	YES **NO**	SPLIT SAMPLE NO.	NA
SAMPLE QC DUPLICATE:	YES **NO**	DUPLICATE SAMPLE NO.	NA
MS/MSD REQUESTED	YES **NO**	MS/MSD SAMPLE NO.	NA

SAMPLE CONTAINERS, PRESERVATIVES, ANALYSIS

Sample Container	Preservative	Analysis Requested
2 - 500 mL Amber	6°C	Explosives + MNX (8330A)
3 - 40 mL VOA	6°C, HCl	Methane (RSK 175)
1 - 500 mL HDPE	6°C, H_2SO_4	TKN (351.2), NH_3 (350.1), NO_2/NO_3 (353.2)
1 - 250 mL HDPE	6°C	SO_4 (9056A), Alkalinity (2320B)
1 - 250 mL HDPE	6°C, ZnOAc/NaOH	Sulfide (9034)
1 - 250 mL Amber	6°C	DOC (9060A)

WELL PURGING DATA

Date	5-17-22	Well Depth (ft BTOC)	28.22
Time Started	1225	Depth to Water (ft BTOC)	AG 14T3.70
Time Completed	1310	Water Column Length	13.52
PID Measurements		Well Casing Volume (per ft)	0.62
Background	ND	Volume of Water in Well (L)	8.38
Breathing Zone	ND	Casing Volumes to Purge	NA
Well Head	ND	Minimum to Purge (L)	22.5
Purge Water	ND	Actual Purge (L)	22.5

FIELD MEASUREMENTS

Time	Amount Purged (L)	pH	Temperature (Celsius)	Conductivity (mS/cm)	Dissolved Oxygen (mg/L)	Redox (mV)	Turbidity (NTU)	Depth to Water (ft BTOC)	Purge Rate (L/min)
1230	2.5	7.18	12.74	2.219	0.08	-337.0	26.00	14.30	0.5
1235	5.0	7.09	12.16	2.223	0.07	-333.6	28.00	14.50	0.5
1240	7.5	7.06	13.20	2.336	0.05	-341.5	28.00	14.13	0.5
1245	10.0	7.06	13.21	2.356	0.05	-343.1	2.78	14.15	0.5
1250	12.5	7.10	13.30	2.382	0.05	-348.4	2.52	14.15	0.5
1255	15.0	7.15	13.16	2.408	0.05	-353.5	3.01	14.15	0.5
1300	17.5	7.17	13.35	2.425	0.05	-355.1	3.17	14.15	0.5
1305	20.0	7.19	13.38	2.435	0.05	-358.1	3.05	14.15	0.5
1310	22.5	7.21	13.37	2.431	0.05	-359.6	2.88	14.15	0.5
						AG			

FIELD EQUIPMENT AND CALIBRATION

	Model	Calibration
Water Level Probe	Heron	Checked Against Calibrated Length
Water Quality Meter	Aqua TROLL 500 w/ flow through cell	Twice Daily Calibration Verification also Calibrated Weekly

GENERAL COMMENTS

Ferrous Iron = 0.78 mg/L

Multi-Parameter Probe Unit # 863001

Field Parameters Measured in Flow-Through Cell

Pump Placement Depth = 19 ft

Pump Rate = 0.5 L/min

Well Diameter = 2"

Screen Interval = 14-24

	Historic (7-year average low and high / 2021 or Q8 / Avg in Bold)			
ORP	-379.3	-265.3	-379.3	**-314.0**
DO	0.05	0.97	0.05	**0.43**
PH	5.79	6.82	6.75	**6.28**
Cond.	1.528	2.560	2.560	**2.189**

WATER SAMPLE COLLECTION FIELD SHEET

GENERAL INFORMATION

SITE NAME	CHAAP	PROJECT NO.	60565355
SAMPLE NO.	G0104-22A	WELL NO.	G0104
DATE/TIME COLLECTED	5-17-22 / 1205	PERSONNEL	AG
SAMPLE METHOD	PRO-ACTIVE SS MONSOON		JO

SAMPLE MEDIA: **Groundwater**

SAMPLE QA SPLIT:	YES	**NO**	SPLIT SAMPLE NO.	NA
SAMPLE QC DUPLICATE:	YES	**NO**	DUPLICATE SAMPLE NO.	NA
MS/MSD REQUESTED	YES	**NO**	MS/MSD SAMPLE NO.	NA

SAMPLE CONTAINERS, PRESERVATIVES, ANALYSIS

Sample Container	Preservative	Analysis Requested
2 - 500 mL Amber	6°C	Explosives + MNX (8330A)
3 - 40 mL VOA	6°C, HCl	Methane (RSK 175)
1 - 500 mL HDPE	6°C, H_2S0_4	TKN (351.2), NH_3 (350.1), NO_2/NO_3 (353.2)
1 - 250 mL HDPE	6°C	SO_4 (9056A), Alkalinity (2320B)
1 - 250 mL HDPE	6°C, ZnOAc/NaOH	Sulfide (9034)
1 - 250 mL Amber	6°C	DOC (9060A)

WELL PURGING DATA

Date	5-17-22	Well Depth (ft BTOC)	28.04
Time Started	1120	Depth to Water (ft BTOC)	12.96
Time Completed	1205	Water Column Length	15.08
PID Measurements		Well Casing Volume (per ft)	0.62
Background	ND	Volume of Water in Well (L)	9.35
Breathing Zone	NO	Casing Volumes to Purge	NA
Well Head	NO	Minimum to Purge (L)	22.5
Purge Water	NO	Actual Purge (L)	22.5

FIELD MEASUREMENTS

Time	Amount Purged (L)	pH	Temperature (Celsius)	Conductivity (mS/cm)	Dissolved Oxygen (mg/L)	Redox (mV)	Turbidity (NTU)	Depth to Water (ft BTOC)	Purge Rate (L/min)
1125	2.5	6.88	13.29	2.024	0.13	-101.5	27.00	13.00	0.5
1130	5.0	6.92	13.08	2.027	0.07	-154.3	4.19	13.00	0.5
1135	7.5	6.91	12.66	2.026	0.04	-206.1	2.28	13.00	0.5
1140	10.0	6.88	12.62	2.030	0.03	-246.3	2.40	13.00	0.5
1145	12.5	6.84	12.66	2.037	0.03	-264.7	2.22	13.00	0.5
1150	15.0	6.84	12.61	2.045	0.02	-278.5	1.77	13.00	0.5
1155	17.5	6.85	12.50	2.061	0.02	-295.8	1.47	13.00	0.5
1200	20.0	6.87	12.73	2.070	0.02	-305.2	1.38	13.00	0.5
1205	22.5	6.89	12.93	2.073	0.02	-310.1	1.10	13.00	0.5
								& AG	
					AG				

FIELD EQUIPMENT AND CALIBRATION

	Model	Calibration
Water Level Probe	Heron	Checked Against Calibrated Length
Water Quality Meter	Aqua TROLL 500 w/ flow through cell	Twice Daily Calibration Verification also Calibrated Weekly

GENERAL COMMENTS

Ferrous Iron = 5.3 mg/L (2.65 diluted)

Multi-Parameter Probe Unit # 863001

Field Parameters Measured in Flow-Through Cell

Pump Placement Depth = 20 ft

Pump Rate = 0.5 L/min

Well Diameter = 2"

Screen Interval = 15-25

	Historic (7-year average low and high / 2021 or Q8 / Avg in Bold)			
ORP	-351.3	-140.0	-146.4	**-226.4**
DO	0.01	1.23	0.01	**0.51**
PH	6.73	6.96	6.90	**6.86**
Cond.	1.725	2.590	2.220	**2.286**

WATER SAMPLE COLLECTION FIELD SHEET

GENERAL INFORMATION

SITE NAME	CHAAP	PROJECT NO.	60565355
SAMPLE NO.	G0105-22A	WELL NO.	G0105
DATE/TIME COLLECTED	5-17-22 / 1055	PERSONNEL	AG JO
SAMPLE METHOD	PRO-ACTIVE SS MONSOON		
SAMPLE MEDIA:	Groundwater		
SAMPLE QA SPLIT:	YES **NO**	SPLIT SAMPLE NO.	NA
SAMPLE QC DUPLICATE:	YES **NO**	DUPLICATE SAMPLE NO.	NA
MS/MSD REQUESTED	YES **NO**	MS/MSD SAMPLE NO.	NA

SAMPLE CONTAINERS, PRESERVATIVES, ANALYSIS

Sample Container	Preservative	Analysis Requested
2 - 500 mL Amber	6°C	Explosives + MNX (8330A)
3 - 40 mL VOA	6°C, HCl	Methane (RSK 175)
1 - 500 mL HDPE	6°C, H_2S0_4	TKN (351.2), NH_3 (350.1), NO_2/NO_3 (353.2)
1 - 250 mL HDPE	6°C	SO_4 (9056A), Alkalinity (2320B)
1 - 250 mL HDPE	6°C, ZnOAc/NaOH	Sulfide (9034)
1 - 250 mL Amber	6°C	DOC (9060A)

WELL PURGING DATA

Date	5-17-22	Well Depth (ft BTOC)	28.18
Time Started	1010	Depth to Water (ft BTOC)	13.03
Time Completed	1055	Water Column Length	15.15
PID Measurements		Well Casing Volume (per ft)	0.62
Background	ND	Volume of Water in Well (L)	9.39
Breathing Zone	ND	Casing Volumes to Purge	NA
Well Head	NO	Minimum to Purge (L)	22.5
Purge Water	ND	Actual Purge (L)	22.5

FIELD MEASUREMENTS

Time	Amount Purged (L)	pH	Temperature (Celsius)	Conductivity (mS/cm)	Dissolved Oxygen (mg/L)	Redox (mV)	Turbidity (NTU)	Depth to Water (ft BTOC)	Purge Rate (L/min)
1015	2.5	7.11	12.25	2.242	0.10	-67.7	3.36	13.13	0.5
1020	5.0	7.11	12.12	2.336	0.07	-72.3	2.74	13.14	0.5
1025	7.5	7.11	12.10	2.232	0.06	-75.2	1.18	13.14	0.5
1030	10.0	7.11	12.04	2.331	0.04	-78.6	1.26	13.14	0.5
1035	12.5	7.12	12.01	2.230	0.04	-81.2	1.31	13.14	0.5
1040	15.0	7.14	11.91	2.231	0.03	-83.9	1.26	13.14	0.5
1045	17.5	7.16	11.98	2.231	0.03	-86.4	2.76	13.14	0.5
1050	20.0	7.17	11.96	2.226	0.03	-88.6	0.22	13.14	0.5
1055	22.5	7.18	12.01	2.226	0.03	-90.7	0.20	13.14	0.5
					AG				

FIELD EQUIPMENT AND CALIBRATION

	Model	Calibration
Water Level Probe	Heron	Checked Against Calibrated Length
Water Quality Meter	Aqua TROLL 500 w/ flow through cell	Twice Daily Calibration Verification also Calibrated Weekly

GENERAL COMMENTS

Ferrous Iron = 2.49 mg/L

Multi-Parameter Probe Unit # 863001

Field Parameters Measured in Flow-Through Cell

Pump Placement Depth = 20 ft

Pump Rate = 0.5L/min

Well Diameter = 2"

Screen Interval = 15-25

	Historic (7-year average low and high / 2021 or Q8 / Avg in Bold)			
ORP	-358.7	-52.7	-128.7	**-190.3**
DO	0.01	1.16	0.01	**0.55**
PH	6.65	7.46	6.96	**7.00**
Cond.	2.184	2.673	2.450	**2.401**

WATER SAMPLE COLLECTION FIELD SHEET

GENERAL INFORMATION

SITE NAME	CHAAP	PROJECT NO.	60565355
SAMPLE NO.	G0106-22A	WELL NO.	G0106
DATE/TIME COLLECTED	5-17-22 / 0840	PERSONNEL	AG JO
SAMPLE METHOD	PRO-ACTIVE SS MONSOON		
SAMPLE MEDIA:	Groundwater		
SAMPLE QA SPLIT:	YES **NO**	SPLIT SAMPLE NO.	NA
SAMPLE QC DUPLICATE:	YES **NO**	DUPLICATE SAMPLE NO.	NA
MS/MSD REQUESTED	YES **NO**	MS/MSD SAMPLE NO.	NA

SAMPLE CONTAINERS, PRESERVATIVES, ANALYSIS

Sample Container	Preservative	Analysis Requested
2 - 500 mL Amber	6°C	Explosives + MNX (8330A)
3 - 40 mL VOA	6°C, HCl	Methane (RSK 175)
1 - 500 mL HDPE	6°C, H_2S0_4	TKN (351.2), NH_3 (350.1), NO_2/NO_3 (353.2)
1 - 250 mL HDPE	6°C	SO_4 (9056A), Alkalinity (2320B)
1 - 250 mL HDPE	6°C, ZnOAc/NaOH	Sulfide (9034)
1 - 250 mL Amber	6°C	DOC (9060A)

WELL PURGING DATA

Date	5-17-22	Well Depth (ft BTOC)	28.02
Time Started	0755	Depth to Water (ft BTOC)	13.67
Time Completed	0840	Water Column Length	14.35
PID Measurements		Well Casing Volume (per ft)	0.62
Background	ND	Volume of Water in Well (L)	8.90
Breathing Zone	ND	Casing Volumes to Purge	NA
Well Head	ND	Minimum to Purge (L)	22.5
Purge Water	ND	Actual Purge (L)	22.5

FIELD MEASUREMENTS

Time	Amount Purged (L)	pH	Temperature (Celsius)	Conductivity (mS/cm)	Dissolved Oxygen (mg/L)	Redox (mV)	Turbidity (NTU)	Depth to Water (ft BTOC)	Purge Rate (L/min)
0800	2.5	6.87	12.12	2.430	0.25	-42.2	34.0	13.74	0.5
0805	5.0	6.85	12.14	2.382	0.27	-46.1	19.0	13.74	0.5
0810	7.5	6.84	12.16	2.357	0.19	-47.4	21.24	13.74	0.5
0815	10.0	6.84	12.14	2.346	0.14	-44.8	6.84	13.74	0.5
0820	12.5	6.85	12.14	2.335	0.12	-42.9	3.29	13.74	0.5
0825	15.0	6.85	12.16	2.329	0.10	-42.6	1.81	13.74	0.5
0830	17.5	6.86	12.14	2.325 AG	0.09	-42.9	0.99	13.74	0.5
0835	20.0	6.88	12.26	2.322	0.08	-43.5	1.23	13.74	0.5
0840	22.5	6.90	12.32	2.319	0.08	-44.3	0.68	13.74	0.5

FIELD EQUIPMENT AND CALIBRATION

	Model	Calibration
Water Level Probe	Heron	Checked Against Calibrated Length
Water Quality Meter	Aqua TROLL 500 w/ flow through cell	Twice Daily Calibration Verification also Calibrated Weekly

GENERAL COMMENTS

Ferrous Iron = 2.27 mg/L

Multi-Parameter Probe Unit # 863001

Field Parameters Measured in Flow-Through Cell

Pump Placement Depth = 20 ft

Pump Rate = ~~20~~ AG 0.5 L/min

Well Diameter = 2"

Screen Interval = 15-25

	Historic (7-year average low and high / 2021 or Q8 / Avg in Bold)			
ORP	-95.0	30.6	-17.3	**-14.8**
DO	0.04	1.06	0.04	**0.62**
PH	6.68	7.36	6.90	**7.00**
Cond.	1.999	2.489	2.460	**2.252**

WATER SAMPLE COLLECTION FIELD SHEET

GENERAL INFORMATION

SITE NAME	CHAAP	PROJECT NO.	60565355
SAMPLE NO.	G0107-22A	WELL NO.	G0107
DATE/TIME COLLECTED	5-17-22 / 0950	PERSONNEL	AG
SAMPLE METHOD	PRO-ACTIVE SS MONSOON		JO

SAMPLE MEDIA: **Groundwater**

SAMPLE QA SPLIT:	YES	**NO**	SPLIT SAMPLE NO.	NA
SAMPLE QC DUPLICATE:	YES	**NO**	DUPLICATE SAMPLE NO.	NA
MS/MSD REQUESTED	YES	**NO**	MS/MSD SAMPLE NO.	NA

SAMPLE CONTAINERS, PRESERVATIVES, ANALYSIS

Sample Container	Preservative	Analysis Requested
2 - 500 mL Amber	6°C	Explosives + MNX (8330A)
3 - 40 mL VOA	6°C, HCl	Methane (RSK 175)
1 - 500 mL HDPE	6°C, H_2SO_4	TKN (351.2), NH_3 (350.1), NO_2/NO_3 (353.2)
1 - 250 mL HDPE	6°C	SO_4 (9056A), Alkalinity (2320B)
1 - 250 mL HDPE	6°C, ZnOAc/NaOH	Sulfide (9034)
1 - 250 mL Amber	6°C	DOC (9060A)

WELL PURGING DATA

Date	5-17-22	Well Depth (ft BTOC)	28.26
Time Started	0905	Depth to Water (ft BTOC)	12.95
Time Completed	0950	Water Column Length	15.31
PID Measurements		Well Casing Volume (per ft)	0.62
Background	ND	Volume of Water in Well (L)	9.49
Breathing Zone	ND	Casing Volumes to Purge	NA
Well Head	ND	Minimum to Purge (L)	22.5
Purge Water	ND	Actual Purge (L)	22.5

FIELD MEASUREMENTS

Time	Amount Purged (L)	pH	Temperature (Celsius)	Conductivity (mS/cm)	Dissolved Oxygen (mg/L)	Redox (mV)	Turbidity (NTU)	Depth to Water (ft BTOC)	Purge Rate (L/min)
0910	2.5	7.05	12.09	2.330	0.08	-46.7	60.00	13.04	0.5
0915	5.0	6.97	13.09	2.329	0.04	-54.4	31.24	13.00	0.5
0920	7.5	7.02	12.96	2.322	0.04	-59.4	27.11	13.00	0.5
0925	10.0	7.04	13.02	2.325	0.04	-62.5	19.91	13.00	0.5
0930	12.5	7.06	13.31	2.327	0.04	-65.4	17.56	13.00	0.5
0935	15.0	7.10	13.10	2.318	0.04	-67.6	11.33	13.00	0.5
0940	17.5	7.10	13.17	2.317	0.05	-68.8	10.76	13.00	0.5
0945	20.0	7.11	13.12	2.316	0.04	-69.6	8.57	13.00	0.5
0950	22.5	7.11	12.91	2.311	0.03	-70.4	6.38	13.00	0.5
		AG							

FIELD EQUIPMENT AND CALIBRATION

	Model	Calibration
Water Level Probe	Heron	Checked Against Calibrated Length
Water Quality Meter	Aqua TROLL 500 w/ flow through cell	Twice Daily Calibration Verification also Calibrated Weekly

GENERAL COMMENTS

Ferrous Iron = 0.86 mg/L

Multi-Parameter Probe Unit # 863001

Field Parameters Measured in Flow-Through Cell

Pump Placement Depth = 20 ft

Pump Rate = 0.5 L/min

Well Diameter = 2"

Screen Interval = 15-25

	Historic (7-year average low and high / 2021 or Q8 / Avg in Bold)			
ORP	-202.0	-22.6	-99.0	**-96.5**
DO	0.01	1.13	0.01	**0.63**
PH	6.54	7.32	6.95	**6.94**
Cond.	2.081	2.540	2.480	**2.388**

WATER SAMPLE COLLECTION FIELD SHEET

GENERAL INFORMATION

SITE NAME	CHAAP	PROJECT NO.	60565355
SAMPLE NO.	G0108-22A	WELL NO.	G0108
DATE/TIME COLLECTED	~~5~~ MM-14-22 / 1430	PERSONNEL	AE, AG
SAMPLE METHOD	PRO-ACTIVE SS MONSOON		

SAMPLE MEDIA:	Groundwater			
SAMPLE QA SPLIT:	YES	NO	SPLIT SAMPLE NO.	NA
SAMPLE QC DUPLICATE:	YES	NO	DUPLICATE SAMPLE NO.	NA
MS/MSD REQUESTED	YES	NO	MS/MSD SAMPLE NO.	NA

SAMPLE CONTAINERS, PRESERVATIVES, ANALYSIS

Sample Container	Preservative	Analysis Requested
2 - 500 mL Amber	6°C	Explosives + MNX (8330A)
3 - 40 mL VOA	6°C, HCl	Methane (RSK 175)
1 - 500 mL HDPE	6°C, H_2S0_4	TKN (351.2), NH_3 (350.1), NO_2/NO_3 (353.2)
1 - 250 mL HDPE	6°C	SO_4 (9056A), Alkalinity (2320B)
1 - 250 mL HDPE	6°C, ZnOAc/NaOH	Sulfide (9034)
1 - 250 mL Amber	6°C	DOC (9060A)

WELL PURGING DATA

Date	~~5~~ MM-14-22	Well Depth (ft BTOC)	27.62
Time Started	1350	Depth to Water (ft BTOC)	15.22
Time Completed	1430	Water Column Length	12.4
PID Measurements		Well Casing Volume (per ft)	.16
Background	ND	Volume of Water in Well (L)	1.99
Breathing Zone	ND	Casing Volumes to Purge	NA
Well Head	ND	Minimum to Purge (L)	20
Purge Water	ND	Actual Purge (L)	20

FIELD MEASUREMENTS

Time	Amount Purged (L)	pH	Temperature (Celsius)	Conductivity (mS/cm)	Dissolved Oxygen (mg/L)	Redox (mV)	Turbidity (NTU)	Depth to Water (ft BTOC)	Purge Rate (L/min)
1355	2.5	6.31	15.26	1.628	0.07	-128.2	11.1	15.26	.5
1400	5.0	6.33	15.21	1.602	0.04	-129.7	8.96	15.26	.5
1405	7.5	6.36	15.06	1.594	0.01	-130.3	8.53	15.26	.5
1410	10	6.39	14.87	1.587	0.01	-130.2	8.43	15.26	.5
1415	12.5	6.39	14.82	1.577	0.01	-129.9	8.10	15.26	.5
1420	15	6.43	15.15	1.572	0.01	-130.6	7.85	15.26	.5
1425	17.5	6.44	15.29	1.564	0.01	-130.4	7.91	15.26	.5
1430	20	6.45	15.18	1.559	0.01	-130.7	7.79	15.26	.5

MM

FIELD EQUIPMENT AND CALIBRATION

	Model	Calibration
Water Level Probe	Heron	Checked Against Calibrated Length
Water Quality Meter	Aqua TROLL 500 w/ flow through cell	Twice Daily Calibration Verification also Calibrated Weekly

GENERAL COMMENTS

Ferrous Iron = 2.22 mg/L

Multi-Parameter Probe Unit # 821284

Field Parameters Measured in Flow-Through Cell

Pump Placement Depth = 22.5 ft

Pump Rate = .5 L/min

Well Diameter = 2"

Screen Interval = 15-25

	Historic (7-year average low and high / 2021 or Q8 / Avg in Bold)			
ORP	-114.0	-44.7	-114.0	**-80.9**
DO	0.21	0.96	0.25	**0.56**
PH	5.75	6.56	6.56	**6.18**
Cond.	0.796	1.167	1.167	**0.938**

WATER SAMPLE COLLECTION FIELD SHEET

GENERAL INFORMATION

SITE NAME	CHAAP	PROJECT NO.	60565355
SAMPLE NO.	G0109-22A	WELL NO.	G0109
DATE/TIME COLLECTED	5 Apr-14-22/1220	PERSONNEL	RE, AC
SAMPLE METHOD	PRO-ACTIVE SS MONSOON		

SAMPLE MEDIA:	Groundwater			
SAMPLE QA SPLIT:	YES	NO	SPLIT SAMPLE NO.	NA
SAMPLE QC DUPLICATE:	YES	NO	DUPLICATE SAMPLE NO.	NA
MS/MSD REQUESTED	YES	NO	MS/MSD SAMPLE NO.	NA

SAMPLE CONTAINERS, PRESERVATIVES, ANALYSIS

Sample Container	Preservative	Analysis Requested
2 - 500 mL Amber	6°C	Explosives + MNX (8330A)
3 - 40 mL VOA	6°C, HCl	Methane (RSK 175)
1 - 500 mL HDPE	6°C, H_2S0_4	TKN (351.2), NH_3 (350.1), NO_2/NO_3 (353.2)
1 - 250 mL HDPE	6°C	SO_4 (9056A), Alkalinity (2320B)
1 - 250 mL HDPE	6°C, ZnOAc/NaOH	Sulfide (9034)
1 - 250 mL Amber	6°C	DOC (9060A)

WELL PURGING DATA

Date	5 Apr-14-22	Well Depth (ft BTOC)	27.65
Time Started	1140	Depth to Water (ft BTOC)	12.98
Time Completed	1220	Water Column Length	14.67
PID Measurements		Well Casing Volume (per ft)	.16
Background	ND	Volume of Water in Well (L)	2.35
Breathing Zone	ND	Casing Volumes to Purge	NA
Well Head	ND	Minimum to Purge (L)	20
Purge Water	ND	Actual Purge (L)	20

FIELD MEASUREMENTS

Time	Amount Purged (L)	pH	Temperature (Celsius)	Conductivity (mS/cm)	Dissolved Oxygen (mg/L)	Redox (mV)	Turbidity (NTU)	Depth to Water (ft BTOC)	Purge Rate (L/min)
1145	2.5	6.34	15.06	.703	0.06	-26.3	28.2	12.98	.5
1150	5.0	6.37	15.31	.702	0.03	-40.9	23.0	12.98	.5
1155	7.5	6.41	15.44	.701	0.02	-50.3	15.6	12.98	.5
1200	10	6.41	15.63	.700	0.01	-54.9	13.1	12.98	.5
1205	12.5	6.42	16.16	.701	0.01	-58.2	10.94	12.98	.5
1210	15	6.43	16.47	.699	0.01	-61.4	10.80	12.98	.5
1215	17.5	6.42	16.52	.698	0.01	-63.7	10.74	12.98	.5
1220	20	6.41	16.63	.697	0.01	-65.3	10.68	12.98	.5

FIELD EQUIPMENT AND CALIBRATION

	Model	Calibration
Water Level Probe	Heron	Checked Against Calibrated Length
Water Quality Meter	Aqua TROLL 500 w/ flow through cell	Twice Daily Calibration Verification also Calibrated Weekly

GENERAL COMMENTS

Ferrous Iron = 2.94 mg/L

Multi-Parameter Probe Unit # 821289

Field Parameters Measured in Flow-Through Cell

Pump Placement Depth = 22.5 ft

Pump Rate = .5 L/min

Well Diameter = 2"

Screen Interval = 15-25

	Historic (7-year average low and high / 2021 or Q8 / Avg in Bold)			
ORP	-118.0	-1.2	-112.9	**-55.2**
DO	0.07	1.62	0.07	**0.75**
PH	6.24	7.31	6.86	**6.55**
Cond.	0.456	0.742	0.735	**0.636**

WATER SAMPLE COLLECTION FIELD SHEET

GENERAL INFORMATION

SITE NAME	CHAAP	PROJECT NO.	60565355
SAMPLE NO.	G0110-22A	WELL NO.	G0110
DATE/TIME COLLECTED	5/14-22/ 1110	PERSONNEL	AE, AG
SAMPLE METHOD	PRO-ACTIVE SS MONSOON		

SAMPLE MEDIA:	Groundwater			
SAMPLE QA SPLIT:	YES	NO	SPLIT SAMPLE NO.	NA
SAMPLE QC DUPLICATE:	YES	NO	DUPLICATE SAMPLE NO.	NA
MS/MSD REQUESTED	YES	NO	MS/MSD SAMPLE NO.	NA

SAMPLE CONTAINERS, PRESERVATIVES, ANALYSIS

Sample Container	Preservative	Analysis Requested
2 - 500 mL Amber	6°C	Explosives + MNX (8330A)
3 - 40 mL VOA	6°C, HCl	Methane (RSK 175)
1 - 500 mL HDPE	6°C, H_2SO_4	TKN (351.2), NH_3 (350.1), NO_2/NO_3 (353.2)
1 - 250 mL HDPE	6°C	SO_4 (9056A), Alkalinity (2320B)
1 - 250 mL HDPE	6°C, ZnOAc/NaOH	Sulfide (9034)
1 - 250 mL Amber	6°C	DOC (9060A)

WELL PURGING DATA

Date	5/14-22	Well Depth (ft BTOC)	28.28
Time Started	1030	Depth to Water (ft BTOC)	14.23
Time Completed	1110	Water Column Length	14.05
PID Measurements		Well Casing Volume (per ft)	.16
Background	ND	Volume of Water in Well (L)	2.25
Breathing Zone	ND	Casing Volumes to Purge	NA
Well Head	ND	Minimum to Purge (L)	20
Purge Water	ND	Actual Purge (L)	20

FIELD MEASUREMENTS

Time	Amount Purged (L)	pH	Temperature (Celsius)	Conductivity (mS/cm)	Dissolved Oxygen (mg/L)	Redox (mV)	Turbidity (NTU)	Depth to Water (ft BTOC)	Purge Rate (L/min)
1035	2.5	6.23	15.98	1.189	0.10	-48.9	38.1	14.26	.5
1040	5.0	6.29	16.13	1.186	0.07	-61.0	28.5	14.26	.5
1045	7.5	6.33	16.02	1.183	0.05	-69.6	23.2	14.26	.5
1050	10	6.35	16.43	1.185	0.05	-75.3	20.0	14.26	.5
1055	12.5	6.35	16.59	1.176	0.04	-79.2	15.5	14.26	.5
1100	15	6.35	16.76	1.176	0.01	-82.7	15.9	14.26	.5
1105	17.5	6.36	16.46	1.178	0.01	-86.3	16.1	14.26	.5
1110	20	6.34	16.73	1.179	0.01	-88.1	16.3	14.26	.5

FIELD EQUIPMENT AND CALIBRATION

	Model	Calibration
Water Level Probe	Heron	Checked Against Calibrated Length
Water Quality Meter	Aqua TROLL 500 w/ flow through cell	Twice Daily Calibration Verification also Calibrated Weekly

GENERAL COMMENTS

Ferrous Iron = 2.38 mg/L

Multi-Parameter Probe Unit # 821284

Field Parameters Measured in Flow-Through Cell

Pump Placement Depth = 23 ft

Pump Rate = .5 L/min

Well Diameter = 2"

Screen Interval = 15-25

	Historic (7-year average low and high / 2021 or Q8 / Avg in Bold)			
ORP	-94.0	13.8	-89.5	**-54.1**
DO	0.26	1.50	0.26	**0.55**
PH	6.01	6.30	6.30	**6.17**
Cond.	0.745	1.405	1.405	**1.079**

WATER SAMPLE COLLECTION FIELD SHEET

GENERAL INFORMATION

SITE NAME	CHAAP	PROJECT NO.	60565355
SAMPLE NO.	G0111-22A	WELL NO.	G0111
DATE/TIME COLLECTED	5-19-22/1315	PERSONNEL	AE, SS
SAMPLE METHOD	PRO-ACTIVE SS MONSOON		
SAMPLE MEDIA:	Groundwater		
SAMPLE QA SPLIT:	YES **NO**	SPLIT SAMPLE NO.	NA
SAMPLE QC DUPLICATE:	**YES** NO	DUPLICATE SAMPLE NO.	G0311-22A @ 0800
MS/MSD REQUESTED	YES **NO**	MS/MSD SAMPLE NO.	NA

SAMPLE CONTAINERS, PRESERVATIVES, ANALYSIS

Sample Container	Preservative	Analysis Requested
2 - 500 mL Amber	6°C	Explosives + MNX (8330A)
3 - 40 mL VOA	6°C, HCl	Methane (RSK 175)
1 - 500 mL HDPE	6°C, H_2SO_4	TKN (351.2), NH_3 (350.1), NO_2/NO_3 (353.2)
1 - 250 mL HDPE	6°C	SO_4 (9056A), Alkalinity (2320B)
1 - 250 mL HDPE	6°C, ZnOAc/NaOH	Sulfide (9034)
1 - 250 mL Amber	6°C	DOC (9060A)

WELL PURGING DATA

Date	5-19-22	Well Depth (ft BTOC)	27.54
Time Started	1235	Depth to Water (ft BTOC)	19.96
Time Completed	1315	Water Column Length	7.58
PID Measurements		Well Casing Volume (per ft)	.16
Background	ND	Volume of Water in Well (L)	1.21
Breathing Zone	ND	Casing Volumes to Purge	NA
Well Head	ND	Minimum to Purge (L)	20
Purge Water	ND	Actual Purge (L)	20

FIELD MEASUREMENTS

Time	Amount Purged (L)	pH	Temperature (Celsius)	Conductivity (mS/cm)	Dissolved Oxygen (mg/L)	Redox (mV)	Turbidity (NTU)	Depth to Water (ft BTOC)	Purge Rate (L/min)
1240	2.5	6.22	16.37	1.809	0.06	-5.1	7.54	19.96	.5
1245	5.0	6.31	17.14	1.797	0.01	-9.8	6.96	19.96	.5
1250	7.5	6.35	17.29	1.795	0.01	-14.2	5.70	19.96	.5
1255	10	6.36	17.35	1.794	0.01	-17.8	5.52	19.96	.5
1300	12.5	6.36	17.66	1.792	0.01	-20.7	5.41	19.96	.5
1305	15	6.37	17.87	1.791	0.01	-23.9	5.86	19.96	.5
1310	17.5	6.35	17.94	1.789	0.01	-25.2	5.67	19.96	.5
1315	20	6.34	17.91	1.789	0.01	-26.9	5.41	19.96	.5

FIELD EQUIPMENT AND CALIBRATION

	Model	Calibration
Water Level Probe	Heron	Checked Against Calibrated Length
Water Quality Meter	Aqua TROLL 500 w/ flow through cell	Twice Daily Calibration Verification also Calibrated Weekly

GENERAL COMMENTS

Ferrous Iron = 2.46 mg/L

Multi-Parameter Probe Unit # 821289

Field Parameters Measured in Flow-Through Cell

Pump Placement Depth = 22.5 ft

Pump Rate = .15 L/min

Well Diameter = 2"

Screen Interval = 15-25

	Historic (7-year average low and high / 2021 or Q8 / Avg in Bold)			
ORP	-213.0	14.0	-9.2	**-94.1**
DO	0.01	0.86	0.02	**0.23**
PH	6.38	7.06	6.44	**6.67**
Cond.	1.620	2.170	2.112	**1.959**

WATER SAMPLE COLLECTION FIELD SHEET

GENERAL INFORMATION

SITE NAME	CHAAP	PROJECT NO.	60565355
SAMPLE NO.	G0112-22A	WELL NO.	G0112
DATE/TIME COLLECTED	5-15-22 / 1320	PERSONNEL	ME, AG
SAMPLE METHOD	PRO-ACTIVE SS MONSOON		
SAMPLE MEDIA:	Groundwater		
SAMPLE QA SPLIT:	YES **NO**	SPLIT SAMPLE NO.	~~NB~~ NA
SAMPLE QC DUPLICATE:	YES **NO**	DUPLICATE SAMPLE NO.	NA
MS/MSD REQUESTED	YES **NO**	MS/MSD SAMPLE NO.	NA

SAMPLE CONTAINERS, PRESERVATIVES, ANALYSIS

Sample Container	Preservative	Analysis Requested
2 - 500 mL Amber	6°C	Explosives + MNX (8330A)
3 - 40 mL VOA	6°C, HCl	Methane (RSK 175)
1 - 500 mL HDPE	6°C, H_2SO_4	TKN (351.2), NH_3 (350.1), NO_2/NO_3 (353.2)
1 - 250 mL HDPE	6°C	SO_4 (9056A), Alkalinity (2320B)
1 - 250 mL HDPE	6°C, ZnOAc/NaOH	Sulfide (9034)
1 - 250 mL Amber	6°C	DOC (9060A)

WELL PURGING DATA

Date	5-15-22	Well Depth (ft BTOC)	27.94
Time Started	1240	Depth to Water (ft BTOC)	13.46
Time Completed	1320	Water Column Length	14.48
PID Measurements		Well Casing Volume (per ft)	.16
Background	ND	Volume of Water in Well (L)	2.32
Breathing Zone	ND	Casing Volumes to Purge	NA
Well Head	ND	Minimum to Purge (L)	20
Purge Water	ND	Actual Purge (L)	20

FIELD MEASUREMENTS

Time	Amount Purged (L)	pH	Temperature (Celsius)	Conductivity (mS/cm)	Dissolved Oxygen (mg/L)	Redox (mV)	Turbidity (NTU)	Depth to Water (ft BTOC)	Purge Rate (L/min)
1245	2.5	6.38	13.32	.802	0.11	41.1	10.11	13.48	.5
1250	5.0	6.45	13.36	.810	0.06	16.9	8.20	13.48	.5
1255	7.5	6.47	13.49	.819	0.03	4.7	4.99	13.48	.5
1300	10	6.48	13.65	.822	0.01	-2.8	3.02	13.48	.5
1305	12.5	6.46	13.89	.823	0.01	-7.9	2.19	13.48	.5
1310	15	6.42	14.15	.824	0.01	-11.2	1.91	13.48	.5
1315	17.5	6.41	13.91	.825	0.01	-14.3	1.76	13.48	.5
1320	20	6.41	14.03	.824	0.01	-16.2	1.32	13.48	.5

FIELD EQUIPMENT AND CALIBRATION

	Model	Calibration
Water Level Probe	Heron	Checked Against Calibrated Length
Water Quality Meter	Aqua TROLL 500 w/ flow through cell	Twice Daily Calibration Verification also Calibrated Weekly

GENERAL COMMENTS

Ferrous Iron = 2.64 mg/L

Multi-Parameter Probe Unit # 821289

Field Parameters Measured in Flow-Through Cell

Pump Placement Depth = 23 ft

Pump Rate = .5 L/min

Well Diameter = 2"

Screen Interval = 15-25

Historic (7-year average low and high / 2021 or Q8 / Avg in Bold)				
ORP	-111.1	191.7	-111.1	**14.1**
DO	0.02	0.86	0.02	**0.52**
PH	6.26	6.64	6.64	**6.44**
Cond.	0.563	0.778	0.778	**0.643**

WATER SAMPLE COLLECTION FIELD SHEET

GENERAL INFORMATION

SITE NAME	CHAAP	PROJECT NO.	60565355
SAMPLE NO.	G0113-22A	WELL NO.	G0113
DATE/TIME COLLECTED	5~~6~~ AR-14-22 / 1550	PERSONNEL	ME, AG
SAMPLE METHOD	PRO-ACTIVE SS MONSOON		

SAMPLE MEDIA:	Groundwater			
SAMPLE QA SPLIT:	YES	NO	SPLIT SAMPLE NO.	NA
SAMPLE QC DUPLICATE:	YES	NO	DUPLICATE SAMPLE NO.	NA
MS/MSD REQUESTED	YES	NO	MS/MSD SAMPLE NO.	NA

SAMPLE CONTAINERS, PRESERVATIVES, ANALYSIS

Sample Container	Preservative	Analysis Requested
2 - 500 mL Amber	6°C	Explosives + MNX (8330A)
3 - 40 mL VOA	6°C, HCl	Methane (RSK 175)
1 - 500 mL HDPE	6°C, H_2S0_4	TKN (351.2), NH_3 (350.1), NO_2/NO_3 (353.2)
1 - 250 mL HDPE	6°C	SO_4 (9056A), Alkalinity (2320B)
1 - 250 mL HDPE	6°C, ZnOAc/NaOH	Sulfide (9034)
1 - 250 mL Amber	6°C	DOC (9060A)

WELL PURGING DATA

Date	5~~6~~ AR-14-22	Well Depth (ft BTOC)	28.01
Time Started	1510	Depth to Water (ft BTOC)	15.34
Time Completed	1550	Water Column Length	12.67
PID Measurements		Well Casing Volume (per ft)	.16
Background	ND	Volume of Water in Well (L)	2.03
Breathing Zone	ND	Casing Volumes to Purge	NA
Well Head	ND	Minimum to Purge (L)	20
Purge Water	ND	Actual Purge (L)	20

FIELD MEASUREMENTS

Time	Amount Purged (L)	pH	Temperature (Celsius)	Conductivity (mS/cm)	Dissolved Oxygen (mg/L)	Redox (mV)	Turbidity (NTU)	Depth to Water (ft BTOC)	Purge Rate (L/min)
1515	2.5	5.99	15.58	.796	0.22	-13.3	8.52 AR 27.6	15.38	.5
1520	5.0	5.99	15.83	.776	0.14	-16.9	17.2	15.38	.5
1525	7.5	6.16	15.88	.757	0.03	-8.8	~~12.0~~	15.38	.5
1530	10	6.20	15.93	.755	0.01	-20.0	7.41	15.38	.5
1535	12.5	6.22	15.94	.755	0.01	-25.6	7.38	15.38	.5
1540	15	6.20	15.77	.755	0.01	-28.3	7.47	15.38	.5
1545	17.5	6.26	15.93	.754	0.01	-29.9	7.56	15.30	.5
1550	20	6.21	15.94	.754	0.01	-31.9	7.00	15.50	.5

Me

FIELD EQUIPMENT AND CALIBRATION

	Model	Calibration
Water Level Probe	Heron	Checked Against Calibrated Length
Water Quality Meter	Aqua TROLL 500 w/ flow through cell	Twice Daily Calibration Verification also Calibrated Weekly

GENERAL COMMENTS

Ferrous Iron = 3.19 mg/L

Multi-Parameter Probe Unit # 821289

Field Parameters Measured in Flow-Through Cell

Pump Placement Depth = 23 ft

Pump Rate = .5 L/min

Well Diameter = 2"

Screen Interval = 15-25

Historic (7-year average low and high / 2021 or Q8 / Avg in Bold)

ORP	-212.2	30.7	-212.2	**-75.4**
DO	0.03	1.69	0.03	**0.62**
PH	5.23	6.46	6.40	**6.17**
Cond.	0.593	1.984	0.820	**0.982**

WATER SAMPLE COLLECTION FIELD SHEET

GENERAL INFORMATION

SITE NAME	CHAAP	PROJECT NO.	60565355
SAMPLE NO.	G0114-22A	WELL NO.	G0114
DATE/TIME COLLECTED	5 May-14-22 / 1325	PERSONNEL	AE, AG
SAMPLE METHOD	PRO-ACTIVE SS MONSOON		

SAMPLE MEDIA:	Groundwater			
SAMPLE QA SPLIT:	YES	**NO**	SPLIT SAMPLE NO.	NA
SAMPLE QC DUPLICATE:	YES	**NO**	DUPLICATE SAMPLE NO.	NA
MS/MSD REQUESTED	YES	**NO**	MS/MSD SAMPLE NO.	NA

SAMPLE CONTAINERS, PRESERVATIVES, ANALYSIS

Sample Container	Preservative	Analysis Requested
2 - 500 mL Amber	6°C	Explosives + MNX (8330A)
3 - 40 mL VOA	6°C, HCl	Methane (RSK 175)
1 - 500 mL HDPE	6°C, H_2S0_4	TKN (351.2), NH_3 (350.1), NO_2/NO_3 (353.2)
1 - 250 mL HDPE	6°C	SO_4 (9056A), Alkalinity (2320B)
1 - 250 mL HDPE	6°C, ZnOAc/NaOH	Sulfide (9034)
1 - 250 mL Amber	6°C	DOC (9060A)

WELL PURGING DATA

Date	5 May-14-22	Well Depth (ft BTOC)	27.02
Time Started	1245	Depth to Water (ft BTOC)	13.86
Time Completed	1325	Water Column Length	13.16
PID Measurements		Well Casing Volume (per ft)	.16
Background	ND	Volume of Water in Well (L)	2.1
Breathing Zone	ND	Casing Volumes to Purge	NA
Well Head	ND	Minimum to Purge (L)	20
Purge Water	ND	Actual Purge (L)	20

FIELD MEASUREMENTS

Time	Amount Purged (L)	pH	Temperature (Celsius)	Conductivity (mS/cm)	Dissolved Oxygen (mg/L)	Redox (mV)	Turbidity (NTU)	Depth to Water (ft BTOC)	Purge Rate (L/min)
1250	2.5	6.01	14.73	.672	0.08	-59.9	16.0	13.88	.5
1255	5.0	6.24	14.87	.680	0.01	-75.8	12.0	13.88	.5
1300	7.5	6.27	14.48	.683	0.01	-80.3	8.13	13.88	.5
1305	10	6.33	14.57	.684	0.01	-84.6	7.73	13.88	.5
1310	12.5	6.37	14.94	.682	0.01	-87.6	6.71	13.88	.5
1315	15	6.36	14.63	.682	0.01	-89.2	6.61	13.88	.5
1320	17.5	6.37	15.09	.683	0.01	-90.3	6.39	13.88	.5
1325	20	6.33	14.92	.683	0.01	-90.6	6.43	13.88	.5

FIELD EQUIPMENT AND CALIBRATION

	Model	Calibration
Water Level Probe	Heron	Checked Against Calibrated Length
Water Quality Meter	Aqua TROLL 500 w/ flow through cell	Twice Daily Calibration Verification also Calibrated Weekly

GENERAL COMMENTS

Ferrous Iron = 2.84 mg/L

Multi-Parameter Probe Unit # 821289

Field Parameters Measured in Flow-Through Cell

Pump Placement Depth = 22 ft

Pump Rate = .5 L/min

Well Diameter = 2"

Screen Interval = 15-25

Historic (7-year average low and high / 2021 or Q8 / Avg in Bold)				
ORP	-96.0	110.9	-94.0	**-40.5**
DO	0.23	1.53	0.32	**0.59**
PH	6.12	6.63	6.34	**6.31**
Cond.	0.523	0.779	0.701	**0.632**

WATER SAMPLE COLLECTION FIELD SHEET

GENERAL INFORMATION

SITE NAME	CHAAP	PROJECT NO.	60565355
SAMPLE NO.	G0115-22A	WELL NO.	G0115
DATE/TIME COLLECTED	5-19-22/0845	PERSONNEL	AG
SAMPLE METHOD	PRO-ACTIVE SS MONSOON		JO
SAMPLE MEDIA:	Groundwater		
SAMPLE QA SPLIT:	YES **NO**	SPLIT SAMPLE NO.	NA
SAMPLE QC DUPLICATE:	YES **NO**	DUPLICATE SAMPLE NO.	NA
MS/MSD REQUESTED	YES **NO**	MS/MSD SAMPLE NO.	NA

SAMPLE CONTAINERS, PRESERVATIVES, ANALYSIS

Sample Container	Preservative	Analysis Requested
2 - 500 mL Amber	6°C	Explosives + MNX (8330A)
3 - 40 mL VOA	6°C, HCl	Methane (RSK 175)
1 - 500 mL HDPE	6°C, H_2SO_4	TKN (351.2), NH_3 (350.1), NO_2/NO_3 (353.2)
1 - 250 mL HDPE	6°C	SO_4 (9056A), Alkalinity (2320B)
1 - 250 mL HDPE	6°C, ZnOAc/NaOH	Sulfide (9034)
1 - 250 mL Amber	6°C	DOC (9060A)

WELL PURGING DATA

Date	5-19-22	Well Depth (ft BTOC)	32.25
Time Started	0800	Depth to Water (ft BTOC)	16.35
Time Completed	0845	Water Column Length	15.9
PID Measurements		Well Casing Volume (per ft)	0.62 L
Background	ND	Volume of Water in Well (L)	9.86
Breathing Zone	ND	Casing Volumes to Purge	NA
Well Head	ND	Minimum to Purge (L)	22.5
Purge Water	ND	Actual Purge (L)	22.5

FIELD MEASUREMENTS

Time	Amount Purged (L)	pH	Temperature (Celsius)	Conductivity (mS/cm)	Dissolved Oxygen (mg/L)	Redox (mV)	Turbidity (NTU)	Depth to Water (ft BTOC)	Purge Rate (L/min)
						AG			
0805	2.5	6.71	13.36	2.055	0.06	-24.8	5.40	16.42	0.5
0810	5.0	6.63	13.47	2.006	0.02	-3.6	3.78	16.42	0.5
0815	7.5	6.59	13.44	2.001	0.01	-26.5	2.91	16.42	0.5
0820	10.0	6.57	13.42	1.987	0.06	-39.2	2.68	16.42	0.5
0825	12.5	6.58	13.47	1.983	0.04	-48.2	2.45	16.42	0.5
0830	15.0	6.67	13.62	1.951	0.24	-36.7	4.54	16.42	0.5
0835	17.5	6.64	13.72	1.948	0.05	-41.5	4.66	16.42	0.5
0840	20.0	6.63	AG 14.06	1.943	0.02	-49.6	4.16	16.42	0.5
0845	22.5	6.64	14.10	1.939	0.05	-57.0	4.05	16.42	0.5
			AG						

FIELD EQUIPMENT AND CALIBRATION

	Model	Calibration
Water Level Probe	Heron	Checked Against Calibrated Length
Water Quality Meter	Aqua TROLL 500 w/ flow through cell	Twice Daily Calibration Verification also Calibrated Weekly

GENERAL COMMENTS

Ferrous Iron = 0.46 mg/L

Multi-Parameter Probe Unit # 863001

Field Parameters Measured in Flow-Through Cell

Pump Placement Depth = 25 ft

Pump Rate = 0.5 L/min

Well Diameter = 2"

Screen Interval = 20-30

	Historic (7-year average low and high / 2021 or Q8 / Avg in Bold)			
ORP	-138.0	-72.1	-135.0	**-98.8**
DO	0.05	3.29	0.05	**0.83**
PH	6.25	6.80	6.57	**6.48**
Cond.	1.351	2.280	2.280	**1.733**

WATER SAMPLE COLLECTION FIELD SHEET

GENERAL INFORMATION

SITE NAME	CHAAP	PROJECT NO.	60565355
SAMPLE NO.	G0116-22A	WELL NO.	G0116
DATE/TIME COLLECTED	5 May-13-22 / 1440	PERSONNEL	AE, GC
SAMPLE METHOD	PRO-ACTIVE SS MONSOON		
SAMPLE MEDIA:	Groundwater		
SAMPLE QA SPLIT:	YES **NO**	SPLIT SAMPLE NO.	NA
SAMPLE QC DUPLICATE:	YES **NO**	DUPLICATE SAMPLE NO.	NA
MS/MSD REQUESTED	YES **NO**	MS/MSD SAMPLE NO.	NA

SAMPLE CONTAINERS, PRESERVATIVES, ANALYSIS

Sample Container	Preservative	Analysis Requested
2 - 500 mL Amber	6°C	Explosives + MNX (8330A)
3 - 40 mL VOA	6°C, HCl	Methane (RSK 175)
1 - 500 mL HDPE	6°C, H_2SO_4	TKN (351.2), NH_3 (350.1), NO_2/NO_3 (353.2)
1 - 250 mL HDPE	6°C	SO_4 (9056A), Alkalinity (2320B)
1 - 250 mL HDPE	6°C, ZnOAc/NaOH	Sulfide (9034)
1 - 250 mL Amber	6°C	DOC (9060A)

WELL PURGING DATA

Date	5 May-13-22	Well Depth (ft BTOC)	33.20
Time Started	1340	Depth to Water (ft BTOC)	13.75
Time Completed	1440	Water Column Length	19.45
PID Measurements		Well Casing Volume (per ft)	.16
Background	ND	Volume of Water in Well (L)	3.11
Breathing Zone	ND	Casing Volumes to Purge	NA
Well Head	ND	Minimum to Purge (L)	20
Purge Water	ND	Actual Purge (L)	30

FIELD MEASUREMENTS

Time	Amount Purged (L)	pH	Temperature (Celsius)	Conductivity (mS/cm)	Dissolved Oxygen (mg/L)	Redox (mV)	Turbidity (NTU)	Depth to Water (ft BTOC)	Purge Rate (L/min)
1345	2.5	6.08	16.07	2.381	0.75	-122.0	6.09	13.87	.5
1350	5.0	6.29	17.42	2.372	0.49	-139.6	8.33	13.82	.5
1355	7.5	6.41	17.26	2.364	0.42	-152.4	6.87	13.82	.5
1400	10	6.46	16.72	2.347	0.29	-165.3	6.95	13.82	.5
1405	12.5	6.54	17.18	2.337	0.31	-179.4	7.20	13.82	.5
1410	15	6.59	17.35	2.288	0.29	-192.1	7.47	13.82	.5
1415	17.5	6.59	17.41	2.136	0.20	-206.4	8.48	13.82	.5
1420	20	6.61	17.78	1.624	0.22	-222.5	8.15	13.82	.5
1425	22.5	6.60	17.65	1.378	0.15	-234.4	7.99	13.82	.5
1430	25	6.61	16.73	2.327	0.06	-247.5	7.72	13.82	.5
1435	27.5	6.62	16.77	2.332	0.05	-260.2	7.97	13.82	.5
1440	30	6.64	16.81	2.323	0.05	-266.3	7.73	13.82	.5

FIELD EQUIPMENT AND CALIBRATION

	Model	Calibration
Water Level Probe	Heron	Checked Against Calibrated Length
Water Quality Meter	Aqua TROLL 500 w/ flow through cell	Twice Daily Calibration Verification also Calibrated Weekly

GENERAL COMMENTS

Ferrous Iron = 3.05 mg/L

Multi-Parameter Probe Unit # 821289

Field Parameters Measured in Flow-Through Cell

Pump Placement Depth = 28 ft

Pump Rate = .5 L/min

Well Diameter = 2"

Screen Interval = 20-30

	Historic (7-year average low and high / 2021 or Q8 / Avg in Bold)			
ORP	-296.0	24.6	-295.1	**-141.3**
DO	0.03	3.21	0.03	**1.69**
PH	5.13	6.96	6.57	**6.13**
Cond.	1.610	2.400	2.380	**1.948**

WATER SAMPLE COLLECTION FIELD SHEET

GENERAL INFORMATION

SITE NAME	CHAAP	PROJECT NO.	60565355
SAMPLE NO.	G0117-22A	WELL NO.	G0117
DATE/TIME COLLECTED	5/6-13-22 / 1255	PERSONNEL	AE, GC
SAMPLE METHOD	PRO-ACTIVE SS MONSOON		

SAMPLE MEDIA:	Groundwater			
SAMPLE QA SPLIT:	YES	NO	SPLIT SAMPLE NO.	NA
SAMPLE QC DUPLICATE:	YES	NO	DUPLICATE SAMPLE NO.	NA
MS/MSD REQUESTED	YES	NO	MS/MSD SAMPLE NO.	NA

SAMPLE CONTAINERS, PRESERVATIVES, ANALYSIS

Sample Container	Preservative	Analysis Requested
2 - 500 mL Amber	6°C	Explosives + MNX (8330A)
3 - 40 mL VOA	6°C, HCl	Methane (RSK 175)
1 - 500 mL HDPE	6°C, H_2S0_4	TKN (351.2), NH_3 (350.1), NO_2/NO_3 (353.2)
1 - 250 mL HDPE	6°C	SO_4 (9056A), Alkalinity (2320B)
1 - 250 mL HDPE	6°C, ZnOAc/NaOH	Sulfide (9034)
1 - 250 mL Amber	6°C	DOC (9060A)

WELL PURGING DATA

Date	5/6-13-22	Well Depth (ft BTOC)	32.05
Time Started	1215	Depth to Water (ft BTOC)	14.74
Time Completed	1255	Water Column Length	17.31
PID Measurements		Well Casing Volume (per ft)	0.16
Background	ND	Volume of Water in Well (L)	2.77
Breathing Zone	ND	Casing Volumes to Purge	NA
Well Head	ND	Minimum to Purge (L)	20
Purge Water	NO	Actual Purge (L)	20

FIELD MEASUREMENTS

Time	Amount Purged (L)	pH	Temperature (Celsius)	Conductivity (mS/cm)	Dissolved Oxygen (mg/L)	Redox (mV)	Turbidity (NTU)	Depth to Water (ft BTOC)	Purge Rate (L/min)
1220	2.5	6.21	15.02	2.340	0.18	-75.5	6.26	14.92	.5
1225	5.0	6.32	15.46	2.327	0.11	-84.9	7.04	14.92	.5
1230	7.5	6.41	15.44	2.321	0.07	-91.1	8.38	14.92	.5
1235	10	6.47	15.47	2.323	0.04	-94.1	8.79	14.92	.5
1240	12.5	6.49	15.19	2.317	0.02	-95.8	8.78	14.92	.5
1245	15	6.52	15.41	2.305	0.01	-98.5	8.84	14.92	.5
1250	17.5	6.49	15.48	2.284	0.01	-99.4	8.79	14.92	.5
1255	20	6.50	15.67	2.288	0.01	-100.1	8.75	14.92	.5

FIELD EQUIPMENT AND CALIBRATION

	Model	Calibration
Water Level Probe	Heron	Checked Against Calibrated Length
Water Quality Meter	Aqua TROLL 500 w/ flow through cell	Twice Daily Calibration Verification also Calibrated Weekly

GENERAL COMMENTS

Ferrous Iron = 3.96 mg/L

Multi-Parameter Probe Unit # 821289

Field Parameters Measured in Flow-Through Cell

Pump Placement Depth = 27 ft

Pump Rate = .5 L/min

Well Diameter = 2"

Screen Interval = 20-30

Historic (7-year average low and high / 2021 or Q8 / Avg in Bold)				
ORP	-168.0	-91.2	-105.2	**-112.9**
DO	0.13	1.40	0.13	**0.79**
PH	6.29	6.83	6.57	**6.50**
Cond.	1.605	2.328	2.220	**2.007**

WATER SAMPLE COLLECTION FIELD SHEET

GENERAL INFORMATION

SITE NAME	CHAAP	PROJECT NO.	60565355
SAMPLE NO.	G0118-22A	WELL NO.	G0118
DATE/TIME COLLECTED	5 May-14-22 / 1005	PERSONNEL	RE, AG
SAMPLE METHOD	PRO-ACTIVE SS MONSOON		

SAMPLE MEDIA:	Groundwater			
SAMPLE QA SPLIT:	YES	NO	SPLIT SAMPLE NO.	NA
SAMPLE QC DUPLICATE:	YES	NO	DUPLICATE SAMPLE NO.	NA
MS/MSD REQUESTED	YES	NO	MS/MSD SAMPLE NO.	NA

SAMPLE CONTAINERS, PRESERVATIVES, ANALYSIS

Sample Container	Preservative	Analysis Requested
2 - 500 mL Amber	6°C	Explosives + MNX (8330A)
3 - 40 mL VOA	6°C, HCl	Methane (RSK 175)
1 - 500 mL HDPE	6°C, H_2SO_4	TKN (351.2), NH_3 (350.1), NO_2/NO_3 (353.2)
1 - 250 mL HDPE	6°C	SO_4 (9056A), Alkalinity (2320B)
1 - 250 mL HDPE	6°C, ZnOAc/NaOH	Sulfide (9034)
1 - 250 mL Amber	6°C	DOC (9060A)

WELL PURGING DATA

Date	5 May-14-22	Well Depth (ft BTOC)	27.62
Time Started	0925	Depth to Water (ft BTOC)	13.45
Time Completed	1005	Water Column Length	14.17
PID Measurements		Well Casing Volume (per ft)	.16
Background	ND	Volume of Water in Well (L)	2.27
Breathing Zone	ND	Casing Volumes to Purge	NA
Well Head	ND	Minimum to Purge (L)	20
Purge Water	ND	Actual Purge (L)	20

FIELD MEASUREMENTS

Time	Amount Purged (L)	pH	Temperature (Celsius)	Conductivity (mS/cm)	Dissolved Oxygen (mg/L)	Redox (mV)	Turbidity (NTU)	Depth to Water (ft BTOC)	Purge Rate (L/min)
930	2.5	6.35	15.17	1.428	0.06	-85.8	5.15	13.67	.5
935	5.0	6.36	15.30	1.404	0.06	-91.1	4.07	13.68	.5
940	7.5	6.37	15.49	1.397	0.06	-94.2	4.78	13.68	.5
945	10	6.35	15.71	1.374	0.01	-95.0	3.72	13.68	.5
950	12.5	6.36	15.96	1.367	0.01	-97.2	3.43	13.68	.5
955	15	6.33	16.27	1.357	0.01	-97.5	2.99	13.68	.5
1000	17.5	6.37	16.42	1.345	0.01	-100.5	2.25	13.68	.5
1005	20	6.35	16.70	1.342	0.01	-100.9	2.11	13.68	.5
			RBZ						

FIELD EQUIPMENT AND CALIBRATION

	Model	Calibration
Water Level Probe	Heron	Checked Against Calibrated Length
Water Quality Meter	Aqua TROLL 500 w/ flow through cell	Twice Daily Calibration Verification also Calibrated Weekly

GENERAL COMMENTS

Ferrous Iron = 2.2 mg/L

Multi-Parameter Probe Unit # 821284

Field Parameters Measured in Flow-Through Cell

Pump Placement Depth = 22.5 ft

Pump Rate = .5 L/min

Well Diameter = 2"

Screen Interval = 15-25

	Historic (7-year average low and high / 2021 or Q8 / Avg in Bold)			
ORP	-104.0	-11.0	-93.2	**-70.3**
DO	0.31	1.97	0.31	**0.80**
PH	5.77	6.43	6.13	**6.18**
Cond.	1.186	2.015	1.557	**1.519**

WATER SAMPLE COLLECTION FIELD SHEET

GENERAL INFORMATION

SITE NAME	CHAAP	PROJECT NO.	60565355
SAMPLE NO.	G0119-22A	WELL NO.	G0119
DATE/TIME COLLECTED	5-19-22/1050	PERSONNEL	AG JO
SAMPLE METHOD	PRO-ACTIVE SS MONSOON		
SAMPLE MEDIA:	Groundwater		
SAMPLE QA SPLIT:	YES **NO**	SPLIT SAMPLE NO.	NA
SAMPLE QC DUPLICATE:	YES **NO**	DUPLICATE SAMPLE NO.	NA
MS/MSD REQUESTED	YES **NO**	MS/MSD SAMPLE NO.	NA

SAMPLE CONTAINERS, PRESERVATIVES, ANALYSIS

Sample Container	Preservative	Analysis Requested
2 - 500 mL Amber	6°C	Explosives + MNX (8330A)
3 - 40 mL VOA	6°C, HCl	Methane (RSK 175)
1 - 500 mL HDPE	6°C, H_2SO_4	TKN (351.2), NH_3 (350.1), NO_2/NO_3 (353.2)
1 - 250 mL HDPE	6°C	SO_4 (9056A), Alkalinity (2320B)
1 - 250 mL HDPE	6°C, ZnOAc/NaOH	Sulfide (9034)
1 - 250 mL Amber	6°C	DOC (9060A)

WELL PURGING DATA

Date	5-19-22	Well Depth (ft BTOC)	32.45
Time Started	1005	Depth to Water (ft BTOC)	16.83
Time Completed	1050	Water Column Length	15.62
PID Measurements		Well Casing Volume (per ft)	0.62L
Background	ND	Volume of Water in Well (L)	9.68
Breathing Zone	ND	Casing Volumes to Purge	NA
Well Head	ND	Minimum to Purge (L)	22.5
Purge Water	ND	Actual Purge (L)	22.5

FIELD MEASUREMENTS

Time	Amount Purged (L)	pH	Temperature (Celsius)	Conductivity (mS/cm)	Dissolved Oxygen (mg/L)	Redox (mV)	Turbidity (NTU)	Depth to Water (ft BTOC)	Purge Rate (L/min)
1010	2.5	7.13	15.21	1.970	0.06	-4.8	16.67	16.81	0.5
1015	5.0	7.07	15.10	1.960	0.05	-42.6	17.52	16.84	0.5
1020	7.5	7.00	15.23	1.970	0.03	-53.8	18.85	16.80	0.5
1025	10.0	@ AG 6.98	15.16	1.965	0.05	-61.9	18.54	16.81	0.5
1030	12.5	7.01	15.32	1.966	0.05	-24.1	18.13	16.80	0.5
1035	15.0	7.01	15.36	1.963	0.01	-47.2	16.80	16.80	0.5
1040	17.5	7.01	15.21	1.962	0.01	-57.6	17.10	16.80	0.5
1045	20.0	7.00	15.37	1.962	0.01	-77.7	16.71	16.80	0.5
1050	22.5	6.99	15.23	1.958	0.02	-77.4	12.28	16.80	0.5
			AG						

FIELD EQUIPMENT AND CALIBRATION

	Model	Calibration
Water Level Probe	Heron	Checked Against Calibrated Length
Water Quality Meter	Aqua TROLL 500 w/ flow through cell	Twice Daily Calibration Verification also Calibrated Weekly

GENERAL COMMENTS

Ferrous Iron = 0.44 mg/L

Multi-Parameter Probe Unit # 863001

Field Parameters Measured in Flow-Through Cell

Pump Placement Depth = 25 ft

Pump Rate = 0.5 L/min

Well Diameter = 2"

Screen Interval = 20-30

	Historic (7-year average low and high / 2021 or Q8 / Avg in Bold)			
ORP	-253.8	-40.8	-195.0	**-129.1**
DO	0.04	1.67	0.04	**0.71**
PH	6.38	7.32	7.00	**6.82**
Cond.	1.557	1.990	1.990	**1.783**

WATER SAMPLE COLLECTION FIELD SHEET

GENERAL INFORMATION

SITE NAME	CHAAP	PROJECT NO.	60565355
SAMPLE NO.	G0121-22A	WELL NO.	G0121
DATE/TIME COLLECTED	5-19-22/ 1205	PERSONNEL	AG
SAMPLE METHOD	PRO-ACTIVE SS MONSOON		JO
SAMPLE MEDIA:	Groundwater		
SAMPLE QA SPLIT:	YES **NO**	SPLIT SAMPLE NO.	NA
SAMPLE QC DUPLICATE:	YES **NO**	DUPLICATE SAMPLE NO.	NA
MS/MSD REQUESTED	YES **NO**	MS/MSD SAMPLE NO.	NA

SAMPLE CONTAINERS, PRESERVATIVES, ANALYSIS

Sample Container	Preservative	Analysis Requested
2 - 500 mL Amber	6°C	Explosives + MNX (8330A)
3 - 40 mL VOA	6°C, HCl	Methane (RSK 175)
1 - 500 mL HDPE	6°C, H_2SO_4	TKN (351.2), NH_3 (350.1), NO_2/NO_3 (353.2)
1 - 250 mL HDPE	6°C	SO_4 (9056A), Alkalinity (2320B)
1 - 250 mL HDPE	6°C, ZnOAc/NaOH	Sulfide (9034)
1 - 250 mL Amber	6°C	DOC (9060A)

WELL PURGING DATA

Date	5-19-22	Well Depth (ft BTOC)	32.35
Time Started	1120	Depth to Water (ft BTOC)	17.33
Time Completed	1205	Water Column Length	15.02
PID Measurements		Well Casing Volume (per ft)	0.62L ~~9.31~~ AG
Background	ND	Volume of Water in Well (L)	9.31
Breathing Zone	ND	Casing Volumes to Purge	NA
Well Head	ND	Minimum to Purge (L)	22.5
Purge Water	ND	Actual Purge (L)	22.5

FIELD MEASUREMENTS

Time	Amount Purged (L)	pH	Temperature (Celsius)	Conductivity (mS/cm)	Dissolved Oxygen (mg/L)	Redox (mV)	Turbidity (NTU)	Depth to Water (ft BTOC)	Purge Rate (L/min)
							11.62	17.33	
1125	2.5	6.58	15.90	1.612	0.02	-107.3	~~17.33~~ AG 16.42		0.5
1130	5.0	6.64	16.02	1672	0.01	-143.2	11.65	17.38	0.5
1135	7.5	6.63	15.69	1.689	0.01	-160.5	11.62	17.41	0.5
1140	10.0	6.60	15.83	1.693	0.01	-186.7	11.46	17.42	0.5
1145	12.5	6.59	15.58	1.711	0.01	-200.2	11.36	17.42	0.5
1150	15.0	6.59	15.61	1.716	0.01	-205.8	10.50	17.42	0.5
1155	17.5	6.59	15.83	1.729	0.02	-210.6	11.09	17.42	0.5
AG 1200 ~~1200~~	20.0	6.60	15.76	1.753	0.01	-214.0	10.17	17.42	0.5
AG 1205 ~~1205~~	22.5	6.59	15.83	1.773	0.01	-219.5	10.85	17.42	0.5
			AG						

FIELD EQUIPMENT AND CALIBRATION

	Model	Calibration
Water Level Probe	Heron	Checked Against Calibrated Length
Water Quality Meter	Aqua TROLL 500 w/ flow through cell	Twice Daily Calibration Verification also Calibrated Weekly

GENERAL COMMENTS

Ferrous Iron = 1.39 mg/L

Multi-Parameter Probe Unit # 863001

Field Parameters Measured in Flow-Through Cell

Pump Placement Depth = 25 ft

Pump Rate = 0.5 L/min

Well Diameter = 2"

Screen Interval = 20-30

Historic (7-year average low and high / 2021 or Q8 / Avg in Bold)				
ORP	-244.6	-80.0	-141.5	**-153.5**
DO	0.01	0.50	0.01	**0.13**
PH	5.02	6.86	6.44	**6.09**
Cond.	1.713	3.539	1.827	**2.236**

WATER SAMPLE COLLECTION FIELD SHEET

GENERAL INFORMATION

SITE NAME	CHAAP	PROJECT NO.	60565355
SAMPLE NO.	G0122-22A	WELL NO.	G0122
DATE/TIME COLLECTED	5-19-22 / 1210	PERSONNEL	AE, SS
SAMPLE METHOD	PRO-ACTIVE SS MONSOON		

SAMPLE MEDIA:	Groundwater			
SAMPLE QA SPLIT:	YES	NO	SPLIT SAMPLE NO.	NA
SAMPLE QC DUPLICATE:	YES	NO	DUPLICATE SAMPLE NO.	NA
MS/MSD REQUESTED	YES	NO	MS/MSD SAMPLE NO.	NA

SAMPLE CONTAINERS, PRESERVATIVES, ANALYSIS

Sample Container	Preservative	Analysis Requested
2 - 500 mL Amber	6°C	Explosives + MNX (8330A)
3 - 40 mL VOA	6°C, HCl	Methane (RSK 175)
1 - 500 mL HDPE	6°C, H_2S0_4	TKN (351.2), NH_3 (350.1), NO_2/NO_3 (353.2)
1 - 250 mL HDPE	6°C	SO_4 (9056A), Alkalinity (2320B)
1 - 250 mL HDPE	6°C, ZnOAc/NaOH	Sulfide (9034)
1 - 250 mL Amber	6°C	DOC (9060A)

WELL PURGING DATA

Date	5-19-22	Well Depth (ft BTOC)	32.80
Time Started	1130	Depth to Water (ft BTOC)	18.01
Time Completed	1210	Water Column Length	14.79
PID Measurements		Well Casing Volume (per ft)	.16
Background	ND	Volume of Water in Well (L)	2.37
Breathing Zone	ND	Casing Volumes to Purge	NA
Well Head	ND	Minimum to Purge (L)	20
Purge Water	ND	Actual Purge (L)	20

FIELD MEASUREMENTS

Time	Amount Purged (L)	pH	Temperature (Celsius)	Conductivity (mS/cm)	Dissolved Oxygen (mg/L)	Redox (mV)	Turbidity (NTU)	Depth to Water (ft BTOC)	Purge Rate (L/min)
1135	2.5	6.65	17.25	2.223	0.09	16.3	5.39	18.00	.5
1140	5.0	6.66	17.31	2.229	0.01	-24.6	5.07	18.00	.5
1145	7.5	6.67	17.54	2.229	0.01	-42.9	5.20	18.00	.5
1150	10	6.66	17.76	2.228	0.01	-53.0	5.23	18.00	.5
1155	12.5	6.65	17.57	2.230	0.01	-60.2	4.92	18.00	.5
1200	15.0	6.65	17.86	2.225	0.01	-65.8	4.63	18.00	.5
1205	17.5	6.63	17.93	2.226	0.01	-69.1	5.03	18.00	.5
1210	20	6.63	18.02	2.221	0.01	-72.7	4.96	18.00	.5
			AR						

FIELD EQUIPMENT AND CALIBRATION

	Model	Calibration
Water Level Probe	Heron	Checked Against Calibrated Length
Water Quality Meter	Aqua TROLL 500 w/ flow through cell	Twice Daily Calibration Verification also Calibrated Weekly

GENERAL COMMENTS

Ferrous Iron = 2.20 mg/L

Multi-Parameter Probe Unit # 821289

Field Parameters Measured in Flow-Through Cell

Pump Placement Depth = 28 ft

Pump Rate = .5 L/min

Well Diameter = 2"

Screen Interval = 20-30

Historic (7-year average low and high / 2021 or Q8 / Avg in Bold)				
ORP	-341.4	-61.0	-112.9	**-224.4**
DO	0.01	0.30	0.01	**0.08**
PH	6.48	7.01	6.61	**6.71**
Cond.	2.339	2.625	2.555	**2.460**

WATER SAMPLE COLLECTION FIELD SHEET

GENERAL INFORMATION

SITE NAME	CHAAP	PROJECT NO.	60565355
SAMPLE NO.	G0123-22A	WELL NO.	G0123
DATE/TIME COLLECTED	5-19-22/ 1320	PERSONNEL	AG
SAMPLE METHOD	PRO-ACTIVE SS MONSOON		JO
SAMPLE MEDIA:	Groundwater		
SAMPLE QA SPLIT:	YES **NO**	SPLIT SAMPLE NO.	NA
SAMPLE QC DUPLICATE:	YES **NO**	DUPLICATE SAMPLE NO.	NA
MS/MSD REQUESTED	YES **NO**	MS/MSD SAMPLE NO.	NA

SAMPLE CONTAINERS, PRESERVATIVES, ANALYSIS

Sample Container	Preservative	Analysis Requested
2 - 500 mL Amber	6°C	Explosives + MNX (8330A)
3 - 40 mL VOA	6°C, HCl	Methane (RSK 175)
1 - 500 mL HDPE	6°C, H_2S0_4	TKN (351.2), NH_3 (350.1), NO_2/NO_3 (353.2)
1 - 250 mL HDPE	6°C	SO_4 (9056A), Alkalinity (2320B)
1 - 250 mL HDPE	6°C, ZnOAc/NaOH	Sulfide (9034)
1 - 250 mL Amber	6°C	DOC (9060A)

WELL PURGING DATA

Date	5-19-22	Well Depth (ft BTOC)	32.00
Time Started	1235	Depth to Water (ft BTOC)	16.36
Time Completed	1320	Water Column Length	15.64
PID Measurements		Well Casing Volume (per ft)	0.62L
Background	NO	Volume of Water in Well (L)	9.70
Breathing Zone	NO	Casing Volumes to Purge	NA
Well Head	NO	Minimum to Purge (L)	22.5
Purge Water	NO	Actual Purge (L)	22.5

FIELD MEASUREMENTS

Time	Amount Purged (L)	pH	Temperature (Celsius)	Conductivity (mS/cm)	Dissolved Oxygen (mg/L)	Redox (mV)	Turbidity (NTU)	Depth to Water (ft BTOC)	Purge Rate (L/min)
1240	2.5	6.48	17.16	1.742	0.03	-79.6	5.27	16.36	0.5
1245	5.0	6.43	17.14	1.747	0.01	-84.8	5.26	16.37	0.5
1250	7.5	6.42	17.02	1.754	0.01	-91.2	6.06	16.37	0.5
1255	10.0	6.41	16.96	1.767	0.01	-95.0	5.63	16.37	0.5
1300	12.5	6.42	16.97	1.765	0.01	-97.5	4.94	16.37	0.5
1309	15.0	6.43	16.87	1.765	0.01	-100.6	3.29	16.37	0.5
1310	17.5	6.44	17.41	1.766	0.01	-102.1	3.63	16.37	0.5
1315	20.0	6.45	17.36	1.769	0.01	-104.4	2.73	16.37	0.5
1320	22.5	6.46	17.53	1.770	0.01	-106.0	2.51	16.37	0.5
			AG						

FIELD EQUIPMENT AND CALIBRATION

	Model	Calibration
Water Level Probe	Heron	Checked Against Calibrated Length
Water Quality Meter	Aqua TROLL 500 w/ flow through cell	Twice Daily Calibration Verification also Calibrated Weekly

GENERAL COMMENTS

Ferrous Iron = 0.98 mg/L

Multi-Parameter Probe Unit # 863001

Field Parameters Measured in Flow-Through Cell

Pump Placement Depth = 25 ft

Pump Rate = 0.5 L/min

Well Diameter = 2"

Screen Interval = 20-30

	Historic (7-year average low and high / 2021 or Q8 / Avg in Bold)			
ORP	-128.6	45.0	-94.2	**-85.6**
DO	0.01	0.31	0.01	**0.08**
PH	6.00	6.85	6.42	**6.40**
Cond.	1.673	1.880	1.765	**1.777**

WATER SAMPLE COLLECTION FIELD SHEET

GENERAL INFORMATION

SITE NAME	CHAAP	PROJECT NO.	60565355
SAMPLE NO.	PZ001-22A	WELL NO.	PZ001
DATE/TIME COLLECTED	5-16-22 / 1435	PERSONNEL	AE, SS
SAMPLE METHOD	PRO-ACTIVE SS MONSOON		

SAMPLE MEDIA:	Groundwater			
SAMPLE QA SPLIT:	YES	**NO**	SPLIT SAMPLE NO.	NA
SAMPLE QC DUPLICATE:	YES	**NO**	DUPLICATE SAMPLE NO.	NA
MS/MSD REQUESTED	**YES**	NO	MS/MSD SAMPLE NO.	**PZ001-22A MS/MSD**

SAMPLE CONTAINERS, PRESERVATIVES, ANALYSIS

Sample Container	Preservative	Analysis Requested
2 - 500 mL Amber	6°C	Explosives + MNX (8330A)
3 - 40 mL VOA	6°C, HCl	Methane (RSK 175)
1 - 500 mL HDPE	6°C, H_2S0_4	TKN (351.2), NH_3 (350.1), NO_2/NO_3 (353.2)
1 - 250 mL HDPE	6°C	SO_4 (9056A), Alkalinity (2320B)
1 - 250 mL HDPE	6°C, ZnOAc/NaOH	Sulfide (9034)
1 - 250 mL Amber	6°C	DOC (9060A)

WELL PURGING DATA

Date	5-16-22	Well Depth (ft BTOC)	32.85
Time Started	1335	Depth to Water (ft BTOC)	17.72
Time Completed	1435	Water Column Length	15.13
PID Measurements		Well Casing Volume (per ft)	.16
Background	ND	Volume of Water in Well (L)	2.42
Breathing Zone	ND	Casing Volumes to Purge	NA
Well Head	ND	Minimum to Purge (L)	20
Purge Water	ND	Actual Purge (L)	30

FIELD MEASUREMENTS

Time	Amount Purged (L)	pH	Temperature (Celsius)	Conductivity (mS/cm)	Dissolved Oxygen (mg/L)	Redox (mV)	Turbidity (NTU)	Depth to Water (ft BTOC)	Purge Rate (L/min)
1340	2.5	6.92	36.54	NA	0.56	156.4	4.54	17.72	.5
1345	5.0	6.97	37.35	↓	0.41	130.8	4.15	17.72	.5
1350	7.5	7.03	37.65		0.30	110.3	3.61	17.72	.5
1355	10	7.06	37.62		0.22	92.7	3.55	17.72	.5
1400	12.5	7.09	37.81		0.16	74.2	3.71	17.72	.5
1405	15	7.12	36.24		0.14	63.7	3.54	17.72	.5
1410	17.5	7.31	35.14		0.11	55.4	3.64	17.72	.5
1415	20	7.17	34.93		0.09	44.3	3.12	17.72	.5
1420	22.50	7.19	34.96		0.07	33.5	3.37	17.72	.5
1425	25.0	7.20	34.54		0.05	23.7	3.82	17.72	.5
1430	27.5	7.20	34.61		0.03	13.6	3.21	17.72	.5
1435	30	7.22	34.96		0.03	5.1	3.26	17.72	.5

FIELD EQUIPMENT AND CALIBRATION

	Model	Calibration
Water Level Probe	Heron	Checked Against Calibrated Length
Water Quality Meter	Aqua TROLL 500 w/ flow through cell	Twice Daily Calibration Verification also Calibrated Weekly

GENERAL COMMENTS

Ferrous Iron = 0.35 mg/L

Cond meter NOT working Temp probe reading high

Multi-Parameter Probe Unit # 821284

Field Parameters Measured in Flow-Through Cell

Pump Placement Depth = 25 ft

Pump Rate = .5 L/min

Well Diameter = 2"

Screen Interval = 10-30

	Historic (7-year average low and high / 2021 or Q8 / Avg in Bold)			
ORP	-25.4	90.0	-25.4	**30.8**
DO	0.20	3.86	0.20	**1.91**
PH	6.96	7.26	7.26	**7.10**
Cond.	2.282	2.939	2.676	**2.628**

WATER SAMPLE COLLECTION FIELD SHEET

GENERAL INFORMATION

SITE NAME	CHAAP	PROJECT NO.	60565355
SAMPLE NO.	PZ004-22A	WELL NO.	PZ004
DATE/TIME COLLECTED	5-16-22/ 1300	PERSONNEL	AE, SS
SAMPLE METHOD	PRO-ACTIVE SS MONSOON		

SAMPLE MEDIA:	Groundwater			
SAMPLE QA SPLIT:	YES	NO	SPLIT SAMPLE NO.	NA
SAMPLE QC DUPLICATE:	YES	NO	DUPLICATE SAMPLE NO.	NA
MS/MSD REQUESTED	YES	NO	MS/MSD SAMPLE NO.	NA

SAMPLE CONTAINERS, PRESERVATIVES, ANALYSIS

Sample Container	Preservative	Analysis Requested
2 - 500 mL Amber	6°C	Explosives + MNX (8330A)
3 - 40 mL VOA	6°C, HCl	Methane (RSK 175)
1 - 500 mL HDPE	6°C, H_2SO_4	TKN (351.2), NH_3 (350.1), NO_2/NO_3 (353.2)
1 - 250 mL HDPE	6°C	SO_4 (9056A), Alkalinity (2320B)
1 - 250 mL HDPE	6°C, ZnOAc/NaOH	Sulfide (9034)
1 - 250 mL Amber	6°C	DOC (9060A)

WELL PURGING DATA

Date	5-16-22	Well Depth (ft BTOC)	32.92
Time Started	1200	Depth to Water (ft BTOC)	15.86
Time Completed	1300	Water Column Length	17.06
PID Measurements		Well Casing Volume (per ft)	1.6
Background	ND	Volume of Water in Well (L)	2.73
Breathing Zone	ND	Casing Volumes to Purge	NA
Well Head	ND	Minimum to Purge (L)	20
Purge Water	ND	Actual Purge (L)	30

FIELD MEASUREMENTS

Time	Amount Purged (L)	pH	Temperature (Celsius)	Conductivity (mS/cm)	Dissolved Oxygen (mg/L)	Redox (mV)	Turbidity (NTU)	Depth to Water (ft BTOC)	Purge Rate (L/min)
1205	2.5	6.99	15.98	2.833	0.07	205.0	3.54	15.88	.5
1210	5.0	7.03	15.95	2.849	0.05	172.1	3.52	15.88	.5
1215	7.5	7.04	15.98	2.848	0.03	147.4	3.53	15.88	.5
1220	10	7.05	15.66	2.858	0.02	126.5	3.37	15.88	.5
1225	12.5	7.06	16.20	2.862	0.03	108.7	3.77	15.88	.5
1230	15	7.05	16.09	2.847	0.01	93.9	3.55	15.88	.5
1235	17.5	7.04	15.93	2.848	0.01	82.2	3.50	15.88	.5
1240	20	7.04	16.28	2.834	0.01	70.8	3.45	15.88	.5
1245	22.5	7.03	16.33	2.827	0.01	59.9	3.40	15.88	.5
1250	25.0	7.02	16.17	2.810	0.01	48.4	3.42	15.88	.5
1255	27.5	7.00	16.14	2.786	0.01	38.3	3.53	15.88	.5
1300	30.0	7.00	16.36	2.781	0.01	29.5	4.25	15.88	.5

FIELD EQUIPMENT AND CALIBRATION

	Model	Calibration
Water Level Probe	Heron	Checked Against Calibrated Length
Water Quality Meter	Aqua TROLL 500 w/ flow through cell	Twice Daily Calibration Verification also Calibrated Weekly

GENERAL COMMENTS

Ferrous Iron = 0.22 mg/L

Multi-Parameter Probe Unit # 821289

Field Parameters Measured in Flow-Through Cell

Pump Placement Depth = 24.5 ft

Pump Rate = .5 L/min

Well Diameter = 2"

Screen Interval = 10-30

	Historic (7-year average low and high / 2021 or Q8 / Avg in Bold)			
ORP	-15.1	84.0	-15.1	**22.9**
DO	0.39	3.96	0.76	**1.86**
PH	6.60	7.19	7.19	**6.93**
Cond.	2.147	2.843	2.532	**2.495**

WATER SAMPLE COLLECTION FIELD SHEET

GENERAL INFORMATION

SITE NAME	CHAAP	PROJECT NO.	60565355
SAMPLE NO.	PZ005-22A	WELL NO.	PZ005
DATE/TIME COLLECTED	5-17-22 / 1000	PERSONNEL	RE, SS
SAMPLE METHOD	PRO-ACTIVE SS MONSOON		

SAMPLE MEDIA:	Groundwater			
SAMPLE QA SPLIT:	YES	NO	SPLIT SAMPLE NO.	NA
SAMPLE QC DUPLICATE:	YES	NO	DUPLICATE SAMPLE NO.	NA
MS/MSD REQUESTED	YES	NO	MS/MSD SAMPLE NO.	NA

SAMPLE CONTAINERS, PRESERVATIVES, ANALYSIS

Sample Container	Preservative	Analysis Requested
2 - 500 mL Amber	6°C	Explosives + MNX (8330A)
3 - 40 mL VOA	6°C, HCl	Methane (RSK 175)
1 - 500 mL HDPE	6°C, H_2S0_4	TKN (351.2), NH_3 (350.1), NO_2/NO_3 (353.2)
1 - 250 mL HDPE	6°C	SO_4 (9056A), Alkalinity (2320B)
1 - 250 mL HDPE	6°C, ZnOAc/NaOH	Sulfide (9034)
1 - 250 mL Amber	6°C	DOC (9060A)

WELL PURGING DATA

Date	5-17-22	Well Depth (ft BTOC)	33.30
Time Started	920	Depth to Water (ft BTOC)	17.16
Time Completed	1000	Water Column Length	16.14
PID Measurements		Well Casing Volume (per ft)	.16
Background	ND	Volume of Water in Well (L)	2.58
Breathing Zone	ND	Casing Volumes to Purge	NA
Well Head	ND	Minimum to Purge (L)	20
Purge Water	ND	Actual Purge (L)	26

FIELD MEASUREMENTS

Time	Amount Purged (L)	pH	Temperature (Celsius)	Conductivity (mS/cm)	Dissolved Oxygen (mg/L)	Redox (mV)	Turbidity (NTU)	Depth to Water (ft BTOC)	Purge Rate (L/min)
925	2.5	7.01	14.52	3.433	0.48	229.4	4.35	17.10	.5
930	5.0	7.03	14.66	3.382	0.37	215.1	3.61	17.10	.5
935	7.5	7.02	14.74	3.358	0.31	205.6	3.45	17.11	.5
940	10	7.02	14.80	3.353	0.29	198.0	3.73	17.11	.5
945	12.5	7.02	14.83	3.330	0.27	191.4	3.13	17.11	.5
950	15	7.02	14.88	3.302	0.25	185.4	3.25	17.11	.5
955	17.5	7.02	14.94	3.274	0.24	180.0	3.35	17.11	.5
1000	20	7.02	15.14	3.213	0.24	175.1	3.35	17.11	.5

FIELD EQUIPMENT AND CALIBRATION

	Model	Calibration
Water Level Probe	Heron	Checked Against Calibrated Length
Water Quality Meter	Aqua TROLL 500 w/ flow through cell	Twice Daily Calibration Verification also Calibrated Weekly

GENERAL COMMENTS

Ferrous Iron = 0.00 mg/L

Multi-Parameter Probe Unit # 821289

Field Parameters Measured in Flow-Through Cell

Pump Placement Depth = 25 ft

Pump Rate = .5 L/min

Well Diameter = 2"

Screen Interval = 10 - 30

	Historic (7-year average low and high / 2021 or Q8 / Avg in Bold)			
ORP	-50.1	208.0	67.7	**55.3**
DO	0.25	4.83	1.64	**2.17**
PH	6.78	7.20	7.02	**6.95**
Cond.	2.085	3.630	3.630	**2.817**

WATER SAMPLE COLLECTION FIELD SHEET

GENERAL INFORMATION

SITE NAME	CHAAP	PROJECT NO.	60565355
SAMPLE NO.	PZ007-22A	WELL NO.	PZ007
DATE/TIME COLLECTED	5/~~4~~-13-22/915	PERSONNEL	AE, GC
SAMPLE METHOD	PRO-ACTIVE SS MONSOON		
SAMPLE MEDIA:	Groundwater		
SAMPLE QA SPLIT:	YES / **NO**	SPLIT SAMPLE NO.	NA
SAMPLE QC DUPLICATE:	YES / **NO**	DUPLICATE SAMPLE NO.	NA
MS/MSD REQUESTED	**YES** / NO	MS/MSD SAMPLE NO.	PZ007-22A MS/MSD

SAMPLE CONTAINERS, PRESERVATIVES, ANALYSIS

Sample Container	Preservative	Analysis Requested
2 - 500 mL Amber	6°C	Explosives + MNX (8330A)
3 - 40 mL VOA	6°C, HCl	Methane (RSK 175)
1 - 500 mL HDPE	6°C, H_2S0_4	TKN (351.2), NH_3 (350.1), NO_2/NO_3 (353.2)
1 - 250 mL HDPE	6°C	SO_4 (9056A), Alkalinity (2320B)
1 - 250 mL HDPE	6°C, ZnOAc/NaOH	Sulfide (9034)
1 - 250 mL Amber	6°C	DOC (9060A)

WELL PURGING DATA

Date	5/~~4~~-13-22	Well Depth (ft BTOC)	32.82
Time Started	835	Depth to Water (ft BTOC)	14.54
Time Completed	915	Water Column Length	14.28
PID Measurements		Well Casing Volume (per ft)	0.16
Background	ND	Volume of Water in Well (L)	2.92
Breathing Zone	ND	Casing Volumes to Purge	NA
Well Head	ND	Minimum to Purge (L)	20
Purge Water	ND	Actual Purge (L)	20

FIELD MEASUREMENTS

Time	Amount Purged (L)	pH	Temperature (Celsius)	Conductivity (mS/cm)	Dissolved Oxygen (mg/L)	Redox (mV)	Turbidity (NTU)	Depth to Water (ft BTOC)	Purge Rate (L/min)
840	2.5	7.25	12.82	2.587	0.80	10.1	6.61	14.5~~4~~	.5
845	5.0	7.29	13.05	2.642	0.52	9.8	21.4	14.54	.5
850	7.5	7.29	13.21	2.564	0.48	10.6	7.49	14.54	.5
855	10	7.29	13.32	2.493	1.06	-2.6	6.45	14.54	.5
900	12.5	7.29	13.40	2.470	1.11	-2.8	4.85	14.54	.5
905	15	7.27	13.46	2.452	1.17	-7.6	3.53	14.54	.5
910	17.5	7.27	13.47	2.462	1.13	-14.6	3.69	14.54	.5
915	20	7.27	13.47	2.440	1.18	-25.0	4.34	15.54	.5

MC

FIELD EQUIPMENT AND CALIBRATION

	Model	Calibration
Water Level Probe	Heron	Checked Against Calibrated Length
Water Quality Meter	Aqua TROLL 500 w/ flow through cell	Twice Daily Calibration Verification also Calibrated Weekly

GENERAL COMMENTS

Ferrous Iron = 0.23 mg/L

Multi-Parameter Probe Unit # 821289

Field Parameters Measured in Flow-Through Cell

Pump Placement Depth = 24 ft

Pump Rate = .5 L/min

Well Diameter = 2"

Screen Interval = 10-30

	Historic (7-year average low and high / 2021 or Q8 / Avg in Bold)			
ORP	-23.2	180.5	-16.5	**37.1**
DO	1.31	4.56	3.73	**2.89**
PH	6.83	7.19	7.15	**7.06**
Cond.	1.539	2.419	1.640	**1.935**

WATER SAMPLE COLLECTION FIELD SHEET

GENERAL INFORMATION

SITE NAME	CHAAP	PROJECT NO.	60565355
SAMPLE NO.	PZ009-22A	WELL NO.	PZ009
DATE/TIME COLLECTED	5-17-22 / 1120	PERSONNEL	RE, SS
SAMPLE METHOD	PRO-ACTIVE SS MONSOON		

SAMPLE MEDIA:	Groundwater			
SAMPLE QA SPLIT:	YES	NO	SPLIT SAMPLE NO.	NA
SAMPLE QC DUPLICATE:	YES	NO	DUPLICATE SAMPLE NO.	NA
MS/MSD REQUESTED	YES	NO	MS/MSD SAMPLE NO.	NA

SAMPLE CONTAINERS, PRESERVATIVES, ANALYSIS

Sample Container	Preservative	Analysis Requested
2 - 500 mL Amber	6°C	Explosives + MNX (8330A)
3 - 40 mL VOA	6°C, HCl	Methane (RSK 175)
1 - 500 mL HDPE	6°C, H_2S0_4	TKN (351.2), NH_3 (350.1), NO_2/NO_3 (353.2)
1 - 250 mL HDPE	6°C	SO_4 (9056A), Alkalinity (2320B)
1 - 250 mL HDPE	6°C, ZnOAc/NaOH	Sulfide (9034)
1 - 250 mL Amber	6°C	DOC (9060A)

WELL PURGING DATA

Date	5-17-22	Well Depth (ft. BTOC)	32.90
Time Started	1040	Depth to Water (ft. BTOC)	15.93
Time Completed	1120	Water Column Length	16.97
PID Measurements		Well Casing Volume (per ft)	.16
Background	ND	Volume of Water in Well (L)	2.71
Breathing Zone	ND	Casing Volumes to Purge	NA
Well Head	ND	Minimum to Purge (L)	20
Purge Water	ND	Actual Purge (L)	20

FIELD MEASUREMENTS

Time	Amount Purged (L)	pH	Temperature (Celsius)	Conductivity (mS/cm)	Dissolved Oxygen (mg/L)	Redox (mV)	Turbidity (NTU)	Depth to Water (ft BTOC)	Purge Rate (L/min)
1045	2.5	6.83	13.80	2.246	0.29	157.1	4.71	15.94	.5
1050	5.0	6.87	13.71	2.235	0.41	154.8	4.43	15.94	.5
1055	7.5	6.92	13.68	2.221	0.60	152.5	4.32	15.94	.5
1100	10	6.96	13.88	2.212	0.71	149.5	4.41	15.94	.5
1105	12.5	6.97	13.82	2.211	0.72	146.9	4.63	15.94	.5
1110	15	6.98	13.79	2.207	0.76	144.9	3.97	15.94	.5
1115	17.5	6.99	13.76	2.208	0.74	142.6	3.51	15.94	.5
1120	20	7.06	13.69	2.207	0.78	140.6	3.91	15.94	.5

FIELD EQUIPMENT AND CALIBRATION

	Model	Calibration
Water Level Probe	Heron	Checked Against Calibrated Length
Water Quality Meter	Aqua TROLL 500 w/ flow through cell	Twice Daily Calibration Verification also Calibrated Weekly

GENERAL COMMENTS

Ferrous Iron = 0.00 mg/L

Multi-Parameter Probe Unit # 82189

Field Parameters Measured in Flow-Through Cell

Pump Placement Depth = 24.5 ft

Pump Rate = .5 L/min

Well Diameter = 2"

Screen Interval = 10-30

	Historic (7-year average low and high / 2021 or Q8 / Avg in Bold)			
ORP	-7.5	130.9	123.4	**66.0**
DO	0.17	3.33	0.99	**1.56**
PH	5.84	7.14	7.05	**6.82**
Cond.	1.143	2.140	2.140	**1.658**

WATER SAMPLE COLLECTION FIELD SHEET

GENERAL INFORMATION

SITE NAME	CHAAP	PROJECT NO.	60565355
SAMPLE NO.	PZ010-22A	WELL NO.	PZ010
DATE/TIME COLLECTED	5-17-22 / 1235	PERSONNEL	AE, SS
SAMPLE METHOD	PRO-ACTIVE SS MONSOON		
SAMPLE MEDIA:	Groundwater		
SAMPLE QA SPLIT:	YES / **NO**	SPLIT SAMPLE NO.	NA
SAMPLE QC DUPLICATE:	YES / **NO**	DUPLICATE SAMPLE NO.	NA
MS/MSD REQUESTED	YES / **NO**	MS/MSD SAMPLE NO.	NA

SAMPLE CONTAINERS, PRESERVATIVES, ANALYSIS

Sample Container	Preservative	Analysis Requested
2 - 500 mL Amber	6°C	Explosives + MNX (8330A)
3 - 40 mL VOA	6°C, HCl	Methane (RSK 175)
1 - 500 mL HDPE	6°C, H_2SO_4	TKN (351.2), NH_3 (350.1), NO_2/NO_3 (353.2)
1 - 250 mL HDPE	6°C	SO_4 (9056A), Alkalinity (2320B)
1 - 250 mL HDPE	6°C, ZnOAc/NaOH	Sulfide (9034)
1 - 250 mL Amber	6°C	DOC (9060A)

WELL PURGING DATA

Date	5-17-22	Well Depth (ft. BTOC)	32.85
Time Started	1155	Depth to Water (ft. BTOC)	16.23
Time Completed	1235	Water Column Length	16.62
PID Measurements		Well Casing Volume (per ft)	.16
Background	ND	Volume of Water in Well (L)	2.66
Breathing Zone	ND	Casing Volumes to Purge	NA
Well Head	ND	Minimum to Purge (L)	20
Purge Water	ND	Actual Purge (L)	20

FIELD MEASUREMENTS

Time	Amount Purged (L)	pH	Temperature (Celsius)	Conductivity (mS/cm)	Dissolved Oxygen (mg/L)	Redox (mV)	Turbidity (NTU)	Depth to Water (ft BTOC)	Purge Rate (L/min)
1200	2.5	6.99	14.57	2.348	.15	200.4	7.34	16.64	.5
1205	5.0	7.01	14.83	2.356	0.11	159.1	6.43	16.62	.5
1210	7.5	7.03	15.11	2.364	.08	46.7	5.81	16.62	.5
1215	10	7.04	15.33	2.362	.06	-0.2	5.54	16.62	.5
1220	12.5	7.03	15.53	2.367	.04	-27.8	5.26	16.62	.5
1225	15	7.02	16.02	2.368	.03	-43.9	4.74	16.62	.5
1230	17.5	6.99	16.35	2.367	.01	-56.8	4.64	16.62	.5
1235	20	6.96	16.39	2.367	.01	-63.5	4.71	16.62	.5
~~1240~~	~~22.5~~								

FIELD EQUIPMENT AND CALIBRATION

	Model	Calibration
Water Level Probe	Heron	Checked Against Calibrated Length
Water Quality Meter	Aqua TROLL 500 w/ flow through cell	Twice Daily Calibration Verification also Calibrated Weekly

GENERAL COMMENTS

Ferrous Iron = 0.31 mg/L
Multi-Parameter Probe Unit # 821289
Field Parameters Measured in Flow-Through Cell
Pump Placement Depth = 24.5 ft
Pump Rate = .5 L/min
Well Diameter = 2"
Screen Interval = 10-30

	Historic (7-year average low and high / 2021 or Q8 / Avg in Bold)			
ORP	-185.2	70.0	-157.8	**-75.9**
DO	0.69	3.23	0.82	**1.65**
PH	6.40	6.99	6.89	**6.76**
Cond.	0:849	1.980	1.980	**1.474**

WATER SAMPLE COLLECTION FIELD SHEET

GENERAL INFORMATION

SITE NAME	CHAAP	PROJECT NO.	60565355
SAMPLE NO.	PZ011-22A	WELL NO.	PZ011
DATE/TIME COLLECTED	5-17-22 / 1350	PERSONNEL	RE, SS
SAMPLE METHOD	PRO-ACTIVE SS MONSOON		

SAMPLE MEDIA:	Groundwater			
SAMPLE QA SPLIT:	YES	**NO**	SPLIT SAMPLE NO.	NA
SAMPLE QC DUPLICATE:	YES	**NO**	DUPLICATE SAMPLE NO.	NA
MS/MSD REQUESTED	YES	**NO**	MS/MSD SAMPLE NO.	NA

SAMPLE CONTAINERS, PRESERVATIVES, ANALYSIS

Sample Container	Preservative	Analysis Requested
2 - 500 mL Amber	6°C	Explosives + MNX (8330A)
3 - 40 mL VOA	6°C, HCl	Methane (RSK 175)
1 - 500 mL HDPE	6°C, H_2S0_4	TKN (351.2), NH_3 (350.1), NO_2/NO_3 (353.2)
1 - 250 mL HDPE	6°C	SO_4 (9056A), Alkalinity (2320B)
1 - 250 mL HDPE	6°C, ZnOAc/NaOH	Sulfide (9034)
1 - 250 mL Amber	6°C	DOC (9060A)

WELL PURGING DATA

Date	5-17-22	Well Depth (ft. BTOC)	32.90
Time Started	1310	Depth to Water (ft. BTOC)	15.30
Time Completed	1350	Water Column Length	17.6
PID Measurements		Well Casing Volume (per ft)	.16
Background	ND	Volume of Water in Well (L)	2.82
Breathing Zone	ND	Casing Volumes to Purge	NA
Well Head	ND	Minimum to Purge (L)	20
Purge Water	ND	Actual Purge (L)	20

FIELD MEASUREMENTS

Time	Amount Purged (L)	pH	Temperature (Celsius)	Conductivity (mS/cm)	Dissolved Oxygen (mg/L)	Redox (mV)	Turbidity (NTU)	Depth to Water (ft BTOC)	Purge Rate (L/min)
1315	2.5	6.43	15.92	2.170	0.11	-75.7	5.55	15.30	.5
1320	5.0	6.51	16.18	2.174	0.07	-90.3	4.87	15.30	.5
1325	7.5	6.53	16.45	2.154	0.02	-96.6	4.41	15.30	.5
1330	10	6.51	16.16	2.147	0.01	-100.2	4.16	15.30	.5
1335	12.5	6.51	15.95	2.108	0.01	-102.7	4.50	15.30	.5
1340	15.0	6.53	16.32	2.080	0.01	-104.8	5.65	15.30	.5
1345	17.5	6.54	16.34	2.057	0.01	-106.1	4.96	15.30	.5
1350	20	6.55	16.15	2.024	0.01	-107.4	4.98	15.30	.5
			RE						

FIELD EQUIPMENT AND CALIBRATION

	Model	Calibration
Water Level Probe	Heron	Checked Against Calibrated Length
Water Quality Meter	Aqua TROLL 500 w/ flow through cell	Twice Daily Calibration Verification also Calibrated Weekly

GENERAL COMMENTS

Ferrous Iron = 2.59 mg/L

Multi-Parameter Probe Unit # 821284

Field Parameters Measured in Flow-Through Cell

Pump Placement Depth = 24 ft

Pump Rate = .5 L/min

Well Diameter = 2"

Screen Interval = 10-30

	Historic (7-year average low and high / 2021 or Q8 / Avg in Bold)			
ORP	-213.1	-68.5	-151.3	**-115.9**
DO	0.04	6.28	0.04	**1.53**
PH	6.05	7.00	6.52	**6.43**
Cond.	1.381	2.100	2.100	**1.840**

WATER SAMPLE COLLECTION FIELD SHEET

GENERAL INFORMATION

SITE NAME	CHAAP	PROJECT NO.	60565355
SAMPLE NO.	PZ012-22A	WELL NO.	PZ012
DATE/TIME COLLECTED	5-17-22 / 1500	PERSONNEL	AE, SS
SAMPLE METHOD	PRO-ACTIVE SS MONSOON		

SAMPLE MEDIA:	Groundwater			
SAMPLE QA SPLIT:	YES	NO	SPLIT SAMPLE NO.	NA
SAMPLE QC DUPLICATE:	YES	NO	DUPLICATE SAMPLE NO.	NA
MS/MSD REQUESTED	YES	NO	MS/MSD SAMPLE NO.	NA

SAMPLE CONTAINERS, PRESERVATIVES, ANALYSIS

Sample Container	Preservative	Analysis Requested
2 - 500 mL Amber	6°C	Explosives + MNX (8330A)
3 - 40 mL VOA	6°C, HCl	Methane (RSK 175)
1 - 500 mL HDPE	6°C, H_2SO_4	TKN (351.2), NH_3 (350.1), NO_2/NO_3 (353.2)
1 - 250 mL HDPE	6°C	SO_4 (9056A), Alkalinity (2320B)
1 - 250 mL HDPE	6°C, ZnOAc/NaOH	Sulfide (9034)
1 - 250 mL Amber	6°C	DOC (9060A)

WELL PURGING DATA

Date	5-17-22	Well Depth (ft. BTOC)	32.85
Time Started	1420	Depth to Water (ft. BTOC)	15.67
Time Completed	1500	Water Column Length	17.18
PID Measurements		Well Casing Volume (per ft)	.16
Background	ND	Volume of Water in Well (L)	2.75
Breathing Zone	ND	Casing Volumes to Purge	NA
Well Head	ND	Minimum to Purge (L)	20
Purge Water	ND	Actual Purge (L)	20

FIELD MEASUREMENTS

Time	Amount Purged (L)	pH	Temperature (Celsius)	Conductivity (mS/cm)	Dissolved Oxygen (mg/L)	Redox (mV)	Turbidity (NTU)	Depth to Water (ft BTOC)	Purge Rate (L/min)
1425	2.5	6.41	16.07	1.969	0.07	-66.9	5.89	15.62	.5
1430	5.0	6.46	16.18	1.972	0.02	-83.3	6.39	15.62	.5
1435	7.5	6.49	16.15	1.964	0.01	-91.5	6.63	15.62	.5
1440	10	6.52	16.33	1.972	0.01	-97.0	6.54	15.62	.5
1445	12.5	6.53	15.78	1.962	0.01	-101.0	6.37	15.62	.5
1450	15	6.55	15.97	1.946	0.01	-104.2	5.55	15.62	.5
1455	17.5	6.56	16.05	1.940	0.01	-106.8	5.58	15.62	.5
1500	20	6.57	16.29	1.933	0.01	-109.2	5.28	15.62	.5
			MR						

FIELD EQUIPMENT AND CALIBRATION

	Model	Calibration
Water Level Probe	Heron	Checked Against Calibrated Length
Water Quality Meter	Aqua TROLL 500 w/ flow through cell	Twice Daily Calibration Verification also Calibrated Weekly

GENERAL COMMENTS

Ferrous Iron = 3.14 mg/L

Multi-Parameter Probe Unit # 821284

Field Parameters Measured in Flow-Through Cell

Pump Placement Depth = 24 ft

Pump Rate = .5

Well Diameter = 2"

Screen Interval = 10-30

	Historic (7-year average low and high / 2021 or Q8 / Avg in Bold)			
ORP	-278.1	-72.0	-138.2	**-140.7**
DO	0.02	0.89	0.02	**0.41**
PH	6.25	6.75	6.75	**6.49**
Cond.	1.441	2.297	1.920	**1.911**

WATER SAMPLE COLLECTION FIELD SHEET

GENERAL INFORMATION

SITE NAME	CHAAP	PROJECT NO.	60565355
SAMPLE NO.	PZ013-22A	WELL NO.	PZ013
DATE/TIME COLLECTED	5/8-13-22 / 1140	PERSONNEL	RE, GC
SAMPLE METHOD	PRO-ACTIVE SS MONSOON		

SAMPLE MEDIA:	Groundwater			
SAMPLE QA SPLIT:	YES	**NO**	SPLIT SAMPLE NO.	NA
SAMPLE QC DUPLICATE:	YES	**NO**	DUPLICATE SAMPLE NO.	NA
MS/MSD REQUESTED	YES	**NO**	MS/MSD SAMPLE NO.	NA

SAMPLE CONTAINERS, PRESERVATIVES, ANALYSIS

Sample Container	Preservative	Analysis Requested
2 - 500 mL Amber	6°C	Explosives + MNX (8330A)
3 - 40 mL VOA	6°C, HCl	Methane (RSK 175)
1 - 500 mL HDPE	6°C, H_2S0_4	TKN (351.2), NH_3 (350.1), NO_2/NO_3 (353.2)
1 - 250 mL HDPE	6°C	SO_4 (9056A), Alkalinity (2320B)
1 - 250 mL HDPE	6°C, ZnOAc/NaOH	Sulfide (9034)
1 - 250 mL Amber	6°C	DOC (9060A)

WELL PURGING DATA

Date	5/8-13-22	Well Depth (ft. BTOC)	32.89
Time Started	1055	Depth to Water (ft. BTOC)	14.52
Time Completed	1140	Water Column Length	18.37
PID Measurements		Well Casing Volume (per ft)	.16
Background	ND	Volume of Water in Well (L)	2.94
Breathing Zone	ND	Casing Volumes to Purge	NA
Well Head	ND	Minimum to Purge (L)	20
Purge Water	ND	Actual Purge (L)	22.5

FIELD MEASUREMENTS

Time	Amount Purged (L)	pH	Temperature (Celsius)	Conductivity (mS/cm)	Dissolved Oxygen (mg/L)	Redox (mV)	Turbidity (NTU)	Depth to Water (ft BTOC)	Purge Rate (L/min)
1100	2.5	6.60	13.52	2.224	0.18	134.6	10.21	14.55	.5
1105	5.0	6.69	13.31	2.215	0.15	75.5	8.87	14.53	.5
1110	7.5	6.75	13.54	2.223	0.13	27.9	7.60	14.53	.5
1115	10	6.77	13.45	2.219	0.13	-3.1	7.13	14.53	.5
1120	12.5	6.79	13.47	2.216	0.11	-20.1	6.37	14.53	.5
1125	15	6.76	13.22	2.213	0.09	-43.0	5.60	14.53	.5
1130	17.5	6.76	13.35	2.218	0.06	-55.4	5.10	14.53	.5
1135	20	6.73	13.31	2.209	0.06	-61.7	5.13	14.53	.5
1140	22.5	6.73	13.41	2.217	0.06	-68.1	4.91	14.53	.5
				AW					

FIELD EQUIPMENT AND CALIBRATION

	Model	Calibration
Water Level Probe	Heron	Checked Against Calibrated Length
Water Quality Meter	Aqua TROLL 500 w/ flow through cell	Twice Daily Calibration Verification also Calibrated Weekly

GENERAL COMMENTS

Ferrous Iron = 0.33 mg/L

Multi-Parameter Probe Unit # 821289

Field Parameters Measured in Flow-Through Cell

Pump Placement Depth = 24 ft

Pump Rate = .5 L/min

Well Diameter = 2"

Screen Interval = 10-30

	Historic (7-year average low and high / 2021 or Q8 / Avg in Bold)			
ORP	-122.3	-51.0	-122.3	**-76.7**
DO	0.09	5.79	0.09	**1.35**
PH	6.29	6.80	6.80	**6.45**
Cond.	1.479	2.374	2.040	**1.969**

WATER SAMPLE COLLECTION FIELD SHEET

GENERAL INFORMATION

SITE NAME **CHAAP** PROJECT NO. **60565355**

SAMPLE NO. **PZ014-22A** WELL NO. **PZ014**

DATE/TIME COLLECTED 5 ~~6~~ 11-13-22 / 1550 PERSONNEL RE, GC

SAMPLE METHOD PRO-ACTIVE SS MONSOON

SAMPLE MEDIA: **Groundwater**

SAMPLE QA SPLIT:	YES	**NO**	SPLIT SAMPLE NO.	NA
SAMPLE QC DUPLICATE:	YES	**NO**	DUPLICATE SAMPLE NO.	NA
MS/MSD REQUESTED	YES	**NO**	MS/MSD SAMPLE NO.	NA

SAMPLE CONTAINERS, PRESERVATIVES, ANALYSIS

Sample Container	Preservative	Analysis Requested
2 - 500 mL Amber	6°C	Explosives + MNX (8330A)
3 - 40 mL VOA	6°C, HCl	Methane (RSK 175)
1 - 500 mL HDPE	6°C, H_2S0_4	TKN (351.2), NH_3 (350.1), NO_2/NO_3 (353.2)
1 - 250 mL HDPE	6°C	SO_4 (9056A), Alkalinity (2320B)
1 - 250 mL HDPE	6°C, ZnOAc/NaOH	Sulfide (9034)
1 - 250 mL Amber	6°C	DOC (9060A)

WELL PURGING DATA

Date	5 ~~6~~ 11-13-22	Well Depth (ft. BTOC)	32.85
Time Started	1510	Depth to Water (ft. BTOC)	14.94
Time Completed	1550	Water Column Length	17.91
PID Measurements		Well Casing Volume (per ft)	.16
Background	ND	Volume of Water in Well (L)	2.87
Breathing Zone	ND	Casing Volumes to Purge	NA
Well Head	ND	Minimum to Purge (L)	20 mw
Purge Water	ND	Actual Purge (L)	20

FIELD MEASUREMENTS

Time	Amount Purged (L)	pH	Temperature (Celsius)	Conductivity (mS/cm)	Dissolved Oxygen (mg/L)	Redox (mV)	Turbidity (NTU)	Depth to Water (ft BTOC)	Purge Rate (L/min)
1515	2.5	6.53	15.99	1.933	2.95	-82.6	11.7	14.95	.5
1520	5.0	6.60	16.95	1.944	3.97	-69.5	12.2	14.95	.5
1525	7.5	6.64	16.95	1.944	4.50	-69.6	10.5	14.95	.5
1530	10	6.62	17.99	2.010	1.23	-80.4	18.6	14.88	.5
1535	12.5	6.59	17.66	2.029	0.28	-95.2	19.7	14.88	.5
1540	15	6.60	17.72	2.041	0.13	-101.0	15.5	14.88	.5
1545	17.5	6.60	17.76	2.030	0.12	-104.7	15.0	14.88	.5
1550	20	6.61	17.80	2.042	0.13	-103.6	15.7	14.88	.5

FIELD EQUIPMENT AND CALIBRATION

	Model	Calibration
Water Level Probe	Heron	Checked Against Calibrated Length
Water Quality Meter	Aqua TROLL 500 w/ flow through cell	Twice Daily Calibration Verification also Calibrated Weekly

GENERAL COMMENTS

Ferrous Iron = 4.98 mg/L

Multi-Parameter Probe Unit # 821289

Field Parameters Measured in Flow-Through Cell

Pump Placement Depth = 24 ft

Pump Rate = .5 L/m

Well Diameter = 2"

Screen Interval = 10-30

Historic (7-year average low and high / 2021 or Q8 / Avg in Bold)

ORP	-76.0	-18.2	-48.9	**-43.8**
DO	0.20	0.80	0.34	**0.47**
PH	6.62	6.92	6.62	**6.74**
Cond.	1.384	1.957	1.750	**1.661**

WATER SAMPLE COLLECTION FIELD SHEET

GENERAL INFORMATION

SITE NAME	CHAAP	PROJECT NO.	60565355
SAMPLE NO.	PZ015-22A 1430	WELL NO.	PZ015
DATE/TIME COLLECTED	5-15-22 / ~~1330~~ PM	PERSONNEL	ME, AG
SAMPLE METHOD	PRO-ACTIVE SS MONSOON		

SAMPLE MEDIA:	Groundwater			
SAMPLE QA SPLIT:	YES	NO	SPLIT SAMPLE NO.	NA
SAMPLE QC DUPLICATE:	YES	NO	DUPLICATE SAMPLE NO.	NA
MS/MSD REQUESTED	YES	NO	MS/MSD SAMPLE NO.	NA

SAMPLE CONTAINERS, PRESERVATIVES, ANALYSIS

Sample Container	Preservative	Analysis Requested
2 - 500 mL Amber	6°C	Explosives + MNX (8330A)
3 - 40 mL VOA	6°C, HCl	Methane (RSK 175)
1 - 500 mL HDPE	6°C, H_2S0_4	TKN (351.2), NH_3 (350.1), NO_2/NO_3 (353.2)
1 - 250 mL HDPE	6°C	SO_4 (9056A), Alkalinity (2320B)
1 - 250 mL HDPE	6°C, ZnOAc/NaOH	Sulfide (9034)
1 - 250 mL Amber	6°C	DOC (9060A)

WELL PURGING DATA

Date	5-15-22	Well Depth (ft. BTOC)	32.84
Time Started	~~1250~~ 1350	Depth to Water (ft. BTOC)	14.42
Time Completed	~~1330~~ 1430	Water Column Length	18.42
PID Measurements		Well Casing Volume (per ft)	.16
Background	ND	Volume of Water in Well (L)	2.95
Breathing Zone	ND	Casing Volumes to Purge	NA
Well Head	ND	Minimum to Purge (L)	20
Purge Water	ND	Actual Purge (L)	20

FIELD MEASUREMENTS

Time	Amount Purged (L)	pH	Temperature (Celsius)	Conductivity (mS/cm)	Dissolved Oxygen (mg/L)	Redox (mV)	Turbidity (NTU)	Depth to Water (ft BTOC)	Purge Rate (L/min)
13 ~~1255~~	2.5	5.95	14.31	.641	1.17	97.7	27.4	14.44	.5
14 ~~1300~~	5.0	6.08	14.56	.642	0.89	82.4	22.6	14.44	.5
14 ~~1305~~	7.5	6.15	14.86	.640	0.81	73.1	15.9	14.44	.5
14 ~~1310~~	10	6.25	15.25	.637	0.72	72.9	11.7	14.44	.5
14 ~~1315~~	12.5	6.24	14.74	.637	0.67	69.5	11.4	14.44	.5
14 ~~1320~~	15	6.22	14.59	.635	0.65	70.1	9.71	14.44	.5
14 ~~1325~~	17.5	6.22	14.84	.636	0.64	69.1	~~9.21~~ 9.52	14.44	.5
14 ~~1330~~	20	6.23	14.51	.635	0.61	65.4	9.52	14.44	.5

FIELD EQUIPMENT AND CALIBRATION

	Model	Calibration
Water Level Probe	Heron	Checked Against Calibrated Length
Water Quality Meter	Aqua TROLL 500 w/ flow through cell	Twice Daily Calibration Verification also Calibrated Weekly

GENERAL COMMENTS

Ferrous Iron = 1.56 mg/L

Multi-Parameter Probe Unit # 821289

Field Parameters Measured in Flow-Through Cell

Pump Placement Depth = 23.5 ft

Pump Rate = .5 L/min

Well Diameter = 2"

Screen Interval = 10-30

Historic (7-year average low and high / 2021 or Q8 / Avg in Bold)				
ORP	-96.0	83.2	35.4	**6.3**
DO	0.14	1.74	0.14	**0.74**
PH	5.95	6.38	6.18	**6.19**
Cond.	0.494	0.843	0.633	**0.666**

WATER SAMPLE COLLECTION FIELD SHEET

GENERAL INFORMATION

SITE NAME	CHAAP	PROJECT NO.	60565355
SAMPLE NO.	PZ016-22A	WELL NO.	PZ016
DATE/TIME COLLECTED	5-15-22 / 1540	PERSONNEL	ME, AG
SAMPLE METHOD	PRO-ACTIVE SS MONSOON		
SAMPLE MEDIA:	Groundwater		
SAMPLE QA SPLIT:	YES **NO**	SPLIT SAMPLE NO.	NA
SAMPLE QC DUPLICATE:	YES **NO**	DUPLICATE SAMPLE NO.	NA
MS/MSD REQUESTED	YES **NO**	MS/MSD SAMPLE NO.	NA

SAMPLE CONTAINERS, PRESERVATIVES, ANALYSIS

Sample Container	Preservative	Analysis Requested
2 - 500 mL Amber	6°C	Explosives + MNX (8330A)
3 - 40 mL VOA	6°C, HCl	Methane (RSK 175)
1 - 500 mL HDPE	6°C, H_2SO_4	TKN (351.2), NH_3 (350.1), NO_2/NO_3 (353.2)
1 - 250 mL HDPE	6°C	SO_4 (9056A), Alkalinity (2320B)
1 - 250 mL HDPE	6°C, ZnOAc/NaOH	Sulfide (9034)
1 - 250 mL Amber	6°C	DOC (9060A)

WELL PURGING DATA

Date	5-15-22	Well Depth (ft. BTOC)	32.80
Time Started	1500	Depth to Water (ft. BTOC)	14.01
Time Completed	1540	Water Column Length	18.79
PID Measurements		Well Casing Volume (per ft)	.16
Background	ND	Volume of Water in Well (L)	3.01
Breathing Zone	ND	Casing Volumes to Purge	NA
Well Head	ND	Minimum to Purge (L)	20
Purge Water	ND	Actual Purge (L)	20

FIELD MEASUREMENTS

Time	Amount Purged (L)	pH	Temperature (Celsius)	Conductivity (mS/cm)	Dissolved Oxygen (mg/L)	Redox (mV)	Turbidity (NTU)	Depth to Water (ft BTOC)	Purge Rate (L/min)
1505	2.5	6.33	13.63	.758	0.26	116.5	14.7	14.08	.5
1510	5.0	6.39	13.58	.768	0.17	109.2	11.4	14.08	.5
1515	7.5	6.43	13.87	.773	0.13	102.1	8.77	14.08	.5
1520	10	6.43	13.84	.778	0.11	97.9	6.83	14.08	.5
1525	12.5	6.41	13.64	.782	0.10	95.1	5.71	14.08	.5
1530	15	6.40	13.74	.785	0.08	92.4	4.93	14.08	.5
1535	17.5 M	6.38	13.77	.787	0.08	90.4	4.47	14.08	.5
1540	20	6.38	13.67	.787	0.07	88.0	4.19	14.08	.5

FIELD EQUIPMENT AND CALIBRATION

	Model	Calibration
Water Level Probe	Heron	Checked Against Calibrated Length
Water Quality Meter	Aqua TROLL 500 w/ flow through cell	Twice Daily Calibration Verification also Calibrated Weekly

GENERAL COMMENTS

Ferrous Iron = 0.44 mg/L

Multi-Parameter Probe Unit # 821289

Field Parameters Measured in Flow-Through Cell

Pump Placement Depth = 23.5 ft

Pump Rate = .5 L/min

Well Diameter = 2"

Screen Interval = 10-30

	Historic (7-year average low and high / 2021 or Q8 / Avg in Bold)			
ORP	-51.6	144.9	121.9	**40.0**
DO	0.17	1.23	0.17	**0.56**
PH	6.38	6.89	6.38	**6.63**
Cond.	0.549	0.871	0.837	**0.709**

WATER SAMPLE COLLECTION FIELD SHEET

GENERAL INFORMATION

SITE NAME	CHAAP	PROJECT NO.	60565355
SAMPLE NO.	PZ017R-22A	WELL NO.	PZ017R
DATE/TIME COLLECTED	5-18-22 / 1115	PERSONNEL	AE, SS
SAMPLE METHOD	PRO-ACTIVE SS MONSOON		
SAMPLE MEDIA:	Groundwater		
SAMPLE QA SPLIT:	YES **NO**	SPLIT SAMPLE NO.	NA
SAMPLE QC DUPLICATE:	**YES** NO	DUPLICATE SAMPLE NO.	PZ021-22A Time 0800
MS/MSD REQUESTED	YES **NO**	MS/MSD SAMPLE NO.	NA

SAMPLE CONTAINERS, PRESERVATIVES, ANALYSIS

Sample Container	Preservative	Analysis Requested
2 - 500 mL Amber	6°C	Explosives + MNX (8330A)
3 - 40 mL VOA	6°C, HCl	Methane (RSK 175)
1 - 500 mL HDPE	6°C, H_2SO_4	TKN (351.2), NH_3 (350.1), NO_2/NO_3 (353.2)
1 - 250 mL HDPE	6°C	SO_4 (9056A), Alkalinity (2320B)
1 - 250 mL HDPE	6°C, ZnOAc/NaOH	Sulfide (9034)
1 - 250 mL Amber	6°C	DOC (9060A)

WELL PURGING DATA

Date	5-18-22	Well Depth (ft. BTOC)	32.42
Time Started	1035	Depth to Water (ft. BTOC)	12.98
Time Completed	1115	Water Column Length	19.44
PID Measurements		Well Casing Volume (per ft)	.16
Background	ND	Volume of Water in Well (L)	3.11
Breathing Zone	ND	Casing Volumes to Purge	NA
Well Head	ND	Minimum to Purge (L)	20
Purge Water	ND	Actual Purge (L)	20

FIELD MEASUREMENTS

Time	Amount Purged (L)	pH	Temperature (Celsius)	Conductivity (mS/cm)	Dissolved Oxygen (mg/L)	Redox (mV)	Turbidity (NTU)	Depth to Water (ft BTOC)	Purge Rate (L/min)
						42.2			
1040	2.5	6.05	16.44	.913	0.32	~~-32.4~~	6.54	12.98	.5
1045	5.0	6.09	16.83	.932	0.13	34.3	6.11	12.98	.5
1050	7.5	6.10	16.58	.946	0.10	33.9	5.70	12.98	.5
1055	10	6.12	16.99	.956	0.07	25.6	4.97	12.98	.5
1100	12.5	6.13	16.74	.960	0.06	14.6	4.71	12.98	.5
1105	15	6.14	16.95	.958	0.04	4.0	4.72	12.98	.5
1110	17.5	6.16	16.51	.959	0.04	-5.5	4.39	12.98	.5
1115	20	6.15	16.90	.943	0.04	-10.0	4.64	12.98	.5

FIELD EQUIPMENT AND CALIBRATION

	Model	Calibration
Water Level Probe	Heron	Checked Against Calibrated Length
Water Quality Meter	Aqua TROLL 500 w/ flow through cell	Twice Daily Calibration Verification also Calibrated Weekly

GENERAL COMMENTS

Ferrous Iron = 1.99 mg/L

Multi-Parameter Probe Unit # 821289

Field Parameters Measured in Flow-Through Cell

Pump Placement Depth = 23 ft

Pump Rate = .5 L/min

Well Diameter = 2"

Screen Interval = 10-30

	Historic (7-year average low and high / 2021 or Q8 / Avg in Bold)			
ORP	-81.9	154.3	-57.3	**49.4**
DO	0.01	3.44	0.01	**0.97**
PH	6.07	6.90	6.58	**6.37**
Cond.	0.788	1.034	1.026	**0.900**

WATER SAMPLE COLLECTION FIELD SHEET

GENERAL INFORMATION

SITE NAME	CHAAP	PROJECT NO.	60565355
SAMPLE NO.	PZ018-22A	WELL NO.	PZ018
DATE/TIME COLLECTED	5-18-22 / 1005	PERSONNEL	ME, SS
SAMPLE METHOD	PRO-ACTIVE SS MONSOON		
SAMPLE MEDIA:	Groundwater		
SAMPLE QA SPLIT:	YES **NO**	SPLIT SAMPLE NO.	NA
SAMPLE QC DUPLICATE:	YES **NO**	DUPLICATE SAMPLE NO.	NA
MS/MSD REQUESTED	YES **NO**	MS/MSD SAMPLE NO.	NA

SAMPLE CONTAINERS, PRESERVATIVES, ANALYSIS

Sample Container	Preservative	Analysis Requested
2 - 500 mL Amber	6°C	Explosives + MNX (8330A)
3 - 40 mL VOA	6°C, HCl	Methane (RSK 175)
1 - 500 mL HDPE	6°C, H_2SO_4	TKN (351.2), NH_3 (350.1), NO_2/NO_3 (353.2)
1 - 250 mL HDPE	6°C	SO_4 (9056A), Alkalinity (2320B)
1 - 250 mL HDPE	6°C, ZnOAc/NaOH	Sulfide (9034)
1 - 250 mL Amber	6°C	DOC (9060A)

WELL PURGING DATA

Date	5-18-22	Well Depth (ft. BTOC)	31.90
Time Started	915	Depth to Water (ft. BTOC)	14.62
Time Completed	1005	Water Column Length	17.28
PID Measurements		Well Casing Volume (per ft)	.16
Background	ND	Volume of Water in Well (L)	2.76
Breathing Zone	ND	Casing Volumes to Purge	NA
Well Head	ND	Minimum to Purge (L)	20
Purge Water	ND	Actual Purge (L)	25

FIELD MEASUREMENTS

Time	Amount Purged (L)	pH	Temperature (Celsius)	Conductivity (mS/cm)	Dissolved Oxygen (mg/L)	Redox (mV)	Turbidity (NTU)	Depth to Water (ft BTOC)	Purge Rate (L/min)
920	2.5	5.96	12.87	.809	.12	186.1	6.56	14.64	.5
925	5.0	6.09	12.95	.833	.04	138.4	5.92	14.64	.5
930	7.5	6.12	12.94	.830	.02	103.5	5.53	14.64	.5
935	10	6.13	13.03	.829	.01	78.1	5.62	14.64	.5
940	12.5	6.14	13.08	.828	.01	54.3	5.49	14.64	.5
~~945~~ 945	15	6.15	13.07	.829	.01	30.4	5.45	14.64	.5
950	17.5	6.15	13.07	.829	.01	11.6	5.36	14.64	.5
955	20	6.15	13.13	.923	.01	-0.6	5.48	14.64	.5
1000	22.5	6.16	13.17	.823	.01	-9.4	5.~~48~~10	14.64	.5
1005	25.0	6.16	13.16	.825	.01	-15.5	5.31	14.64	.5

FIELD EQUIPMENT AND CALIBRATION

	Model	Calibration
Water Level Probe	Heron	Checked Against Calibrated Length
Water Quality Meter	Aqua TROLL 500 w/ flow through cell	Twice Daily Calibration Verification also Calibrated Weekly

GENERAL COMMENTS

Ferrous Iron = 2.54 mg/L

Multi-Parameter Probe Unit # 821289

Field Parameters Measured in Flow-Through Cell

Pump Placement Depth = 23.5 ft

Pump Rate = .5 L/min

Well Diameter = 2"

Screen Interval = 10-30

	Historic (7-year average low and high / 2021 or Q8 / Avg in Bold)			
ORP	-97.0	177.2	-97.0	**44.7**
DO	0.01	9.26	0.11	**3.55**
PH	5.52	6.46	6.38	**6.14**
Cond.	0.520	1.174	1.174	**0.745**

WATER SAMPLE COLLECTION FIELD SHEET

GENERAL INFORMATION

SITE NAME	CHAAP	PROJECT NO.	60565355
SAMPLE NO.	PZ019-22A	WELL NO.	PZ019
DATE/TIME COLLECTED	5-17-22/1600	PERSONNEL	AG JO
SAMPLE METHOD	PRO-ACTIVE SS MONSOON		
SAMPLE MEDIA:	Groundwater		
SAMPLE QA SPLIT:	YES **NO**	SPLIT SAMPLE NO.	NA
SAMPLE QC DUPLICATE:	YES **NO**	DUPLICATE SAMPLE NO.	NA
MS/MSD REQUESTED	**YES** NO	MS/MSD SAMPLE NO.	PZ019-22A MS/MSD

SAMPLE CONTAINERS, PRESERVATIVES, ANALYSIS

Sample Container	Preservative	Analysis Requested
2 - 500 mL Amber	6°C	Explosives + MNX (8330A)
3 - 40 mL VOA	6°C, HCl	Methane (RSK 175)
1 - 500 mL HDPE	6°C, H_2S0_4	TKN (351.2), NH_3 (350.1), NO_2/NO_3 (353.2)
1 - 250 mL HDPE	6°C	SO_4 (9056A), Alkalinity (2320B)
1 - 250 mL HDPE	6°C, ZnOAc/NaOH	Sulfide (9034)
1 - 250 mL Amber	6°C	DOC (9060A)

WELL PURGING DATA

Date	5-17-22	Well Depth (ft. BTOC)	32.23
Time Started	~~AG 1455~~ 1515	Depth to Water (ft. BTOC)	18.72
Time Completed	1600	Water Column Length	13.51
PID Measurements		Well Casing Volume (per ft)	0.62 L
Background	ND	Volume of Water in Well (L)	8.37
Breathing Zone	ND	Casing Volumes to Purge	NA
Well Head	ND	Minimum to Purge (L)	22.5
Purge Water	ND	Actual Purge (L)	22.5

FIELD MEASUREMENTS

Time	Amount Purged (L)	pH	Temperature (Celsius)	Conductivity (mS/cm)	Dissolved Oxygen (mg/L)	Redox (mV)	Turbidity (NTU)	Depth to Water (ft BTOC)	Purge Rate (L/min)
1520	~~1500 AG~~ 2.5	6.75	14.44	0.590	8.81	110.1	26.97	18.75	0.5
1525	~~1505 AG~~ 5.0	6.57	14.41	0.588	8.80	112.1	9.91	18.75	0.5
1530	~~1510 AG~~ 7.5	6.68	15.41	0.565	8.81	113.7	8.38	18.75	0.5
1535	~~1515 AG~~ 10.0	6.52	15.19	0.560	8.89	133.6	6.03	18.75	0.5
1540	~~1520 AG~~ 12.5	6.48	14.86	0.556	8.85	143.8	3.80	18.75	0.5
1545	~~1525 AG~~ 15.0	6.40	15.07	0.561	8.81	154.7	2.67	18.75	0.5
1550	~~1530 AG~~ 17.5	6.35	14.93	0.561	8.81	158.9	1.89	18.75	0.5
1555	~~1535 AG~~ 20.0	6.33	15.01	0.567	8.76	161.1	1.22	18.75	0.5
1600	~~1540 AG~~ 22.5	6.34	15.39	0.562	8.76	154.5	2.69	18.75	0.5
	AG								

FIELD EQUIPMENT AND CALIBRATION

	Model	Calibration
Water Level Probe	Heron	Checked Against Calibrated Length
Water Quality Meter	Aqua TROLL 500 w/ flow through cell	Twice Daily Calibration Verification also Calibrated Weekly

GENERAL COMMENTS

Ferrous Iron = ~~2.6 AG~~ mg/L 0.27

Multi-Parameter Probe Unit # 863001

Field Parameters Measured in Flow-Through Cell

Pump Placement Depth = 20 ft

Pump Rate = 0.5 L/min

Well Diameter = 2"

Screen Interval = 10-30

	Historic (7-year average low and high / 2021 or Q8 / Avg in Bold)			
ORP	-4.3	207.1	177.8	**138.1**
DO	7.35	10.83	7.76	**8.87**
PH	6.03	6.49	6.32	**6.32**
Cond.	0.377	0.779	0.779	**0.620**

WATER SAMPLE COLLECTION FIELD SHEET

GENERAL INFORMATION

SITE NAME	CHAAP	PROJECT NO.	60565355
SAMPLE NO.	PZ020-22A	WELL NO.	PZ020
DATE/TIME COLLECTED	5-18-22 / 1305	PERSONNEL	RE, SS
SAMPLE METHOD	PRO-ACTIVE SS MONSOON		

SAMPLE MEDIA:	Groundwater			
SAMPLE QA SPLIT:	YES	NO	SPLIT SAMPLE NO.	NA
SAMPLE QC DUPLICATE:	YES	NO	DUPLICATE SAMPLE NO.	NA
MS/MSD REQUESTED	YES	NO	MS/MSD SAMPLE NO.	NA

SAMPLE CONTAINERS, PRESERVATIVES, ANALYSIS

Sample Container	Preservative	Analysis Requested
2 - 500 mL Amber	6°C	Explosives + MNX (8330A)
3 - 40 mL VOA	6°C, HCl	Methane (RSK 175)
1 - 500 mL HDPE	6°C, H_2S0_4	TKN (351.2), NH_3 (350.1), NO_2/NO_3 (353.2)
1 - 250 mL HDPE	6°C	SO_4 (9056A), Alkalinity (2320B)
1 - 250 mL HDPE	6°C, ZnOAc/NaOH	Sulfide (9034)
1 - 250 mL Amber	6°C	DOC (9060A)

WELL PURGING DATA

Date	5-18-22	Well Depth (ft. BTOC)	32.33
Time Started	1205	Depth to Water (ft. BTOC)	17.30
Time Completed	1305	Water Column Length	15.03
PID Measurements		Well Casing Volume (per ft)	.16
Background	ND	Volume of Water in Well (L)	2.40
Breathing Zone	ND	Casing Volumes to Purge	NA
Well Head	ND	Minimum to Purge (L)	20
Purge Water	ND	Actual Purge (L)	30

FIELD MEASUREMENTS

Time	Amount Purged (L)	pH	Temperature (Celsius)	Conductivity (mS/cm)	Dissolved Oxygen (mg/L)	Redox (mV)	Turbidity (NTU)	Depth to Water (ft BTOC)	Purge Rate (L/min)
1210	2.5	5.31	13.71	.826	0.56	25.2	3.38	17.30	.5
1215	5.0	5.76	13.84	.842	0.60	25.0	3.35	17.30	.5
1220	7.5	6.04	13.64	.846	0.59	25.0	3.48	17.30	.5
1225	10	6.34	13.88	.850	0.61	145.7	3.37	17.30	.5
1230	12.5	6.63	16.97	1.970	0.62	242.2	3.31	17.30	.5
1235	15	6.68	18.10	.970	0.60	204.6	3.32	17.30	.5
1240	17.5	6.68	18.17	.896	.59 ~~0.89~~	196.9	3.27	17.30	.5
1245	20	6.69	18.26	.965	.60 ~~0.96~~	190.2	3.18	17.30	.5
1250	22.5	6.70	18.45	.893	.59 ~~0.89~~	184.1	3.11	17.30	.5
1255	25.0	6.70	18.49	.754	.58 ~~0.75~~	178.6	3.15	17.30	.5
1300	27.5	6.71	18.62	.673	.59	173.4	3.35	17.30	.5
1305	30.0	6.70	18.75	.604	.59	169.1	3.24	17.30	.5

FIELD EQUIPMENT AND CALIBRATION

	Model	Calibration
Water Level Probe	Heron	Checked Against Calibrated Length
Water Quality Meter	Aqua TROLL 500 w/ flow through cell	Twice Daily Calibration Verification also Calibrated Weekly

GENERAL COMMENTS

Ferrous Iron = 0.00 mg/L

Multi-Parameter Probe Unit # 821289

Field Parameters Measured in Flow-Through Cell

Pump Placement Depth = 25 ft

Pump Rate = .5 L/min

Well Diameter = 2"

Screen Interval = 10-30

	Historic (7-year average low and high / 2021 or Q8 / Avg in Bold)			
ORP	92.8	166.3	99.6	**116.5**
DO	0.76	7.07	1.37	**3.26**
PH	6.54	6.91	6.88	**6.81**
Cond.	0.916	1.350	0.994	**1.073**

WATER SAMPLE COLLECTION FIELD SHEET

GENERAL INFORMATION

SITE NAME	CHAAP	PROJECT NO.	60565355
SAMPLE NO.	G0053-22A	WELL NO.	G0053
DATE/TIME COLLECTED	5-18-22 / 1010	PERSONNEL	AG
SAMPLE METHOD	PRO-ACTIVE SS MONSOON		JO
SAMPLE MEDIA:	Groundwater		
SAMPLE QA SPLIT:	YES / **NO**	SPLIT SAMPLE NO.	NA
SAMPLE QC DUPLICATE:	YES / **NO**	DUPLICATE SAMPLE NO.	NA
MS/MSD REQUESTED	YES / **NO**	MS/MSD SAMPLE NO.	NA

SAMPLE CONTAINERS, PRESERVATIVES, ANALYSIS

Sample Container	Preservative	Analysis Requested
3 - 40 mL VOA	6°C, HCl	VOC (8260B/5030B)
3 - 40 mL VOA	6°C, HCl	Methane, Ethane, Ethene (RSK 175)
1 - 500 mL HDPE	6°C, H_2SO_4	NO2/NO3 (353.2)
1 - 250 mL HDPE	6°C	SO_4 (9056A), Alkalinity (2320B)

WELL PURGING DATA

Date	5-18-22	Well Depth (ft BTOC)	25.13
Time Started	0925	Depth to Water (ft BTOC)	13.80 AG
Time Completed	1010	Water Column Length	11.33 AG
PID Measurements		Well Casing Volume (per ft)	2.47
Background	ND	Volume of Water in Well (L)	AG ~~32.93~~ 27.99
Breathing Zone	ND	Casing Volumes to Purge	NA
Well Head	ND	Minimum to Purge (L)	22.5
Purge Water	ND	Actual Purge (L)	22.5

FIELD MEASUREMENTS

Time	Amount Purged (L)	pH	Temperature (Celsius)	Conductivity (mS/cm)	Dissolved Oxygen (mg/L)	Redox (mV)	Turbidity (NTU)	Depth to Water (ft BTOC)	Purge Rate (L/min)
0930	2.5	5.88	14.82	0.378	3.71	78.1	63.00	13.80	0.5
0935	5.0	5.87	14.79	0.379	3.70	78.8	34.00	13.80	0.5
0940	7.5	5.84	14.68	0.378	3.71	82.4	63.48	13.80	0.5
0945	10.0	5.81	14.60	0.379	3.72	90.2	21.21	13.80	0.5
0950	12.5	5.79	14.37	0.379	3.70	98.1	13.15	13.80	0.5
0955	15.0	5.79	14.44	0.380	3.69	104.2	9.30	13.80	0.5
1000	17.5	5.80	14.76	0.382	3.67	108.8	4.65	13.80	0.5
1005	20.0	5.84	14.61	0.383	3.64	112.3	2.90	13.80	0.5
1010	22.5	5.86	14.73	0.383	3.62	115.3	2.13	13.80	0.5
	AG								

FIELD EQUIPMENT AND CALIBRATION

	Model	Calibration
Water Level Probe	Heron	Checked Against Calibrated Length
Water Quality Meter	Aqua TROLL 500 w/ flow through cell	Twice Daily Calibration Verification also Calibrated Weekly

GENERAL COMMENTS

Ferrous Iron = 0.64 mg/L

Multi-Parameter Probe Unit # 863001

Field Parameters Measured in Flow-Through Cell

Pump Placement Depth = 20 ft

Pump Rate = 0.5 L/min

Well Diameter = 4"

Screen Interval =

	Not sampled 2017, 2018, 2020, or 2021			
	Historic (7-year average low and high / 2021 / Avg in **Bold**)			
ORP	108.3	171.6	NS	**140.0**
DO	0.96	1.67	NS	**1.32**
PH	5.63	5.80	NS	**5.72**
Cond.	0.230	0.359	NS	**0.295**

WATER SAMPLE COLLECTION FIELD SHEET

GENERAL INFORMATION

SITE NAME	CHAAP	PROJECT NO.	60565355
SAMPLE NO.	G0069-22A	WELL NO.	G0069
DATE/TIME COLLECTED	5-18-22 / 1115	PERSONNEL	AG
SAMPLE METHOD	PRO-ACTIVE SS MONSOON		JO
SAMPLE MEDIA:	Groundwater		
SAMPLE QA SPLIT:	YES **NO**	SPLIT SAMPLE NO.	NA
SAMPLE QC DUPLICATE:	YES **NO**	DUPLICATE SAMPLE NO.	NA
MS/MSD REQUESTED	YES **NO**	MS/MSD SAMPLE NO.	NA

SAMPLE CONTAINERS, PRESERVATIVES, ANALYSIS

Sample Container	Preservative	Analysis Requested
3 - 40 mL VOA	6°C, HCl	VOC (8260B/5030B)
3 - 40 mL VOA	6°C, HCl	Methane, Ethane, Ethene (RSK 175)
1 - 500 mL HDPE	6°C, H_2SO_4	NO2/NO3 (353.2)
1 - 250 mL HDPE	6°C	SO_4 (9056A), Alkalinity (2320B)
2 - 1 L Amber	6°C	DRO (8015B)

WELL PURGING DATA

Date	5-18-22	Well Depth (ft BTOC)	25.24
Time Started	1030	Depth to Water (ft BTOC)	11.54
Time Completed	1115	Water Column Length	13.7
PID Measurements		Well Casing Volume (per ft)	2.47
Background	ND	Volume of Water in Well (L)	33.84
Breathing Zone	ND	Casing Volumes to Purge	NA
Well Head	ND	Minimum to Purge (L)	22.5
Purge Water	ND	Actual Purge (L)	22.5

FIELD MEASUREMENTS

Time	Amount Purged (L)	pH	Temperature (Celsius)	Conductivity (mS/cm)	Dissolved Oxygen (mg/L)	Redox (mV)	Turbidity (NTU)	Depth to Water (ft BTOC)	Purge Rate (L/min)
1035	2.5	6.08	12.81	0.208	~~134.6~~ 1.43	134.6	11.87	11.55	0.5
1040	5.0	5.94	12.80	0.209	1.35	137.6	10.42	11.55	0.5
1045	7.5	5.80	12.96	0.209	1.29	145.6	8.77	11.55	0.5
1050	10.0	5.72	13.82	0.211	1.27	151.2	6.77	11.55	0.5
1055	12.5	5.75	14.22	0.212	1.26	151.1	6.30	11.55	0.5
1100	15.0	5.83	14.01	0.213	1.25	148.3	6.91	11.55	0.5
1105	17.5	5.89	13.77	0.214	1.24	146.8	5.61	11.55	0.5
1110	20.0	5.92	13.58	0.213	1.23	147.2	5.65	11.55	0.5
1115	22.5	5.95	13.52	0.214	1.20	147.6	5.42	11.55	0.5
	AG								

FIELD EQUIPMENT AND CALIBRATION

	Model	Calibration
Water Level Probe	Heron	Checked Against Calibrated Length
Water Quality Meter	Aqua TROLL 500 w/ flow through cell	Twice Daily Calibration Verification also Calibrated Weekly

GENERAL COMMENTS

Ferrous Iron = 0.31 mg/L

Multi-Parameter Probe Unit # 863001

Field Parameters Measured in Flow-Through Cell

Pump Placement Depth = 20 ft

Pump Rate = 0.5 L/min

Well Diameter = 4"

Screen Interval =

Not sampled 2017, 2018, 2020, or 2021

	Historic (7-year average low and high / 2021 / Avg in **Bold**)			
ORP	132.2	232.1	NS	**182.2**
DO	2.13	6.80	NS	**4.47**
PH	6.01	6.19	NS	**6.10**
Cond.	0.251	0.276	NS	**0.264**

WATER SAMPLE COLLECTION FIELD SHEET

GENERAL INFORMATION

SITE NAME	CHAAP	PROJECT NO.	60565355
SAMPLE NO.	SAMW1-22A	WELL NO.	SAMW1
DATE/TIME COLLECTED	5-18-22/1410	PERSONNEL	AG
SAMPLE METHOD	PRO-ACTIVE SS MONSOON		JO
SAMPLE MEDIA:	Groundwater		
SAMPLE QA SPLIT:	YES **NO**	SPLIT SAMPLE NO.	NA
SAMPLE QC DUPLICATE:	YES **NO**	DUPLICATE SAMPLE NO.	NA
MS/MSD REQUESTED	YES **NO**	MS/MSD SAMPLE NO.	NA

SAMPLE CONTAINERS, PRESERVATIVES, ANALYSIS

Sample Container	Preservative	Analysis Requested
3 - 40 mL VOA	6°C, HCl	VOC (8260B/5030B)
3 - 40 mL VOA	6°C, HCl	Methane, Ethane, Ethene (RSK 175)
1 - 500 mL HDPE	6°C, H_2SO_4	NO2/NO3 (353.2)
1 - 250 mL HDPE	6°C	SO_4 (9056A), Alkalinity (2320B)

WELL PURGING DATA

Date	5-18-22	Well Depth (ft BTOC)	22.18
Time Started	1320	Depth to Water (ft BTOC)	11.56
Time Completed	1410	Water Column Length	10.62
PID Measurements		Well Casing Volume (per ft)	2.47L ~~26.23 AG~~
Background	ND	Volume of Water in Well (L)	26.23
Breathing Zone	ND	Casing Volumes to Purge	NA
Well Head	ND	Minimum to Purge (L)	22.5
Purge Water		Actual Purge (L)	22.5

FIELD MEASUREMENTS

Time	Amount Purged (L)	pH	Temperature (Celsius)	Conductivity (mS/cm)	Dissolved Oxygen (mg/L)	Redox (mV)	Turbidity (NTU)	Depth to Water (ft BTOC)	Purge Rate (L/min)
		6.48 AG							
1330	2.5	~~6.48~~	13.51	0.284	0.31	137.4	4.92	11.56	0.5
1335	5.0	6.42	15.91	0.280	0.33	140.5	5.24	11.55	0.5
1340	7.5	6.47	16.26	0.281	0.36	134.6	4.66	11.55	0.5
1345	10.0	6.51	16.85	0.279	0.40	155.4	7.03	11.55	0.5
1350	12.5	6.48	14.09	0.279	~~0.270~~ 0.42	153.8	4.08	11.55	0.5
1355	15.0	6.46	13.18	0.280	0.52	152.9	3.34	11.55	0.5
1400	17.5	6.42	13.58	0.281	0.69	153.3	2.85	11.55	0.5
1405	20.0	6.40	13.99	0.283	0.82	151.6	2.77	11.55	0.5
1410	22.5	6.37	14.28	0.282	0.85	151.2	2.75	11.55	0.5

FIELD EQUIPMENT AND CALIBRATION

	Model	Calibration
Water Level Probe	Heron	Checked Against Calibrated Length
Water Quality Meter	Aqua TROLL 500 w/ flow through cell	Twice Daily Calibration Verification also Calibrated Weekly

GENERAL COMMENTS

Ferrous Iron = 0.10 mg/L

Multi-Parameter Probe Unit # 863001

Field Parameters Measured in Flow-Through Cell

Pump Placement Depth = 15 ft

Pump Rate = 0.5 L/min

Well Diameter = 4"

Screen Interval =

Not sampled 2017, 2018, 2020, or 2021

Historic (7-year average low and high / 2021 / Avg in **Bold**)

ORP	177.6	191.4	NS	**184.5**
DO	6.81	6.95	NS	**6.88**
PH	5.95	6.12	NS	**6.04**
Cond.	0.313	0.341	NS	**0.327**

WATER SAMPLE COLLECTION FIELD SHEET

GENERAL INFORMATION

SITE NAME	CHAAP	PROJECT NO.	60565355
SAMPLE NO.	SHGW02-22A	WELL NO.	SHGW02
DATE/TIME COLLECTED	5-18-22 / 0905	PERSONNEL	AG JO
SAMPLE METHOD	PRO-ACTIVE SS MONSOON		
SAMPLE MEDIA:	Groundwater		
SAMPLE QA SPLIT:	YES / **NO**	SPLIT SAMPLE NO.	NA
SAMPLE QC DUPLICATE:	**YES** / NO	DUPLICATE SAMPLE NO.	SHGW05-22A @ 0920
MS/MSD REQUESTED	YES / **NO**	MS/MSD SAMPLE NO.	NA

SAMPLE CONTAINERS, PRESERVATIVES, ANALYSIS

Sample Container	Preservative	Analysis Requested
3 - 40 mL VOA	6°C, HCl	VOC (8260B/5030B)
3 - 40 mL VOA	6°C, HCl	Methane, Ethane, Ethene (RSK 175)
1 - 500 mL HDPE	6°C, H_2S0_4	NO2/NO3 (353.2)
1 - 250 mL HDPE	6°C	SO_4 (9056A), Alkalinity (2320B)

WELL PURGING DATA

Date	5-18-22	Well Depth (ft BTOC)	24.11
Time Started	0820	Depth to Water (ft BTOC)	13.57
Time Completed	0905	Water Column Length	10.54
PID Measurements		Well Casing Volume (per ft)	2.47L
Background	ND	Volume of Water in Well (L)	26.03
Breathing Zone	ND	Casing Volumes to Purge	NA
Well Head	ND	Minimum to Purge (L)	22.5
Purge Water	ND	Actual Purge (L)	22.5

FIELD MEASUREMENTS

Time	Amount Purged (L)	pH	Temperature (Celsius)	Conductivity (mS/cm)	Dissolved Oxygen (mg/L)	Redox (mV)	Turbidity (NTU)	Depth to Water (ft BTOC)	Purge Rate (L/min)
				NG 3					
0825	2.5	5.12	12.91	0.395	0.11	28.0	10.27	13.90	0.5
0830	5.0	5.25	12.82	0.391	0.06	-1.0	9.27	13.95	0.5
0835	7.5	5.35	12.84	0.393	0.04	-14.6	6.82	13.97	0.5
0840	10.0	5.40	12.84	0.395	0.03	-22.3	4.73	13.99	0.5
0845	12.5	5.48	13.00	0.398	0.03	-29.2	3.94	14.00	0.5
0850	15.0	5.54	13.02	0.400	0.02	-33.9	3.26	13.98	0.5
0855	17.5	5.60	13.12	0.402	0.02	-38.4	2.60	13.97	0.5
0900	20.0	4.95	13.10	0.402	0.02	-41.3	4.11	13.95	0.5
0905	22.5	5.06	13.01	0.403	0.02	-43.5	4.02	13.98	0.5
				AG					

FIELD EQUIPMENT AND CALIBRATION

	Model	Calibration
Water Level Probe	Heron	Checked Against Calibrated Length
Water Quality Meter	Aqua TROLL 500 w/ flow through cell	Twice Daily Calibration Verification also Calibrated Weekly

GENERAL COMMENTS

Ferrous Iron = 2.51 mg/L

Multi-Parameter Probe Unit # 863001

Field Parameters Measured in Flow-Through Cell

Pump Placement Depth = 14 ft

Pump Rate = 0.5 L/min

Well Diameter = 4"

Screen Interval = 6-21

	Historic (7-year average low and high / 2021 / Avg in Bold)			
ORP	-110.0	45.9	-110.0	**-26.6**
DO	0.02	0.53	0.02	**0.32**
PH	4.60	6.05	5.63	**5.62**
Cond.	0.354	0.560	0.560	**0.455**

WATER SAMPLE COLLECTION FIELD SHEET

GENERAL INFORMATION

SITE NAME	CHAAP	PROJECT NO.	60565355
SAMPLE NO.	SHGW03-22A	WELL NO.	SHGW03
DATE/TIME COLLECTED	5-18-22/	PERSONNEL	AG
SAMPLE METHOD	PRO-ACTIVE SS MONSOON		JO
SAMPLE MEDIA:	Groundwater		
SAMPLE QA SPLIT:	YES / **NO**	SPLIT SAMPLE NO.	NA
SAMPLE QC DUPLICATE:	YES / **NO**	DUPLICATE SAMPLE NO.	NA
MS/MSD REQUESTED	YES / **NO**	MS/MSD SAMPLE NO.	NA

SAMPLE CONTAINERS, PRESERVATIVES, ANALYSIS

Sample Container	Preservative	Analysis Requested
3 - 40 mL VOA	6°C, HCl	VOC (8260B/5030B)
3 - 40 mL VOA	6°C, HCl	Methane, Ethane, Ethene (RSK 175)
1 - 500 mL HDPE	6°C, H_2SO_4	NO2/NO3 (353.2)
1 - 250 mL HDPE	6°C	SO_4 (9056A), Alkalinity (2320B)
2 - 1 L Amber	6°C	DRO (8015B)

WELL PURGING DATA

Date	5-18-22	Well Depth (ft BTOC)	23.70
Time Started	1435	Depth to Water (ft BTOC)	12.52
Time Completed	1520	Water Column Length	11.18
PID Measurements		Well Casing Volume (per ft)	2.47
Background	ND	Volume of Water in Well (L)	27.61
Breathing Zone	ND	Casing Volumes to Purge	NA
Well Head	ND	Minimum to Purge (L)	22.5
Purge Water	ND	Actual Purge (L)	22.5

LNAPL / DNAPL Present: **YES / NO** Method Used _____ Thickness (ft) _____

FIELD MEASUREMENTS

Time	Amount Purged (L)	pH	Temperature (Celsius)	Conductivity (mS/cm)	Dissolved Oxygen (mg/L)	Redox (mV)	Turbidity (NTU)	Depth to Water (ft BTOC)	Purge Rate (L/min)
1440	2.5	5.93	13.50	0.280	0.78	180.4	46.72	12.65	0.5
1445	5.0	5.69	13.53	0.284	0.70	167.2	35.46	12.65	0.5
1450	7.5	5.65	13.51	0.292	0.63	142.4	26.11	12.65	0.5
1455	10.0	5.67	13.52	0.300	0.53	122.6	17.19	12.65	0.5
1500	12.5	5.69	13.52	0.310	0.44	106.8	13.53	12.65	0.5
1505	15.0	5.71	13.19	0.318	0.37	93.8	9.11	12.65	0.5
1510	17.5	5.73	12.99	0.328	0.29	88.3	4.34	12.65	0.5
1515	20.0	5.73	13.35	0.331	0.27	78.8	3.33	12.65	0.5
1520	22.5	5.76	13.30	0.330	0.24	69.0	2.81	12.65	0.5
				AG					

FIELD EQUIPMENT AND CALIBRATION

	Model	Calibration
Water Level Probe	Heron	Checked Against Calibrated Length
Water Quality Meter	Aqua TROLL 500 w/ flow through cell	Twice Daily Calibration Verification also Calibrated Weekly

GENERAL COMMENTS

Ferrous Iron = 1.03 mg/L

Multi-Parameter Probe Unit # Heron 6

Field Parameters Measured in Flow-Through Cell

Pump Placement Depth = 14 ft

Pump Rate = 0.5 L/min

Well Diameter = 4"

Screen Interval = 6-21

	Historic (7-year average low and high / 2021 / Avg in Bold)			
ORP	-104.2	113.7	113.7	**3.4**
DO	0.27	1.05	1.05	**0.53**
PH	5.88	6.26	5.88	**6.09**
Cond.	0.362	0.578	0.450	**0.427**

WATER SAMPLE COLLECTION FIELD SHEET

GENERAL INFORMATION

SITE NAME	CHAAP	PROJECT NO.	60565355
SAMPLE NO.	SHGW04-22A	WELL NO.	SHGW04
DATE/TIME COLLECTED	5-18-22/1235	PERSONNEL	AG
SAMPLE METHOD	PRO-ACTIVE SS MONSOON		JO
SAMPLE MEDIA:	Groundwater		
SAMPLE QA SPLIT:	YES **NO**	SPLIT SAMPLE NO.	NA
SAMPLE QC DUPLICATE:	YES **NO**	DUPLICATE SAMPLE NO.	NA
MS/MSD REQUESTED	YES **NO**	MS/MSD SAMPLE NO.	NA

SAMPLE CONTAINERS, PRESERVATIVES, ANALYSIS

Sample Container	Preservative	Analysis Requested
3 - 40 mL VOA	6°C, HCl	VOC (8260B/5030B)
3 - 40 mL VOA	6°C, HCl	Methane, Ethane, Ethene (RSK 175)
1 - 500 mL HDPE	6°C, H_2SO_4	NO2/NO3 (353.2)
1 - 250 mL HDPE	6°C	SO_4 (9056A), Alkalinity (2320B)
2 - 1 L Amber	6°C	DRO (8015B)

WELL PURGING DATA

Date	5-18-22	Well Depth (ft BTOC)	23.09
Time Started	1150	Depth to Water (ft BTOC)	11.31
Time Completed	1235	Water Column Length	11.78
PID Measurements		Well Casing Volume (per ft)	2.47
Background	ND	Volume of Water in Well (L)	29.09
Breathing Zone	ND	Casing Volumes to Purge	NA
Well Head	NO	Minimum to Purge (L)	22.5
Purge Water	ND	Actual Purge (L)	22.5

FIELD MEASUREMENTS

Time	Amount Purged (L)	pH	Temperature (Celsius)	Conductivity (mS/cm)	Dissolved Oxygen (mg/L)	Redox (mV)	Turbidity (NTU)	Depth to Water (ft BTOC)	Purge Rate (L/min)
1155	2.5	5.79	13.37	0.390	0.02	62.0	13.60	11.41	0.5
1200	5.0	6.19	13.07	0.385	0.01	70.3	10.49	11.42	0.5
1205	7.5	6.20	13.09	0.386	0.01	67.7	10.39	11.42	0.5
1210	10.0	6.22	13.02	0.386	0.00	84.1	8.86	11.42	0.5
1215	12.5	6.21	12.87	0.386	0.00	74.5	7.70	11.42	0.5
1220	15.0	6.17	12.91	0.388	0.00	73.0	7.31	11.42	0.5
1225	17.5	6.14	13.08	0.389	0.00	73.2	7.26	11.42	0.5
1230	20.0	6.10	12.85	0.390	0.00	77.9	6.60	11.42	0.5
1235	22.5	6.09	12.94	0.391	0.00	74.0	5.34	11.42	0.5
							AG		

FIELD EQUIPMENT AND CALIBRATION

	Model	Calibration
Water Level Probe	Heron	Checked Against Calibrated Length
Water Quality Meter	Aqua TROLL 500 w/ flow through cell	Twice Daily Calibration Verification also Calibrated Weekly

GENERAL COMMENTS

Ferrous Iron = 1.13 mg/L

Multi-Parameter Probe Unit # 863001

Field Parameters Measured in Flow-Through Cell

Pump Placement Depth = 20 ft

Pump Rate = 0.5 L/min

Well Diameter = 4"

Screen Interval = 15.5-20.5

	Not sampled 2017, 2018, 2020, or 2021			
	Historic (7-year average low and high / 2021 / Avg in **Bold**)			
ORP	158.5	193.0	NS	**175.8**
DO	1.57	2.55	NS	**2.06**
PH	5.97	6.06	NS	**6.02**
Cond.	0.317	0.423	NS	**0.370**

DAILY QUALITY CONTROL REPORT

Date **05/10/22**

Day	S	S	M	T	W	T	F
				X			

On Site Hours	0730-1700
Travel Time	0.5
Office Time	0.5

COE Project Manager	Brian Fettin
Project	CHAAP 2022
	OU1-OU3 LTM
Project No.	60565355
Contract No.	W9128F-18-D-0020

Weather	Bright Sun		Clear	Overcast	Rain	Snow
				X		
Temp	To 32		32-50	50-70	70-85	85 up
					X	
Wind	Still	Moderate		High	**Report No.**	
		X				
Humidity	Dry	Moderate		Humid	1	
		X				

Subcontractors on Site:

None.

Equipment on Site:

Support trucks, Monsoon pumps and tubing, laboratory provided sample containers, IDW buckets, decon supplies, Aqua Troll 500, LaMotte turbidity meters, Hach Colormeters, water level meters, MiniRAE PIDs, level D PPE, first-aid/safety supplies, and field/safety paperwork.

Visitors on Site:

None.

AECOM/Brice Personnel on Site:

AECOM - Bob Exceen, Ryan Herold, Jonathan Ortiz; Brice - Ali Green

Field Work Performed (including sampling):

-Began OU1-OU3 LTM sampling event (water level measurments and MW sampling).

Began site-wide water level measurement round.

-OU1/OU3 sample analysis will be completed in accordance with Addendum 2, and Addendum 3 UFP-QAPPs.
-Containerized IDW purge/decontamination water in a designated labeled 1500-gallon poly tank at GWTF.

Quality Control Activities (including field calibration):

-Calibration check of PIDs (serial #'s 110-014926, 110-014888), water level indicators (#'s 1324-T, 1323-T).

Health and Safety and Activities:

Had the initial H&S meeting with all personnel on site. All persons on site completed required paperwork/checklists and discussed sections of QAPP-APP/SSHP and H&S procedures including: PPE, pump and traffic safety, potential exposure to explosives contamination, fire hazards, heat stress, hearing protection, slip-trip-falls, COVID-19, and lifting hazards. Discussed route to hospital, severe weather procedures, farming activities, and trains and railroad track safety. Utility locates were performed (Nebraska811) and utilities were marked.

-Re-capped overall health and safety concerns, stressed road, COVID-19, and sampling safety.
-Completed Daily Tailgate Meeting Sheet
-Completed Daily Task Hazard Assessment Sheet

Observations/Problems Encountered/Corrective Action Taken:

None.

Office Work Performed:

-Organized paperwork and equipment, scanned SCFSs.
-Completed DQCR.

By Ryan Herold **Title** Field Manager

DAILY QUALITY CONTROL REPORT

Date	**05/11/22**

Day	S	S	M	T	W	T	F
					X		

On Site Hours	0700-1700
Travel Time	0.5
Office Time	0.5

COE Project Manager	Brian Fettin
Project	CHAAP 2022
	OU1-OU3 LTM
Project No.	60565355
Contract No.	W9128F-18-D-0020

Weather	Bright Sun		Clear	Overcast	Rain	Snow
			X	X	X	
Temp	To 32		32-50	50-70	70-85	85 up
						X
Wind	Still	Moderate		High	**Report No.**	
				X		
Humidity	Dry	Moderate		Humid	2	
				X		

Subcontractors on Site:

None.

Equipment on Site:

Support trucks, Monsoon pumps and tubing, laboratory provided sample containers, IDW buckets, decon supplies, Aqua Troll 500, LaMotte turbidity meters, Hach Colormeters, water level meters, MiniRAE PIDs, level D PPE, first-aid/safety supplies, and field/safety paperwork.

Visitors on Site:

None.

AECOM/Brice Personnel on Site:

AECOM - Bob Exceen, Ryan Herold, Jonathan Ortiz; Brice - Ali Green, Gary Carson

Field Work Performed (including sampling):

-Continued OU1-OU3 LTM sampling event (water level measurments and MW sampling).

-Completed site-wide water level measurement round.

Monitoring Wells sampled (9)

CA210-22A	G0082-22A
CA211-22A	G0083-22A
CA212-22A	
CA213-22A	
NW070-22A	
NW071-22A	
G0080-22A	

-OU1/OU3 sample analysis will be completed in accordance with Addendum 2, and Addendum 3 UFP-QAPPs.
-Containerized IDW purge/decontamination water in a designated labeled 1500-gallon poly tank at GWTF.

Quality Control Activities (including field calibration):

-Calibration check of PIDs (serial #'s 110-014926, 110-014888), water level indicators (#'s 1324-T, 1323-T), Aqua Troll 500 #1 (serial #821289) #2 (Serial #863001).

Health and Safety and Activities:

Had the daily H&S meeting with all personnel on site. All persons on site completed required paperwork/checklists and discussed sections of QAPP-APP/SSHP and H&S procedures including: PPE, pump and traffic safety, potential exposure to explosives contamination, fire hazards, heat stress, hearing protection, slip-trip-falls, COVID-19, and lifting hazards. Discussed route to hospital, severe weather procedures, farming activities, and trains and railroad track safety. Utility locates were performed (Nebraska811) and utilities were marked.

-Re-capped overall health and safety concerns, stressed road, COVID-19, and sampling safety.
-Completed Daily Tailgate Meeting Sheet
-Completed Daily Task Hazard Assessment Sheet

Observations/Problems Encountered/Corrective Action Taken:

None.

Office Work Performed:

-Organized paperwork and equipment, scanned SCFSs.
-Completed DQCR.

By Ryan Herold **Title** Field Manager

DAILY QUALITY CONTROL REPORT

Date	**05/12/22**

Day	S	S	M	T	W	T	F
						X	

On Site Hours	0700-1600
Travel Time	0.5
Office Time	0.5

COE Project Manager	Brian Fettin
Project	CHAAP 2022
	OU1-OU3 LTM
Project No.	60565355
Contract No.	W9128F-18-D-0020

Weather	Bright Sun		Clear X	Overcast X	Rain X	Snow
Temp	To 32		32-50	50-70	70-85	85 up X
Wind	Still	Moderate		High X	**Report No.**	
Humidity	Dry	Moderate		Humid X	3	

Subcontractors on Site:

None.

Equipment on Site:

Support trucks, Monsoon pumps and tubing, laboratory provided sample containers, IDW buckets, decon supplies, Aqua Troll 500, LaMotte turbidity meters, Hach Colormeters, water level meters, MiniRAE PIDs, level D PPE, first-aid/safety supplies, and field/safety paperwork.

Visitors on Site:

None.

AECOM/Brice Personnel on Site:

AECOM - Bob Exceen, Ryan Herold, Jonathan Ortiz; Brice - Ali Green, Gary Carson

Field Work Performed (including sampling):

-Continued OU1-OU3 LTM sampling event (water level measurments and MW sampling).

Monitoring Wells sampled (9)

G0070-22A
G0075-22A
G0076-22A
G0079-22A
NW060-22A
NW061-22A
NW062-22A
G0091-22A
G0092-22A

-OU1/OU3 sample analysis will be completed in accordance with Addendum 2, and Addendum 3 UFP-QAPPs.
-Containerized IDW purge/decontamination water in a designated labeled 1500-gallon poly tank at GWTF.

Quality Control Activities (including field calibration):

-Calibration check of PIDs (serial #'s 110-014926, 110-014888) , water level indicators (#'s 1324-T, 1323-T), Aqua Troll 500 #1 (serial #821289) #2 (Serial #863001).

-G0070 (MS/MSD), NW062 (MS/MSD)

Health and Safety and Activities:

Had the daily H&S meeting with all personnel on site. All persons on site completed required paperwork/checklists and discussed sections of QAPP-APP/SSHP and H&S procedures including: PPE, pump and traffic safety, potential exposure to explosives contamination, fire hazards, heat stress, hearing protection, slip-trip-falls, COVID-19, and lifting hazards. Discussed route to hospital, severe weather procedures, farming activities, and trains and railroad track safety. Utility locates were performed (Nebraska811) and utilities were marked.

-Re-capped overall health and safety concerns, stressed road, COVID-19, and sampling safety.
-Completed Daily Tailgate Meeting Sheet
-Completed Daily Task Hazard Assessment Sheet

Observations/Problems Encountered/Corrective Action Taken:

Sever thunderstorms (lightening and high winds) shut us down this afternoon.

Office Work Performed:

-Organized paperwork and equipment, scanned SCFSs.
-Completed DQCR.

By Ryan Herold **Title** Field Manager

DAILY QUALITY CONTROL REPORT

Date	**05/13/22**

Day	S	S	M	T	W	T	F
							X

On Site Hours	0700-1730
Travel Time	0.5
Office Time	0.5

COE Project Manager	Brian Fettin
Project	CHAAP 2022
	OU1-OU3 LTM
Project No.	60565355
Contract No.	W9128F-18-D-0020

Weather	Bright Sun	Clear	Overcast	Rain	Snow
		X			
Temp	To 32	32-50	50-70	70-85	85 up
					X
Wind	Still	Moderate	High	**Report No.**	
		X			
Humidity	Dry	Moderate	Humid	4	
			X		

Subcontractors on Site:

None.

Equipment on Site:

Support trucks, Monsoon pumps and tubing, laboratory provided sample containers, IDW buckets, decon supplies, Aqua Troll 500, LaMotte turbidity meters, Hach Colormeters, water level meters, MiniRAE PIDs, level D PPE, first-aid/safety supplies, and field/safety paperwork.

Visitors on Site:

None.

AECOM/Brice Personnel on Site:

AECOM - Bob Exceen, Ryan Herold, Jonathan Ortiz; Brice - Ali Green, Gary Carson

Field Work Performed (including sampling):

-Continued OU1-OU3 LTM sampling event (water level measurments and MW sampling).

Monitoring Wells sampled (9)

PZ007-22A	G0087-22A
PZ013-22A	G0088-22A
PZ014-22A	
G0116-22A	
G0117-22A	
G0022-22A	
G0081-22A	

-OU1/OU3 sample analysis will be completed in accordance with Addendum 2, and Addendum 3 UFP-QAPPs.
-Containerized IDW purge/decontamination water in a designated labeled 1500-gallon poly tank at GWTF.

Quality Control Activities (including field calibration):

-Calibration check of PIDs (serial #'s 110-014926, 110-014888) , water level indicators (#'s 1324-T, 1323-T), Aqua Troll 500 #1 (serial #821289) #2 (Serial #863001).

-PZ007 (MS/MSD)

Health and Safety and Activities:

Had the daily H&S meeting with all personnel on site. All persons on site completed required paperwork/checklists and discussed sections of QAPP-APP/SSHP and H&S procedures including: PPE, pump and traffic safety, potential exposure to explosives contamination, fire hazards, heat stress, hearing protection, slip-trip-falls, COVID-19, and lifting hazards. Discussed route to hospital, severe weather procedures, farming activities, and trains and railroad track safety. Utility locates were performed (Nebraska811) and utilities were marked.

-Re-capped overall health and safety concerns, stressed road, COVID-19, and sampling safety.
-Completed Daily Tailgate Meeting Sheet
-Completed Daily Task Hazard Assessment Sheet

Observations/Problems Encountered/Corrective Action Taken:

None.

Office Work Performed:

-Organized paperwork and equipment, scanned SCFSs.
-Completed DQCR.

By Ryan Herold **Title** Field Manager

DAILY QUALITY CONTROL REPORT

Date	05/14/22

Day	S	S	M	T	W	T	F
	X						

On Site Hours	0700-1700
Travel Time	0.5
Office Time	0.5

COE Project Manager	Brian Fettin
Project	CHAAP 2022
	OU1-OU3 LTM
Project No.	60565355
Contract No.	W9128F-18-D-0020

Weather	Bright Sun	Clear	Overcast	Rain	Snow
		X			

Temp	To 32	32-50	50-70	70-85	85 up
					X

Wind	Still	Moderate	High	**Report No.**
		X		

Humidity	Dry	Moderate	Humid	5
			X	

Subcontractors on Site:

None.

Equipment on Site:

Support trucks, Monsoon pumps and tubing, laboratory provided sample containers, IDW buckets, decon supplies, Aqua Troll 500, LaMotte turbidity meters, Hach Colormeters, water level meters, MiniRAE PIDs, level D PPE, first-aid/safety supplies, and field/safety paperwork.

Visitors on Site:

None.

AECOM/Brice Personnel on Site:

AECOM - Bob Exceen, Ryan Herold; Brice - Ali Green,

Field Work Performed (including sampling):

-Continued OU1-OU3 LTM sampling event (water level measurments and MW sampling).

Monitoring Wells sampled (7)

G0067-22A
G0108-22A
G0109-22A
G0110-22A
G0113-22A
G0114-22A
G0118-22A

-OU1/OU3 sample analysis will be completed in accordance with Addendum 2, and Addendum 3 UFP-QAPPs.
-Containerized IDW purge/decontamination water in a designated labeled 1500-gallon poly tank at GWTF.

Quality Control Activities (including field calibration):

-Calibration check of PIDs (serial #'s 110-014926, 110-014888) , water level indicators (#'s 1324-T, 1323-T), Aqua Troll 500 #1 (serial #821289) #2 (Serial #863001).

Health and Safety and Activities:

Had the daily H&S meeting with all personnel on site. All persons on site completed required paperwork/checklists and discussed sections of QAPP-APP/SSHP and H&S procedures including: PPE, pump and traffic safety, potential exposure to explosives contamination, fire hazards, heat stress, hearing protection, slip-trip-falls, COVID-19, and lifting hazards. Discussed route to hospital, severe weather procedures, farming activities, and trains and railroad track safety. Utility locates were performed (Nebraska811) and utilities were marked.

-Re-capped overall health and safety concerns, stressed road, COVID-19, and sampling safety.
-Completed Daily Tailgate Meeting Sheet
-Completed Daily Task Hazard Assessment Sheet

Observations/Problems Encountered/Corrective Action Taken:

None.

Office Work Performed:

-Organized paperwork and equipment, scanned SCFSs.

-Completed DQCR.

By Ryan Herold **Title** Field Manager

DAILY QUALITY CONTROL REPORT

Date **05/15/22**

Day	S	S	M	T	W	T	F
		X					

On Site Hours	0700-1700
Travel Time	0.5
Office Time	0.5

COE Project Manager	Brian Fettin
Project	CHAAP 2022
	OU1-OU3 LTM
Project No.	60565355
Contract No.	W9128F-18-D-0020

Weather	Bright Sun		Clear	Overcast	Rain	Snow
				X		
Temp	To 32		32-50	50-70	70-85	85 up
					X	
Wind	Still	Moderate		High	**Report No.**	
		X				
Humidity	Dry	Moderate		Humid	6	
				X		

Subcontractors on Site:

None.

Equipment on Site:

Support trucks, Monsoon pumps and tubing, laboratory provided sample containers, IDW buckets, decon supplies, Aqua Troll 500, LaMotte turbidity meters, Hach Colormeters, water level meters, MiniRAE PIDs, level D PPE, first-aid/safety supplies, and field/safety paperwork.

Visitors on Site:

None.

AECOM/Brice Personnel on Site:

AECOM - Bob Exceen, Ryan Herold; Brice - Ali Green,

Field Work Performed (including sampling):

-Continued OU1-OU3 LTM sampling event (water level measurments and MW sampling).

Monitoring Wells sampled (7)

G0084-22A
G0085-22A
G0097-22A
G0098-22A
G0112-22A
PZ015-22A
PZ016-22A

-OU1/OU3 sample analysis will be completed in accordance with Addendum 2, and Addendum 3 UFP-QAPPs.
-Containerized IDW purge/decontamination water in a designated labeled 1500-gallon poly tank at GWTF.

Quality Control Activities (including field calibration):

-Calibration check of PIDs (serial #'s 110-014926, 110-014888) , water level indicators (#'s 1324-T, 1323-T), Aqua Troll 500 #1 (serial #821289) #2 (Serial #863001).

Health and Safety and Activities:

Had the daily H&S meeting with all personnel on site. All persons on site completed required paperwork/checklists and discussed sections of QAPP-APP/SSHP and H&S procedures including: PPE, pump and traffic safety, potential exposure to explosives contamination, fire hazards, heat stress, hearing protection, slip-trip-falls, COVID-19, and lifting hazards. Discussed route to hospital, severe weather procedures, farming activities, and trains and railroad track safety. Utility locates were performed (Nebraska811) and utilities were marked.

-Re-capped overall health and safety concerns, stressed road, COVID-19, and sampling safety.
-Completed Daily Tailgate Meeting Sheet
-Completed Daily Task Hazard Assessment Sheet

Observations/Problems Encountered/Corrective Action Taken:

None.

Office Work Performed:

-Organized paperwork and equipment, scanned SCFSs.

-Completed DQCR.

By Ryan Herold **Title** Field Manager

DAILY QUALITY CONTROL REPORT

Date	05/16/22

Day	S	S	M	T	W	T	F
			X				

On Site Hours	0700-1700
Travel Time	0.5
Office Time	0.5

COE Project Manager	Brian Fettin
Project	CHAAP 2022
	OU1-OU3 LTM
Project No.	60565355
Contract No.	W9128F-18-D-0020

Weather	Bright Sun	Clear	Overcast	Rain	Snow
	X				
Temp	To 32	32-50	50-70	70-85	85 up
				X	
Wind	Still	Moderate	High	**Report No.**	
		X			
Humidity	Dry	Moderate	Humid	7	
			X		

Subcontractors on Site:

None.

Equipment on Site:

Support trucks, Monsoon pumps and tubing, laboratory provided sample containers, IDW buckets, decon supplies, Aqua Troll 500, LaMotte turbidity meters, Hach Colormeters, water level meters, MiniRAE PIDs, level D PPE, first-aid/safety supplies, and field/safety paperwork.

Visitors on Site:

None.

AECOM/Brice Personnel on Site:

AECOM - Bob Exceen, Ryan Herold, Jonathan Ortiz; Brice - Ali Green, Sarah Survis

Field Work Performed (including sampling):

-Continued OU1-OU3 LTM sampling event (water level measurments and MW sampling).

Monitoring Wells sampled (10)

NW020-22A	G0099-22A
NW021-22A	PZ001-22A
NW022-22A	PZ004-22A
G0023-22A	
G0048-22A	
G0049-22A	
G0089-22A	

-OU1/OU3 sample analysis will be completed in accordance with Addendum 2, and Addendum 3 UFP-QAPPs.
-Containerized IDW purge/decontamination water in a designated labeled 1500-gallon poly tank at GWTF.

Quality Control Activities (including field calibration):

-Calibration check of PIDs (serial #'s 110-014926, 110-014888) , water level indicators (#'s 1324-T, 1323-T), Aqua Troll 500 #1 (serial #821289) #2 (Serial #863001) #3 (Serial #821326).

-Duplicate NW220-22A (Parent NW020-22A); PZ001 (MS/MSD)

Health and Safety and Activities:

Had the daily H&S meeting with all personnel on site. All persons on site completed required paperwork/checklists and discussed sections of QAPP-APP/SSHP and H&S procedures including: PPE, pump and traffic safety, potential exposure to explosives contamination, fire hazards, heat stress, hearing protection, slip-trip-falls, COVID-19, and lifting hazards. Discussed route to hospital, severe weather procedures, farming activities, and trains and railroad track safety. Utility locates were performed (Nebraska811) and utilities were marked.

-Re-capped overall health and safety concerns, stressed road, COVID-19, and sampling safety.
-Completed Daily Tailgate Meeting Sheet
-Completed Daily Task Hazard Assessment Sheet

Observations/Problems Encountered/Corrective Action Taken:

-G0090 was compromised with introduction of bentonite. The 2 foot stick up was held together with a coupler and separated below ground surface (roots?), and allowing bentonite to plug the well. Well was unable to be sampled.
-Two Aqua Troll 500 units repeatedly stopped showing Specific Conductivity readings. They are going to looked at at the end of day. (two replacement's have been ordered).

Office Work Performed:

-Organized paperwork and equipment, scanned SCFSs.
-Completed DQCR.

By Ryan Herold **Title** Field Manager

DAILY QUALITY CONTROL REPORT

Date	**05/17/22**

Day	S	S	M	T	W	T	F
				X			

On Site Hours	0700-1700
Travel Time	0.5
Office Time	0.5

COE Project Manager	Brian Fettin
Project	CHAAP 2022
	OU1-OU3 LTM
Project No.	60565355
Contract No.	W9128F-18-D-0020

Weather	Bright Sun		Clear	Overcast	Rain	Snow
				X		
Temp	To 32		32-50	50-70	70-85	85 up
					X	
Wind	Still	Moderate		High	**Report No.**	
				X		
Humidity	Dry	Moderate		Humid	8	
				X		

Subcontractors on Site:

None.

Equipment on Site:

Support trucks, Monsoon pumps and tubing, laboratory provided sample containers, IDW buckets, decon supplies, Aqua Troll 500, LaMotte turbidity meters, Hach Colormeters, water level meters, MiniRAE PIDs, level D PPE, first-aid/safety supplies, and field/safety paperwork.

Visitors on Site:

None.

AECOM/Brice Personnel on Site:

AECOM - Bob Exceen, Ryan Herold, Jonathan Ortiz; Brice - Ali Green, Sarah Survis

Field Work Performed (including sampling):

-Continued OU1-OU3 LTM sampling event (water level measurments and MW sampling).

Monitoring Wells sampled (13)

G0044-22A	G0103-22A
PZ005-22A	G0104-22A
PZ009-22A	G0105-22A
PZ010-22A	G0106-22A
PZ011-22A	G0107-22A
PZ012-22A	PZ019-22A
G0102-22A	

-OU1/OU3 sample analysis will be completed in accordance with Addendum 2, and Addendum 3 UFP-QAPPs.
-Containerized IDW purge/decontamination water in a designated labeled 1500-gallon poly tank at GWTF.

Quality Control Activities (including field calibration):

-Calibration check of PIDs (serial #'s 110-014926, 110-014888) , water level indicators (#'s 1324-T, 1323-T), Aqua Troll 500 #1 (serial #821289) #2 (Serial #863001).

-PZ019 (MS/MSD)

Health and Safety and Activities:

Had the daily H&S meeting with all personnel on site. All persons on site completed required paperwork/checklists and discussed sections of QAPP-APP/SSHP and H&S procedures including: PPE, pump and traffic safety, potential exposure to explosives contamination, fire hazards, heat stress, hearing protection, slip-trip-falls, COVID-19, and lifting hazards. Discussed route to hospital, severe weather procedures, farming activities, and trains and railroad track safety. Utility locates were performed (Nebraska811) and utilities were marked.

-Re-capped overall health and safety concerns, stressed road, COVID-19, and sampling safety.
-Completed Daily Tailgate Meeting Sheet
-Completed Daily Task Hazard Assessment Sheet

Observations/Problems Encountered/Corrective Action Taken:

None.

Office Work Performed:

-Organized paperwork and equipment, scanned SCFSs.
-Completed DQCR.

By Ryan Herold **Title** Field Manager

DAILY QUALITY CONTROL REPORT

Date	05/18/22

Day	S	S	M	T	W	T	F
					X		

On Site Hours	0700-1630
Travel Time	0.5
Office Time	0.5

COE Project Manager	Brian Fettin
Project	CHAAP 2022
	OU1-OU3 LTM
Project No.	60565355
Contract No.	W9128F-18-D-0020

Weather	Bright Sun		Clear	Overcast	Rain	Snow
			X	X		
Temp	To 32		32-50	50-70	70-85	85 up
						X
Wind	Still	Moderate		High	**Report No.**	
				X		
Humidity	Dry	Moderate		Humid	9	
				X		

Subcontractors on Site:

None.

Equipment on Site:

Support trucks, Monsoon pumps and tubing, laboratory provided sample containers, IDW buckets, decon supplies, Aqua Troll 500, LaMotte turbidity meters, Hach Colormeters, water level meters, MiniRAE PIDs, level D PPE, first-aid/safety supplies, and field/safety paperwork.

Visitors on Site:

Brice - Corey Anderson, USACE - Brian Fettin

AECOM/Brice Personnel on Site:

AECOM - Bob Exceen, Ryan Herold, Jonathan Ortiz; Brice - Ali Green, Sarah Survis

Field Work Performed (including sampling):

-Continued OU1-OU3 LTM sampling event (water level measurments and MW sampling).

Monitoring Wells sampled (12)

G0086-22A	G0053-22A
PZ018-22A	G0069-22A
PZ017R -22A	SAMW1-22A
PZ020-22A	SHGW02-22A
G0024-22A	SHGW03-22A
G0077-22A	SHGW04-22A

-OU1/OU3 sample analysis will be completed in accordance with Addendum 2, and Addendum 3 UFP-QAPPs.

-Containerized IDW purge/decontamination water in a designated labeled 1500-gallon poly tank at GWTF.

Quality Control Activities (including field calibration):

-Calibration check of PIDs (serial #'s 110-014926, 110-014888) , water level indicators (#'s 1324-T, 1323-T), Aqua Troll 500 #1 (serial #821289) #2 (Serial #863001).

-Duplicate PZ021-22A (Parent PZ017R-22A), SHGW05-22A (Parent SHGW02-22A)

Health and Safety and Activities:

Had the daily H&S meeting with all personnel on site. All persons on site completed required paperwork/checklists and discussed sections of QAPP-APP/SSHP and H&S procedures including: PPE, pump and traffic safety, potential exposure to explosives contamination, fire hazards, heat stress, hearing protection, slip-trip-falls, COVID-19, and lifting hazards. Discussed route to hospital, severe weather procedures, farming activities, and trains and railroad track safety. Utility locates were performed (Nebraska811) and utilities were marked.

-Re-capped overall health and safety concerns, stressed road, COVID-19, and sampling safety.

-Completed Daily Tailgate Meeting Sheet

-Completed Daily Task Hazard Assessment Sheet

Observations/Problems Encountered/Corrective Action Taken:

None.

Office Work Performed:

-Organized paperwork and equipment, scanned SCFSs.

-Completed DQCR.

By Ryan Herold **Title** Field Manager

DAILY QUALITY CONTROL REPORT

Date	05/19/22

Day	S	S	M	T	W	T	F
						X	

On Site Hours	0700-1630
Travel Time	0.5
Office Time	0.5

COE Project Manager	Brian Fettin
Project	CHAAP 2022
	OU1-OU3 LTM
Project No.	60565355
Contract No.	W9128F-18-D-0020

Weather	Bright Sun		Clear X	Overcast X	Rain	Snow
Temp	To 32		32-50	50-70	70-85	85 up X
Wind	Still	Moderate		High X	**Report No.**	
Humidity	Dry	Moderate		Humid X	10	

Subcontractors on Site:

None.

Equipment on Site:

Support trucks, Monsoon pumps and tubing, laboratory provided sample containers, IDW buckets, decon supplies, Aqua Troll 500, LaMotte turbidity meters, Hach Colormeters, water level meters, MiniRAE PIDs, level D PPE, first-aid/safety supplies, and field/safety paperwork.

Visitors on Site:

None.

AECOM/Brice Personnel on Site:

AECOM - Bob Exceen, Ryan Herold, Jonathan Ortiz; Brice - Ali Green, Sarah Survis

Field Work Performed (including sampling):

-Continued OU1-OU3 LTM sampling event (water level measurments and MW sampling).

Monitoring Wells sampled (12)

G0094-22A	G0119-22A
G0095-22A	G0121-22A
G0096-22A	G0122-22A
G0100-22A	G0123-22A
G0101-22A	G0066R-22A
G0111-22A	
G0115-22A	

-OU1/OU3 sample analysis will be completed in accordance with Addendum 2, and Addendum 3 UFP-QAPPs.
-Containerized IDW purge/decontamination water in a designated labeled 1500-gallon poly tank at GWTF.

Quality Control Activities (including field calibration):

-Calibration check of PIDs (serial #'s 110-014926, 110-014888) , water level indicators (#'s 1324-T, 1323-T), Aqua Troll 500 #1 (serial #821289) #2 (Serial #863001).

-Duplicate G0294-22A (Parent G0094-22A), G0296-22A (Parent G0096-22A), G0311-22A (Parent G0111-22A)

Health and Safety and Activities:

Had the daily H&S meeting with all personnel on site. All persons on site completed required paperwork/checklists and discussed sections of QAPP-APP/SSHP and H&S procedures including: PPE, pump and traffic safety, potential exposure to explosives contamination, fire hazards, heat stress, hearing protection, slip-trip-falls, COVID-19, and lifting hazards. Discussed route to hospital, severe weather procedures, farming activities, and trains and railroad track safety. Utility locates were performed (Nebraska811) and utilities were marked.

-Re-capped overall health and safety concerns, stressed road, COVID-19, and sampling safety.
-Completed Daily Tailgate Meeting Sheet
-Completed Daily Task Hazard Assessment Sheet

Observations/Problems Encountered/Corrective Action Taken:

None.

Office Work Performed:

-Organized paperwork and equipment, scanned SCFSs.
-Completed DQCR.

By Ryan Herold **Title** Field Manager

DAILY QUALITY CONTROL REPORT

Date	05/20/22

Day	S	S	M	T	W	T	F
							X

On Site Hours	0700-1530
Travel Time	3
Office Time	0.5

COE Project Manager	Brian Fettin
Project	CHAAP 2022
	OU1-OU3 LTM
Project No.	60565355
Contract No.	W9128F-18-D-0020

Weather	Bright Sun	Clear	Overcast	Rain	Snow
		X			
Temp	To 32	32-50	50-70	70-85	85 up
					X
Wind	Still	Moderate	High	**Report No.**	
		X			
Humidity	Dry	Moderate	Humid	11	
			X		

Subcontractors on Site:

None.

Equipment on Site:

Support trucks, Monsoon pumps and tubing, laboratory provided sample containers, IDW buckets, decon supplies, Aqua Troll 500, LaMotte turbidity meters, Hach Colormeters, water level meters, MiniRAE PIDs, level D PPE, first-aid/safety supplies, and field/safety paperwork.

Visitors on Site:

None.

AECOM/Brice Personnel on Site:

AECOM - Bob Exceen, Ryan Herold, Jonathan Ortiz

Field Work Performed (including sampling):

-Continued OU1-OU3 LTM sampling event (water level measurments and MW sampling).

Monitoring Wells sampled (4)
G0017-22A
G0045-22A
G0078-22A
G0093-22A

-Collected IDW water sample: WATER-WC-LTM-MAY22
-Completed site restoration, equipment storage, final sample shipments, and demobilization.

-OU1/OU3 sample analysis will be completed in accordance with Addendum 2, and Addendum 3 UFP-QAPPs.
-Containerized IDW purge/decontamination water in a designated labeled 1500-gallon poly tank at GWTF.

Quality Control Activities (including field calibration):

-Calibration check of PIDs (serial #'s 110-014926, 110-014888) , water level indicators (#'s 1324-T, 1323-T), Aqua Troll 500 #1 (serial #821289) #2 (Serial #863001).

Health and Safety and Activities:

Had the daily H&S meeting with all personnel on site. All persons on site completed required paperwork/checklists and discussed sections of QAPP-APP/SSHP and H&S procedures including: PPE, pump and traffic safety, potential exposure to explosives contamination, fire hazards, heat stress, hearing protection, slip-trip-falls, COVID-19, and lifting hazards. Discussed route to hospital, severe weather procedures, farming activities, and trains and railroad track safety. Utility locates were performed (Nebraska811) and utilities were marked.

-Re-capped overall health and safety concerns, stressed road, COVID-19, and sampling safety.
-Completed Daily Tailgate Meeting Sheet
-Completed Daily Task Hazard Assessment Sheet

Observations/Problems Encountered/Corrective Action Taken:

None.

Office Work Performed:

-Organized paperwork and equipment, scanned SCFSs.

-Completed DQCR.

By Ryan Herold **Title** Field Manager

WEEKLY REPORT

COE Project Manager	Brian Fettin	**Report No.**	1
Project	CHAAP - 2022 OU1/OU3 LTM	**Date**	5/10/22 to 5/13/22
	Groundwater Monitoring Event	**Brice/AECOM On-site Hours**	185
Project No.	60565355	**Subcontractor Hours**	0
Contract No.	Brice W9128F-18-D-0020		
Delivery Order No.	F0041		

AECOM/Brice Personnel on Site:
Ryan Herold, Bob Exceen, Jonathan Ortiz (AECOM), Gary Carson (5/11 to 5/13/22), Ali Green (Brice)

Subcontractors on Site:
None.

Visitors on Site:
None.

Summary of Work Performed:
-Contacted private land owners and informed them of the upcoming 2022 annual OU1/OU3 Long-Term Monitoring (LTM) groundwater sampling activities.
-Mobilized to site, conducted initial health and safety meeting, prepped field equipment.
-Calibration (weekly) and calibration checks (daily) of field PIDs, water level indicators, and Aqua TROLL 500s.

BEGAN 2022 ANNUAL OU1/OU3 LTM SAMPLING ACTIVITIES:
-Completed site-wide (OU1-OU3) groundwater level measurement event.
-Collected groundwater samples from 27 of the 87 OU1 LTM wells/piezometers (**CA210, CA211, CA212, CA213, NW060, NW061, NW062, NW070, NW071, G0022, G0070, G0075, G0076, G0079, G0080, G0081, G0082, G0083, G0087, G0088, G0091, G0092, G0116, G0117, PZ007, PZ013. PZ014**). Each well was purged and sampled using low-flow groundwater sampling techniques with collection of field water quality parameters, and will be analyzed for explosives+MNX (Method 8330A) and laboratory water quality parameters including: TKN (351.2), NH3 (350.1), NO2/NO3 (353.2), SO4 (9056A), Alkalinity (2320B), Sulfide (9034), DOC (9060A), and Methane (RSK 175). CO2 will be back calculated from 2320B.
-IDW water (purge, develop., and decon.) from all sample locations were containerized in an IDW-labeled poly tank located at GWTF. At the completion of annual LTM field activities, the IDW water will be sampled for site waste characterization analysis (Explosives+MNX and VOCs [8260B]) prior to disposal or discharge to ground surface.
-All field and sampling activities were completed in accordance with the 2019 Final Addendum 3 UFP-QAPP, the 2018 Final Addendum 2 UFP-QAPP, and recommendations provided in the 2021 Final Annual Groundwater Monitoring Report.

Percentage of Work Completed:
Mobilization, completed the site-wide groundwater level measurement round, 27 of 87 annual OU1 LTM wells were sampled, 0 of 6 annual OU3 LTM wells were sampled, Approximately 30% of the 2022 annual OU1/OU3 LTM groundwater sampling field work is now complete.

Schedule for Next Week:
Calibration of water quality equipment, complete groundwater purge and sample collection activities at remaining OU1/OU3 monitoring wells, and collect IDW water sample.

Health and Safety and Activities:
-Had the initial and daily H&S meetings with all personnel on site. All persons on site completed required

WEEKLY REPORT

COE Project Manager	Brian Fettin	**Report No.**	1
Project	CHAAP - 2022 OU1/OU3 LTM	**Date**	5/10/22 to 5/13/22
	Groundwater Monitoring Event	**Brice/AECOM On-site Hours**	185
Project No.	60565355	**Subcontractor Hours**	0
Contract No.	Brice W9128F-18-D-0020		
Delivery Order No.	F0041		

paperwork/checklists and discussed sections of QAPP-APP/SSHP and H&S procedures including: PPE, potential exposure to explosives contamination, weather safety, slip-trip-falls, COVID safety, traffic hazards, and lifting hazards. Discussed route to hospital, severe weather procedures, farming activities, and trains and railroad track safety.
-Completed equipment and vehicle safety checks.
-Completed Daily Tailgate Meeting Sheets and Daily Task Hazard Assessment Sheets.

Deviations from SOW and/or WP:

None.

Problems Encountered/Corrective Action Taken:

-During water level round at OU1 on-post monitoring well G0090, silica sand and/or bentonite was observed on water level meter. Potentially a subsurface cracked casing (roots), and will further evaluate during sampling activities.
-Late afternoon severe weather was observed on 5/12/22. Team ended activities early to reconvene next day.

Recommendations:

None.

Communication Notice This Week:

None.

Key Personnel Changes:

Gary Carson (Brice) off site 5/13/22.



urging setup at OU1 off-post monitoring well NW060 (facing west



Sample collection at OU1 off-post monitoring well NW071 (facing south).

By: Ryan Herold **Title: Field Manager**

WEEKLY REPORT

COE Project Manager	Brian Fettin	**Report No.**	2
Project	CHAAP - 2022 OU1/OU3 LTM	**Date**	5/14/22 to 5/20/22
	Groundwater Monitoring Event	**Brice/AECOM On-site Hours**	281
Project No.	60565355	**Subcontractor Hours**	0
Contract No.	Brice W9128F-18-D-0020		
Delivery Order No.	F0041		

AECOM/Brice Personnel on Site:
Ryan Herold, Bob Exceen, Jonathan Ortiz (AECOM), Ali Green, Sarah Survis (Brice)

Subcontractors on Site:
None.

Visitors on Site:
None.

Summary of Work Performed:
-Contacted private land owners and informed them of the upcoming 2022 annual OU1/OU3 Long-Term Monitoring (LTM) groundwater sampling activities.
-Mobilized to site, conducted initial health and safety meeting, prepped field equipment.
-Calibration (weekly) and calibration checks (daily) of field PIDs, water level indicators, and Aqua TROLL 500s.

CONTINUED 2022 ANNUAL OU1/OU3 LTM SAMPLING ACTIVITIES:
-Collected groundwater samples from 59 of the 87* OU1 LTM wells/piezometers (**NW020, NW021, NW022, G0017, G0023, G0024, G0044, G0045, G0048, G0049, G0066R, G0067, G0077, G0078, G0084, G0085, G0086, G0089, G0093, G0094, G0095, G0096, G0097, G0098, G0099, G0100, G0101, G0102, G0103, G0104, G0105, G0106, G0107, G0108, G0109, G0110, G0111, G0112, G0113, G0114, G0115, G0118, G0119, G0121, G0122, G0123, PZ001, PZ004, PZ005, PZ009, PZ010, PZ011, PZ012, PZ015, PZ016, PZ017R, PZ018, PZ019, PZ020)**. Each well was purged and sampled using low-flow groundwater sampling techniques with collection of field water quality parameters, and will be analyzed for explosives+MNX (Method 8330A) and laboratory water quality parameters including: TKN (351.2), NH3 (350.1), NO2/NO3 (353.2), SO4 (9056A), Alkalinity (2320B), Sulfide (9034), DOC (9060A), and Methane (RSK 175). CO2 will be back calculated from 2320B.
-Collected groundwater samples from 6 of the 6 OU3-Shop Area LTM wells (**G0053, G0069, SAMW1, SHGW02, SHGW03, SHGW04**). Each well was purged and sampled using low-flow groundwater sampling techniques with collection of field water quality parameters, and will be analyzed for VOCs (Method 8260B) and laboratory water quality parameters including: NO2/NO3, SO4, Alkalinity, and Methane, Ethane, Ethene (RSK 175). Three wells (G0069, SHGW03, SHGW04) were additionally sampled for TPH-DRO (Method 8015B).
-IDW water (purge and decon.) from all sample locations were containerized in an IDW-labeled poly tank located at GWTF. At the completion of annual OU1/OU3 field activities, the IDW water was sampled (**WATER-WC-Q8-MAY22**) for site waste characterization analysis (Explosives+MNX and VOCs) prior to disposal or discharge to ground surface.
-All field and sampling activities were completed in accordance with the 2019 Final Addendum 3 UFP-QAPP, the 2018 Final Addendum 2 UFP-QAPP, and recommendations provided in the 2021 Final Annual Groundwater Monitoring Report.

Percentage of Work Completed:
Mobilization, site-wide water level measurements, 86 of 87* annual OU1 LTM wells were sampled, 6 of 6 annual OU3 LTM wells were sampled, collected IDW water waste characterization sample, completed site restoration activities, and demobilized from site. 100% of the 2022 annual OU1/OU3 LTM sampling field work is now complete.

Schedule for Next Week:
None.

WEEKLY REPORT

COE Project Manager	Brian Fettin	**Report No.**	2
Project	CHAAP - 2022 OU1/OU3 LTM	**Date**	5/14/22 to 5/20/22
	Groundwater Monitoring Event	**Brice/AECOM On-site Hours**	281
Project No.	60565355	**Subcontractor Hours**	0
Contract No.	Brice W9128F-18-D-0020		
Delivery Order No.	F0041		

Health and Safety and Activities:

-Had the initial and daily H&S meetings with all personnel on site. All persons on site completed required paperwork/checklists and discussed sections of QAPP-APP/SSHP and H&S procedures including: PPE, potential exposure to explosives contamination, weather safety, slip-trip-falls, COVID safety, traffic hazards, and lifting hazards. Discussed route to hospital, severe weather procedures, farming activities, and trains and railroad track safety.

-Completed equipment and vehicle safety checks.

-Completed Daily Tailgate Meeting Sheets and Daily Task Hazard Assessment Sheets.

Deviations from SOW and/or WP:

None.

Problems Encountered/Corrective Action Taken:

*On-post well G0090 (between EW6 and EW7) appeared to have a broken casing just below ground surface (tree roots) with casing/seal/bentonite obstructing the well down hole. Pump/tubing could not be lowered into screen and unable to be sampled. The total 2022 annual OU1 LTM wells to be sampled was reduced from 87 wells to 86 wells total.

Recommendations:

Maintenance will need to be completed at on-post well G0090 (clear obstruction below ground surface and redevelop or abandon/redrill). Recommendations will be provided in annual report.

Communication Notice This Week:

None.

Key Personnel Changes:

Sarah Survis (Brice) on site 5/16/22. Brice/AECOM personnel demobilized from site on 5/20/22.



Collecting field measurements at OU1 on-post piezometer PZ010 (facing south).



Sample collection at OU1 on-post monitoring well G0104 (facing north).

WEEKLY REPORT

COE Project Manager	Brian Fettin	**Report No.**	2
Project	CHAAP - 2022 OU1/OU3 LTM	**Date**	5/14/22 to 5/20/22
	Groundwater Monitoring Event	**Brice/AECOM On-site Hours**	281
Project No.	60565355	**Subcontractor Hours**	0
Contract No.	Brice W9128F-18-D-0020		
Delivery Order No.	F0041		

By: Ryan Herold **Title: Field Manager**

SITE ACTIVITIES PHOTOGRAPHIC LOG

Field Activities: 2022 OU1/OU3 GROUNDWATER LTM Cornhusker Army Ammunition Plant, Nebraska	**USACE – Omaha District**	**Contract No. W9128F-18-D-0020 Delivery Order No. F0041**

Photograph No. 1

Description:

OU1/OU3 Groundwater Sampling

Water level measurement being taken at piezometer PZ019.

Date: 5/17/2022
Direction: west
Photographer: AG
Location: PZ019



Photograph No. 2

Description:

OU1/OU3 Groundwater Sampling

Monitoring wells were purged, and groundwater samples were collected using low-flow techniques with submersible pumps. All purging and sample collection were completed in accordance with UFP-QAPP.

Date: 5/12/2022
Direction: -
Photographer: RE
Location: NW060



SITE ACTIVITIES PHOTOGRAPHIC LOG

Field Activities: 2022 OU1/OU3 GROUNDWATER LTM Cornhusker Army Ammunition Plant, Nebraska	**USACE – Omaha District**	**Contract No. W9128F-18-D-0020 Delivery Order No. F0041**

Photograph No. 3

Description:

OU1/OU3 Groundwater Sampling

Groundwater samples were collected in laboratory-provided containers and analyzed for explosives + MNX (for OU1) or VOCs (for OU3) and laboratory MNA parameters by Eurofins-TestAmerica laboratory.

Date: 5/15/2022
Direction: -
Photographer: RE
Location: G0084



Photograph No. 4

Description:

OU1/OU3 Groundwater Sampling

Groundwater sample collection at OU1 off-post well location.

Date: 5/11/2022
Direction: northwest
Photographer: AG
Location: NW070



SITE ACTIVITIES PHOTOGRAPHIC LOG

Field Activities: 2022 OU1/OU3 GROUNDWATER LTM Cornhusker Army Ammunition Plant, Nebraska	**USACE – Omaha District**	**Contract No. W9128F-18-D-0020 Delivery Order No. F0041**

Photograph No. 5

Description:

OU1/OU3 Groundwater Sampling

Purging activities at OU1 on-post well location.

Date: 5/16/2022
Direction: north
Photographer: AG
Location: G0049



Photograph No. 6

Description:

OU1/OU3 Groundwater Sampling

The pump and water level meter were decontaminated after every well.

Date: 5/17/2022
Direction: -
Photographer: AG
Location: G0106



SITE ACTIVITIES PHOTOGRAPHIC LOG

Field Activities: 2022 OU1/OU3 GROUNDWATER LTM Cornhusker Army Ammunition Plant, Nebraska	**USACE – Omaha District**	**Contract No. W9128F-18-D-0020 Delivery Order No. F0041**

Photograph No. 7

Description:

OU1/OU3 Groundwater Sampling

All decontamination and purge IDW water from sampling activities were collected in field poly tanks, transferred to an IDW tank at GWTF, and sampled at conclusion of event for explosives + MNX and VOCs analysis.

Date: 5/19/2022
Direction: east
Photographer: BE
Location: GWTF



Photograph No. 8

Description:

OU1/OU3 Groundwater Sampling

Groundwater samples packed in coolers with wet ice (to achieve a cooler temperature of approximately 6°C or less) and shipped to Eurofins-TestAmerica Laboratory (Denver, CO) via FedEx priority overnight.

Date: 5/19/2022
Direction: -
Photographer: RH
Location: GWTF



Included electronically only on enclosed CD.

APPENDIX E

Summary of Present and Historical Analytical Results and Figures

Key for Appendix E Tables:

General Terms

µg/L	micrograms per liter
HMX	octahydro-1,3,5,7-tetranitro-1,3,5,7-tetrazocine
ID	identification number
mg/L	milligrams per liter
MNX	mono-nitroso-RDX
NA	Not analyzed
NRL	No reporting limit
RDX	hexahydro-1,3,5-trinitro-1,3,5-triazine
RL	Reporting limit (in µg/L or mg/L, as defined in table)
RSK	Robert S. Kerr Environmental Research Laboratory
TPH	total petroleum hydrocarbons
USEPA	United States Environmental Protection Agency
VOC	volatile organic compounds

Qualification Terms

*	Reanalyzed sample result
E	Reported result is above calibration range
J	Estimated detection
Qual	Qualification
R	Rejected data
UJ	Not detected; RL is an estimate

UW51, UW33, UW32, UW14, and UW01 denote USACE/THAMA explosives methods replaced by modified SW-846 Method 8330 (M8330); methods D1, 6N, 99, and 3S are obsolete explosives analytical methods superseded by M8330.

E.1 Explosives (on enclosed CD)

- E.1.1 OU1 ON-POST G00 WELLS
- E.1.2 OU1 ON-POST PZ WELLS
- E.1.3 OU1 OFF-POST CA WELLS
- E.1.4 OU1 OFF-POST NW WELLS
- E.1.5 OU1 OFF-POST FEEDLOT WELLS

E.1 Explosives

E.1.1 OU1 ON-POST G00 WELLS

WELL	TABLE
G0011	E.1.1-1
G0012	E.1.1-2
G0013	E.1.1-3
G0014	E.1.1-4
G0015	E.1.1-5
G0016	E.1.1-6
G0017	E.1.1-7
G0018	E.1.1-8
G0019	E.1.1-9
G0020	E.1.1-10
G0021	E.1.1-11
G0022	E.1.1-12
G0023	E.1.1-13
G0024	E.1.1-14
G0025	E.1.1-15
G0026	E.1.1-16
G0027	E.1.1-17
G0028	E.1.1-18
G0029	E.1.1-19
G0030	E.1.1-20
G0031	E.1.1-21
G0032	E.1.1-22
G0033	E.1.1-23
G0042	E.1.1-24
G0043	E.1.1-25
G0044	E.1.1-26
G0045	E.1.1-27
G0046	E.1.1-28
G0047	E.1.1-29
G0048	E.1.1-30
G0049	E.1.1-31
G0052	E.1.1-32
G0063	E.1.1-33
G0066/G0066R	E.1.1-34
G0067	E.1.1-35
G0068	E.1.1-36
G0070	E.1.1-37
G0075	E.1.1-38
G0076	E.1.1-39
G0077	E.1.1-40

WELL	TABLE
G0078	E.1.1-41
G0079	E.1.1-42
G0080	E.1.1-43
G0081	E.1.1-44
G0082	E.1.1-45
G0083	E.1.1-46
G0084	E.1.1-47
G0085	E.1.1-48
G0086	E.1.1-49
G0087	E.1.1-50
G0088	E.1.1-51
G0089	E.1.1-52
G0090	E.1.1-53
G0091	E.1.1-54
G0092	E.1.1-55
G0093	E.1.1-56
G0094	E.1.1-57
G0095	E.1.1-58
G0096	E.1.1-59
G0097	E.1.1-60
G0098	E.1.1-61
G0099	E.1.1-62
G0100	E.1.1-63
G0101	E.1.1-64
G0102	E.1.1-65
G0103	E.1.1-66
G0104	E.1.1-67
G0105	E.1.1-68
G0106	E.1.1-69
G0107	E.1.1-70
G0108	E.1.1-71
G0109	E.1.1-72
G0110	E.1.1-73
G0111	E.1.1-74
G0112	E.1.1-75
G0113	E.1.1-76
G0114	E.1.1-77
G0115	E.1.1-78
G0116	E.1.1-79
G0117	E.1.1-80

WELL	TABLE
G0118	E.1.1-81
G0119	E.1.1-82
G0120	E.1.1-83
G0121	E.1.1-84
G0122	E.1.1-85
G0123	E.1.1-86

TABLE E.1.1-1
CORNHUSKER ARMY AMMUNITION PLANT
WELL G0011-EXPLOSIVES

FIELD ID			G0011			G0011			G0011			G0011			G0011			G0011			G0011			G0011			G0011			G0011			G0011			G0011		
METHOD	Maximum	Detection	SW846 M8330			SW846 M8330			SW846 M8330			SW846 M8330			SW846 M8330			SW846 M8330			SW846 M8330			SW846 M8330			SW846 M8330			SW846 M8330			SW846 M8330			SW846 M8330		
COLLECT DATE	Detection	Frequency	None			3/11/2013			3/5/2012			3/3/2011			3/1/2010			3/6/2009			3/12/2008			3/13/2007			3/29/2006			3/21/2005			3/16/2004			3/21/2003		
			Result	RL	Qual	Result	RL	Qual	Result	RL	Qual	Result	RL	Qual	Result	RL	Qual	Result	RL	Qual	Result	RL	Qual	Result	RL	Qual	Result	RL	Qual	Result	RL	Qual	Result	RL	Qual	Result	RL	Qual
EXPLOSIVES (µg/L)																																						
1,3,5-Trinitrobenzene	-	0 / 22				<	0.8	U	<	0.8	U	<	0.8	U	<	1.1	U	<	0.48	U	<	0.49	U	<	0.48	U	<	0.48	U	<	0.48	U	<	0.17	U	<	0.24	U
1,3-Dinitrobenzene	-	0 / 22				<	0.8	U	<	0.8	U	<	0.8	U	<	0.42	U	<	0.48	U	<	0.49	U	<	0.48	U	<	0.48	U	<	0.48	U	<	0.17	U	<	0.24	U
2,4,6-Trinitrotoluene	-	0 / 22				<	0.8	U	<	0.8	U	<	0.8	U	<	0.42	U	<	0.48	U	<	0.49	U	<	0.48	U	<	0.48	U	<	0.48	U	<	0.17	U	<	0.24	U
2,4-Dinitrotoluene	-	0 / 22				<	0.8	U	<	0.8	U	<	0.8	U	<	0.42	U	<	0.48	U	<	0.49	U	<	0.48	U	<	0.48	U	<	0.48	U	<	0.33	U	<	0.46	U
2,6-Dinitrotoluene	-	0 / 22	**Abandoned**			<	0.8	U	<	0.8	U	<	0.8	U	<	0.21	U	<	0.48	U	<	0.49	U	<	0.48	U	<	0.48	U	<	0.48	U	<	0.33	U	<	0.46	U
2-Amino-4,6-dinitrotoluene	-	0 / 20	**2013**			<	0.8	U	<	0.8	U	<	0.8	U	<	0.21	U	<	0.48	U	<	0.49	U	<	0.48	U	<	0.48	U	<	0.48	U	<	0.33	U	<	0.46	U
2-Nitrotoluene	-	0 / 16				<	0.8	U	<	0.8	U	<	0.8	U	<	0.42	U	<	0.48	U	<	0.49	U	<	0.48	U	<	0.48	U	<	0.48	U	<	0.33	U	<	0.46	U
3-Nitrotoluene	-	0 / 16				<	0.8	U	<	0.8	U	<	0.8	U	<	0.42	U	<	0.48	U	<	0.49	U	<	0.48	U	<	0.48	U	<	0.48	U	<	0.33	U	<	0.46	U
4-Amino-2,6-dinitrotoluene	-	0 / 16				<	1.4	U	<	1.4	U	<	0.8	U	<	0.21	U	<	0.48	U	<	0.49	U	<	0.48	U	<	0.48	U	<	0.48	U	<	0.33	U	<	0.46	U
4-Nitrotoluene	-	0 / 16				<	0.8	U	<	0.8	U	<	0.8	U	<	1.1	U	<	0.48	U	<	0.49	U	<	0.48	U	<	0.48	U	<	0.48	U	<	0.53	U	<	0.75	U
HMX	-	0 / 21				<	0.8	U	<	0.8	U	<	0.8	U	<	0.42	U	<	0.48	U	<	0.49	U	<	0.48	U	<	0.48	U	<	0.48	U	<	0.42	U	<	0.58	U
MNX	-	0 / 10				<	0.8	U	<	0.8	U	<	0.8	U	<	2.1	U	<	0.48	U	<	0.49	U	<	0.48	U	<	0.48	U	<	0.48	U	<	0.17	U		NA	
Nitrobenzene	-	0 / 22				<	0.8	U	<	0.8	U	<	0.8	U	<	0.42	U	<	0.48	U	<	0.49	U	<	0.48	U	<	0.48	U	<	0.48	U	<	0.17	U	<	0.24	U
RDX	0.8	1 / 22				<	0.8	U	<	0.8	U	<	0.8	U	<	0.21	U	<	0.48	U	<	0.49	U	0.8	0.48		<	0.48	U	<	0.48	U	<	0.17	U	<	0.24	U
Tetryl	-	0 / 18				<	1.6	U	<	0.8	U	<	0.8	U	<	0.25	U	<	0.48	U	<	0.49	U	<	0.48	U	<	0.48	U	<	0.48	U	<	0.33	U	<	0.46	U

Notes:
< = less than reporting limit
µg/L = micrograms per liter
HMX = octahydro-1,3,5,7-tetranitro-1,3,5,7-tetrazocine
ID = identification number
J = estimated
MNX = mono-nitroso-RDX
NA = not analyzed
NRL = no reporting limit
Qual = qualifier
RDX = hexahydro-1,3,5-trinitro-1,3,5-triazine
RL = reporting limit
U = nondetect

TABLE E.1.1-1
CORNHUSKER ARMY AMMUNITION PLANT
WELL G0011-EXPLOSIVES

FIELD ID			G0011			G0011			G0011			G0011			G0011			G0011			G0011			G0011			G0011			G0011			G0011		
METHOD	Maximum	Detection	SW846 M8330			SW846 M8330			SW846 M8330			SW846 M8330			UW51			UW33			UW33			UW32			UW32			UW01			6N		
COLLECT DATE	Detection	Frequency	3/21/2002			3/28/2001			3/20/2000			3/26/1999			6/23/1998			7/11/1994			6/7/1994			10/5/1992			8/18/1992			11/8/1988			1/8/1982		
			Result	RL	Qual	Result	RL	Qual	Result	RL	Qual	Result	RL	Qual	Result	RL	Qual	Result	RL	Qual	Result	RL	Qual	Result	RL	Qual	Result	RL	Qual	Result	RL	Qual	Result	RL	Qual
EXPLOSIVES (µg/L)																																		
1,3,5-Trinitrobenzene	-	0 / 22	<	0.34	U	<	0.8	U	<	0.8	U	<	0.8	U	<	1.0	U	<	0.425	U	<	0.425	U	<	0.449	U	<	0.449	U	<	0.56	U	<	1.9	U
1,3-Dinitrobenzene	-	0 / 22	<	0.22	U	<	0.8	U	<	0.8	U	<	0.8	U	<	0.5	U	<	0.549	U	<	0.549	U	<	0.611	U	<	0.611	U	<	0.61	U	<	2.2	U
2,4,6-Trinitrotoluene	-	0 / 22	<	0.28	U	<	0.8	U	<	1.5	U	<	0.8	U	<	1.0	U	<	0.451	U	<	0.451	U	<	0.635	U	<	0.635	U	<	0.78	U	<	1.2	U
2,4-Dinitrotoluene	-	0 / 22	<	0.22	U	<	0.8	U	<	1.1	U	<	0.8	U	<	0.5	U	<	0.26	U	<	0.26	U	<	0.064	U	<	0.064	U	<	0.6	U	<	0.9	U
2,6-Dinitrotoluene	-	0 / 22	<	0.87	U	<	0.8	U	<	1.1	U	<	0.8	U	<	0.5	U	<	0.26	U	<	0.26	U	<	0.074	U	<	0.074	U	<	0.55	U	<	0.68	U
2-Amino-4,6-dinitrotoluene	-	0 / 20	<	0.35	U	<	0.8	U	<	1	U	<	0.8	U	<	0.5	U	<	0.244	U	<	0.244	U	<	0.158	U	<	0.158	U		NA			NA	
2-Nitrotoluene	-	0 / 16	<	0.69	U	<	0.8	U	<	1.1	U	<	0.8	U	<	1.0	U		NA			NA			NA			NA			NA			NA	
3-Nitrotoluene	-	0 / 16	<	0.43	U	<	0.8	U	<	1.1	U	<	0.8	U	<	1.0	U		NA			NA			NA			NA			NA			NA	
4-Amino-2,6-dinitrotoluene	-	0 / 16	<	0.59	U	<	0.8	U	<	1	U	<	0.8	U	<	1.0	U		NA			NA			NA			NA			NA			NA	
4-Nitrotoluene	-	0 / 16	<	1.4	U	<	0.8	U	<	1.1	U	<	0.8	U	<	1.0	U		NA			NA			NA			NA			NA			NA	
HMX	-	0 / 21	<	0.95	U	<	1	U	<	0.8	U	<	0.8	U	<	0.5	U	<	0.563	U	<	0.563	U	<	1.21	U	<	1.21	U	<	1.3	U		NA	
MNX	-	0 / 10		NA			NA			NA			NA			NA			NA			NA			NA			NA			NA			NA	
Nitrobenzene	-	0 / 22	<	0.39	U	<	0.8	U	<	0.8	U	<	0.8	U	<	0.5	U	<	0.817	U	<	0.817	U	<	0.645	U	<	0.645	U	<	1.13	U	<	2.1	U
RDX	0.8	1 / 22	<	0.56	U	<	0.8	U	<	0.8	U	<	0.8	U	<	1.0	U	<	0.412	U	<	0.412	U	<	1.17	U	<	1.17	U	<	0.63	U	<	9.6	U
Tetryl	-	0 / 18	<	0.92	U	<	0.8	U	<	1.3	U	<	0.8	U	<	0.5	U	<	1.18	U	<	1.18	U		NA			NA			NA			NA	

Notes:
< = less than reporting limit
µg/L = micrograms per liter
HMX = octahydro-1,3,5,7-tetranitro-1,3,5,7-tetrazocine
ID = identification number
J = estimated
MNX = mono-nitroso-RDX
NA = not analyzed
NRL = no reporting limit
Qual = qualifier
RDX = hexahydro-1,3,5-trinitro-1,3,5-triazine
RL = reporting limit
U = nondetect

TABLE E.1.1-2
CORNHUSKER ARMY AMMUNITION PLANT
WELL G0012-EXPLOSIVES

FIELD ID			G0012			G0012			G0012			G0012			G0012			G0012			G0012			G0012			G0012			G0012			G0012			G0012		
METHOD	Maximum	Detection	SW846 M8330			SW846 M8330			SW846 M8330			SW846 M8330			SW846 M8330			SW846 M8330			SW846 M8330			SW846 M8330			SW846 M8330			SW846 M8330			SW846 M8330			SW846 M8330		
COLLECT DATE	Detection	Frequency	None			3/11/2013			3/5/2012			3/7/2011			3/1/2010			3/6/2009			3/12/2008			3/13/2007			3/29/2006			3/22/2005			3/17/2004			3/24/2003		
			Result	RL	Qual	Result	RL	Qual	Result	RL	Qual	Result	RL	Qual	Result	RL	Qual	Result	RL	Qual	Result	RL	Qual	Result	RL	Qual	Result	RL	Qual	Result	RL	Qual	Result	RL	Qual	Result	RL	Qual
EXPLOSIVES (µg/L)																																						
1,3,5-Trinitrobenzene	-	0 / 20				<	0.8	UJ	<	0.8	U	<	0.8	U	<	1	U	<	0.5	U	<	0.48	U	<	0.48	U	<	0.48	U	<	0.48	U	<	0.16	U	<	0.3	U
1,3-Dinitrobenzene	-	0 / 20				<	0.8	UJ	<	0.8	U	<	0.8	U	<	0.41	U	<	0.5	U	<	0.48	U	<	0.48	U	<	0.48	U	<	0.48	U	<	0.16	U	<	0.3	U
2,4,6-Trinitrotoluene	-	0 / 20				<	0.8	U	<	0.8	U	<	0.8	U	<	0.41	U	<	0.5	U	<	0.48	U	<	0.48	U	<	0.48	U	<	0.48	U	<	0.16	U	<	0.3	U
2,4-Dinitrotoluene	-	0 / 19				<	0.8	U	<	0.8	U	<	0.8	U	<	0.41	U	<	0.5	U	<	0.48	U	<	0.48	U	<	0.48	U	<	0.48	U	<	0.31	U	<	0.57	U
2,6-Dinitrotoluene	-	0 / 20	**Abandoned**			<	0.8	UJ	<	0.8	U	<	0.8	U	<	0.21	U	<	0.5	U	<	0.48	U	<	0.48	U	<	0.48	U	<	0.48	U	<	0.31	U	<	0.57	U
2-Amino-4,6-dinitrotoluene	-	0 / 19	**2013**			<	0.8	U	<	0.8	U	<	0.8	U	<	0.21	U	<	0.5	U	<	0.48	U	<	0.48	U	<	0.48	U	<	0.48	U	<	0.31	U	<	0.57	U
2-Nitrotoluene	-	0 / 16				<	0.8	UJ	<	0.8	U	<	0.8	U	<	0.41	U	<	0.5	U	<	0.48	U	<	0.48	U	<	0.48	U	<	0.48	U	<	0.31	U	<	0.57	U
3-Nitrotoluene	-	0 / 16				<	0.8	UJ	<	0.8	U	<	0.8	U	<	0.41	U	<	0.5	U	<	0.48	U	<	0.48	U	<	0.48	U	<	0.48	U	<	0.31	U	<	0.57	U
4-Amino-2,6-dinitrotoluene	-	0 / 16				<	1.4	U	<	1.4	U	<	0.8	U	<	0.21	U	<	0.5	U	<	0.48	U	<	0.48	U	<	0.48	U	<	0.48	U	<	0.31	U	<	0.57	U
4-Nitrotoluene	-	0 / 16				<	0.8	UJ	<	0.8	U	<	0.8	U	<	1	U	<	0.5	U	<	0.48	U	<	0.48	U	<	0.48	U	<	0.48	U	<	0.5	U	<	0.93	U
HMX	-	0 / 19				<	0.8	UJ	<	0.8	U	<	0.8	U	<	0.41	U	<	0.5	UJ	<	0.48	U	<	0.48	U	<	0.48	U	<	0.48	U	<	0.39	U	<	0.72	U
MNX	-	0 / 10				<	0.8	U	<	0.8	U	<	0.8	U	<	2.1	U	<	0.5	U	<	0.48	U	<	0.48	U	<	0.48	U	<	0.48	U	<	0.16	U		NA	
Nitrobenzene	-	0 / 20				<	0.8	UJ	<	0.8	U	<	0.8	U	<	0.41	U	<	0.5	U	<	0.48	U	<	0.48	U	<	0.48	U	<	0.48	U	<	0.16	U	<	0.3	U
RDX	-	0 / 20				<	0.8	U	<	0.8	U	<	0.8	U	<	0.21	U	<	0.5	U	<	0.48	U	<	0.48	U	<	0.48	U	<	0.48	U	<	0.16	U	<	0.3	U
Tetryl	-	0 / 18				<	1.6	UJ	<	0.8	U	<	0.8	U	<	0.25	U	<	0.5	U	<	0.48	U	<	0.48	U	<	0.48	U	<	0.48	U	<	0.31	U	<	0.57	U

Notes:
< = less than reporting limit
µg/L = micrograms per liter
HMX = octahydro-1,3,5,7-tetranitro-1,3,5,7-tetrazocine
ID = identification number
J = estimated
MNX = mono-nitroso-RDX
NA = not analyzed
NRL = no reporting limit
Qual = qualifier
RDX = hexahydro-1,3,5-trinitro-1,3,5-triazine
RL = reporting limit
U = nondetect

TABLE E.1.1-2
CORNHUSKER ARMY AMMUNITION PLANT
WELL G0012-EXPLOSIVES

FIELD ID			G0012			G0012			G0012			G0012			G0012			G0012			G0012			G0012			G0012		
METHOD	Maximum	Detection	SW846 M8330			SW846 M8330			SW846 M8330			SW846 M8330			UW51			UW33			UW33			UW32			6N		
COLLECT DATE	Detection	Frequency	3/25/2002			3/27/2001			3/17/2000			3/29/1999			6/23/1998			7/12/1994			6/15/1994			8/24/1992			1/7/1982		
			Result	RL	Qual	Result	RL	Qual	Result	RL	Qual	Result	RL	Qual	Result	RL	Qual	Result	RL	Qual	Result	RL	Qual	Result	RL	Qual	Result	RL	Qual
EXPLOSIVES (µg/L)																													
1,3,5-Trinitrobenzene	-	0 / 20	<	0.34	U	<	0.8	U	<	0.8	U	<	0.8	U	<	1	U	<	0.425	U	<	0.425	U	<	0.449	U	<	1.9	U
1,3-Dinitrobenzene	-	0 / 20	<	0.23	U	<	0.8	U	<	0.8	U	<	0.8	U	<	0.5	U	<	0.549	U	<	0.549	U	<	0.611	U	<	2.2	U
2,4,6-Trinitrotoluene	-	0 / 20	<	0.28	U	<	0.8	U	<	1.5	U	<	0.8	U	<	1	U	<	0.451	U	<	0.451	U	<	0.635	U	<	1.2	U
2,4-Dinitrotoluene	-	0 / 19	<	0.23	U	<	0.8	U	<	1.1	U	<	0.8	U	<	0.5	U	<	0.26	U	<	0.26	U	<	0.064	U		NA	
2,6-Dinitrotoluene	-	0 / 20	<	0.88	U	<	0.8	U	<	1.1	U	<	0.8	U	<	0.5	U	<	0.26	U	<	0.26	U	<	0.074	U	<	0.68	U
2-Amino-4,6-dinitrotoluene	-	0 / 19	<	0.35	U	<	0.8	U	<	1	U	<	0.8	U	<	0.5	U	<	0.244	U	<	0.244	U	<	0.158	U		NA	
2-Nitrotoluene	-	0 / 16	<	0.69	U	<	0.8	U	<	1.1	U	<	0.8	U	<	1	U		NA			NA			NA			NA	
3-Nitrotoluene	-	0 / 16	<	0.44	U	<	0.8	U	<	1.1	U	<	0.8	U	<	1	U		NA			NA			NA			NA	
4-Amino-2,6-dinitrotoluene	-	0 / 16	<	0.6	U	<	0.8	U	<	1	U	<	0.8	U	<	1	U		NA			NA			NA			NA	
4-Nitrotoluene	-	0 / 16	<	1.4	U	<	0.8	U	<	1.1	U	<	0.8	U	<	1	U		NA			NA			NA			NA	
HMX	-	0 / 19	<	0.96	U	<	1	U	<	0.8	U	<	0.8	U	<	0.5	U	<	0.563	U	<	0.563	U	<	1.21	U		NA	
MNX	-	0 / 10		NA			NA			NA			NA			NA			NA			NA			NA			NA	
Nitrobenzene	-	0 / 20	<	0.4	U	<	0.8	U	<	0.8	U	<	0.8	U	<	0.5	U	<	0.817	U	<	0.817	U	<	0.645	U	<	2.1	U
RDX	-	0 / 20	<	0.57	U	<	0.8	U	<	0.8	U	<	0.8	U	<	1	U	<	0.412	U	<	0.412	U	<	1.17	U	<	9.6	U
Tetryl	-	0 / 18	<	0.94	U	<	0.8	U	<	1.3	U	<	0.8	U	<	0.5	U	<	3.26	U	<	1.18	U		NA			NA	

Notes:
< = less than reporting limit
µg/L = micrograms per liter
HMX = octahydro-1,3,5,7-tetranitro-1,3,5,7-tetrazocine
ID = identification number
J = estimated
MNX = mono-nitroso-RDX
NA = not analyzed
NRL = no reporting limit
Qual = qualifier
RDX = hexahydro-1,3,5-trinitro-1,3,5-triazine
RL = reporting limit
U = nondetect

TABLE E.1.1-3
CORNHUSKER ARMY AMMUNITION PLANT
WELL G0013-EXPLOSIVES

FIELD ID			G0013			G0013			G0013			G0013			G0013			G0013			G0013			G0013			G0013			G0013			G0013		
METHOD	Maximum	Detection	SW846 M8330			SW846 M8330			SW846 M8330			SW846 M8330			SW846 M8330			SW846 M8330			SW846 M8330			SW846 M8330			SW846 M8330			SW846 M8330		
COLLECT DATE	Detection	Frequency	None			3/12/2013			None			3/13/2008			3/14/2007			3/28/2006			3/21/2005			3/17/2004			3/21/2003			3/25/2002			3/28/2001		
			Result	RL	Qual	Result	RL	Qual	Result	RL	Qual	Result	RL	Qual	Result	RL	Qual	Result	RL	Qual	Result	RL	Qual	Result	RL	Qual	Result	RL	Qual	Result	RL	Qual	Result	RL	Qual
EXPLOSIVES (µg/L)																																		
1,3,5-Trinitrobenzene	-	0 / 24				<	0.8	U				<	0.48	U	<	0.49	U	<	0.48	U	<	0.48	U	<	0.25	U	<	0.21	U	<	0.31	U	<	0.8	U
1,3-Dinitrobenzene	-	0 / 21				<	0.8	U				<	0.48	U	<	0.49	U	<	0.48	U	<	0.48	U	<	0.25	U	<	0.21	U	<	0.21	U	<	0.8	U
2,4,6-Trinitrotoluene	0.17 J	1 / 24				<	0.8	U				<	0.48	U	<	0.49	U	<	0.48	U	<	0.48	U	0.17	0.25	J	<	0.21	U	<	0.26	U	<	0.8	U
2,4-Dinitrotoluene	-	0 / 24				<	0.8	U				<	0.48	U	<	0.49	U	<	0.48	U	<	0.48	U	<	0.49	U	<	0.41	U	<	0.21	U	<	0.8	U
2,6-Dinitrotoluene	-	0 / 24	**Abandoned**			<	0.8	U	**Not Sampled**			<	0.48	U	<	0.49	U	<	0.48	U	<	0.48	U	<	0.49	U	<	0.41	U	<	0.81	U	<	0.8	U
2-Amino-4,6-dinitrotoluene	-	0 / 15	**2013**			<	0.8	U	**in 2009, 2010, 2011,**			<	0.48	U	<	0.49	U	<	0.48	U	<	0.48	U	<	0.49	U	<	0.41	U	<	0.33	U	<	0.8	U
2-Nitrotoluene	-	0 / 12				<	0.8	U	**2012**			<	0.48	U	<	0.49	U	<	0.48	U	<	0.48	U	<	0.49	U	<	0.41	U	<	0.64	U	<	0.8	U
3-Nitrotoluene	-	0 / 12				<	0.8	U				<	0.48	U	<	0.49	U	<	0.48	U	<	0.48	U	<	0.49	U	<	0.41	U	<	0.40	U	<	0.8	U
4-Amino-2,6-dinitrotoluene	-	0 / 12				<	1.4	U				<	0.48	U	<	0.49	U	<	0.48	U	<	0.48	U	<	0.49	U	<	0.41	U	<	0.55	U	<	0.8	U
4-Nitrotoluene	-	0 / 12				<	0.8	U				<	0.48	U	<	0.49	U	<	0.48	U	<	0.48	U	<	0.79	U	<	0.67	U	<	1.3	U	<	0.8	U
HMX	-	0 / 19				<	0.8	U				<	0.48	U	<	0.49	U	<	0.48	U	<	0.48	U	<	0.62	U	<	0.52	U	<	0.88	U	<	1	U
MNX	-	0 / 6				<	0.8	U				<	0.48	U	<	0.49	U	<	0.48	U	<	0.48	U	<	0.25	U		NA			NA			NA	
Nitrobenzene	-	0 / 21				<	0.8	U				<	0.48	U	<	0.49	U	<	0.48	U	<	0.48	U	<	0.25	U	<	0.21	U	<	0.36	U	<	0.8	U
RDX	1.29	2 / 24				<	0.8	U				<	0.48	U	<	0.49	U	<	0.48	U	<	0.48	U	<	0.25	U	<	0.21	U	<	0.52	U	<	0.8	U
Tetryl	-	0 / 16				<	1.6	U				<	0.48	U	<	0.49	U	<	0.48	U	<	0.48	U	<	0.49	U	<	0.41	U	<	0.86	U	<	0.8	U

Notes:
< = less than reporting limit
µg/L = micrograms per liter
HMX = octahydro-1,3,5,7-tetranitro-1,3,5,7-tetrazocine
ID = identification number
J = estimated
MNX = mono-nitroso-RDX
NA = not analyzed
NRL = no reporting limit
Qual = qualifier
RDX = hexahydro-1,3,5-trinitro-1,3,5-triazine
RL = reporting limit
U = nondetect

TABLE E.1.1-3
CORNHUSKER ARMY AMMUNITION PLANT
WELL G0013-EXPLOSIVES

FIELD ID			G0013			G0013			G0013			G0013			G0013			G0013			G0013			G0013			G0013			G0013			G0013		
METHOD	Maximum	Detection	SW846 M8330			SW846 M8330			UW51			UW33			UW33			UW32			UW14			UW14			UW01			UW01			
COLLECT DATE	Detection	Frequency	3/17/2000			3/29/1999			6/23/1998			7/12/1994			6/15/1994			8/24/1992			10/15/1990			4/23/1990			5/15/1989			11/8/1988			
			Result	RL	Qual	Result	RL	Qual	Result	RL	Qual	Result	RL	Qual	Result	RL	Qual	Result	RL	Qual	Result	RL	Qual	Result	RL	Qual	Result	RL	Qual	Result	RL	Qual	
EXPLOSIVES (µg/L)																																		
1,3,5-Trinitrobenzene	-	0 / 24	<	0.8	U	<	0.8	U	<	1	U	<	0.425	U	<	0.425	U	<	0.449	U	<	0.626	U	<	0.626	U	<	0.56	U	<	0.56	U		
1,3-Dinitrobenzene	-	0 / 21	<	0.8	U	<	0.8	U	<	0.5	U	<	0.549	U	<	0.549	U	<	0.611	U	<	0.519	U	<	0.519	U	<	0.61	U	<	0.61	U		
2,4,6-Trinitrotoluene	0.17 J	1 / 24	<	1.5	U	<	0.8	U	<	1	U	<	0.451	U	<	0.451	U	<	0.635	U	<	0.588	U	<	0.588	U	<	0.78	U	<	0.78	U		
2,4-Dinitrotoluene	-	0 / 24	<	1.1	U	<	0.8	U	<	0.5	U	<	0.26	U	<	0.26	U	<	0.064	U	<	0.612	U	<	0.612	U	<	0.6	U	<	0.6	U		
2,6-Dinitrotoluene	-	0 / 24	<	1.1	U	<	0.8	U	<	0.5	U	<	0.26	U	<	0.26	U	<	0.074	U	<	1.15	U	<	1.15	U	<	0.55	U	<	0.55	U		
2-Amino-4,6-dinitrotoluene	-	0 / 15	<	1	U	<	0.8	U	<	0.5	U	<	0.244	U	<	0.244	U	<	0.158	U		NA			NA			NA			NA			
2-Nitrotoluene	-	0 / 12	<	1.1	U	<	0.8	U	<	1	U		NA			NA			NA			NA			NA			NA			NA			
3-Nitrotoluene	-	0 / 12	<	1.1	U	<	0.8	U	<	1	U		NA			NA			NA			NA			NA			NA			NA			
4-Amino-2,6-dinitrotoluene	-	0 / 12	<	1	U	<	0.8	U	<	1	U		NA			NA			NA			NA			NA			NA			NA			
4-Nitrotoluene	-	0 / 12	<	1.1	U	<	0.8	U	<	1	U		NA			NA			NA			NA			NA			NA			NA			
HMX	-	0 / 19	<	0.8	U	<	0.8	U	<	0.5	U	<	0.563	U	<	0.563	U	<	1.21	U	<	1.65	U	<	1.65	U	<	1.3	U	<	1.3	U		
MNX	-	0 / 6		NA			NA			NA			NA			NA			NA			NA			NA			NA			NA			
Nitrobenzene	-	0 / 21	<	0.8	U	<	0.8	U	<	0.5	U	<	0.817	U	<	0.817	U	<	0.645	U	<	1.07	U	<	1.07	U	<	1.13	U	<	1.13	U		
RDX	1.29	2 / 24	<	0.8	U	<	0.8	U	<	1	U	<	0.412	U	<	0.412	U	<	1.17	U	<	2.11	U	<	2.11	U	1.29	NRL		0.68	NRL			
Tetryl	-	0 / 16	<	1.3	U	<	0.8	U	<	0.5	U	<	1.18	U	<	1.18	U		NA		<	0.556	U	<	0.556	U		NA			NA			

Notes:
< = less than reporting limit
µg/L = micrograms per liter
HMX = octahydro-1,3,5,7-tetranitro-1,3,5,7-tetrazocine
ID = identification number
J = estimated
MNX = mono-nitroso-RDX
NA = not analyzed
NRL = no reporting limit
Qual = qualifier
RDX = hexahydro-1,3,5-trinitro-1,3,5-triazine
RL = reporting limit
U = nondetect

TABLE E.1.1-3
CORNHUSKER ARMY AMMUNITION PLANT
WELL G0013-EXPLOSIVES

FIELD ID			G0013			G0013			G0013			G0013			G0013		
METHOD	Maximum	Detection	D1			D1			D1			6N			6N		
COLLECT DATE	Detection	Frequency	12/4/1984			6/18/1985			9/18/1984			1/18/1983			1/8/1982		
			Result	RL	Qual	Result	RL	Qual	Result	RL	Qual	Result	RL	Qual	Result	RL	Qual
EXPLOSIVES (µg/L)																	
1,3,5-Trinitrobenzene	-	0 / 24	<	1.4	U	<	1.4	U	<	0.5	U	<	1.9	U	<	1.9	U
1,3-Dinitrobenzene	-	0 / 21		NA			NA			NA		<	2.2	U	<	2.2	U
2,4,6-Trinitrotoluene	0.17 J	1 / 24	<	1.9	U	<	1.9	U	<	0.9	U	<	1.2	U	<	1.2	U
2,4-Dinitrotoluene	-	0 / 24	<	1.2	U	<	0.6	U	<	0.6	U	<	0.9	U	<	0.9	U
2,6-Dinitrotoluene	-	0 / 24	<	1.2	U	<	1.2	U	<	0.6	U	<	0.68	U	<	0.68	U
2-Amino-4,6-dinitrotoluene	-	0 / 15		NA			NA			NA			NA			NA	
2-Nitrotoluene	-	0 / 12		NA			NA			NA			NA			NA	
3-Nitrotoluene	-	0 / 12		NA			NA			NA			NA			NA	
4-Amino-2,6-dinitrotoluene	-	0 / 12		NA			NA			NA			NA			NA	
4-Nitrotoluene	-	0 / 12		NA			NA			NA			NA			NA	
HMX	-	0 / 19		NA			NA			NA			NA			NA	
MNX	-	0 / 6		NA			NA			NA			NA			NA	
Nitrobenzene	-	0 / 21		NA			NA			NA		<	2.1	U	<	2.1	U
RDX	1.29	2 / 24	<	9	U	<	7	U	<	9	U	<	9.6	U	<	9.6	U
Tetryl	-	0 / 16		NA			NA			NA			NA			NA	

Notes:
< = less than reporting limit
µg/L = micrograms per liter
HMX = octahydro-1,3,5,7-tetranitro-1,3,5,7-tetrazocine
ID = identification number
J = estimated
MNX = mono-nitroso-RDX
NA = not analyzed
NRL = no reporting limit
Qual = qualifier
RDX = hexahydro-1,3,5-trinitro-1,3,5-triazine
RL = reporting limit
U = nondetect

TABLE E.1.1-4
CORNHUSKER ARMY AMMUNITION PLANT
WELL G0014-EXPLOSIVES

FIELD ID			G0014			G0014			G0014			G0014			G0014			G0014			G0014			G0014			G0014			G0014			G0014		
METHOD	Maximum	Detection	SW846 M8330			SW846 M8330			SW846 M8330			SW846 M8330			SW846 M8330			SW846 M8330			SW846 M8330			SW846 M8330			SW846 M8330			SW846 M8330		
COLLECT DATE	Detection	Frequency	None			3/8/2013			3/5/2012			None			3/14/2007			3/29/2006			3/23/2005			3/17/2004			3/21/2003			3/25/2002			3/28/2001		
			Result	RL	Qual	Result	RL	Qual	Result	RL	Qual	Result	RL	Qual	Result	RL	Qual	Result	RL	Qual	Result	RL	Qual	Result	RL	Qual	Result	RL	Qual	Result	RL	Qual	Result	RL	Qual
EXPLOSIVES (µg/L)																																		
1,3,5-Trinitrobenzene	5.8	1 / 24				<	0.8	U	<	0.8	U				<	0.50	U	<	0.48	U	<	0.48	U	<	0.23	U	<	0.31	U	<	0.31	U	<	0.8	U
1,3-Dinitrobenzene	-	0 / 21				<	0.8	U	<	0.8	U				<	0.50	U	<	0.48	U	<	0.48	U	<	0.23	U	<	0.31	U	<	0.21	U	<	0.8	U
2,4,6-Trinitrotoluene	4.2	3 / 24				<	0.8	U	<	0.8	U				<	0.50	U	<	0.48	U	<	0.48	U	0.24	0.23		<	0.31	U	0.20	0.26	J	<	0.8	U
2,4-Dinitrotoluene	-	0 / 24				<	0.8	U	<	0.8	U				<	0.50	U	<	0.48	U	<	0.48	U	<	0.45	U	<	0.59	U	<	0.21	U	<	0.8	U
2,6-Dinitrotoluene	-	0 / 24	**Abandoned**			<	0.8	U	<	0.8	U	**Not Sampled**			<	0.50	U	<	0.48	U	<	0.48	U	<	0.45	U	<	0.59	U	<	0.81	U	<	0.8	U
2-Amino-4,6-dinitrotoluene	3.25	1 / 15	**2013**			<	0.8	U	<	0.8	U	**in 2008, 2009, 2010, 2011**			<	0.50	U	<	0.48	U	<	0.48	U	<	0.45	U	<	0.59	U	<	0.33	U	<	0.8	U
2-Nitrotoluene	-	0 / 12				<	0.8	U	<	0.8	U				<	0.50	U	<	0.48	U	<	0.48	U	<	0.45	U	<	0.59	U	<	0.64	U	<	0.8	U
3-Nitrotoluene	-	0 / 12				<	0.8	U	<	0.8	U				<	0.50	U	<	0.48	U	<	0.48	U	<	0.45	U	<	0.59	U	<	0.40	U	<	0.8	U
4-Amino-2,6-dinitrotoluene	0.22 J	1 / 12				<	1.4	U	<	1.4	U				<	0.50	U	<	0.48	U	<	0.48	U	<	0.45	U	<	0.59	U	<	0.55	U	0.22	0.8	J
4-Nitrotoluene	-	0 / 12				<	0.8	U	<	0.8	U				<	0.50	U	<	0.48	U	<	0.48	U	<	0.73	U	<	0.96	U	<	1.3	U	<	0.8	U
HMX	2.01	2 / 19				<	0.8	U	<	0.8	U				<	0.50	U	<	0.48	U	<	0.48	U	<	0.57	U	<	0.75	U	<	0.88	U	<	1	U
MNX	-	0 / 6				<	0.8	U	<	0.8	U				<	0.50	U	<	0.48	U	<	0.48	U	<	0.23	U		NA			NA			NA	
Nitrobenzene	-	0 / 21				<	0.8	U	<	0.8	U				<	0.50	U	<	0.48	U	<	0.48	U	<	0.23	U	<	0.31	U	<	0.36	U	<	0.8	U
RDX	-	0 / 24				<	0.8	U	<	0.8	U				<	0.50	U	<	0.48	U	<	0.48	U	<	0.23	U	<	0.31	U	<	0.52	U	<	0.8	U
Tetryl	-	0 / 16				<	1.6	U	<	0.8	U				<	0.50	U	<	0.48	U	<	0.48	U	<	0.45	U	<	0.59	U	<	0.86	U	<	0.8	U

Notes:
< = less than reporting limit
µg/L = micrograms per liter
HMX = octahydro-1,3,5,7-tetranitro-1,3,5,7-tetrazocine
ID = identification number
J = estimated
MNX = mono-nitroso-RDX
NA = not analyzed
NRL = no reporting limit
Qual = qualifier
RDX = hexahydro-1,3,5-trinitro-1,3,5-triazine
RL = reporting limit
U = nondetect

TABLE E.1.1-4
CORNHUSKER ARMY AMMUNITION PLANT
WELL G0014-EXPLOSIVES

FIELD ID			G0014			G0014			G0014			G0014			G0014			G0014			G0014			G0014			G0014			G0014			G0014		
METHOD	Maximum	Detection	SW846 M8330			SW846 M8330			UW51			UW33			UW33			UW32			UW14			UW14			UW01			UW01			D1		
COLLECT DATE	Detection	Frequency	3/17/2000			3/29/1999			6/23/1998			7/12/1994			6/15/1994			8/24/1992			10/15/1990			4/23/1990			5/15/1989			11/8/1988			6/19/1985		
			Result	RL	Qual	Result	RL	Qual	Result	RL	Qual	Result	RL	Qual	Result	RL	Qual	Result	RL	Qual	Result	RL	Qual	Result	RL	Qual	Result	RL	Qual	Result	RL	Qual	Result	RL	Qual
EXPLOSIVES (µg/L)																																		
1,3,5-Trinitrobenzene	5.8	1 / 24	<	0.8	U	<	0.8	U	<	1.00	U	<	0.425	U	<	0.425	U	<	0.449	U	<	0.626	U	<	0.626	U	5.8	NRL		<	2.8	U	<	1.4	U
1,3-Dinitrobenzene	-	0 / 21	<	0.8	U	<	0.8	U	<	0.500	U	<	0.549	U	<	0.549	U	<	0.611	U	<	0.519	U	<	0.519	U	<	0.61	U	<	0.61	U		NA	
2,4,6-Trinitrotoluene	4.2	3 / 24	<	1.5	U	<	0.8	U	<	1.00	U	<	0.451	U	<	0.451	U	<	0.635	U	<	0.588	U	<	0.588	U	<	0.78	U	<	0.78	U	4.2	NRL	
2,4-Dinitrotoluene	-	0 / 24	<	1.1	U	<	0.8	U	<	0.500	U	<	0.26	U	<	0.26	U	<	0.064	U	<	0.612	U	<	0.612	U	<	0.6	U	<	0.6	U	<	0.6	U
2,6-Dinitrotoluene	-	0 / 24	<	1.1	U	<	0.8	U	<	0.500	U	<	0.26	U	<	0.26	U	<	0.074	U	<	1.15	U	<	1.15	U	<	0.55	U	<	0.55	U	<	1.2	U
2-Amino-4,6-dinitrotoluene	3.25	1 / 15	<	1	U	<	0.8	U	<	0.500	U	<	0.244	U	<	0.244	U	3.25	NRA			NA			NA			NA			NA			NA	
2-Nitrotoluene	-	0 / 12	<	1.1	U	<	0.8	U	<	1.00	U		NA			NA			NA			NA			NA			NA			NA			NA	
3-Nitrotoluene	-	0 / 12	<	1.1	U	<	0.8	U	<	1.00	U		NA			NA			NA			NA			NA			NA			NA			NA	
4-Amino-2,6-dinitrotoluene	0.22 J	1 / 12	<	1	U	<	0.8	U	<	1.00	U		NA			NA			NA			NA			NA			NA			NA			NA	
4-Nitrotoluene	-	0 / 12	<	1.1	U	<	0.8	U	<	1.00	U		NA			NA			NA			NA			NA			NA			NA			NA	
HMX	2.01	2 / 19	<	0.8	U	<	0.8	U	0.941	0.500	J	2.01	NRL		<	0.563	U	<	1.21	U	<	1.65	U	<	1.65	U	<	1.3	U	<	1.3	U		NA	
MNX	-	0 / 6		NA			NA			NA			NA			NA			NA			NA			NA			NA			NA			NA	
Nitrobenzene	-	0 / 21	<	0.8	U	<	0.8	U	<	0.500	U	<	0.817	U	<	0.817	U	<	0.645	U	<	1.07	U	<	1.07	U	<	1.13	U	<	1.13	U		NA	
RDX	-	0 / 24	<	0.8	U	<	0.8	U	<	1.00	U	<	0.412	U	<	0.412	U	<	1.17	U	<	2.11	U	<	2.11	U	<	1.25	U	<	0.63	U	<	7	U
Tetryl	-	0 / 16	<	1.3	U	<	0.8	U	<	0.500	U	<	1.18	U	<	1.18	U		NA		<	0.556	U	<	0.556	U		NA			NA			NA	

Notes:
< = less than reporting limit
µg/L = micrograms per liter
HMX = octahydro-1,3,5,7-tetranitro-1,3,5,7-tetrazocine
ID = identification number
J = estimated
MNX = mono-nitroso-RDX
NA = not analyzed
NRL = no reporting limit
Qual = qualifier
RDX = hexahydro-1,3,5-trinitro-1,3,5-triazine
RL = reporting limit
U = nondetect

TABLE E.1.1-4
CORNHUSKER ARMY AMMUNITION PLANT
WELL G0014-EXPLOSIVES

FIELD ID			G0014			G0014			G0014			G0014		
METHOD	Maximum	Detection	D1			D1			6N			6N		
COLLECT DATE	Detection	Frequency	12/4/1984			9/18/1984			1/15/1983			1/8/1982		
			Result	RL	Qual	Result	RL	Qual	Result	RL	Qual	Result	RL	Qual
EXPLOSIVES (µg/L)														
1,3,5-Trinitrobenzene	5.8	1 / 24	<	1.4	U	<	0.5	U	<	1.9	U	<	1.9	U
1,3-Dinitrobenzene	-	0 / 21		NA			NA		<	2.2	U	<	2.2	U
2,4,6-Trinitrotoluene	4.2	3 / 24	<	1.9	U	<	0.9	U	<	1.2	U	<	1.2	U
2,4-Dinitrotoluene	-	0 / 24	<	1.2	U	<	0.6	U	<	0.9	U	<	0.9	U
2,6-Dinitrotoluene	-	0 / 24	<	1.2	U	<	0.6	U	<	0.68	U	<	0.68	U
2-Amino-4,6-dinitrotoluene	3.25	1 / 15		NA			NA			NA			NA	
2-Nitrotoluene	-	0 / 12		NA			NA			NA			NA	
3-Nitrotoluene	-	0 / 12		NA			NA			NA			NA	
4-Amino-2,6-dinitrotoluene	0.22 J	1 / 12		NA			NA			NA			NA	
4-Nitrotoluene	-	0 / 12		NA			NA			NA			NA	
HMX	2.01	2 / 19		NA			NA			NA			NA	
MNX	-	0 / 6		NA			NA			NA			NA	
Nitrobenzene	-	0 / 21		NA			NA		<	2.1	U	<	2.1	U
RDX	-	0 / 24	<	9	U	<	9	U	<	9.6	U	<	9.6	U
Tetryl	-	0 / 16		NA			NA			NA			NA	

Notes:
< = less than reporting limit
µg/L = micrograms per liter
HMX = octahydro-1,3,5,7-tetranitro-1,3,5,7-tetrazocine
ID = identification number
J = estimated
MNX = mono-nitroso-RDX
NA = not analyzed
NRL = no reporting limit
Qual = qualifier
RDX = hexahydro-1,3,5-trinitro-1,3,5-triazine
RL = reporting limit
U = nondetect

TABLE E.1.1-5
CORNHUSKER ARMY AMMUNITION PLANT
WELL G0015-EXPLOSIVES

FIELD ID			G0015			G0015			G0015			G0015			G0015			G0015			G0015			G0015			G0015			G0015		
METHOD	Maximum	Detection	SW846 M8330			SW846 M8330			SW846 M8330			SW846 M8330			SW846 M8330			SW846 M8330			SW846 M8330			SW846 M8330			SW846 M8330			SW846 M8330		
COLLECT DATE	Detection	Frequency	None			3/12/2013			3/8/2012			3/9/2011			3/1/2010			3/11/2009			3/13/2008			3/14/2007			3/28/2006			3/17/2005			3/23/2004		
			Result	RL	Qual	Result	RL	Qual	Result	RL	Qual	Result	RL	Qual	Result	RL	Qual	Result	RL	Qual	Result	RL	Qual	Result	RL	Qual	Result	RL	Qual	Result	RL	Qual	Result	RL	Qual
EXPLOSIVES (µg/L)																																		
1,3,5-Trinitrobenzene	-	0 / 24				<	0.8	U	<	0.8	U	<	0.8	U	<	1	U	<	0.5	U	<	0.48	U	<	0.49	U	<	0.48	U	<	0.48	U	<	0.22	U
1,3-Dinitrobenzene	-	0 / 21				<	0.8	U	<	0.8	U	<	0.8	U	<	0.41	U	<	0.5	U	<	0.48	U	<	0.49	U	<	0.48	U	<	0.48	U	<	0.22	U
2,4,6-Trinitrotoluene	1.23	1 / 24				<	0.8	U	<	0.8	U	<	0.8	U	<	0.41	U	<	0.5	U	<	0.48	U	<	0.49	U	<	0.48	U	<	0.48	U	<	0.22	U
2,4-Dinitrotoluene	-	0 / 24				<	0.8	U	<	0.8	U	<	0.8	U	<	0.41	U	<	0.5	U	<	0.48	U	<	0.49	U	<	0.48	U	<	0.48	U	<	0.43	U
2,6-Dinitrotoluene	-	0 / 24	**Abandoned**			<	0.8	U	<	0.8	U	<	0.8	U	<	0.2	U	<	0.5	U	<	0.48	U	<	0.49	U	<	0.48	U	<	0.48	U	<	0.43	U
2-Amino-4,6-dinitrotoluene	0.095 J	1 / 19	**2013**			<	0.8	U	<	0.8	U	<	0.8	U	0.095	0.2	J	<	0.5	U	<	0.48	U	<	0.49	U	<	0.48	U	<	0.48	U	<	0.43	U
2-Nitrotoluene	-	0 / 16				<	0.8	U	<	0.8	U	<	0.8	U	<	0.41	U	<	0.5	U	<	0.48	U	<	0.49	U	<	0.48	U	<	0.48	U	<	0.43	U
3-Nitrotoluene	-	0 / 16				<	0.8	U	<	0.8	U	<	0.8	U	<	0.41	U	<	0.5	U	<	0.48	U	<	0.49	U	<	0.48	U	<	0.48	U	<	0.43	U
4-Amino-2,6-dinitrotoluene	-	0 / 16				<	1.4	U	<	1.4	U	<	0.8	U	<	0.2	U	<	0.5	U	<	0.48	U	<	0.49	U	<	0.48	U	<	0.48	U	<	0.43	U
4-Nitrotoluene	-	0 / 16				<	0.8	U	<	0.8	U	<	0.8	U	<	1	U	<	0.5	U	<	0.48	U	<	0.49	U	<	0.48	U	<	0.48	U	<	0.7	U
HMX	-	0 / 19				<	0.8	U	<	0.8	U	<	0.8	U	<	0.41	U	<	0.5	U	<	0.48	U	<	0.49	U	<	0.48	U	<	0.48	U	<	0.55	U
MNX	-	0 / 10				<	0.8	U	<	0.8	U	<	0.8	U	<	2	U	<	0.5	U	<	0.48	U	<	0.49	U	<	0.48	U	<	0.48	U	<	0.22	U
Nitrobenzene	-	0 / 21				<	0.8	U	<	0.8	U	<	0.8	U	<	0.41	U	<	0.5	U	<	0.48	U	<	0.49	U	<	0.48	U	<	0.48	U	<	0.22	U
RDX	-	0 / 24				<	0.8	U	<	0.8	U	<	0.8	U	<	0.2	U	<	0.5	U	<	0.48	U	<	0.49	U	<	0.48	U	<	0.48	U	<	0.22	U
Tetryl	-	0 / 18				<	1.6	U	<	0.8	U	<	0.8	U	<	0.25	U	<	0.5	UJ	<	0.48	U	<	0.49	U	<	0.48	U	<	0.48	U	<	0.43	U

Notes:
< = less than reporting limit
µg/L = micrograms per liter
HMX = octahydro-1,3,5,7-tetranitro-1,3,5,7-tetrazocine
ID = identification number
J = estimated
MNX = mono-nitroso-RDX
NA = not analyzed
NRL = no reporting limit
Qual = qualifier
RDX = hexahydro-1,3,5-trinitro-1,3,5-triazine
RL = reporting limit
U = nondetect

TABLE E.1.1-5
CORNHUSKER ARMY AMMUNITION PLANT
WELL G0015-EXPLOSIVES

FIELD ID			G0015			G0015			G0015			G0015			G0015			G0015			G0015			G0015			G0015			G0015			G0015		
METHOD	Maximum	Detection	SW846 M8330			SW846 M8330			SW846 M8330			SW846 M8330			SW846 M8330			UW51			UW33			UW33			UW32			D1			D1		
COLLECT DATE	Detection	Frequency	3/20/2003			3/26/2002			3/27/2001			3/20/2000			3/29/1999			6/23/1998			7/17/1994			6/11/1994			8/18/1992			6/18/1985			12/4/1984		
			Result	RL	Qual	Result	RL	Qual	Result	RL	Qual	Result	RL	Qual	Result	RL	Qual	Result	RL	Qual	Result	RL	Qual	Result	RL	Qual	Result	RL	Qual	Result	RL	Qual	Result	RL	Qual
EXPLOSIVES (µg/L)																																				
1,3,5-Trinitrobenzene	-	0 / 24	<	0.25	U	<	0.33	U	<	0.8	U	<	0.8	U	<	0.8	U	<	1.00	U	<	0.425	U	<	0.425	U	<	0.449	U	<	1.4	U	<	1.4	U
1,3-Dinitrobenzene	-	0 / 21	<	0.25	U	<	0.22	U	<	0.8	U	<	0.8	U	<	0.8	U	<	0.500	U	<	0.549	U	<	0.549	U	<	0.611	U		NA			NA	
2,4,6-Trinitrotoluene	1.23	1 / 24	<	0.25	U	<	0.28	U	<	0.8	U	<	1.5	U	<	0.8	U	<	1.00	U	<	0.451	U	<	0.451	U	<	0.635	U	1.23	NRL		<	1.9	U
2,4-Dinitrotoluene	-	0 / 24	<	0.49	U	<	0.22	U	<	0.8	U	<	1.1	U	<	0.8	U	<	0.500	U	<	0.26	U	<	0.26	U	<	0.064	U	<	0.6	U	<	1.2	U
2,6-Dinitrotoluene	-	0 / 24	<	0.49	U	<	0.86	U	<	0.8	U	<	1.1	U	<	0.8	U	<	0.500	U	<	0.26	U	<	0.26	U	<	0.074	U	<	1.2	U	<	1.2	U
2-Amino-4,6-dinitrotoluene	0.095 J	1 / 19	<	0.49	U	<	0.35	U	<	0.8	U	<	1	U	<	0.8	U	<	0.500	U	<	0.244	U	<	0.244	U	<	0.158	U		NA			NA	
2-Nitrotoluene	-	0 / 16	<	0.49	U	<	0.68	U	<	0.8	U	<	1.1	U	<	0.8	U	<	1.00	U		NA			NA			NA			NA			NA	
3-Nitrotoluene	-	0 / 16	<	0.49	U	<	0.43	U	<	0.8	U	<	1.1	U	<	0.8	U	<	1.00	U		NA			NA			NA			NA			NA	
4-Amino-2,6-dinitrotoluene	-	0 / 16	<	0.49	U	<	0.58	U	<	0.8	U	<	1	U	<	0.8	U	<	1.00	U		NA			NA			NA			NA			NA	
4-Nitrotoluene	-	0 / 16	<	0.78	U	<	1.4	U	<	0.8	U	<	1.1	U	<	0.8	U	<	1.00	U		NA			NA			NA			NA			NA	
HMX	-	0 / 19	<	0.61	U	<	0.94	U	<	1	U	<	0.8	U	<	0.8	U	<	0.500	U	<	0.563	U	<	0.563	U	<	1.21	U		NA			NA	
MNX	-	0 / 10		NA			NA			NA			NA			NA			NA			NA			NA			NA			NA			NA	
Nitrobenzene	-	0 / 21	<	0.25	U	<	0.39	U	<	0.8	U	<	0.8	U	<	0.8	U	<	0.500	U	<	0.817	U	<	0.817	U	<	0.645	U		NA			NA	
RDX	-	0 / 24	<	0.25	U	<	0.55	U	<	0.8	U	<	0.8	U	<	0.8	U	<	1.00	U	<	0.412	U	<	0.412	U	<	1.17	U	<	7	U	<	9	U
Tetryl	-	0 / 18	<	0.49	U	<	0.91	U	<	0.8	U	<	1.3	U	<	0.8	U	<	0.500	U	<	1.18	U	<	1.18	U		NA			NA			NA	

Notes:
< = less than reporting limit
µg/L = micrograms per liter
HMX = octahydro-1,3,5,7-tetranitro-1,3,5,7-tetrazocine
ID = identification number
J = estimated
MNX = mono-nitroso-RDX
NA = not analyzed
NRL = no reporting limit
Qual = qualifier
RDX = hexahydro-1,3,5-trinitro-1,3,5-triazine
RL = reporting limit
U = nondetect

TABLE E.1.1-5
CORNHUSKER ARMY AMMUNITION PLANT
WELL G0015-EXPLOSIVES

FIELD ID			G0015			G0015			G0015		
METHOD	Maximum	Detection	D1			6N			6N		
COLLECT DATE	Detection	Frequency	9/18/1984			1/18/1983			1/7/1982		
			Result	RL	Qual	Result	RL	Qual	Result	RL	Qual
EXPLOSIVES (µg/L)											
1,3,5-Trinitrobenzene	-	0 / 24	<	0.5	U	<	1.9	U	<	1.9	U
1,3-Dinitrobenzene	-	0 / 21		NA		<	2.2	U	<	2.2	U
2,4,6-Trinitrotoluene	1.23	1 / 24	<	0.9	U	<	1.2	U	<	1.2	U
2,4-Dinitrotoluene	-	0 / 24	<	0.6	U	<	0.9	U	<	0.9	U
2,6-Dinitrotoluene	-	0 / 24	<	0.6	U	<	0.68	U	<	0.68	U
2-Amino-4,6-dinitrotoluene	0.095 J	1 / 19		NA			NA			NA	
2-Nitrotoluene	-	0 / 16		NA			NA			NA	
3-Nitrotoluene	-	0 / 16		NA			NA			NA	
4-Amino-2,6-dinitrotoluene	-	0 / 16		NA			NA			NA	
4-Nitrotoluene	-	0 / 16		NA			NA			NA	
HMX	-	0 / 19		NA			NA			NA	
MNX	-	0 / 10		NA			NA			NA	
Nitrobenzene	-	0 / 21		NA		<	2.1	U	<	2.1	U
RDX	-	0 / 24	<	9	U	<	9.6	U	<	9.6	U
Tetryl	-	0 / 18		NA			NA			NA	

Notes:
< = less than reporting limit
µg/L = micrograms per liter
HMX = octahydro-1,3,5,7-tetranitro-1,3,5,7-tetrazocine
ID = identification number
J = estimated
MNX = mono-nitroso-RDX
NA = not analyzed
NRL = no reporting limit
Qual = qualifier
RDX = hexahydro-1,3,5-trinitro-1,3,5-triazine
RL = reporting limit
U = nondetect

TABLE E.1.1-6
CORNHUSKER ARMY AMMUNITION PLANT
WELL G0016-EXPLOSIVES

FIELD ID			G0016			G0016			G0016			G0016			G0016			G0016			G0016			G0016			G0016			G0016			G0016		
METHOD	Maximum	Detection	SW846 M8330			SW846 M8330			SW846 M8330			SW846 M8330			SW846 M8330			SW846 M8330			SW846 M8330			SW846 M8330			SW846 M8330			SW846 M8330			SW846 M8330		
COLLECT DATE	Detection	Frequency	None			None			3/8/2013			3/7/2012			3/9/2011			3/3/2010			3/11/2009			3/13/2008			3/14/2007			3/28/2006			3/17/2005			3/17/2004		
			Result	RL	Qual	Result	RL	Qual	Result	RL	Qual	Result	RL	Qual	Result	RL	Qual	Result	RL	Qual	Result	RL	Qual	Result	RL	Qual	Result	RL	Qual	Result	RL	Qual	Result	RL	Qual	Result	RL	Qual
EXPLOSIVES (µg/L)																																						
1,3,5-Trinitrobenzene	78	4 / 31							<	0.8	U	<	0.8	U	<	0.8	U	<	1	U	<	0.48	U	<	0.48	U	<	0.5	U	<	0.48	U	<	0.48	U	0.13	0.24	J
1,3-Dinitrobenzene	-	0 / 28							<	0.8	U	<	0.8	U	<	0.8	U	<	0.4	U	<	0.48	U	<	0.48	U	<	0.5	U	<	0.48	U	<	0.48	U	<	0.24	U
2,4,6-Trinitrotoluene	63	19 / 31							0.64	0.8	J	0.2	0.8	J	<	0.8	U	0.19	0.4	J	<	0.48	U	0.6	0.48		0.74	0.5		1.3	0.48		1.9	0.48		3.6	0.24	
2,4-Dinitrotoluene	3.29	7 / 31							<	0.8	U	<	0.8	U	<	0.8	U	<	0.4	U	<	0.48	U	<	0.48	U	<	0.5	U	<	0.48	U	<	0.48	U	<	0.46	U
2,6-Dinitrotoluene	-	0 / 31	**Abandoned**			**Not Sampled**			<	0.8	U	<	0.8	U	<	0.8	U	<	0.2	U	<	0.48	U	<	0.48	U	<	0.5	U	<	0.48	U	<	0.48	U	<	0.46	U
2-Amino-4,6-dinitrotoluene	36 J	20 / 20	**2016**			**in 2014, 2015, 2016**			10.8	0.8		12.8	0.8		21.2	0.8		14	0.2		9	0.48		15	0.48		11	0.5		15	0.48		20	0.48	P	26	2.3	
2-Nitrotoluene	-	0 / 17							<	0.8	U	<	0.8	U	<	0.8	U	<	0.4	U	<	0.48	U	<	0.48	U	<	0.5	U	<	0.48	U	<	0.48	U	<	0.46	U
3-Nitrotoluene	-	0 / 17							<	0.8	U	<	0.8	U	<	0.8	U	<	0.4	U	<	0.48	U	<	0.48	U	<	0.5	U	<	0.48	U	<	0.48	U	<	0.46	U
4-Amino-2,6-dinitrotoluene	10	16 / 17							3.5	1.4		2.9	1.4		2.9	0.8		2	0.2		1.2	0.48		2.2	0.48		2.5	0.5		4.1	0.48		7.5	0.48		8.4	0.46	
4-Nitrotoluene	-	0 / 17							<	0.8	U	<	0.8	U	<	0.8	U	<	1	U	<	0.48	U	<	0.48	U	<	0.5	U	<	0.48	U	<	0.48	U	<	0.75	U
HMX	6.5	4 / 25							<	0.8	U	<	0.8	U	<	0.8	U	<	0.4	U	<	0.48	U	<	0.48	U	<	0.5	U	<	0.48	U	<	0.48	U	0.46	0.58	J
MNX	-	0 / 10							<	0.8	U	<	0.8	U	<	0.8	U	<	2	U	<	0.48	U	<	0.48	U	<	0.5	U	<	0.48	U	<	0.48	U	<	0.24	U
Nitrobenzene	-	0 / 28							<	0.8	U	<	0.8	U	<	0.8	U	<	0.4	U	<	0.48	U	<	0.48	U	<	0.5	U	<	0.48	U	<	0.48	U	<	0.24	U
RDX	4.81	9 / 31							<	0.8	U	<	0.8	UJ	1	0.8		<	0.2	U	<	0.48	U	<	0.48	U	<	0.5	U	<	0.48	U	0.52	0.48	P	1.3	0.24	
Tetryl	-	0 / 22							<	1.6	U	<	0.8	U	<	0.8	U	<	0.24	U	<	0.48	U	<	0.48	U	<	0.5	U	<	0.48	U	<	0.48	U	<	0.46	U

Notes:
< = less than reporting limit
µg/L = micrograms per liter
HMX = octahydro-1,3,5,7-tetranitro-1,3,5,7-tetrazocine
ID = identification number
J = estimated
MNX = mono-nitroso-RDX
NA = not analyzed
NRL = no reporting limit
Qual = qualifier
RDX = hexahydro-1,3,5-trinitro-1,3,5-triazine
RL = reporting limit
U = nondetect

TABLE E.1.1-6
CORNHUSKER ARMY AMMUNITION PLANT
WELL G0016-EXPLOSIVES

FIELD ID			G0016			G0016			G0016			G0016			G0016			G0016			G0016			G0016			G0016			G0016			G0016			G0016		
METHOD	Maximum	Detection	SW846 M8330			SW846 M8330			SW846 M8330			SW846 M8330			SW846 M8330			UW51			UW51			UW33			UW33			UW32			UW14			UW14		
COLLECT DATE	Detection	Frequency	3/20/2003			3/26/2002			3/27/2001			3/21/2000			3/31/1999			6/26/1998			10/4/1997			7/17/1994			6/11/1994			8/18/1992			8/22/1992			10/15/1990		
			Result	RL	Qual	Result	RL	Qual	Result	RL	Qual	Result	RL	Qual	Result	RL	Qual	Result	RL	Qual	Result	RL	Qual	Result	RL	Qual	Result	RL	Qual	Result	RL	Qual	Result	RL	Qual	Result	RL	Qual
EXPLOSIVES (µg/L)																																						
1,3,5-Trinitrobenzene	78	4 / 31	<	0.2	U	<	0.24	U	<	0.8	U	<	0.8	U	<	0.8	U	<	1.0	U	<	0.125	U	<	0.425	U	<	0.425	U	78	NRL		<	0.626	U	1.57	NRL	
1,3-Dinitrobenzene	-	0 / 28	<	0.2	U	<	0.16	U	<	0.8	U	<	0.8	U	<	0.8	U	<	0.50	U	<	0.989	U	<	0.549	U	<	0.549	U	<	0.611	U	<	0.519	U	<	0.519	U
2,4,6-Trinitrotoluene	63	19 / 31	2.8	0.2		2.8	0.20	J	<	0.8	U	0.89	1.5	J	<	0.8	U	<	1.0	U	0.921	0.29		0.972	NRL		1.02	NRL		12.2	NRL		<	0.588	U	<	0.588	U
2,4-Dinitrotoluene	3.29	7 / 31	<	0.38	U	<	0.16	U	<	0.8	U	<	1.1	U	<	0.8	U	<	0.50	U	0.549	0.233		<	0.26	U	<	0.26	U	<	0.064	U	<	0.612	U	<	0.612	U
2,6-Dinitrotoluene	-	0 / 31	<	0.38	U	<	0.62	U	<	0.8	U	<	1.1	U	<	0.8	U	<	0.50	U	<	0.2	U	<	0.26	U	<	0.26	U	<	0.074	U	<	1.15	U	<	1.15	U
2-Amino-4,6-dinitrotoluene	36 J	20 / 20	32	3.8		36	2.5	J	35	4		31	10		32.9	4		26.1	0.50	U	29.6	0.173		31.0	NRL		28.0	NRL		5.96	NRA			NA			NA	
2-Nitrotoluene	-	0 / 17	<	0.38	U	<	0.49	U	<	0.8	U	<	1.1	U	<	0.8	U	<	1.0	U	<	0.319	U			NA			NA			NA			NA			NA	
3-Nitrotoluene	-	0 / 17	<	0.38	U	<	0.31	U	<	0.8	U	<	1.1	U	<	0.8	U	<	1.0	U	<	0.514	U			NA			NA			NA			NA			NA	
4-Amino-2,6-dinitrotoluene	10	16 / 17	7.3	0.38		9.5	0.42	J	10	0.8		10	1		6.47	0.8		<	1.0	U	8.14	0.309			NA			NA			NA			NA			NA	
4-Nitrotoluene	-	0 / 17	<	0.62	U	<	1.0	U	<	0.8	U	<	1.1	U	<	0.8	U	<	1.0	U	<	0.368	U			NA			NA			NA			NA			NA	
HMX	6.5	4 / 25	<	0.48	U	<	0.68	U	<	1	U	<	0.8	U	<	0.8	U	0.695	0.50	U	<	0.16	U	<	0.563	U	<	0.563	U	2.78	NRL		<	1.65	U	<	1.65	U
MNX	-	0 / 10		NA			NA			NA			NA			NA			NA			NA			NA			NA			NA			NA			NA	
Nitrobenzene	-	0 / 28	<	0.2	U	<	0.28	U	<	0.8	U	<	0.8	U	<	0.8	U	<	0.50	U	<	0.231	U	<	0.817	U	<	0.817	U	<	0.645	U	<	1.07	U	<	1.07	U
RDX	4.81	9 / 31	0.73	0.2		0.86	0.40	J	0.51	0.8	J	<	0.8	U	<	0.8	U	<	1.0	U	<	0.558	U	<	0.879	U	<	0.412	U	4.81	NRL		<	2.11	U	<	2.11	U
Tetryl	-	0 / 22	<	0.38	U	<	0.66	U	<	0.8	U	<	1.3	U	<	0.8	U	<	0.50	U	<	0.253	U	<	1.18	U	<	1.18	U		NA		<	0.556	U	<	0.556	U

Notes:
< = less than reporting limit
µg/L = micrograms per liter
HMX = octahydro-1,3,5,7-tetranitro-1,3,5,7-tetrazocine
ID = identification number
J = estimated
MNX = mono-nitroso-RDX
NA = not analyzed
NRL = no reporting limit
Qual = qualifier
RDX = hexahydro-1,3,5-trinitro-1,3,5-triazine
RL = reporting limit
U = nondetect

TABLE E.1.1-6
CORNHUSKER ARMY AMMUNITION PLANT
WELL G0016-EXPLOSIVES

FIELD ID			G0016			G0016			G0016			G0016			G0016			G0016			G0016			G0016			G0016			G0016		
METHOD	Maximum	Detection	UW14			UW01			UW01			D1			D1			D1			6N			6N			6N				
COLLECT DATE	Detection	Frequency	4/23/1990			5/15/1989			11/8/1988			6/19/1985			12/4/1984			9/18/1984			11/3/1983			1/15/1983			1/7/1982				
			Result	RL	Qual	Result	RL	Qual	Result	RL	Qual	Result	RL	Qual	Result	RL	Qual	Result	RL	Qual	Result	RL	Qual	Result	RL	Qual	Result	RL	Qual		
EXPLOSIVES (µg/L)																															
1,3,5-Trinitrobenzene	78	4 / 31	1.98	NRL		<	0.56	U	<	1.12	U	<	1.4	U	<	1.4	U	<	0.5	U	<	3.5	U	<	1.9	U	<	1.9	U			
1,3-Dinitrobenzene	-	0 / 28	<	0.519	U	<	0.61	U	<	0.61	U		NA			NA			NA		<	3.9	U	<	2.2	U	<	2.2	U			
2,4,6-Trinitrotoluene	63	19 / 31	<	0.588	U	63	NRL		<	0.98	U	6.92	NRL		<	1.9	U	<	0.9	U	<	3.5	U	1.53	NRL		1.58	NRL				
2,4-Dinitrotoluene	3.29	7 / 31	<	0.612	U	2.03	NRL		1.47	NRL		<	0.6	U	<	1.2	U	3	NRL		2.59	NRL		1.74	NRL		3.29	NRL				
2,6-Dinitrotoluene	-	0 / 31	<	1.15	U	<	0.55	U	<	0.55	U	<	1.2	U	<	1.2	U	<	0.6	U	<	4.2	U	<	0.68	U	<	0.68	U			
2-Amino-4,6-dinitrotoluene	36 J	20 / 20		NA			NA			NA			NA			NA			NA			NA			NA			NA				
2-Nitrotoluene	-	0 / 17		NA			NA			NA			NA			NA			NA			NA			NA			NA				
3-Nitrotoluene	-	0 / 17		NA			NA			NA			NA			NA			NA			NA			NA			NA				
4-Amino-2,6-dinitrotoluene	10	16 / 17		NA			NA			NA			NA			NA			NA			NA			NA			NA				
4-Nitrotoluene	-	0 / 17		NA			NA			NA			NA			NA			NA			NA			NA			NA				
HMX	6.5	4 / 25	<	1.65	U	6.5	NRL		<	1.3	U		NA			NA			NA			NA			NA			NA				
MNX	-	0 / 10		NA			NA			NA			NA			NA			NA			NA			NA			NA				
Nitrobenzene	-	0 / 28	<	1.07	U	<	1.13	U	<	1.13	U		NA			NA			NA		<	4.8	U	<	2.1	U	<	2.1	U			
RDX	4.81	9 / 31	<	2.11	U	1.99	NRL		1.01	NRL		<	7	U	<	9	U	<	9	U	<	16	U	<	9.6	U	<	9.6	U			
Tetryl	-	0 / 22	<	0.556	U		NA			NA			NA			NA			NA			NA			NA			NA				

Notes:
< = less than reporting limit
µg/L = micrograms per liter
HMX = octahydro-1,3,5,7-tetranitro-1,3,5,7-tetrazocine
ID = identification number
J = estimated
MNX = mono-nitroso-RDX
NA = not analyzed
NRL = no reporting limit
Qual = qualifier
RDX = hexahydro-1,3,5-trinitro-1,3,5-triazine
RL = reporting limit
U = nondetect

TABLE E.1.1-7
CORNHUSKER ARMY AMMUNITION PLANT
WELL G0017-EXPLOSIVES

FIELD ID			G0017					G0017					G0017					G0017					G0017					G0017					G0017				
METHOD	Maximum	Detection	SW846 M8330					SW846 M8330					SW846 M8330					SW846 M8330					SW846 M8330					SW846 M8330					SW846 M8330				
COLLECT DATE	Detection	Frequency	5/20/2022					5/25/2021					6/11/2020					6/5/2019					3/14/2018					3/24/2017					8/8/2016				
			Result	Qual	DL	LOD	LOQ	Result	Qual	DL	LOD	LOQ	Result	Qual	DL	LOD	LOQ	Result	Qual	DL	LOD	LOQ	Result	Qual	DL	LOD	LOQ	Result	Qual	DL	LOD	LOQ	Result	DL	LOD	LOQ	Qual
EXPLOSIVES (µg/L)																																				
1,3,5-Trinitrobenzene	62	25 / 40	<	U	0.081	0.19	0.2	<	UJ	0.089	0.21	0.22	<	U	0.088	0.21	0.22	<	U	0.2	0.39	0.98	<	UJ	0.032	0.1	0.16	<	UJ	0.034	0.11	0.16	<	0.23	0.46	1.2	U
1,3-Dinitrobenzene	6.44	1 / 37	<	U	0.036	0.097	0.11	<	UJ	0.039	0.11	0.12	<	U	0.039	0.11	0.12	<	U	0.087	0.2	0.39	<	UJ	0.052	0.1	0.16	<	UJ	0.054	0.11	0.16	<	0.1	0.23	0.46	U
2,4,6-Trinitrotoluene	26	25 / 40	<	U	0.043	0.097	0.11	<	UJ	0.047	0.11	0.12	<	U	0.047	0.11	0.12	<	U	0.16	0.39	0.39	<	UJ	0.052	0.1	0.16	<	UJ	0.054	0.11	0.16	<	0.084	0.23	0.46	U
2,4-Dinitrotoluene	0.26 J	2 / 40	<	U	0.026	0.077	0.097	<	UJ	0.029	0.084	0.11	<	U	0.029	0.084	0.11	<	U	0.082	0.2	0.39	<	UJ	0.052	0.1	0.14	<	UJ	0.054	0.11	0.14	<	0.097	0.23	0.46	U
2,6-Dinitrotoluene	-	0 / 40	<	U	0.039	0.077	0.097	<	UJ	0.042	0.084	0.11	<	U	0.042	0.084	0.11	<	U	0.063	0.2	0.2	<	UJ	0.052	0.1	0.14	<	UJ	0.054	0.11	0.14	<	0.075	0.23	0.23	U
2-Amino-4,6-dinitrotoluene	35	16 / 29	<	U	0.049	0.097	0.11	0.066	J	0.053	0.11	0.12	<	U	0.053	0.11	0.12	<	U	0.05	0.12	0.2	<	UJ	0.031	0.1	0.16	<	UJ	0.032	0.11	0.16	<	0.059	0.14	0.23	U
2-Nitrotoluene	0.34 J	1 / 25	<	U	0.083	0.19	0.2	<	UJ	0.09	0.21	0.22	<	U	0.09	0.21	0.22	<	UJ	0.084	0.2	0.39	<	UJ	0.092	0.21	0.52	<	UJ	0.095	0.22	0.54	<	0.099	0.23	0.46	U
3-Nitrotoluene	0.45 J	1 / 25	<	U	0.19	0.39	0.39	<	UJ	0.21	0.42	0.42	<	U	0.2	0.42	0.42	<	U	0.19	0.39	0.39	0.45	J	0.059	0.21	0.52	<	UJ	0.062	0.22	0.54	<	0.097	0.23	0.46	U
4-Amino-2,6-dinitrotoluene	4.6	13 / 25	<	U	0.056	0.12	0.14	<	UJ	0.061	0.13	0.16	<	U	0.061	0.13	0.16	<	U	0.057	0.12	0.2	<	UJ	0.052	0.1	0.16	<	UJ	0.054	0.11	0.16	<	0.067	0.14	0.23	U
4-Nitrotoluene	-	0 / 25	<	U	0.097	0.39	0.4	<	UJ	0.11	0.42	0.43	<	U	0.11	0.42	0.43	<	U	0.2	0.39	0.98	<	UJ	0.092	0.21	0.52	<	UJ	0.095	0.22	0.54	<	0.23	0.46	1.2	U
HMX	14.7	13 / 33	<	U	0.085	0.19	0.2	<	UJ	0.092	0.21	0.22	<	U	0.092	0.21	0.22	<	U	0.086	0.2	0.39	<	UJ	0.029	0.1	0.16	<	UJ	0.039	0.11	0.16	<	0.1	0.23	0.46	U
MNX	1.4	1 / 19	<	U	0.15	0.39	1.9	<	UJ	0.16	0.42	2.1	<	U	0.16	0.42	2.1	<	U	0.15	0.39	2	<	UJ	0.037	0.1	0.52	<	UJ	0.030	0.11	0.54	<	0.42	0.42	2.3	U
Nitrobenzene	-	0 / 37	<	U	0.088	0.19	0.2	<	UJ	0.096	0.21	0.22	<	U	0.096	0.21	0.22	<	U	0.089	0.2	0.39	<	UJ	0.052	0.1	0.16	<	UJ	0.054	0.11	0.16	<	0.11	0.23	0.46	U
RDX	116	26 / 41	<	U	0.05	0.19	0.2	<	UJ	0.054	0.21	0.22	<	U	0.054	0.21	0.22	<	U	0.15	0.39	0.39	<	UJ	0.037	0.1	0.16	<	UJ	0.039	0.11	0.16	<	0.061	0.14	0.23	U
Tetryl	0.26 J	1 / 30	<	U	0.031	0.097	0.11	<	UJ	0.034	0.11	0.12	0.26	J	0.033	0.11	0.12	<	U	0.078	0.2	0.24	<	UJ	0.052	0.1	0.16	<	UJ	0.054	0.11	0.16	<	0.092	0.23	0.28	U

Notes:
< = less than reporting limit
µg/L = micrograms per liter
HMX = octahydro-1,3,5,7-tetranitro-1,3,5,7-tetrazocine
ID = identification number
J = estimated
LOQ = limit of quantifications
MNX = mono-nitroso-RDX
NA = not analyzed
NRL = no reporting limit
Qual = qualifier
RDX = hexahydro-1,3,5-trinitro-1,3,5-triazine
RL = reporting limit
U = nondetect

TABLE E.1.1-7
CORNHUSKER ARMY AMMUNITION PLANT
WELL G0017-EXPLOSIVES

FIELD ID			G0017					G0017			G0017			G0017			G0017			G0017			G0017			G0017			G0017			G0017		
METHOD	Maximum	Detection	SW846 M8330					SW846 M8330			SW846 M8330			SW846 M8330			SW846 M8330			SW846 M8330			SW846 M8330			SW846 M8330			SW846 M8330			SW846 M8330		
COLLECT DATE	Detection	Frequency	8/6/2015					8/7/2014			3/8/2013			3/7/2012			3/7/2011			3/3/2010			3/11/2009			3/14/2008			3/14/2007			3/16/2006			3/17/2005		
			Result	DL	LOD	LOQ	Qual	Result	LOQ	Qual	Result	RL	Qual	Result	RL	Qual	Result	RL	Qual	Result	RL	Qual	Result	RL	Qual	Result	RL	Qual	Result	RL	Qual	Result	RL	Qual	Result	RL	Qual
EXPLOSIVES (µg/L)																																				
1,3,5-Trinitrobenzene	62	25 / 40	<	0.21	0.42	1.1	UJ	<	1.6	UJ	<	0.8	UJ	<	0.8	UJ	<	0.8	UJ	<	0.99	U	16	0.48		29	0.48		13	0.5		18	0.48		18	0.48	
1,3-Dinitrobenzene	6.44	1 / 37	<	0.094	0.21	0.42	UJ	<	0.63	UJ	<	0.8	UJ	<	0.8	UJ	<	0.8	UJ	<	0.4	U	<	0.48	U	<	0.48	U	<	0.5	U	<	0.48	U	<	0.48	U
2,4,6-Trinitrotoluene	26	25 / 40	<	0.077	0.21	0.42	UJ	<	0.63	UJ	<	0.8	UJ	<	0.8	UJ	<	0.8	UJ	<	0.4	U	2.8	0.48		4.9	0.48		2.1	0.5		3.3	0.48		3.2	0.48	
2,4-Dinitrotoluene	0.26 J	2 / 40	<	0.089	0.21.	0.42	UJ	<	0.63	UJ	<	0.8	UJ	<	0.8	UJ	0.26	0.8	J	<	0.4	U	<	0.48	U	<	0.48	U	<	0.5	U	<	0.48	U	<	0.48	U
2,6-Dinitrotoluene	-	0 / 40	<	0.068	0.21	0.21	UJ	<	0.32	UJ	<	0.8	UJ	<	0.8	UJ	<	0.8	UJ	<	0.2	U	<	0.48	U	<	0.48	U	<	0.5	U	<	0.48	U	<	0.48	U
2-Amino-4,6-dinitrotoluene	35	16 / 29	<	0.054	0.13	0.21	UJ	<	0.32	UJ	<	0.8	UJ	<	0.8	UJ	<	0.8	UJ	<	0.2	U	1.6	0.48		2.3	0.48		2.4	0.5		2.3	0.48		2.8	0.48	P
2-Nitrotoluene	0.34 J	1 / 25	<	0.091	0.21	0.42	UJ	<	0.63	UJ	<	0.8	UJ	<	0.8	UJ	<	0.8	UJ	<	0.4	U	<	0.48	U	<	0.48	U	<	0.5	U	<	0.48	U	<	0.48	U
3-Nitrotoluene	0.45 J	1 / 25	<	0.089	0.21	0.42	UJ	<	0.63	UJ	<	0.8	UJ	<	0.8	UJ	<	0.8	UJ	<	0.4	U	<	0.48	U	<	0.48	U	<	0.5	U	<	0.48	U	<	0.48	U
4-Amino-2,6-dinitrotoluene	4.6	13 / 25	<	0.061	0.13	0.21	UJ	0.37	0.32	J	<	1.4	UJ	<	1.4	UJ	<	0.8	UJ	<	0.2	U	1	0.48		1.5	0.48		1.2	0.5		1.4	0.48		1.7	0.48	
4-Nitrotoluene	-	0 / 25	<	0.210	0.21	1.1	UJ	<	1.6	UJ	<	0.8	UJ	<	0.8	UJ	<	0.8	UJ	<	0.99	U	<	0.48	U	<	0.48	U	<	0.5	U	<	0.48	U	<	0.48	U
HMX	14.7	13 / 33	<	0.093	0.21	0.42	UJ	<	0.63	UJ	<	0.8	UJ	<	0.8	UJ	<	0.8	UJ	<	0.4	U	<	0.48	U	<	0.48	U	<	0.5	U	<	0.48	U	<	0.48	U
MNX	1.4	1 / 19	<	0.38	0.38	2.1	UJ	<	3.2	UJ	<	0.8	UJ	<	0.8	UJ	<	0.8	UJ	<	2	U	1.4	0.48		<	0.48	U	<	0.5	U	<	0.48	U	<	0.48	U
Nitrobenzene	-	0 / 37	<	0.097	0.21	0.42	UJ	<	0.63	UJ	<	0.8	UJ	<	0.8	UJ	<	0.8	UJ	<	0.4	U	<	0.48	U	<	0.48	U	<	0.5	U	<	0.48	U	<	0.48	U
RDX	116	26 / 41	<	0.056	0.13	0.21	UJ	<	0.32	UJ	<	0.8	UJ	2.1	0.8	J	1	0.8	J	<	0.2	U	27	0.48		1.4	0.48		<	0.5	U	<	0.48	U	0.39	0.48	J
Tetryl	0.26 J	1 / 30	<	0.085	0.21	0.25	UJ	<	0.38	UJ	<	1.6	UJ	<	0.8	UJ	<	0.8	UJ	<	0.24	U	<	0.48	U	<	0.48	U	<	0.5	U	<	0.48	U	<	0.48	U

Notes:
< = less than reporting limit
µg/L = micrograms per liter
HMX = octahydro-1,3,5,7-tetranitro-1,3,5,7-tetrazocine
ID = identification number
J = estimated
LOQ = limit of quantifications
MNX = mono-nitroso-RDX
NA = not analyzed
NRL = no reporting limit
Qual = qualifier
RDX = hexahydro-1,3,5-trinitro-1,3,5-triazine
RL = reporting limit
U = nondetect

TABLE E.1.1-7
CORNHUSKER ARMY AMMUNITION PLANT
WELL G0017-EXPLOSIVES

FIELD ID			G0017			G0017			G0017			G0017			G0017			G0017			G0017			G0017			G0017			G0017			G0017			G0017		
METHOD	Maximum	Detection	SW846 M8330			SW846 M8330			SW846 M8330			SW846 M8330			SW846 M8330			SW846 M8330			UW51			UW33			UW33			UW32			UW33			99		
COLLECT DATE	Detection	Frequency	3/23/2004			3/20/2003			3/26/2002			3/27/2001			3/21/2000			3/31/1999			6/26/1998			7/17/94			6/12/1994			8/18/1992			7/25/1991			6/2/1991		
			Result	RL	Qual	Result	RL	Qual	Result	RL	Qual	Result	RL	Qual	Result	RL	Qual	Result	RL	Qual	Result	RL	Qual	Result	RL	Qual	Result	RL	Qual	Result	RL	Qual	Result	RL	Qual	Result	RL	Qual
EXPLOSIVES (µg/L)																																						
1,3,5-Trinitrobenzene	62	25 / 40	38	2.2		<	0.17	U	42	4.0	J	56	8		43	16.		35.6	4		27.1	1.00		23.0	NRL		32.0	NRL		<	0.449	U	62.0	NRL			NA	
1,3-Dinitrobenzene	6.44	1 / 37	<	0.22	U	<	0.17	U	<	0.26	U	<	1.6	U	<	0.8	U	<	0.8	U	<	0.500	U	<	0.549	U	<	0.549	U	<	0.611	U	<	0.549	U		NA	
2,4,6-Trinitrotoluene	26	25 / 40	6.8	0.22		5.5	0.17	J	10	0.33	J	13	1.6		13	1.5		9.49	0.8		8.08	1.00		5.67	NRL		9.50	NRL		0.898	NRL		7.89	NRL			NA	
2,4-Dinitrotoluene	0.26 J	2 / 40	<	0.43	U	<	0.32	U	<	0.26	U	<	1.6	U	<	1.1	U	<	0.8	U	<	0.500	U	<	0.26	U	<	0.26	U	0.233	NRL		<	0.26	U		NA	
2,6-Dinitrotoluene	-	0 / 40	<	0.43	U	<	0.32	U	<	1.0	U	<	1.6	U	<	1.1	U	<	0.8	U	<	0.500	U	<	0.26	U	<	0.26	U	<	0.074	U	<	0.26	U		NA	
2-Amino-4,6-dinitrotoluene	35	16 / 29	4.8	0.43		5.2	0.32	J	7.2	0.41	J	6.1	1.6		7.00	1		4.85	0.8		4.60	0.500		5.46	NRL		11.9	NRL		35.0	NRA		<	0.5	U		NA	
2-Nitrotoluene	0.34 J	1 / 25	<	0.43	U	<	0.32	U	<	0.81	U	0.34	1.6	J	<	1.1	U	<	0.8	U	<	1.00	U		NA			NA			NA			NA			NA	
3-Nitrotoluene	0.45 J	1 / 25	<	0.43	U	<	0.32	U	<	0.51	U	<	1.6	U	<	1.1	U	<	0.8	U	<	1.00	U		NA			NA			NA			NA			NA	
4-Amino-2,6-dinitrotoluene	4.6	13 / 25	2.6	0.43		2.9	0.32	J	4.0	0.69	J	4.3	1.6		4.6	1		1.85	0.8		3.01	1.00	J		NA			NA			NA			NA			NA	
4-Nitrotoluene	-	0 / 25	<	0.7	U	<	0.52	U	<	1.6	U	<	1.6	U	<	1.1	U	<	0.8	U	<	1.00	U		NA			NA			NA			NA			NA	
HMX	14.7	13 / 33	0.45	0.55	J	0.52	0.4	J	1.4	1.1	J	<	2	U	1.5	0.8		1.07	0.8		0.659	0.500	J	2.76	NRL		8.24	NRL		<	1.21	U	3.45	NRL			NA	
MNX	1.4	1 / 19	<	0.22	U		NA			NA			NA			NA			NA			NA			NA			NA			NA			NA			NA	
Nitrobenzene	-	0 / 37	<	0.22	U	<	0.17	U	<	0.46	U	<	1.6	U	<	0.8	U	<	0.8	U	<	0.500	U	<	0.817	U	<	0.817	U	<	0.645	U	<	0.817	U		NA	
RDX	116	26 / 41	2.3	0.22		1.6	0.17	J	4.9	0.66	J	4.1	1.6	U	3.5	0.8		6.9	0.8		1.22	1.00		11.5	NRL		13.0	NRL		<	1.17	U	8.80	NRL		9.27	NRL	
Tetryl	0.26 J	1 / 30	<	0.43	U	<	0.32	U	<	1.1	U	<	1.6	U	<	1.3	U	<	0.8	U	<	0.500	U	<	1.18	U	<	1.18	U		NA		<	1.18	U		NA	

Notes:
< = less than reporting limit
µg/L = micrograms per liter
HMX = octahydro-1,3,5,7-tetranitro-1,3,5,7-tetrazocine
ID = identification number
J = estimated
LOQ = limit of quantifications
MNX = mono-nitroso-RDX
NA = not analyzed
NRL = no reporting limit
Qual = qualifier
RDX = hexahydro-1,3,5-trinitro-1,3,5-triazine
RL = reporting limit
U = nondetect

TABLE E.1.1-7
CORNHUSKER ARMY AMMUNITION PLANT
WELL G0017-EXPLOSIVES

FIELD ID			G0017			G0017			G0017			G0017			G0017			G0017			G0017			G0017			G0017			G0017			G0017		
METHOD	Maximum	Detection	UW14			UW14			UW01			UW01			D1			D1			D1			6N			6N			6N			6N		
COLLECT DATE	Detection	Frequency	10/15/1990			4/24/1990			5/15/1989			11/8/1988			6/19/1985			12/4/1984			9/18/1984			2/10/1984			11/3/1983			1/15/1983			1/7/1982		
			Result	RL	Qual	Result	RL	Qual	Result	RL	Qual	Result	RL	Qual	Result	RL	Qual	Result	RL	Qual	Result	RL	Qual	Result	RL	Qual	Result	RL	Qual	Result	RL	Qual	Result	RL	Qual
EXPLOSIVES (µg/L)																																		
1,3,5-Trinitrobenzene	62	25 / 40	49.3	NRL		43.4	NRL		38.0	NRL		49.0	NRL		20.0	NRL		19.5	NRL		10.0	NRL		25.5	NRL		10.8	NRL		25.3	NRL		13.6	NRL	
1,3-Dinitrobenzene	6.44	1 / 37	<	0.519	U	6.44	NRL		<	0.61	U	<	0.61	U		NA			NA			NA		<	1.24	U	<	3.9	U	<	2.2	U	<	2.2	U
2,4,6-Trinitrotoluene	26	25 / 40	18.6	NRL		15.8	NRL		13.1	NRL		12.5	NRL		20.0	NRL		<	1.9	U	<	0.9	U	26.0	NRL		16.2	NRL		14.4	NRL		9.20	NRL	
2,4-Dinitrotoluene	0.26 J	2 / 40	<	0.612	U	<	0.612	U	<	0.6	U	<	0.6	U	<	0.6	U	<	1.2	U	<	0.6	U	<	0.62	U	<	1.9	U	<	0.9	U	<	0.9	U
2,6-Dinitrotoluene	-	0 / 40	<	1.15	U	<	1.15	U	<	0.55	U	<	0.55	U	<	1.2	U	<	1.2	U	<	0.6	U	<	1.58	U	<	4.2	U	<	0.68	U	<	0.68	U
2-Amino-4,6-dinitrotoluene	35	16 / 29		NA			NA			NA			NA			NA			NA			NA			NA			NA			NA			NA	
2-Nitrotoluene	0.34 J	1 / 25		NA			NA			NA			NA			NA			NA			NA			NA			NA			NA			NA	
3-Nitrotoluene	0.45 J	1 / 25		NA			NA			NA			NA			NA			NA			NA			NA			NA			NA			NA	
4-Amino-2,6-dinitrotoluene	4.6	13 / 25		NA			NA			NA			NA			NA			NA			NA			NA			NA			NA			NA	
4-Nitrotoluene	-	0 / 25		NA			NA			NA			NA			NA			NA			NA			NA			NA			NA			NA	
HMX	14.7	13 / 33	4.04	NRL		14.7	NRL		7.18	NRL		4.93	NRL			NA			NA			NA			NA			NA			NA			NA	
MNX	1.4	1 / 19		NA			NA			NA			NA			NA			NA			NA			NA			NA			NA			NA	
Nitrobenzene	-	0 / 37	<	1.07	U	<	1.07	U	<	1.13	U	<	1.13	U		NA			NA			NA		<	1.36	U	<	4.8	U	<	2.1	U	<	2.1	U
RDX	116	26 / 41	8.31	NRL		28.7	NRL		28.1	NRL		11.0	NRL		24.0	NRL		18.4	NRL		16.6	NRL		35.0	NRL		116	NRL		32.3	NRL		<	9.6	U
Tetryl	0.26 J	1 / 30	<	0.556	U	<	0.556	U		NA			NA			NA			NA			NA			NA			NA			NA			NA	

Notes:
< = less than reporting limit
µg/L = micrograms per liter
HMX = octahydro-1,3,5,7-tetranitro-1,3,5,7-tetrazocine
ID = identification number
J = estimated
LOQ = limit of quantifications
MNX = mono-nitroso-RDX
NA = not analyzed
NRL = no reporting limit
Qual = qualifier
RDX = hexahydro-1,3,5-trinitro-1,3,5-triazine
RL = reporting limit
U = nondetect

TABLE E.1.1-8
CORNHUSKER ARMY AMMUNITION PLANT
WELL G0018-EXPLOSIVES

FIELD ID			G0018			G0018			G0018			G0018			G0018			G0018			G0018			G0018			G0018			G0018		
METHOD	Maximum	Detection	SW846 M8330			SW846 M8330			SW846 M8330			SW846 M8330			SW846 M8330			SW846 M8330			SW846 M8330			SW846 M8330			SW846 M8330			SW846 M8330		
COLLECT DATE	Detection	Frequency	None			None			3/14/2013			3/5/2012			3/9/2011			3/3/2010			3/11/2009			3/14/2008			3/15/2007			3/28/2006			3/16/2005		
			Result	RL	Qual	Result	RL	Qual	Result	RL	Qual	Result	RL	Qual	Result	RL	Qual	Result	RL	Qual	Result	RL	Qual	Result	RL	Qual	Result	RL	Qual	Result	RL	Qual	Result	RL	Qual
EXPLOSIVES (µg/L)																																		
1,3,5-Trinitrobenzene	-	0 / 24							<	0.8	U	<	0.8	U	<	0.8	U	<	1	U	<	0.48	U	<	0.47	U	<	0.51	U	<	0.51	U	<	0.48	U
1,3-Dinitrobenzene	-	0 / 22							<	0.8	U	<	0.8	U	<	0.8	U	<	0.4	U	<	0.48	U	<	0.47	U	<	0.51	U	<	0.51	U	<	0.48	U
2,4,6-Trinitrotoluene	-	0 / 24							<	0.8	U	<	0.8	U	<	0.8	U	<	0.4	U	<	0.48	U	<	0.47	U	<	0.51	U	<	0.51	U	<	0.48	U
2,4-Dinitrotoluene	-	0 / 24							<	0.8	U	<	0.8	U	<	0.8	U	<	0.4	U	<	0.48	U	<	0.47	U	<	0.51	U	<	0.51	U	<	0.48	U
2,6-Dinitrotoluene	-	0 / 24	**Abandoned**			**Not Sampled**			<	0.8	U	<	0.8	U	<	0.8	U	<	0.2	U	<	0.48	U	<	0.47	U	<	0.51	U	<	0.51	U	<	0.48	U
2-Amino-4,6-dinitrotoluene	-	0 / 20	**2020**			**in 2014 through 2020**			<	0.8	U	<	0.8	U	<	0.8	U	<	0.2	U	<	0.48	U	<	0.47	U	<	0.51	U	<	0.51	U	<	0.48	U
2-Nitrotoluene	-	0 / 17							<	0.8	U	<	0.8	U	<	0.8	U	<	0.4	U	<	0.48	U	<	0.47	U	<	0.51	U	<	0.51	U	<	0.48	U
3-Nitrotoluene	-	0 / 17							<	0.8	U	<	0.8	U	<	0.8	U	<	0.4	U	<	0.48	U	<	0.47	U	<	0.51	U	<	0.51	U	<	0.48	U
4-Amino-2,6-dinitrotoluene	-	0 / 17							<	1.4	U	<	1.4	U	<	0.8	U	<	0.2	U	<	0.48	U	<	0.47	U	<	0.51	U	<	0.51	U	<	0.48	U
4-Nitrotoluene	-	0 / 17							<	0.8	U	<	0.8	U	<	0.8	U	<	1	U	<	0.48	U	<	0.47	U	<	0.51	U	<	0.51	U	<	0.48	U
HMX	-	0 / 20							<	0.8	U	<	0.8	U	<	0.8	U	<	0.4	U	<	0.48	U	<	0.47	U	<	0.51	U	<	0.51	U	<	0.48	U
MNX	-	0 / 10							<	0.8	U	<	0.8	U	<	0.8	U	<	2	U	<	0.48	U	<	0.47	U	<	0.51	U	<	0.51	U	<	0.48	U
Nitrobenzene	-	0 / 22							<	0.8	U	<	0.8	U	<	0.8	U	<	0.4	U	<	0.48	U	<	0.47	U	<	0.51	U	<	0.51	U	<	0.48	U
RDX	-	0 / 24							<	0.8	U	<	0.8	U	<	0.8	U	<	0.2	U	<	0.48	U	<	0.47	U	<	0.51	U	<	0.51	U	<	0.48	U
Tetryl	-	0 / 19							<	1.6	U	<	0.8	U	<	0.8	U	<	0.24	U	<	0.48	U	<	0.47	U	<	0.51	U	<	0.51	U	<	0.48	U

Notes:
< = less than reporting limit
µg/L = micrograms per liter
HMX = octahydro-1,3,5,7-tetranitro-1,3,5,7-tetrazocine
ID = identification number
J = estimated
LOQ = limit of quantifications
MNX = mono-nitroso-RDX
NA = not analyzed
NRL = no reporting limit
Qual = qualifier
RDX = hexahydro-1,3,5-trinitro-1,3,5-triazine
RL = reporting limit
U = nondetect

TABLE E.1.1-8
CORNHUSKER ARMY AMMUNITION PLANT
WELL G0018-EXPLOSIVES

FIELD ID			G0018			G0018			G0018			G0018			G0018			G0018			G0018			G0018			G0018			G0018			G0018		
METHOD	Maximum	Detection	SW846 M8330			SW846 M8330			SW846 M8330			SW846 M8330			SW846 M8330			SW846 M8330			UW51			UW51			UW33			UW33			UW32		
COLLECT DATE	Detection	Frequency	3/17/2004			3/18/2003			3/22/2002			3/26/2001			3/20/2000			3/29/1999			6/18/1998			10/4/1997			7/15/1994			6/11/1994			8/18/1992		
			Result	RL	Qual	Result	RL	Qual	Result	RL	Qual	Result	RL	Qual	Result	RL	Qual	Result	RL	Qual	Result	RL	Qual	Result	RL	Qual	Result	RL	Qual	Result	RL	Qual	Result	RL	Qual
EXPLOSIVES (µg/L)																																				
1,3,5-Trinitrobenzene	-	0 / 24	<	0.2	U	<	0.16	U	<	0.24	U	<	0.8	U	<	0.8	U	<	0.8	U	<	1.00	U	<	0.125	U	<	0.425	U	<	0.425	U	<	0.449	U
1,3-Dinitrobenzene	-	0 / 22	<	0.2	U	<	0.16	U	<	0.16	U	<	0.8	U	<	0.8	U	<	0.8	U	<	0.500	U	<	0.989	U	<	0.549	U	<	0.549	U	<	0.611	U
2,4,6-Trinitrotoluene	-	0 / 24	<	0.2	U	<	0.16	U	<	0.20	U	<	0.8	U	<	1.5	U	<	0.8	U	<	1.00	U	<	0.29	U	<	0.451	U	<	0.451	U	<	0.635	U
2,4-Dinitrotoluene	-	0 / 24	<	0.38	U	<	0.31	U	<	0.16	U	<	0.8	U	<	1.1	U	<	0.8	U	<	0.500	U	<	0.233	U	<	0.26	U	<	0.26	U	<	0.064	U
2,6-Dinitrotoluene	-	0 / 24	<	0.38	U	<	0.31	U	<	0.62	U	<	0.8	U	<	1.1	U	<	0.8	U	<	0.500	U	<	0.2	U	<	0.26	U	<	0.26	U	<	0.074	U
2-Amino-4,6-dinitrotoluene	-	0 / 20	<	0.38	U	<	0.31	U	<	0.25	U	<	0.8	U	<	1	U	<	0.8	U	<	0.500	U	<	0.173	U	<	0.244	U	<	0.244	U	<	0.158	U
2-Nitrotoluene	-	0 / 17	<	0.38	U	<	0.31	U	<	0.49	U	<	0.8	U	<	1.1	U	<	0.8	U	<	1.00	U	<	0.319	U		NA			NA			NA		
3-Nitrotoluene	-	0 / 17	<	0.38	U	<	0.31	U	<	0.31	U	<	0.8	U	<	1.1	U	<	0.8	U	<	1.00	U	<	0.514	U		NA			NA			NA		
4-Amino-2,6-dinitrotoluene	-	0 / 17	<	0.38	U	<	0.31	U	<	0.42	U	<	0.8	U	<	1	U	<	0.8	U	<	1.00	U	<	0.309	U		NA			NA			NA		
4-Nitrotoluene	-	0 / 17	<	0.62	U	<	0.5	U	<	1.0	U	<	0.8	U	<	1.1	U	<	0.8	U	<	1.00	U	<	0.368	U		NA			NA			NA		
HMX	-	0 / 20	<	0.48	U	<	0.39	U	<	0.68	U	<	1	U	<	0.8	U	<	0.8	U	<	0.500	U	<	0.16	U	<	0.563	U	<	0.563	U	<	1.21	U
MNX	-	0 / 10	<	0.2	U		NA			NA			NA			NA			NA			NA			NA			NA			NA			NA		
Nitrobenzene	-	0 / 22	<	0.2	U	<	0.16	U	<	0.28	U	<	0.8	U	<	0.8	U	<	0.8	U	<	0.500	U	<	0.231	U	<	0.817	U	<	0.817	U	<	0.645	U
RDX	-	0 / 24	<	0.2	U	<	0.16	U	<	0.40	U	<	0.8	U	<	0.8	U	<	0.8	U	<	1.00	U	<	0.558	U	<	0.412	U	<	0.412	U	<	1.17	U
Tetryl	-	0 / 19	<	0.38	U	<	0.31	U	<	0.66	U	<	0.8	U	<	1.3	U	<	0.8	U	<	0.500	U	<	0.253	U	<	1.18	U	<	1.18	U		NA		

Notes:
< = less than reporting limit
µg/L = micrograms per liter
HMX = octahydro-1,3,5,7-tetranitro-1,3,5,7-tetrazocine
ID = identification number
J = estimated
LOQ = limit of quantifications
MNX = mono-nitroso-RDX
NA = not analyzed
NRL = no reporting limit
Qual = qualifier
RDX = hexahydro-1,3,5-trinitro-1,3,5-triazine
RL = reporting limit
U = nondetect

TABLE E.1.1-8
CORNHUSKER ARMY AMMUNITION PLANT
WELL G0018-EXPLOSIVES

FIELD ID			G0018			G0018			G0018			G0018		
METHOD	Maximum	Detection	D1			D1			6N			6N		
COLLECT DATE	Detection	Frequency	6/19/1985			12/4/1984			1/14/1983			1/7/1982		
			Result	RL	Qual	Result	RL	Qual	Result	RL	Qual	Result	RL	Qual
EXPLOSIVES (µg/L)														
1,3,5-Trinitrobenzene	-	0 / 24	<	1.4	U	<	1.4	U	<	1.9	U	<	1.9	U
1,3-Dinitrobenzene	-	0 / 22		NA			NA		<	2.2	U	<	2.2	U
2,4,6-Trinitrotoluene	-	0 / 24	<	1.9	U	<	1.9	U	<	1.2	U	<	1.2	U
2,4-Dinitrotoluene	-	0 / 24	<	0.6	U	<	1.2	U	<	0.9	U	<	0.9	U
2,6-Dinitrotoluene	-	0 / 24	<	1.2	U	<	1.2	U	<	0.68	U	<	0.68	U
2-Amino-4,6-dinitrotoluene	-	0 / 20		NA			NA			NA			NA	
2-Nitrotoluene	-	0 / 17		NA			NA			NA			NA	
3-Nitrotoluene	-	0 / 17		NA			NA			NA			NA	
4-Amino-2,6-dinitrotoluene	-	0 / 17		NA			NA			NA			NA	
4-Nitrotoluene	-	0 / 17		NA			NA			NA			NA	
HMX	-	0 / 20		NA			NA			NA			NA	
MNX	-	0 / 10		NA			NA			NA			NA	
Nitrobenzene	-	0 / 22		NA			NA		<	2.1	U	<	2.1	U
RDX	-	0 / 24	<	7	U	<	9	U	<	9.6	U	<	9.6	U
Tetryl	-	0 / 19		NA			NA			NA			NA	

Notes:
< = less than reporting limit
µg/L = micrograms per liter
HMX = octahydro-1,3,5,7-tetranitro-1,3,5,7-tetrazocine
ID = identification number
J = estimated
LOQ = limit of quantifications
MNX = mono-nitroso-RDX
NA = not analyzed
NRL = no reporting limit
Qual = qualifier
RDX = hexahydro-1,3,5-trinitro-1,3,5-triazine
RL = reporting limit
U = nondetect

TABLE E.1.1-9
CORNHUSKER ARMY AMMUNITION PLANT
WELL G0019-EXPLOSIVES

FIELD ID			G0019			G0019			G0019			G0019			G0019			G0019			G0019			G0019			G0019			G0019			G0019		
METHOD	Maximum	Detection	SW846 M8330			SW846 M8330			SW846 M8330			SW846 M8330			SW846 M8330			SW846 M8330			SW846 M8330			SW846 M8330			SW846 M8330			SW846 M8330			SW846 M8330		
COLLECT DATE	Detection	Frequency	None			None			3/19/2013			3/14/2012			3/10/2011			3/15/2010			3/12/2009			3/19/2008			3/14/2007			3/28/2006			3/17/2005			3/17/2004		
			Result	RL	Qual	Result	RL	Qual	Result	RL	Qual	Result	RL	Qual	Result	RL	Qual	Result	RL	Qual	Result	RL	Qual	Result	RL	Qual	Result	RL	Qual	Result	RL	Qual	Result	RL	Qual	Result	RL	Qual
EXPLOSIVES (µg/L)																																						
1,3,5-Trinitrobenzene	0.25	1 / 31							<	0.8	U	<	0.8	U	<	0.8	U	<	1	U	<	0.48	U	<	0.48	U	<	0.49	U	<	0.48	U	<	0.48	U	0.25	0.21	
1,3-Dinitrobenzene	0.991	1 / 28							<	0.8	U	<	0.8	U	<	0.8	U	<	0.4	U	<	0.48	U	<	0.48	U	<	0.49	U	<	0.48	U	<	0.48	U	<	0.21	U
2,4,6-Trinitrotoluene	1.7 J	16 / 31							<	0.8	U	<	0.8	U	<	0.8	U	0.097	0.4	J	0.6	0.48		0.96	0.48		0.7	0.49		0.58	0.48		0.74	0.48		1.6	0.21	
2,4-Dinitrotoluene	0.269	1 / 31							<	0.8	U	<	0.8	U	<	0.8	U	<	0.4	U	<	0.48	U	<	0.48	U	<	0.49	U	<	0.48	U	<	0.48	U	<	0.41	U
2,6-Dinitrotoluene	-	0 / 31	**Abandoned**			**Not Sampled**			<	0.8	U	<	0.8	U	<	0.8	U	<	0.2	U	<	0.48	U	<	0.48	U	<	0.49	U	<	0.48	U	<	0.48	U	<	0.41	U
2-Amino-4,6-dinitrotoluene	10	20 / 21	**2014**			**in 2014**			4.1	0.8	J	4.5	0.8		2.7	0.8		2.3	0.2	J	4.2	0.48		5.3	0.48		10	0.49		6.4	0.48		3.5	0.48	J	3.9	0.41	
2-Nitrotoluene	-	0 / 17							<	0.8	U	<	0.8	U	<	0.8	U	<	0.4	U	<	0.48	U	<	0.48	U	<	0.49	U	<	0.48	U	<	0.48	U	<	0.41	U
3-Nitrotoluene	-	0 / 17							<	0.8	U	<	0.8	U	<	0.8	U	<	0.4	U	<	0.48	U	<	0.48	U	<	0.49	U	<	0.48	U	<	0.48	U	<	0.41	U
4-Amino-2,6-dinitrotoluene	12	17 / 17							4.1	1.4	J	5	1.4		3.1	0.8		1.8	0.2	J	3	0.48		4.7	0.48		9.9	0.49		12	0.48		6.5	0.48		4.7	0.41	
4-Nitrotoluene	-	0 / 17							<	0.8	U	<	0.8	U	<	0.8	U	<	1	U	<	0.48	U	<	0.48	U	<	0.49	U	<	0.48	U	<	0.48	U	<	0.67	U
HMX	2.07	15 / 25							0.23	0.8	J	0.22	0.8	J	<	0.8	U	<	0.4	U	<	0.48	U	<	0.48	U	<	0.49	U	<	0.48	U	0.43	0.48	J	0.72	0.52	
MNX	-	0 / 10							<	0.8	U	<	0.8	U	<	0.8	U	<	2	U	<	0.48	U	<	0.48	U	<	0.49	U	<	0.48	U	<	0.48	U	<	0.21	U
Nitrobenzene	-	0 / 28							<	0.8	U	<	0.8	U	<	0.8	U	<	0.4	U	<	0.48	U	<	0.48	U	<	0.49	U	<	0.48	U	<	0.48	U	<	0.21	U
RDX	6.66	18 / 32							0.38	0.8	J	<	0.8	U	<	0.8	U	<	0.2	U	<	0.48	U	<	0.48	U	<	0.49	U	<	0.48	U	0.61	0.48		0.9	0.21	
Tetryl	-	0 / 22							<	1.6	U	<	0.8	U	<	0.8	U	<	0.24	U	<	0.48	U	<	0.48	U	<	0.49	U	<	0.48	U	<	0.48	U	<	0.41	U

Notes:
< = less than reporting limit
µg/L = micrograms per liter
HMX = octahydro-1,3,5,7-tetranitro-1,3,5,7-tetrazocine
ID = identification number
J = estimated
LOQ = limit of quantifications
MNX = mono-nitroso-RDX
NA = not analyzed
NRL = no reporting limit
Qual = qualifier
RDX = hexahydro-1,3,5-trinitro-1,3,5-triazine
RL = reporting limit
U = nondetect

TABLE E.1.1-9
CORNHUSKER ARMY AMMUNITION PLANT
WELL G0019-EXPLOSIVES

FIELD ID			G0019			G0019			G0019			G0019			G0019			G0019			G0019			G0019			G0019			G0019			G0019			G0019		
METHOD	Maximum	Detection	SW846 M8330			SW846 M8330			SW846 M8330			SW846 M8330			SW846 M8330			UW51			UW51			UW33			UW33			UW32			UW33			99		
COLLECT DATE	Detection	Frequency	3/25/2003			3/26/2002			3/26/2001			3/21/2000			3/31/1999			6/22/1998			10/3/1997			7/16/1994			6/13/1994			8/19/1992			7/25/1991			6/2/1991		
			Result	RL	Qual	Result	RL	Qual	Result	RL	Qual	Result	RL	Qual	Result	RL	Qual	Result	RL	Qual	Result	RL	Qual	Result	RL	Qual	Result	RL	Qual	Result	RL	Qual	Result	RL	Qual	Result	RL	Qual
EXPLOSIVES (µg/L)																																						
1,3,5-Trinitrobenzene	0.25	1 / 31	<	0.22	U	<	0.24	U	<	0.8	U	<	0.8	U	<	0.8	U	<	1.00	U	<	0.125	U	<	0.425	U	<	0.425	U	<	0.449	U	<	0.425	U		NA	
1,3-Dinitrobenzene	0.991	1 / 28	<	0.22	U	<	0.16	U	<	0.8	U	<	0.8	U	<	0.8	U	<	0.500	U	<	0.989	U	<	0.549	U	0.991	NRL		<	0.611	U	<	0.549	U		NA	
2,4,6-Trinitrotoluene	1.7 J	16 / 31	1.4	0.22		1.7	0.20	J	<	0.8	U	1.1	1.5	J	1.21	0.8		2.07	1.00	U	1.53	0.29		1.37	NRL		0.926	NRL		1.30	NRL		<	0.451	U		NA	
2,4-Dinitrotoluene	0.269	1 / 31	<	0.42	U	<	0.16	U	<	0.8	U	<	1.1	U	<	0.8	U	<	0.500	U	0.269	0.233		<	0.26	U	<	0.26	U	<	0.064	U	<	0.26	U		NA	
2,6-Dinitrotoluene	-	0 / 31	<	0.42	U	<	0.62	U	<	0.8	U	<	1.1	U	<	0.8	U	<	0.500	U	<	0.2	U	<	0.26	U	<	0.26	U	<	0.074	U	<	0.26	U		NA	
2-Amino-4,6-dinitrotoluene	10	20 / 21	2.8	0.42		3.7	0.25		2.6	0.8		3	1		2.83	0.8		2.63	0.500	U	3.03	0.173		2.68	NRL		2.65	NRL		4.53	NRL		<	0.5	U		NA	
2-Nitrotoluene	-	0 / 17	<	0.42	U	<	0.49	U	<	0.8	U	<	1.1	U	<	0.8	U	<	1.00	U	<	0.319	U		NA			NA			NA			NA			NA	
3-Nitrotoluene	-	0 / 17	<	0.42	U	<	0.31	U	<	0.8	U	<	1.1	U	<	0.8	U	<	1.00	U	<	0.514	U		NA			NA			NA			NA			NA	
4-Amino-2,6-dinitrotoluene	12	17 / 17	1.6	0.42		2.0	0.42		1.6	0.8		1.9	1		2.01	0.8		2.77	1.00	J	2.68	0.309			NA			NA			NA			NA			NA	
4-Nitrotoluene	-	0 / 17	<	0.68	U	<	1.0	U	<	0.8	U	<	1.1	U	<	0.8	U	<	1.00	U	<	0.368	U		NA			NA			NA			NA			NA	
HMX	2.07	15 / 25	0.36	0.53	J	0.78	0.68		0.76	1	J	1	0.8		1.39	0.8		1.50	0.500	J	1.94	0.16		1.40	NRL		1.36	NRL		2.07	NRL		2.07	NRL		NA	
MNX	-	0 / 10		NA			NA			NA			NA			NA			NA			NA			NA			NA			NA			NA			NA	
Nitrobenzene	-	0 / 28	<	0.22	U	<	0.28	U	<	0.8	U	<	0.8	U	<	0.8	U	<	0.500	U	<	0.231	U	<	0.817	U	<	0.817	U	<	0.645	U	<	0.817	U		NA	
RDX	6.66	18 / 32	1	0.22		1.5	0.40		2.2	0.8		1.8	0.8		3.22	0.8		4.14	1.00	U	4.63	0.558		6.66	NRL		5.58	NRL		5.13	NRL		3.22	NRL		3.32	NRL	
Tetryl	-	0 / 22	<	0.42	U	<	0.66	U	<	0.8	U	<	1.3	U	<	0.8	U	<	0.500	U	<	0.253	U	<	1.18	U	<	1.18	U		NA		<	1.18	U		NA	

Notes:
< = less than reporting limit
µg/L = micrograms per liter
HMX = octahydro-1,3,5,7-tetranitro-1,3,5,7-tetrazocine
ID = identification number
J = estimated
LOQ = limit of quantifications
MNX = mono-nitroso-RDX
NA = not analyzed
NRL = no reporting limit
Qual = qualifier
RDX = hexahydro-1,3,5-trinitro-1,3,5-triazine
RL = reporting limit
U = nondetect

TABLE E.1.1-9
CORNHUSKER ARMY AMMUNITION PLANT
WELL G0019-EXPLOSIVES

FIELD ID			G0019			G0019			G0019			G0019			G0019			G0019			G0019			G0019			G0019			G0019		
METHOD	Maximum	Detection	UW14			UW14			UW01			UW01			D1			D1			D1			6N			6N			6N		
COLLECT DATE	Detection	Frequency	10/16/1990			4/23/1990			5/15/1989			11/8/1988			6/19/1985			12/4/1984			9/19/1984			11/3/1983			1/15/1983			1/7/1982		
			Result	RL	Qual	Result	RL	Qual	Result	RL	Qual	Result	RL	Qual	Result	RL	Qual	Result	RL	Qual	Result	RL	Qual	Result	RL	Qual	Result	RL	Qual	Result	RL	Qual
EXPLOSIVES (µg/L)																															
1,3,5-Trinitrobenzene	0.25	1 / 31	<	0.626	U	<	0.626	U	<	0.56	U	<	0.56	U	<	1.4	U	<	1.4	U	<	0.5	U	<	3.5	U	<	1.9	U	<	1.9	U
1,3-Dinitrobenzene	0.991	1 / 28	<	0.519	U	<	0.519	U	<	0.61	U	<	0.61	U		NA			NA			NA		<	3.9	U	<	2.2	U	<	2.2	U
2,4,6-Trinitrotoluene	1.7 J	16 / 31	<	0.588	U	<	0.588	U	<	0.78	U	<	0.78	U	<	1.9	U	<	1.9	U	<	0.9	U	<	3.5	U	<	1.2	U	<	1.2	U
2,4-Dinitrotoluene	0.269	1 / 31	<	0.612	U	<	0.612	U	<	0.6	U	<	0.6	U	<	0.6	U	<	1.2	U	<	0.6	U	<	1.9	U	<	0.9	U	<	0.9	U
2,6-Dinitrotoluene	-	0 / 31	<	1.15	U	<	1.15	U	<	0.55	U	<	0.55	U	<	1.2	U	<	1.2	U	<	0.6	U	<	4.2	U	<	0.68	U	<	0.68	U
2-Amino-4,6-dinitrotoluene	10	20 / 21		NA			NA			NA			NA			NA			NA			NA			NA			NA			NA	
2-Nitrotoluene	-	0 / 17		NA			NA			NA			NA			NA			NA			NA			NA			NA			NA	
3-Nitrotoluene	-	0 / 17		NA			NA			NA			NA			NA			NA			NA			NA			NA			NA	
4-Amino-2,6-dinitrotoluene	12	17 / 17		NA			NA			NA			NA			NA			NA			NA			NA			NA			NA	
4-Nitrotoluene	-	0 / 17		NA			NA			NA			NA			NA			NA			NA			NA			NA			NA	
HMX	2.07	15 / 25	<	1.65	U	<	1.65	U	<	1.3	U	<	1.3	U		NA			NA			NA			NA			NA			NA	
MNX	-	0 / 10		NA			NA			NA			NA			NA			NA			NA			NA			NA			NA	
Nitrobenzene	-	0 / 28	<	1.07	U	<	1.07	U	<	1.13	U	<	1.13	U		NA			NA			NA		<	4.8	U	<	2.1	U	<	2.1	U
RDX	6.66	18 / 32	3.26	NRL		3.43	NRL		<	6.3	U	4.10	NRL		<	7	U	<	9	U	<	9	U	<	16	U	<	9.6	U	<	9.6	U
Tetryl	-	0 / 22	<	0.556	U	<	0.556	U		NA			NA			NA			NA			NA			NA			NA			NA	

Notes:
< = less than reporting limit
µg/L = micrograms per liter
HMX = octahydro-1,3,5,7-tetranitro-1,3,5,7-tetrazocine
ID = identification number
J = estimated
LOQ = limit of quantifications
MNX = mono-nitroso-RDX
NA = not analyzed
NRL = no reporting limit
Qual = qualifier
RDX = hexahydro-1,3,5-trinitro-1,3,5-triazine
RL = reporting limit
U = nondetect

TABLE E.1.1-10
CORNHUSKER ARMY AMMUNITION PLANT
WELL G0020-EXPLOSIVES

FIELD ID			G0020			G0020			G0020			G0020			G0020			G0020			G0020			G0020			G0020			G0020			G0020		
METHOD	Maximum	Detection	SW846 M8330			SW846 M8330			SW846 M8330			SW846 M8330			SW846 M8330			SW846 M8330			SW846 M8330			SW846 M8330			SW846 M8330			SW846 M8330			SW846 M8330		
COLLECT DATE	Detection	Frequency	None			None			3/19/2013			3/8/2012			3/9/2011			3/16/2010			3/12/2009			3/19/2008			3/14/2007			3/17/2006			3/17/2005			3/17/2004		
			Result	RL	Qual	Result	RL	Qual	Result	RL	Qual	Result	RL	Qual	Result	RL	Qual	Result	RL	Qual	Result	RL	Qual	Result	RL	Qual	Result	RL	Qual	Result	RL	Qual	Result	RL	Qual	Result	RL	Qual
EXPLOSIVES (µg/L)																																						
1,3,5-Trinitrobenzene	4.43	3 / 30							<	0.8	U	<	0.8	U	<	0.8	U	<	1	U	<	0.48	U	<	0.49	U	<	0.5	U	<	0.48	U	<	0.48	U	<	0.17	U
1,3-Dinitrobenzene	-	0 / 28							<	0.8	U	<	0.8	U	<	0.8	U	<	0.4	U	<	0.48	U	<	0.49	U	<	0.5	U	<	0.48	U	<	0.48	U	<	0.17	U
2,4,6-Trinitrotoluene	0.096 J	1 / 30							<	0.8	U	<	0.8	U	<	0.8	U	0.096	0.4	J	<	0.48	U	<	0.49	U	<	0.5	U	<	0.48	U	<	0.48	U	<	0.17	U
2,4-Dinitrotoluene	-	0 / 30							<	0.8	U	<	0.8	U	<	0.8	U	<	0.4	U	<	0.48	U	<	0.49	U	<	0.5	U	<	0.48	U	<	0.48	U	<	0.34	U
2,6-Dinitrotoluene	-	0 / 30	**Abandoned**			**Not Sampled**			<	0.8	U	<	0.8	U	<	0.8	U	<	0.2	U	<	0.48	U	<	0.49	U	<	0.5	U	<	0.48	U	<	0.48	U	<	0.34	U
2-Amino-4,6-dinitrotoluene	-	0 / 21	**2014**			**in 2014**			<	0.8	U	<	0.8	U	<	0.8	U	<	0.2	U	<	0.48	U	<	0.49	U	<	0.5	U	<	0.48	U	<	0.48	U	<	0.34	U
2-Nitrotoluene	-	0 / 17							<	0.8	U	<	0.8	U	<	0.8	U	<	0.4	U	<	0.48	U	<	0.49	U	<	0.5	U	<	0.48	U	<	0.48	U	<	0.34	U
3-Nitrotoluene	-	0 / 17							<	0.8	U	<	0.8	U	<	0.8	U	<	0.4	U	<	0.48	U	<	0.49	U	<	0.5	U	<	0.48	U	<	0.48	U	<	0.34	U
4-Amino-2,6-dinitrotoluene	0.34 J	1 / 17							<	1.4	U	<	1.4	U	<	0.8	U	<	0.2	U	<	0.48	U	<	0.49	U	<	0.5	U	<	0.48	U	<	0.48	U	<	0.34	U
4-Nitrotoluene	-	0 / 17							<	0.8	U	<	0.8	U	<	0.8	U	<	1	U	<	0.48	U	<	0.49	U	<	0.5	U	<	0.48	U	<	0.48	U	<	0.54	U
HMX	2.36	8 / 25							<	0.8	U	<	0.8	U	<	0.8	U	<	0.4	U	<	0.48	U	<	0.49	U	<	0.5	U	<	0.48	U	<	0.48	U	<	0.42	U
MNX	-	0 / 10							<	0.8	U	<	0.8	U	<	0.8	U	<	2	U	<	0.48	U	<	0.49	U	<	0.5	U	<	0.48	U	<	0.48	U	<	0.17	U
Nitrobenzene	-	0 / 28							<	0.8	U	<	0.8	U	<	0.8	U	<	0.4	U	<	0.48	U	<	0.49	U	<	0.5	U	<	0.48	U	<	0.48	U	<	0.17	U
RDX	3.48	12 / 31							<	0.8	U	<	0.8	U	<	0.8	U	<	0.2	U	<	0.48	U	<	0.49	U	<	0.5	U	<	0.48	U	<	0.48	U	0.17	0.17	J
Tetryl	-	0 / 22							<	1.6	U	<	0.8	U	<	0.8	U	<	0.24	U	<	0.48	U	<	0.49	U	<	0.5	U	<	0.48	U	<	0.48	U	<	0.34	U

Notes:
< = less than reporting limit
µg/L = micrograms per liter
HMX = octahydro-1,3,5,7-tetranitro-1,3,5,7-tetrazocine
ID = identification number
J = estimated
LOQ = limit of quantifications
MNX = mono-nitroso-RDX
NA = not analyzed
NRL = no reporting limit
Qual = qualifier
RDX = hexahydro-1,3,5-trinitro-1,3,5-triazine
RL = reporting limit
U = nondetect

TABLE E.1.1-10
CORNHUSKER ARMY AMMUNITION PLANT
WELL G0020-EXPLOSIVES

FIELD ID			G0020			G0020			G0020			G0020			G0020			G0020			G0020			G0020			G0020			G0020			G0020			G0020		
METHOD	Maximum	Detection	SW846 M8330			SW846 M8330			SW846 M8330			SW846 M8330			SW846 M8330			UW51			UW51			UW33			UW33			UW32			UW33			99		
COLLECT DATE	Detection	Frequency	3/24/2003			3/25/2002			3/27/2001			3/21/2000			3/31/1999			6/22/1998			10/3/1997			7/17/1994			6/13/1994			8/18/1992			7/25/1991			6/2/1991		
			Result	RL	Qual	Result	RL	Qual	Result	RL	Qual	Result	RL	Qual	Result	RL	Qual	Result	RL	Qual	Result	RL	Qual	Result	RL	Qual	Result	RL	Qual	Result	RL	Qual	Result	RL	Qual	Result	RL	Qual
EXPLOSIVES (µg/L)																																						
1,3,5-Trinitrobenzene	4.43	3 / 30	<	0.28	U	<	0.38	U	<	0.8	U	<	0.8	U	<	0.8	U	<	1.00	U	<	0.125	U	<	0.425	U	<	0.425	U	<	0.449	U	<	0.425	U		NA	
1,3-Dinitrobenzene	-	0 / 28	<	0.28	U	<	0.25	U	<	0.8	U	<	0.8	U	<	0.8	U	<	0.500	U	<	0.989	U	<	0.549	U	<	0.549	U	<	0.611	U	<	0.549	U		NA	
2,4,6-Trinitrotoluene	0.096 J	1 / 30	<	0.28	U	<	0.32	U	<	0.8	U	<	1.5	U	<	0.8	U	<	1.00	U	<	0.29	U	<	0.451	U	<	0.451	U	<	0.635	U	<	0.451	U		NA	
2,4-Dinitrotoluene	-	0 / 30	<	0.54	U	<	0.25	U	<	0.8	U	<	1.1	U	<	0.8	U	<	0.500	U	<	0.233	U	<	0.26	U	<	0.26	U	<	0.064	U	<	0.26	U		NA	
2,6-Dinitrotoluene	-	0 / 30	<	0.54	U	<	0.98	U	<	0.8	U	<	1.1	U	<	0.8	U	<	0.500	U	<	0.2	U	<	0.26	U	<	0.26	U	<	0.074	U	<	0.26	U		NA	
2-Amino-4,6-dinitrotoluene	-	0 / 21	<	0.54	U	<	0.40	U	<	0.8	U	<	1	U	<	0.8	U	<	0.500	U	<	0.173	U	<	2.44	U	<	2.44	U	<	0.158	U	<	0.5	U		NA	
2-Nitrotoluene	-	0 / 17	<	0.54	U	<	0.78	U	<	0.8	U	<	1.1	U	<	0.8	U	<	1.00	U	<	0.319	U		NA			NA			NA			NA			NA	
3-Nitrotoluene	-	0 / 17	<	0.54	U	<	0.49	U	<	0.8	U	<	1.1	U	<	0.8	U	<	1.00	U	<	0.514	U		NA			NA			NA			NA			NA	
4-Amino-2,6-dinitrotoluene	0.34 J	1 / 17	0.34	0.54	J	<	0.67	U	<	0.8	U	<	1	U	<	0.8	U	<	1.00	U	<	0.309	U		NA			NA			NA			NA			NA	
4-Nitrotoluene	-	0 / 17	<	0.88	U	<	1.6	U	<	0.8	U	<	1.1	U	<	0.8	U	<	1.00	U	<	0.368	U		NA			NA			NA			NA			NA	
HMX	2.36	8 / 25	0.6	0.68	J	0.62	1.1	J	<	1	U	<	0.8	U	<	0.8	U	<	0.500	U	0.526	0.16		1.57	NRL		1.52	NRL		<	1.21	U	2.28	NRL			NA	
MNX	-	0 / 10		NA			NA			NA			NA			NA			NA			NA			NA			NA			NA			NA			NA	
Nitrobenzene	-	0 / 28	<	0.28	U	<	0.44	U	<	0.8	U	<	0.8	U	<	0.8	U	<	0.500	U	<	0.231	U	<	0.817	U	<	0.817	U	<	0.645	U	<	0.817	U		NA	
RDX	3.48	12 / 31	1	0.28		0.81	0.63		<	0.8	U	<	0.8	U	<	0.8	U	<	1.00	U	0.685	0.558		1.35	NRL		1.49	NRL		3.48	NRL		2.08	NRL		0.982	NRL	
Tetryl	-	0 / 22	<	0.54	U	<	1.0	U	<	0.8	U	<	1.3	U	<	0.8	U	<	0.500	U	<	0.253	U	<	1.18	U	<	1.18	U		NA		<	1.18	U		NA	

Notes:
< = less than reporting limit
µg/L = micrograms per liter
HMX = octahydro-1,3,5,7-tetranitro-1,3,5,7-tetrazocine
ID = identification number
J = estimated
LOQ = limit of quantifications
MNX = mono-nitroso-RDX
NA = not analyzed
NRL = no reporting limit
Qual = qualifier
RDX = hexahydro-1,3,5-trinitro-1,3,5-triazine
RL = reporting limit
U = nondetect

TABLE E.1.1-10
CORNHUSKER ARMY AMMUNITION PLANT
WELL G0020-EXPLOSIVES

FIELD ID			G0020			G0020			G0020			G0020			G0020			G0020			G0020			G0020			G0020		
METHOD	Maximum	Detection	UW14			UW14			UW01			UW01			D1			D1			6N			6N			6N		
COLLECT DATE	Detection	Frequency	10/16/1990			4/24/1990			5/15/1989			11/8/1988			12/4/1984			9/20/1984			11/3/1983			1/15/1983			1/7/1982		
			Result	RL	Qual	Result	RL	Qual	Result	RL	Qual	Result	RL	Qual	Result	RL	Qual	Result	RL	Qual	Result	RL	Qual	Result	RL	Qual	Result	RL	Qual
EXPLOSIVES (µg/L)																													
1,3,5-Trinitrobenzene	4.43	3 / 30	4.43	NRL		3.22	NRL		<	0.56	U	<	0.56	U	<	1.4	U	<	0.5	U	4.19	NRL		<	1.9	U	<	1.9	U
1,3-Dinitrobenzene	-	0 / 28	<	0.519	U	<	0.519	U	<	0.61	U	<	0.61	U		NA			NA		<	3.9	U	<	2.2	U	<	2.2	U
2,4,6-Trinitrotoluene	0.096 J	1 / 30	<	0.588	U	<	0.588	U	<	0.78	U	<	0.78	U	<	1.9	U	<	0.9	U	<	3.5	U	<	1.2	U	<	1.2	U
2,4-Dinitrotoluene	-	0 / 30	<	0.612	U	<	0.612	U	<	0.6	U	<	0.6	U	<	1.2	U	<	0.6	U	<	1.9	U	<	0.9	U	<	0.9	U
2,6-Dinitrotoluene	-	0 / 30	<	1.15	U	<	1.15	U	<	0.55	U	<	0.55	U	<	1.2	U	<	0.6	U	<	4.2	U	<	0.68	U	<	0.68	U
2-Amino-4,6-dinitrotoluene	-	0 / 21		NA			NA			NA			NA			NA			NA			NA			NA			NA	
2-Nitrotoluene	-	0 / 17		NA			NA			NA			NA			NA			NA			NA			NA			NA	
3-Nitrotoluene	-	0 / 17		NA			NA			NA			NA			NA			NA			NA			NA			NA	
4-Amino-2,6-dinitrotoluene	0.34 J	1 / 17		NA			NA			NA			NA			NA			NA			NA			NA			NA	
4-Nitrotoluene	-	0 / 17		NA			NA			NA			NA			NA			NA			NA			NA			NA	
HMX	2.36	8 / 25	2.36	NRL		1.84	NRL		<	1.3	U	<	1.3	U		NA			NA			NA			NA			NA	
MNX	-	0 / 10		NA			NA			NA			NA			NA			NA			NA			NA			NA	
Nitrobenzene	-	0 / 28	<	1.07	U	<	1.07	U	<	1.13	U	<	1.13	U		NA			NA		<	4.8	U	<	2.1	U	<	2.1	U
RDX	3.48	12 / 31	2.11	NRL		<	2.11	U	1.49	NRL		1.27	NRL		<	9	U	<	9	U	<	16	U	<	9.6	U	<	9.6	U
Tetryl	-	0 / 22	<	0.556	U	<	0.556	U		NA			NA			NA			NA			NA			NA			NA	

Notes:
< = less than reporting limit
µg/L = micrograms per liter
HMX = octahydro-1,3,5,7-tetranitro-1,3,5,7-tetrazocine
ID = identification number
J = estimated
LOQ = limit of quantifications
MNX = mono-nitroso-RDX
NA = not analyzed
NRL = no reporting limit
Qual = qualifier
RDX = hexahydro-1,3,5-trinitro-1,3,5-triazine
RL = reporting limit
U = nondetect

TABLE E.1.1-11
CORNHUSKER ARMY AMMUNITION PLANT
WELL G0021-EXPLOSIVES

FIELD ID			G0021			G0021			G0021			G0021			G0021			G0021			G0021			G0021			G0021			G0021			G0021		
METHOD	Maximum	Detection	SW846 M8330			SW846 M8330			SW846 M8330			SW846 M8330			SW846 M8330			SW846 M8330			SW846 M8330			SW846 M8330			SW846 M8330			SW846 M8330			SW846 M8330		
COLLECT DATE	Detection	Frequency	None			None			3/14/2013			3/13/2012			3/11/2011			3/17/2010			3/12/2009			3/18/2008			3/15/2007			3/15/2006			3/16/2005		
			Result	RL	Qual	Result	RL	Qual	Result	RL	Qual	Result	RL	Qual	Result	RL	Qual	Result	RL	Qual	Result	RL	Qual	Result	RL	Qual	Result	RL	Qual	Result	RL	Qual	Result	RL	Qual
EXPLOSIVES (µg/L)																																		
1,3,5-Trinitrobenzene	-	0 / 39							<	0.8	U	<	0.8	U	<	0.8	U	<	0.98	U	<	0.48	U	<	0.5	U	<	0.49	U	<	0.48	U	<	0.48	U
1,3-Dinitrobenzene	-	0 / 29							<	0.8	U	<	0.8	U	<	0.8	U	<	0.39	U	<	0.48	U	<	0.5	U	<	0.49	U	<	0.48	U	<	0.48	U
2,4,6-Trinitrotoluene	-	0 / 39							<	0.8	U	<	0.8	U	<	0.8	U	<	0.39	U	<	0.48	U	<	0.5	U	<	0.49	U	<	0.48	U	<	0.48	U
2,4-Dinitrotoluene	-	0 / 39							<	0.8	U	<	0.8	U	<	0.8	U	<	0.39	U	<	0.48	U	<	0.5	U	<	0.49	U	<	0.48	U	<	0.48	U
2,6-Dinitrotoluene	-	0 / 39	**Abandoned**			**Not Sampled**			<	0.8	U	<	0.8	U	<	0.8	U	<	0.2	U	<	0.48	U	<	0.5	U	<	0.49	U	<	0.48	U	<	0.48	U
2-Amino-4,6-dinitrotoluene	-	0 / 20	**2020**			**in 2014 through 2020**			<	0.8	U	<	0.8	U	<	0.8	U	<	0.2	U	<	0.48	U	<	0.5	U	<	0.49	U	<	0.48	U	<	0.48	U
2-Nitrotoluene	-	0 / 17							<	0.8	U	<	0.8	U	<	0.8	U	<	0.39	U	<	0.48	U	<	0.5	U	<	0.49	U	<	0.48	U	<	0.48	U
3-Nitrotoluene	-	0 / 17							<	0.8	U	<	0.8	U	<	0.8	U	<	0.39	U	<	0.48	U	<	0.5	U	<	0.49	U	<	0.48	U	<	0.48	U
4-Amino-2,6-dinitrotoluene	1.3	6 / 17							<	1.4	U	<	1.4	U	<	0.8	U	<	0.2	U	<	0.48	U	<	0.5	U	1.3	0.49		1.3	0.48		1.2	0.48	
4-Nitrotoluene	-	0 / 17							<	0.8	U	<	0.8	U	<	0.8	U	<	0.98	U	<	0.48	U	<	0.5	U	<	0.49	U	<	0.48	U	<	0.48	U
HMX	6.04	20 / 24							0.94	0.8	J	<	0.8	U	<	0.8	U	0.78	0.39		0.75	0.48		<	0.5	U	4.1	0.49		3.7	0.48		3.7	0.48	
MNX	0.17 J	1 / 10							<	0.8	U	<	0.8	U	<	0.8	U	<	2	U	<	0.48	U	<	0.5	U	<	0.49	U	<	0.48	U	<	0.48	U
Nitrobenzene	-	0 / 29							<	0.8	U	<	0.8	U	<	0.8	U	<	0.39	U	<	0.48	U	<	0.5	U	<	0.49	U	<	0.48	U	<	0.48	U
RDX	117	32 / 39							0.9	0.8	J	<	0.8	U	<	0.8	U	0.36	0.2		<	0.48	U	<	0.5	U	7.7	0.49		9.4	0.48		9.7	0.48	
Tetryl	-	0 / 21							<	1.6	U	<	0.8	U	<	0.8	U	<	0.24	U	<	0.48	UJ	<	0.5	U	<	0.49	U	<	0.48	U	<	0.48	U

Notes:
< = less than reporting limit
µg/L = micrograms per liter
HMX = octahydro-1,3,5,7-tetranitro-1,3,5,7-tetrazocine
ID = identification number
J = estimated
LOQ = limit of quantifications
MNX = mono-nitroso-RDX
NA = not analyzed
NRL = no reporting limit
Qual = qualifier
RDX = hexahydro-1,3,5-trinitro-1,3,5-triazine
RL = reporting limit
U = nondetect

TABLE E.1.1-11
CORNHUSKER ARMY AMMUNITION PLANT
WELL G0021-EXPLOSIVES

FIELD ID			G0021			G0021			G0021			G0021			G0021			G0021			G0021			G0021			G0021			G0021			G0021		
METHOD	Maximum	Detection	SW846 M8330			SW846 M8330			SW846 M8330			SW846 M8330			SW846 M8330			SW846 M8330			UW51			UW51			UW33			UW33			UW32		
COLLECT DATE	Detection	Frequency	3/17/2004			3/18/2003			3/21/2002			3/22/2001			3/21/2000			3/31/1999			6/18/1998			10/3/1997			7/14/1994			6/15/1994			8/25/1992		
			Result	RL	Qual	Result	RL	Qual	Result	RL	Qual	Result	RL	Qual	Result	RL	Qual	Result	RL	Qual	Result	RL	Qual	Result	RL	Qual	Result	RL	Qual	Result	RL	Qual	Result	RL	Qual
EXPLOSIVES (µg/L)																																			
1,3,5-Trinitrobenzene	-	0 / 39	<	0.2	U	<	0.16	U	<	0.28	U	<	0.8	U	<	0.8	U	<	0.8	U	<	1.00	U	<	0.125	U	<	0.425	U	<	0.425	U	<	0.449	U
1,3-Dinitrobenzene	-	0 / 29	<	0.2	U	<	0.16	U	<	0.19	U	<	0.8	U	<	0.8	U	<	0.8	U	<	0.500	U	<	0.989	U	<	0.549	U	<	0.549	U	<	0.611	U
2,4,6-Trinitrotoluene	-	0 / 39	<	0.2	U	<	0.16	U	<	0.26	U	<	0.8	U	<	1.5	U	<	0.8	U	<	1.00	U	<	0.29	U	<	0.451	U	<	0.451	U	<	0.635	U
2,4-Dinitrotoluene	-	0 / 39	<	0.39	U	<	0.31	U	<	0.19	U	<	0.8	U	<	1.1	U	<	0.8	U	<	0.500	U	<	0.233	U	<	0.26	U	<	0.26	U	<	0.064	U
2,6-Dinitrotoluene	-	0 / 39	<	0.39	U	<	0.31	U	<	0.72	U	<	0.8	U	<	1.1	U	<	0.8	U	<	0.500	U	<	0.2	U	<	0.26	U	<	0.26	U	<	0.074	U
2-Amino-4,6-dinitrotoluene	-	0 / 20	<	0.39	U	<	0.31	U	<	0.29	U	<	0.8	U	<	1	U	<	0.8	U	<	0.500	U	<	0.173	U	<	2.44	U	<	2.44	U	<	0.158	U
2-Nitrotoluene	-	0 / 17	<	0.39	U	<	0.31	U	<	0.57	U	<	0.8	U	<	1.1	U	<	0.8	U	<	1.00	U	<	0.319	U		NA			NA			NA	
3-Nitrotoluene	-	0 / 17	<	0.39	U	<	0.31	U	<	0.36	U	<	0.8	U	<	1.1	U	<	0.8	U	<	1.00	U	<	0.514	U		NA			NA			NA	
4-Amino-2,6-dinitrotoluene	1.3	6 / 17	0.66	0.39		0.25	0.31	J	0.24	0.49	J	<	0.8	U	<	1	U	<	0.8	U	<	1.00	U	<	0.309	U		NA			NA			NA	
4-Nitrotoluene	-	0 / 17	<	0.62	U	<	0.5	U	<	1.2	U	<	0.8	U	<	1.1	U	<	0.8	U	<	1.00	U	<	0.368	U		NA			NA			NA	
HMX	6.04	20 / 24	3.4	0.49		2.8	0.39		2.9	0.79		1.3	1.0		2.3	0.8		2.04	0.8		2.81	0.500		1.82	0.16		4.94	NRL		4.91	NRL		2.63	NRL	
MNX	0.17 J	1 / 10	0.17	0.2	J		NA			NA			NA			NA			NA			NA			NA			NA			NA			NA	
Nitrobenzene	-	0 / 29	<	0.2	U	<	0.16	U	<	0.33	U	<	0.8	U	<	0.8	U	<	0.8	U	<	0.500	U	<	0.231	U	<	0.817	U	<	0.817	U	<	0.645	U
RDX	117	32 / 39	9.9	1		8.1	0.8		8.7	2.3		5.5	0.8		7.2	0.8		7.2	0.8		7.56	1.00		<	5.58	U	18.0	NRL		17.0	NRL		7.13	NRL	
Tetryl	-	0 / 21	<	0.39	U	<	0.31	U	<	0.77	U	<	0.8	U	<	1.3	U	<	0.8	U	<	0.500	U	<	0.253	U	<	1.18	U	<	1.18	U		NA	

Notes:
< = less than reporting limit
µg/L = micrograms per liter
HMX = octahydro-1,3,5,7-tetranitro-1,3,5,7-tetrazocine
ID = identification number
J = estimated
LOQ = limit of quantifications
MNX = mono-nitroso-RDX
NA = not analyzed
NRL = no reporting limit
Qual = qualifier
RDX = hexahydro-1,3,5-trinitro-1,3,5-triazine
RL = reporting limit
U = nondetect

TABLE E.1.1-11
CORNHUSKER ARMY AMMUNITION PLANT
WELL G0021-EXPLOSIVES

FIELD ID			G0021			G0021			G0021			G0021			G0021			G0021			G0021			G0021			G0021			G0021			G0021		
METHOD	Maximum	Detection	UW14			UW14			UW01			UW01			UW01			UW01			UW01			D1			D1			D1			D1		
COLLECT DATE	Detection	Frequency	10/15/1990			4/24/1990			5/15/1989			11/8/1988			7/26/1988			1/25/1988			4/15/1987			9/24/1986			3/12/1986			12/11/1985			9/11/1985		
			Result	RL	Qual	Result	RL	Qual	Result	RL	Qual	Result	RL	Qual	Result	RL	Qual	Result	RL	Qual	Result	RL	Qual	Result	RL	Qual	Result	RL	Qual	Result	RL	Qual	Result	RL	Qual
EXPLOSIVES (µg/L)																																		
1,3,5-Trinitrobenzene	-	0 / 39	<	0.626	U	<	0.626	U	<	0.56	U	<	0.56	U	<	0.56	U	<	0.56	U	<	0.56	U	<	0.56	U	<	1.4	U	<	1.40	U	<	1.4	U
1,3-Dinitrobenzene	-	0 / 29	<	0.519	U	<	0.519	U	<	0.61	U	<	0.61	U		NA			NA			NA			NA			NA			NA		<	NA	U
2,4,6-Trinitrotoluene	-	0 / 39	<	0.588	U	<	0.588	U	<	0.78	U	<	0.78	U	<	0.78	U	<	0.78	U	<	0.78	U	<	0.78	U	<	1.9	U	<	1.90	U	<	1.9	U
2,4-Dinitrotoluene	-	0 / 39	<	0.612	U	<	0.612	U	<	0.6	U	<	0.6	U	<	0.6	U	<	0.6	U	<	0.6	U	<	0.6	U	<	0.56	U	<	0.56	U	<	0.56	U
2,6-Dinitrotoluene	-	0 / 39	<	1.15	U	<	1.15	U	<	0.55	U	<	0.55	U	<	0.55	U	<	0.55	U	<	0.55	U	<	0.55	U	<	1.2	U	<	1.2	U	<	1.2	U
2-Amino-4,6-dinitrotoluene	-	0 / 20		NA			NA			NA			NA			NA			NA			NA			NA			NA			NA			NA	
2-Nitrotoluene	-	0 / 17		NA			NA			NA			NA			NA			NA			NA			NA			NA			NA			NA	
3-Nitrotoluene	-	0 / 17		NA			NA			NA			NA			NA			NA			NA			NA			NA			NA			NA	
4-Amino-2,6-dinitrotoluene	1.3	6 / 17		NA			NA			NA			NA			NA			NA			NA			NA			NA			NA			NA	
4-Nitrotoluene	-	0 / 17		NA			NA			NA			NA			NA			NA			NA			NA			NA			NA			NA	
HMX	6.04	20 / 24	<	1.65	U	2.50	NRL		5.59	NRL		6.04	NRL			NA			NA			NA			NA			NA			NA			NA	
MNX	0.17 J	1 / 10		NA			NA			NA			NA			NA			NA			NA			NA			NA			NA			NA	
Nitrobenzene	-	0 / 29	<	1.07	U	<	1.07	U	<	1.13	U	<	1.13	U		NA			NA			NA			NA			NA			NA			NA	
RDX	117	32 / 39	<	2.11	U	<	2.11	U	5.52	NRL		6.81	NRL		6.84	NRL		8.38	NRL		10.3	NRL		8.49	NRL		13.6	NRL		21.7	NRL		13.2	NRL	
Tetryl	-	0 / 21	<	0.556	U	<	0.556	U		NA			NA			NA			NA			NA			NA			NA			NA			NA	

Notes:
< = less than reporting limit
µg/L = micrograms per liter
HMX = octahydro-1,3,5,7-tetranitro-1,3,5,7-tetrazocine
ID = identification number
J = estimated
LOQ = limit of quantifications
MNX = mono-nitroso-RDX
NA = not analyzed
NRL = no reporting limit
Qual = qualifier
RDX = hexahydro-1,3,5-trinitro-1,3,5-triazine
RL = reporting limit
U = nondetect

TABLE E.1.1-11
CORNHUSKER ARMY AMMUNITION PLANT
WELL G0021-EXPLOSIVES

FIELD ID			G0021			G0021			G0021			G0021			G0021			G0021			G0021			G0021			G0021		
METHOD	Maximum	Detection	D1			D1			D1			6N			6N			6N			6N			6N			6N		
COLLECT DATE	Detection	Frequency	6/18/1985			12/4/1984			9/19/1984			6/15/1984			2/10/1984			11/3/1983			1/18/1983			1/6/1982					
			Result	RL	Qual	Result	RL	Qual	Result	RL	Qual	Result	RL	Qual	Result	RL	Qual	Result	RL	Qual	Result	RL	Qual	Result	RL	Qual			
EXPLOSIVES (µg/L)																													
1,3,5-Trinitrobenzene	-	0 / 39	<	1.4	U	<	1.4	U	<	0.5	U	<	1.08	U	<	1.08	U	<	3.5	U	<	1.9	U	<	1.9	U			
1,3-Dinitrobenzene	-	0 / 29		NA			NA			NA		<	1.24	U	<	1.24	U	<	3.9	U	<	2.2	U	<	2.2	U			
2,4,6-Trinitrotoluene	-	0 / 39	<	1.9	U	<	1.9	U	<	0.9	U	<	1.08	U	<	1.08	U	<	3.5	U	<	1.2	U	<	1.2	U			
2,4-Dinitrotoluene	-	0 / 39	<	0.6	U	<	1.2	U	<	0.6	U	<	0.62	U	<	0.62	U	<	1.9	U	<	0.9	U	<	0.9	U			
2,6-Dinitrotoluene	-	0 / 39	<	1.2	U	<	1.2	U	<	0.6	U	<	1.58	U	<	1.58	U	<	4.2	U	<	0.68	U	<	0.68	U			
2-Amino-4,6-dinitrotoluene	-	0 / 20		NA			NA			NA			NA			NA			NA			NA			NA				
2-Nitrotoluene	-	0 / 17		NA			NA			NA			NA			NA			NA			NA			NA				
3-Nitrotoluene	-	0 / 17		NA			NA			NA			NA			NA			NA			NA			NA				
4-Amino-2,6-dinitrotoluene	1.3	6 / 17		NA			NA			NA			NA			NA			NA			NA			NA				
4-Nitrotoluene	-	0 / 17		NA			NA			NA			NA			NA			NA			NA			NA				
HMX	6.04	20 / 24		NA			NA			NA			NA			NA			NA			NA			NA				
MNX	0.17 J	1 / 10		NA			NA			NA			NA			NA			NA			NA			NA				
Nitrobenzene	-	0 / 29		NA			NA			NA		<	1.36	U	<	1.36	U	<	4.8	U	<	2.1	U	<	2.1	U			
RDX	117	32 / 39	9.02	NRL		58.4	NRL		50.7	NRL		33.6	NRL		74.0	NRL		81.5	NRL		66.4	NRL		117	NRL				
Tetryl	-	0 / 21		NA			NA			NA			NA			NA			NA			NA			NA				

Notes:
< = less than reporting limit
µg/L = micrograms per liter
HMX = octahydro-1,3,5,7-tetranitro-1,3,5,7-tetrazocine
ID = identification number
J = estimated
LOQ = limit of quantifications
MNX = mono-nitroso-RDX
NA = not analyzed
NRL = no reporting limit
Qual = qualifier
RDX = hexahydro-1,3,5-trinitro-1,3,5-triazine
RL = reporting limit
U = nondetect

TABLE E.1.1-12
CORNHUSKER ARMY AMMUNITION PLANT
WELL G0022-EXPLOSIVES

FIELD ID			G0022					G0022					G0022					G0022					G0022					G0022					G0022				
METHOD	Maximum	Detection	SW846 M8330					SW846 M8330					SW846 M8330					SW846 M8330					SW846 M8330					SW846 M8330					SW846 M8330				
COLLECT DATE	Detection	Frequency	5/13/2022					5/25/2021					6/15/2020					6/11/2019					3/22/2018					3/31/2017					8/16/2016				
			Result	Qual	DL	LOD	LOQ	Result	Qual	DL	LOD	LOQ	Result	Qual	DL	LOD	LOQ	Result	Qual	DL	LOD	LOQ	Result	Qual	DL	LOD	LOQ	Result	Q	DL	LOD	LOQ	Result	DL	LOD	LOQ	Qual
EXPLOSIVES (µg/L)																																					
1,3,5-Trinitrobenzene	26	40 / 47	<	U	0.087	0.21	0.22	0.22		0.082	0.2	0.21	<	U	0.091	0.22	0.23	0.95	J	0.2	0.39	0.98	0.61		0.032	0.1	0.15	0.62	J	0.032	0.1	0.16	0.48	0.24	0.49	1.2	J
1,3-Dinitrobenzene	-	0 / 37	<	U	0.038	0.1	0.11	<	U	0.036	0.098	0.11	<	U	0.04	0.11	0.12	<	UJ	0.087	0.2	0.39	<	U	0.052	0.1	0.15	<	U	0.052	0.1	0.16	<	0.11	0.24	0.49	U
2,4,6-Trinitrotoluene	420	44 / 47	<	U	0.047	0.1	0.11	0.69		0.044	0.098	0.11	2.3		0.049	0.11	0.12	2.3	J	0.16	0.39	0.39	1.9		0.052	0.1	0.15	1.9	J	0.052	0.1	0.16	1.6	0.088	0.24	0.49	
2,4-Dinitrotoluene	0.086 J	3 / 47	<	U	0.028	0.083	0.1	<	U	0.027	0.078	0.098	0.049	J	0.03	0.087	0.11	<	UJ	0.082	0.2	0.39	<	U	0.052	0.1	0.13	0.086	J	0.052	0.1	0.14	<	0.1	0.24	0.49	U
2,6-Dinitrotoluene	-	0 / 47	<	U	0.042	0.083	0.1	<	U	0.039	0.078	0.098	<	U	0.044	0.087	0.11	<	UJ	0.063	0.2	0.2	<	U	0.052	0.1	0.13	<	U	0.052	0.1	0.14	<	0.079	0.24	0.24	U
2-Amino-4,6-dinitrotoluene	6.9	27 / 28	0.33		0.053	0.1	0.11	1		0.05	0.098	0.11	1.8		0.055	0.11	0.12	2.4	J	0.049	0.12	0.2	3.1		0.031	0.1	0.15	3.9	J	0.031	0.1	0.16	2.6	0.062	0.15	0.24	
2-Nitrotoluene	1.3	2 / 25	<	U	0.089	0.21	0.22	<	UJ	0.084	0.2	0.21	<	U	0.093	0.22	0.23	<	UJ	0.083	0.2	0.39	<	U	0.091	0.21	0.52	<	U	0.092	0.21	0.52	<	0.1	0.24	0.49	U
3-Nitrotoluene	0.18 J	1 / 25	<	U	0.2	0.41	0.41	<	UJ	0.19	0.39	0.39	<	U	0.21	0.44	0.44	<	UJ	0.19	0.39	0.39	<	U	0.059	0.21	0.52	<	U	0.059	0.21	0.52	<	0.1	0.24	0.49	U
4-Amino-2,6-dinitrotoluene	8.4	26 / 26	0.49		0.06	0.12	0.16	0.7		0.056	0.12	0.15	1.4		0.063	0.13	0.16	1.7	J	0.056	0.12	0.2	4		0.052	0.1	0.15	5.1	J	0.052	0.1	0.16	3.1	0.07	0.15	0.24	
4-Nitrotoluene	-	0 / 25	<	U	0.1	0.41	0.42	<	UJ	0.098	0.39	0.4	<	U	0.11	0.44	0.45	<	UJ	0.2	0.39	0.98	<	U	0.091	0.21	0.52	<	U	0.092	0.21	0.52	<	0.24	0.49	1.2	U
HMX	10.5	29 / 32	<	U	0.091	0.21	0.22	<	U	0.086	0.2	0.21	<	U	0.095	0.22	0.23	0.31	J	0.085	0.2	0.39	0.89		0.029	0.1	0.15	1.1	J	0.037	0.1	0.16	0.91	0.11	0.24	0.49	J
MNX	0.26 J	2 / 19	<	U	0.16	0.41	2.1	<	U	0.15	0.39	2	<	U	0.17	0.44	2.2	<	UJ	0.15	0.39	2	<	U	0.037	0.1	0.52	<	U	0.029	0.1	0.52	<	0.44	0.44	2.4	U
Nitrobenzene	-	0 / 37	<	U	0.094	0.21	0.22	<	U	0.089	0.2	0.21	<	U	0.099	0.22	0.23	<	UJ	0.089	0.2	0.39	<	U	0.052	0.1	0.15	<	U	0.052	0.1	0.16	<	0.11	0.24	0.49	U
RDX	94	42 / 47	<	U	0.053	0.21	0.22	<	U	0.05	0.2	0.21	<	U	0.056	0.22	0.23	<	UJ	0.15	0.39	0.39	0.82		0.037	0.1	0.15	1.1	J	0.037	0.1	0.16	1.1	0.064	0.15	0.24	
Tetryl	-	0 / 29	<	U	0.033	0.1	0.11	<	U	0.031	0.098	0.11	<	U	0.035	0.11	0.12	<	UJ	0.077	0.2	0.23	<	U	0.052	0.1	0.15	<	U	0.052	0.1	0.16	<	0.097	0.24	0.29	U

Notes:
< = less than reporting limit
µg/L = micrograms per liter
HMX = octahydro-1,3,5,7-tetranitro-1,3,5,7-tetrazocine
ID = identification number
J = estimated
LOQ = limit of quantifications
MNX = mono-nitroso-RDX
NA = not analyzed
NRL = no reporting limit
Qual = qualifier
RDX = hexahydro-1,3,5-trinitro-1,3,5-triazine
RL = reporting limit
U = nondetect

TABLE E.1.1-12
CORNHUSKER ARMY AMMUNITION PLANT
WELL G0022-EXPLOSIVES

FIELD ID			G0022					G0022			G0022			G0022			G0022			G0022			G0022			G0022			G0022			G0022			G0022		
METHOD	Maximum	Detection	SW846 M8330					SW846 M8330			SW846 M8330			SW846 M8330			SW846 M8330			SW846 M8330			SW846 M8330			SW846 M8330			SW846 M8330			SW846 M8330			SW846 M8330		
COLLECT DATE	Detection	Frequency	8/12/2015					8/8/2014			3/14/2013			3/14/2012			3/15/2011			3/17/2010			3/13/2009			3/13/2008			3/15/2007			3/15/2006			3/16/2005		
			Result	DL	LOD	LOQ	Qual	Result	LOQ	Qual	Result	RL	Qual	Result	RL	Qual	Result	RL	Qual	Result	RL	Qual	Result	RL	Qual	Result	RL	Qual	Result	RL	Qual	Result	RL	Qual	Result	RL	Qual
EXPLOSIVES (µg/L)																																					
1,3,5-Trinitrobenzene	26	40 / 47	0.46	0.21	0.42	1.1	J	<	1.1	U	0.55	0.8	J	<	0.8	U	0.94	0.8		1.1	1		0.64	0.48		9.1	0.48		10	0.48		12	0.48		12	0.48	
1,3-Dinitrobenzene	-	0 / 37	<	0.094	0.21	0.42	U	<	0.44	U	<	0.8	U	<	0.8	U	<	0.8	U	<	0.4	U	<	0.48	U	<	0.48	U	<	0.48	U	<	0.48	U	<	0.48	U
2,4,6-Trinitrotoluene	420	44 / 47	1.8	0.077	0.21	0.42		0.67	0.44		3.7	0.8	J	2	0.8		9.1	0.8		9.8	0.4		3.9	0.48		24	0.48		14	0.48		9.1	0.48		5.2	0.48	
2,4-Dinitrotoluene	0.086 J	3 / 47	<	0.089	0.21	0.42	U	<	0.44	U	<	0.8	U	<	0.8	U	<	0.8	U	0.09	0.4	J	<	0.48	U	<	0.48	U	<	0.48	U	<	0.48	U	<	0.48	U
2,6-Dinitrotoluene	-	0 / 47	<	0.068	0.21	0.21	U	<	0.22	U	<	0.8	U	<	0.8	U	<	0.8	U	<	0.2	U	<	0.48	U	<	0.48	U	<	0.48	U	<	0.48	U	<	0.48	U
2-Amino-4,6-dinitrotoluene	6.9	27 / 28	2.9	0.054	0.13	0.21		2.1	0.22	J	3.4	0.8	J	4.3	0.8		5.8	0.8		6.9	0.2		2.4	0.48		6.3	0.48		6.9	0.48		5.5	0.48		3.3	0.48	P
2-Nitrotoluene	1.3	2 / 25	0.20	0.090	0.21	0.42	J	<	0.44	U	<	0.8	U	<	0.8	U	<	0.8	U	<	0.4	U	<	0.48	U	<	0.48	U	<	0.48	U	<	0.48	U	<	0.48	U
3-Nitrotoluene	0.18 J	1 / 25	<	0.088	0.21	0.42	U	<	0.44	U	<	0.8	U	<	0.8	U	<	0.8	U	0.18	0.4	J	<	0.48	U	<	0.48	U	<	0.48	U	<	0.48	U	<	0.48	U
4-Amino-2,6-dinitrotoluene	8.4	26 / 26	4.0	0.061	0.13	0.21		3.5	0.22		5.6	1.4	J	6	1.4		8.4	0.8		7	0.2		3.3	0.48		6.6	0.48		6.4	0.48		7.3	0.48		6.1	0.48	
4-Nitrotoluene	-	0 / 25	<	0.21	0.42	1.1	U	<	1	U	<	0.8	U	<	0.8	U	<	0.8	U	<	1	U	<	0.48	U	<	0.48	U	<	0.48	U	<	0.48	U	<	0.48	U
HMX	10.5	29 / 32	0.31	0.093	0.21	0.42	J	1	0.44		2.1	0.8	J	3.1	0.8	J	3.4	0.8		4	0.4		4.3	0.48		5.3	0.48		3.4	0.48		2.8	0.48		1.9	0.48	
MNX	0.26 J	2 / 19	<	0.38	0.38	2.1	U	<	2.2	U	<	0.8	U	<	0.8	U	0.3	0.8	J	<	2	U	<	0.48	U	<	0.48	U	<	0.48	U	<	0.48	U	0.26	0.48	J
Nitrobenzene	-	0 / 37	<	0.096	0.21	0.42	U	<	0.44	U	<	0.8	U	<	0.8	U	<	0.8	U	<	0.4	U	<	0.48	U	<	0.48	U	<	0.48	U	<	0.48	U	<	0.48	U
RDX	94	42 / 47	0.91	0.055	0.13	0.21		1.7	0.22		2.9	0.8	J	4.5	0.8		7.3	0.8		12	0.2		9.5	0.48		28	0.48		21	0.48		15	0.48		9	0.48	
Tetryl	-	0 / 29	<	0.084	0.21	0.25	U	<	0.26	U	<	1.6	U	<	0.8	U	<	0.8	U	<	0.24	U	<	0.48	UJ	<	0.48	U	<	0.48	U	<	0.48	U	<	0.48	U

Notes:
< = less than reporting limit
µg/L = micrograms per liter
HMX = octahydro-1,3,5,7-tetranitro-1,3,5,7-tetrazocine
ID = identification number
J = estimated
LOQ = limit of quantifications
MNX = mono-nitroso-RDX
NA = not analyzed
NRL = no reporting limit
Qual = qualifier
RDX = hexahydro-1,3,5-trinitro-1,3,5-triazine
RL = reporting limit
U = nondetect

TABLE E.1.1-12
CORNHUSKER ARMY AMMUNITION PLANT
WELL G0022-EXPLOSIVES

FIELD ID			G0022			G0022			G0022			G0022			G0022			G0022			G0022			G0022			G0022			G0022			G0022			G0022		
METHOD	Maximum	Detection	SW846 M8330			SW846 M8330			SW846 M8330			SW846 M8330			SW846 M8330			SW846 M8330			UW51			UW33			UW33			UW32			UW14			UW14		
COLLECT DATE	Detection	Frequency	3/17/2004			3/18/2003			3/21/2002			3/22/2001			3/22/2000			4/1/1999			6/25/1998			7/14/1994			6/15/1994			8/25/1992			10/16/1990			4/24/1990		
			Result	RL	Qual	Result	RL	Qual	Result	RL	Qual	Result	RL	Qual	Result	RL	Qual	Result	RL	Qual	Result	RL	Qual	Result	RL	Qual	Result	RL	Qual	Result	RL	Qual	Result	RL	Qual	Result	RL	Qual
EXPLOSIVES (µg/L)																																						
1,3,5-Trinitrobenzene	26	40 / 47	14	1.2		<	0.16	U	13	1.8		19	1.6		17	8		19	4		16.3	1.00		17.0	NRL		17.0	NRL		19.3	NRL		10.7	NRL		26.0	NRL	
1,3-Dinitrobenzene	-	0 / 37	<	0.24	U	<	0.16	U	<	0.24	U	<	0.8	U	<	0.8	U	<	0.8	U	<	0.500	U	<	0.549	U	<	0.549	U	<	0.611	U	<	0.519	U	<	0.519	
2,4,6-Trinitrotoluene	420	44 / 47	4.8	0.24		4.3	0.16	J	6.8	0.30		10	0.8		8.3	1.5		8.9	0.8		6.86	1.00		11.0	NRL		12.0	NRL		18.7	NRL		17.7	NRL		22.0	NRL	
2,4-Dinitrotoluene	0.086 J	3 / 47	<	0.46	U	<	0.31	U	<	0.24	U	<	0.8	U	<	1.1	U	<	0.8	U	<	0.500	U	<	0.26	U	<	0.26	U	<	0.064	U	<	0.612	U	<	0.612	U
2,6-Dinitrotoluene	-	0 / 47	<	0.46	U	<	0.31	U	<	0.93	U	<	0.8	U	<	1.1	U	<	0.8	U	<	0.500	U	<	0.26	U	<	0.26	U	<	0.074	U	<	1.15	U	<	1.15	U
2-Amino-4,6-dinitrotoluene	6.9	27 / 28	2	0.46		1.3	0.31	J	1.6	0.38		2.1	0.8		1.7	1		2.2	0.8		<	0.500	U	1.40	NRL		1.41	NRL		2.48	NRL			NA		<	NA	U
2-Nitrotoluene	1.3	2 / 25	<	0.46	U	<	0.31	U	<	0.74	U	1.3	0.8		<	1.1	U	<	0.8	U	<	1.00	U		NA			NA			NA			NA			NA	
3-Nitrotoluene	0.18 J	1 / 25	<	0.46	U	<	0.31	U	<	0.46	U	<	0.8	U	<	1.1	U	<	0.8	U	<	1.00	U		NA			NA			NA			NA			NA	
4-Amino-2,6-dinitrotoluene	8.4	26 / 26	4.1	0.46		2.7	0.31	J	1.4	0.63		1.5	0.8		1.9	1		2.2	0.8		1.24	1.00	J		NA		1.44	NRL			NA			NA			NA	
4-Nitrotoluene	-	0 / 25	<	0.75	U	<	0.5	U	<	1.5	U	<	0.8	U	<	1.1	U	<	0.8	U	<	1.00	U		NA			NA			NA			NA			NA	
HMX	10.5	29 / 32	1.3	0.58		0.64	0.39	J	1.8	1.0		3.2	1.0		4.8	0.8		6.9	0.8		8.58	0.500		2.24	NRL		2.35	NRL		10.5	NRL		8.20	NRL		9.81	NRL	
MNX	0.26 J	2 / 19	<	0.24	U		NA			NA			NA			NA			NA			NA			NA			NA			NA			NA			NA	
Nitrobenzene	-	0 / 37	<	0.24	U	<	0.16	U	<	0.42	U	<	0.8	U	<	0.8	U	<	0.8	U	<	0.500	U	<	0.817	U	<	0.817	U	<	0.645	U	<	1.07	U	<	1.07	U
RDX	94	42 / 47	4.3	0.24		2	0.16	J	2.7	0.60		12	0.8		27	8		43	4		23.7	1.00		8.10	NRL		8.16	NRL		35.8	NRL		94.0	NRL		94.0	NRL	
Tetryl	-	0 / 29	<	0.46	U	<	0.31	U	<	0.99	U	<	0.8	U	<	1.3	U	<	0.8	U	<	0.500	U	<	1.18	U	<	1.18	U		NA		<	0.556	U	<	0.556	U

Notes:
< = less than reporting limit
µg/L = micrograms per liter
HMX = octahydro-1,3,5,7-tetranitro-1,3,5,7-tetrazocine
ID = identification number
J = estimated
LOQ = limit of quantifications
MNX = mono-nitroso-RDX
NA = not analyzed
NRL = no reporting limit
Qual = qualifier
RDX = hexahydro-1,3,5-trinitro-1,3,5-triazine
RL = reporting limit
U = nondetect

TABLE E.1.1-12
CORNHUSKER ARMY AMMUNITION PLANT
WELL G0022-EXPLOSIVES

FIELD ID			G0022			G0022			G0022			G0022			G0022			G0022			G0022			G0022			G0022			G0022			G0022			G0022		
METHOD	Maximum	Detection	UW01			UW01			UW01			UW01			UW01			UW01			D1			D1			D1			D1			D1			D1		
COLLECT DATE	Detection	Frequency	5/15/1989			11/8/1988			7/26/1988			1/25/1988			4/15/1987			9/24/1986			3/12/1986			12/11/1985			9/11/1985			6/19/1985			12/4/1984			9/20/1984		
			Result	RL	Qual	Result	RL	Qual	Result	RL	Qual	Result	RL	Qual	Result	RL	Qual	Result	RL	Qual	Result	RL	Qual	Result	RL	Qual	Result	RL	Qual	Result	RL	Qual	Result	RL	Qual	Result	RL	Qual
EXPLOSIVES (µg/L)																																						
1,3,5-Trinitrobenzene	26	40 / 47	25.0	NRL		23.0	NRL		20.0	NRL		21.0	NRL		25.5	NRL		22.9	NRL		19.4	NRL		25.5	NRL		24.8	NRL		20.0	NRL		20.9	NRL		10.0	NRL	
1,3-Dinitrobenzene	-	0 / 37	<	0.61	U	<	0.61	U		NA			NA			NA			NA			NA			NA			NA			NA			NA			NA	
2,4,6-Trinitrotoluene	420	44 / 47	24.0	NRL		28.0	NRL		32.0	NRL		420	NRL		35.8	NRL		40.0	NRL		32.6	NRL		41.9	NRL		46.4	NRL		20.0	NRL		<	1.9	U	<	0.9	U
2,4-Dinitrotoluene	0.086 J	3 / 47	<	0.6	U	<	0.6	U	<	0.6	U	<	0.6	U	<	0.6	U	<	0.6	U	<	0.56	U	<	0.56	U	<	0.56	U	<	0.6	U	<	1.2	U	<	0.6	U
2,6-Dinitrotoluene	-	0 / 47	<	0.55	U	<	0.55	U	<	0.55	U	<	0.55	U	<	0.55	U	<	0.55	U	<	1.2	U	<	1.2	U	<	1.2	U	<	1.2	U	<	1.2	U	<	0.6	U
2-Amino-4,6-dinitrotoluene	6.9	27 / 28		NA			NA			NA			NA			NA			NA			NA			NA			NA			NA			NA			NA	
2-Nitrotoluene	1.3	2 / 25		NA			NA			NA			NA			NA			NA			NA			NA			NA			NA			NA			NA	
3-Nitrotoluene	0.18 J	1 / 25		NA			NA			NA			NA			NA			NA			NA			NA			NA			NA			NA			NA	
4-Amino-2,6-dinitrotoluene	8.4	26 / 26		NA			NA			NA			NA			NA			NA			NA			NA			NA			NA			NA			NA	
4-Nitrotoluene	-	0 / 25		NA			NA			NA			NA			NA			NA			NA			NA			NA			NA			NA			NA	
HMX	10.5	29 / 32	6.78	NRL		6.76	NRL			NA			NA			NA			NA			NA			NA			NA			NA			NA			NA	
MNX	0.26 J	2 / 19		NA			NA			NA			NA			NA			NA			NA			NA			NA			NA			NA			NA	
Nitrobenzene	-	0 / 37	<	1.13	U	<	1.13	U		NA			NA			NA			NA			NA			NA			NA			NA			NA			NA	
RDX	94	42 / 47	53.0	NRL		35.0	NRL		36.0	NRL		49.0	NRL		50.0	NRL		30.5	NRL		66.3	NRL		72.9	NRL		62.6	NRL		37.7	NRL		47.7	NRL		40.5	NRL	
Tetryl	-	0 / 29		NA			NA			NA			NA			NA			NA			NA			NA			NA			NA			NA			NA	

Notes:
< = less than reporting limit
µg/L = micrograms per liter
HMX = octahydro-1,3,5,7-tetranitro-1,3,5,7-tetrazocine
ID = identification number
J = estimated
LOQ = limit of quantifications
MNX = mono-nitroso-RDX
NA = not analyzed
NRL = no reporting limit
Qual = qualifier
RDX = hexahydro-1,3,5-trinitro-1,3,5-triazine
RL = reporting limit
U = nondetect

TABLE E.1.1-12
CORNHUSKER ARMY AMMUNITION PLANT
WELL G0022-EXPLOSIVES

FIELD ID			G0022			G0022			G0022			G0022			G0022		
METHOD	Maximum	Detection	6N			6N			6N			6N			6N		
COLLECT DATE	Detection	Frequency	6/15/1984			2/10/1984			11/3/1983			1/19/1983			1/12/1982		
			Result	RL	Qual	Result	RL	Qual	Result	RL	Qual	Result	RL	Qual	Result	RL	Qual
EXPLOSIVES (µg/L)																	
1,3,5-Trinitrobenzene	26	40 / 47	<	1.08	U	14.0	NRL		<	3.5	U	6.1	NRL		13.9	NRL	
1,3-Dinitrobenzene	-	0 / 37	<	1.24	U	<	1.24	U	<	3.9	U	<	2.2	U	<	2.2	U
2,4,6-Trinitrotoluene	420	44 / 47	4.00	NRL		45.5	NRL		9.29	NRL		30.9	NRL		99.7	NRL	
2,4-Dinitrotoluene	0.086 J	3 / 47	<	0.62	U	<	0.62	U	<	1.9	U	<	0.9	U	<	0.9	U
2,6-Dinitrotoluene	-	0 / 47	<	1.58	U	<	1.58	U	<	4.2	U	<	0.68	U	<	0.68	U
2-Amino-4,6-dinitrotoluene	6.9	27 / 28		NA			NA			NA			NA			NA	
2-Nitrotoluene	1.3	2 / 25		NA			NA			NA			NA			NA	
3-Nitrotoluene	0.18 J	1 / 25		NA			NA			NA			NA			NA	
4-Amino-2,6-dinitrotoluene	8.4	26 / 26		NA			NA			NA			NA			NA	
4-Nitrotoluene	-	0 / 25		NA			NA			NA			NA			NA	
HMX	10.5	29 / 32		NA			NA			NA			NA			NA	
MNX	0.26 J	2 / 19		NA			NA			NA			NA			NA	
Nitrobenzene	-	0 / 37	<	1.36	U	<	1.36	U	<	4.8	U	<	2.1	U	<	2.1	U
RDX	94	42 / 47	33.6	NRL		29.0	NRL		23.2	NRL		16.7	NRL		<	9.6	U
Tetryl	-	0 / 29		NA			NA			NA			NA			NA	

Notes:
< = less than reporting limit
µg/L = micrograms per liter
HMX = octahydro-1,3,5,7-tetranitro-1,3,5,7-tetrazocine
ID = identification number
J = estimated
LOQ = limit of quantifications
MNX = mono-nitroso-RDX
NA = not analyzed
NRL = no reporting limit
Qual = qualifier
RDX = hexahydro-1,3,5-trinitro-1,3,5-triazine
RL = reporting limit
U = nondetect

TABLE E.1.1-13
CORNHUSKER ARMY AMMUNITION PLANT
WELL G0023-EXPLOSIVES

FIELD ID			G0023					G0023					G0023					G0023					G0023					G0023					G0023				
METHOD	Maximum	Detection	SW846 M8330					SW846 M8330					SW846 M8330					SW846 M8330					SW846 M8330					SW846 M8330					SW846 M8330				
COLLECT DATE	Detection	Frequency	5/16/2022					5/21/2021					6/13/2020					6/4/2019					3/20/2018					3/29/2017					8/15/2016				
			Result	Qual	DL	LOD	LOQ	Result	Qual	DL	LOD	LOQ	Result	Qual	DL	LOD	LOQ	Result	Qual	DL	LOD	LOQ	Result	Qual	DL	LOD	LOQ	Result	Qual	DL	LOD	LOQ	Result	DL	LOD	LOQ	Qual
EXPLOSIVES (µg/L)																																				
1,3,5-Trinitrobenzene	352	38 / 52	<	U	0.083	0.2	0.21	<	U	0.084	0.2	0.21	<	U	0.088	0.21	0.22	<	U	0.23	0.46	1.2	<	UJ	0.033	0.11	0.16	<	U	0.032	0.1	0.16	<	0.23	0.47	1.2	U
1,3-Dinitrobenzene	1.85	2 / 42	<	U	0.036	0.099	0.11	<	U	0.037	0.1	0.11	<	U	0.039	0.1	0.11	<	U	0.1	0.23	0.46	<	UJ	0.053	0.11	0.16	0.081	J	0.052	0.1	0.16	<	0.1	0.23	0.47	U
2,4,6-Trinitrotoluene	5290	40 / 52	<	U	0.044	0.099	0.11	<	U	0.045	0.1	0.11	<	U	0.047	0.1	0.11	<	U	0.19	0.46	0.46	<	UJ	0.053	0.11	0.16	0.086	J	0.052	0.1	0.16	<	0.084	0.23	0.47	U
2,4-Dinitrotoluene	12.3	17 / 52	<	U	0.027	0.079	0.099	<	U	0.027	0.08	0.1	<	U	0.029	0.084	0.1	<	U	0.097	0.23	0.46	<	UJ	0.053	0.11	0.14	<	U	0.052	0.1	0.14	<	0.098	0.23	0.47	U
2,6-Dinitrotoluene	2.85	4 / 52	<	U	0.04	0.079	0.099	<	U	0.04	0.08	0.1	<	U	0.042	0.084	0.1	<	U	0.075	0.23	0.23	<	UJ	0.053	0.11	0.14	<	U	0.052	0.1	0.14	<	0.075	0.23	0.23	U
2-Amino-4,6-dinitrotoluene	17	20 / 32	<	U	0.05	0.099	0.11	<	UJ	0.051	0.1	0.11	<	U	0.053	0.1	0.11	<	U	0.059	0.14	0.23	<	UJ	0.032	0.11	0.16	<	U	0.031	0.1	0.16	<	0.059	0.14	0.23	U
2-Nitrotoluene	-	0 / 25	<	U	0.084	0.2	0.21	<	UJ	0.086	0.2	0.21	<	U	0.089	0.21	0.22	<	UJ	0.099	0.23	0.46	<	UJ	0.093	0.21	0.53	<	U	0.092	0.21	0.52	<	0.1	0.23	0.47	U
3-Nitrotoluene	-	0 / 24	<	U	0.19	0.39	0.39	<	UJ	0.2	0.4	0.4	<	U	0.2	0.42	0.42	<	U	0.23	0.46	0.46	<	UJ	0.06	0.21	0.53	<	U	0.059	0.21	0.52	<	0.097	0.23	0.47	U
4-Amino-2,6-dinitrotoluene	19	15 / 26	<	U	0.057	0.12	0.15	<	UJ	0.058	0.12	0.15	<	U	0.06	0.13	0.16	<	U	0.067	0.14	0.23	<	UJ	0.053	0.11	0.16	<	U	0.052	0.1	0.16	<	0.067	0.14	0.23	U
4-Nitrotoluene	-	0 / 24	<	U	0.099	0.39	0.4	<	UJ	0.1	0.4	0.41	<	U	0.1	0.42	0.43	<	UJ	0.23	0.46	1.2	<	UJ	0.093	0.21	0.53	<	U	0.092	0.21	0.52	<	0.23	0.47	1.2	U
HMX	77.1	29 / 37	<	U	0.086	0.2	0.21	<	U	0.088	0.2	0.21	<	U	0.092	0.21	0.22	<	U	0.1	0.23	0.46	<	UJ	0.03	0.11	0.16	0.63		0.037	0.1	0.16	<	0.1	0.23	0.47	U
MNX	0.14 J	1 / 19	<	U	0.15	0.39	2	<	U	0.15	0.4	2	<	U	0.16	0.42	2.1	<	U	0.18	0.46	2.3	<	UJ	0.038	0.11	0.53	<	U	0.029	0.1	0.52	<	0.42	0.42	2.3	U
Nitrobenzene	5.22	3 / 41	<	U	0.09	0.2	0.21	<	U	0.091	0.2	0.21	<	U	0.095	0.21	0.22	<	U	0.11	0.23	0.46	<	UJ	0.053	0.11	0.16	0.11	J	0.052	0.1	0.16	<	0.11	0.23	0.47	U
RDX	307	43 / 52	<	U	0.051	0.2	0.21	<	U	0.052	0.2	0.21	<	U	0.054	0.21	0.22	<	U	0.18	0.46	0.46	<	UJ	0.038	0.11	0.16	0.15	J	0.037	0.1	0.16	<	0.061	0.14	0.23	U
Tetryl	6.72	1 / 32	<	U	0.031	0.099	0.11	<	U	0.032	0.1	0.11	<	U	0.033	0.1	0.11	<	U	0.092	0.23	0.28	<	UJ	0.053	0.11	0.16	<	U	0.052	0.1	0.16	<	0.093	0.23	0.28	U

Notes:
< = less than reporting limit
µg/L = micrograms per liter
HMX = octahydro-1,3,5,7-tetranitro-1,3,5,7-tetrazocine
ID = identification number
J = estimated
LOQ = limit of quantifications
MNX = mono-nitroso-RDX
NA = not analyzed
NRL = no reporting limit
Qual = qualifier
RDX = hexahydro-1,3,5-trinitro-1,3,5-triazine
RL = reporting limit
U = nondetect

TABLE E.1.1-13
CORNHUSKER ARMY AMMUNITION PLANT
WELL G0023-EXPLOSIVES

FIELD ID			G0023					G0023			G0023			G0023			G0023			G0023			G0023			G0023			G0023			G0023			G0023		
METHOD	Maximum	Detection	SW846 M8330					SW846 M8330			SW846 M8330			SW846 M8330			SW846 M8330			SW846 M8330			SW846 M8330			SW846 M8330			SW846 M8330			SW846 M8330			SW846 M8330		
COLLECT DATE	Detection	Frequency	8/17/2015					8/14/2014			3/14/2013			3/13/2012			3/10/2011			3/17/2010			3/16/2009			3/18/2008			3/15/2007			3/15/2006			3/16/2005		
			Result	DL	LOD	LOQ	Qual	Result	LOQ	Qual	Result	RL	Qual	Result	RL	Qual	Result	RL	Qual	Result	RL	Qual	Result	RL	Qual	Result	RL	Qual	Result	RL	Qual	Result	RL	Qual	Result	RL	Qual
EXPLOSIVES (µg/L)																																				
1,3,5-Trinitrobenzene	352	38 / 52	<	0.21	0.43	1.1	UJ	<	1.1	U	<	0.8	U	0.29	0.8	J	0.48	0.8	J	6.8	0.99		32	0.48		42	0.48		59	0.97		60	4.8		64	2.4	
1,3-Dinitrobenzene	1.85	2 / 42	<	0.095	0.16	0.43	UJ	<	0.43	U	<	0.8	U	<	0.8	U	<	0.8	U	<	0.4	U	<	0.48	U	<	0.48	U	<	0.49	U	<	0.48	U	<	0.48	U
2,4,6-Trinitrotoluene	5290	40 / 52	<	0.077	0.16	0.43	UJ	<	0.43	U	<	0.8	U	<	0.8	U	1.2	0.8		2.8	0.4		15	0.48		18	0.48		29	0.49		26	0.48		26	0.48	
2,4-Dinitrotoluene	12.3	17 / 52	<	0.090	0.16	0.43	UJ	<	0.43	U	<	0.8	U	<	0.8	U	<	0.8	U	0.12	0.4	J	<	0.48	U	<	0.48	U	<	0.49	U	<	0.48	U	<	0.48	U
2,6-Dinitrotoluene	2.85	4 / 52	<	0.069	0.16	0.21	UJ	<	0.22	U	<	0.8	U	<	0.8	U	<	0.8	U	<	0.2	U	<	0.48	U	<	0.48	U	<	0.49	U	<	0.48	U	<	0.48	U
2-Amino-4,6-dinitrotoluene	17	20 / 32	<	0.054	0.13	0.21	UJ	<	0.22	U	<	0.8	U	<	0.8	U	1.1	0.8		2.3	0.2		3.1	0.48		2.7	0.48		3.1	0.49		2.9	0.48		2.7	0.48	P
2-Nitrotoluene	-	0 / 25	<	0.091	0.16	0.43	UJ	<	0.43	U	<	0.8	U	<	0.8	U	<	0.8	U	<	0.4	U	<	0.48	U	<	0.48	U	<	0.49	U	<	0.48	U	<	0.48	U
3-Nitrotoluene	-	0 / 24	<	0.089	0.16	0.43	UJ	<	0.43	U	<	0.8	U	<	0.8	U	<	0.8	U	<	0.4	U	<	0.48	U	<	0.48	U	<	0.49	U	<	0.48	U	<	0.48	U
4-Amino-2,6-dinitrotoluene	19	15 / 26	<	0.062	0.13	0.21	UJ	<	0.22	U	<	1.4	U	<	1.4	U	1.5	0.8		2.1	0.2		4.1	0.48		3.1	0.48		2.5	0.49		2.1	0.48		2.4	0.48	
4-Nitrotoluene	-	0 / 24	<	0.21	0.43	1.1	UJ	<	1.1	U	<	0.8	U	<	0.8	U	<	0.8	U	<	0.99	U	<	0.48	U	<	0.48	U	<	0.49	U	<	0.48	U	<	0.48	U
HMX	77.1	29 / 37	<	0.094	0.16	0.43	UJ	<	0.43	J	1.7	0.8	J	2.6	0.8		1.7	0.8		1.2	0.4		1.1	0.48		1.3	0.48	J	2.4	0.49		2.4	0.48		1.6	0.48	
MNX	0.14 J	1 / 19	<	0.38	0.38	2.1	UJ	<	2.2	U	<	0.8	U	<	0.8	U	<	0.8	U	<	2	U	<	0.48	U	<	0.48	U	<	0.49	U	<	0.48	U	<	0.48	U
Nitrobenzene	5.22	3 / 41	<	0.097	0.16	0.43	UJ	<	0.43	U	<	0.8	U	<	0.8	U	<	0.8	U	<	0.4	U	<	0.48	U	<	0.48	U	<	0.49	U	<	0.48	U	<	0.48	U
RDX	307	43 / 52	<	0.056	0.13	0.21	UJ	<	0.22	U	<	0.8	U	0.8	0.8	J	2.8	0.8		2	0.2		4	0.48		2.8	0.48		9.2	0.49		23	0.48		7.3	0.48	
Tetryl	6.72	1 / 32	<	0.085	0.16	0.26	UJ	<	0.26	U	<	1.6	U	<	0.8	U	<	0.8	U	<	0.24	U	<	0.48	U	<	0.48	U	<	0.49	U	<	0.48	U	<	0.48	U

Notes:
< = less than reporting limit
µg/L = micrograms per liter
HMX = octahydro-1,3,5,7-tetranitro-1,3,5,7-tetrazocine
ID = identification number
J = estimated
LOQ = limit of quantifications
MNX = mono-nitroso-RDX
NA = not analyzed
NRL = no reporting limit
Qual = qualifier
RDX = hexahydro-1,3,5-trinitro-1,3,5-triazine
RL = reporting limit
U = nondetect

TABLE E.1.1-13
CORNHUSKER ARMY AMMUNITION PLANT
WELL G0023-EXPLOSIVES

FIELD ID			G0023			G0023			G0023			G0023			G0023			G0023			G0023			G0023			G0023			G0023			G0023		
METHOD	Maximum	Detection	SW846 M8330			SW846 M8330			SW846 M8330			SW846 M8330			SW846 M8330			SW846 M8330			UW51			UW33			UW33			UW33			UW32			UW32		
COLLECT DATE	Detection	Frequency	3/18/2004			3/18/2003			3/21/2002			3/23/2001			3/21/2000			4/2/1999			6/18/1998			7/15/1994			6/21/1994			7/1/1993			6/24/1993			10/14/1992		
			Result	RL	Qual	Result	RL	Qual	Result	RL	Qual	Result	RL	Qual	Result	RL	Qual	Result	RL	Qual	Result	RL	Qual	Result	RL	Qual	Result	RL	Qual	Result	RL	Qual	Result	RL	Qual	Result	RL	Qual
EXPLOSIVES (µg/L)																																				
1,3,5-Trinitrobenzene	352	38 / 52	84	1.9		<	0.22	U	68	2.6		170	16.0		160	40		83	8		104	1.00		140.0	NRL		130.0	NRL		110	NRL		88	NRL		86.0	NRL	
1,3-Dinitrobenzene	1.85	2 / 42	<	0.19	U	<	0.22	U	<	0.17	U	<	0.8	U	<	0.8	U	<	0.8	U	<	0.500	U	<	0.549	U	<	0.549	U	<	0.549	U	<	0.611	U	<	0.611	U
2,4,6-Trinitrotoluene	5290	40 / 52	57	1.9		25	2.2	J	48	2.20		220	16.0		280	75.		130	8.0		174	10.00		230.0	NRL		280.0	NRL		240	NRL		180	NRL		180.0	NRL	
2,4-Dinitrotoluene	12.3	17 / 52	0.42	0.36		<	1.3	UJ	0.46	0.17		1.4	0.8		1.4	1.1		1.1	0.8		<	0.500	U	0.882	NRL		0.301	NRL		0.186	NRL		0.187	NRL		<	0.064	U
2,6-Dinitrotoluene	2.85	4 / 52	<	0.36	U	<	0.43	U	<	0.67	U	2	0.8		<	1.1	U	<	0.8	U	<	0.500	U	1.65	NRL		2.85	NRL		<	0.26	U	<	0.074	U	<	0.074	U
2-Amino-4,6-dinitrotoluene	17	20 / 32	4.2	0.36		1.9	0.43	J	2.6	0.27		8.1	0.8		8.7	1		9.9	0.8		10.7	0.500		16.00	NRL		17	NRL		15.6	NRL		11.2	NRL		8.98	NRL	
2-Nitrotoluene	-	0 / 25	<	0.36	U	<	0.43	U	<	0.53	U	<	0.8	U	<	1.1	U	<	0.8	U	<	1.00	U		NA			NA			NA			NA			NA	
3-Nitrotoluene	-	0 / 24	<	0.36	U	<	0.43	U	<	0.34	U		NA		<	1.1	U	<	0.8	U	<	1.00	U		NA			NA			NA			NA			NA	
4-Amino-2,6-dinitrotoluene	19	15 / 26	3.4	0.36		1.5	0.43	J	5.4	0.46	J	4.3	0.8		8.3	1		7	0.8		10	1.00		19	NRL			NA			NA			NA			NA	
4-Nitrotoluene	-	0 / 24	<	0.58	U	<	0.69	U	<	1.1	U		NA		<	1.1	U	<	0.8	U	<	1.00	U		NA			NA			NA			NA			NA	
HMX	77.1	29 / 37	2.4	0.46		2.3	0.54	J	1.9	0.7		2.6	1.0		6.6	0.8		6.4	0.8		15.6	0.500		44	NRL		44	NRL		77.1	NRL		26.10	NRL		46.4	NRL	
MNX	0.14 J	1 / 19	0.14	0.19	J		NA			NA			NA			NA			NA			NA			NA			NA			NA			NA			NA	
Nitrobenzene	5.22	3 / 41	<	0.19	U	<	0.22	U	<	0.30	U	3.7	0.8		<	0.8	U	<	0.8	U	<	0.500	U	<	0.817	U	<	0.817	U	5.22	NRL		<	0.645	U	<	0.645	U
RDX	307	43 / 52	11	1.9		8.6	0.22	J	6.9	0.43		14	0.8		27	40	J	24	8		22.3	1.00		61.00	NRL		68	NRL		77	NRL		46.4	NRL		65.5	NRL	
Tetryl	6.72	1 / 32	<	0.36	U	<	0.43	U	<	0.72	U	<	4.0	U	<	1.3	U	<	0.8	U	<	0.500	U	<	1.18	U	<	1.18	U	<	1.18	U	<	1.56	U		NA	

Notes:
< = less than reporting limit
µg/L = micrograms per liter
HMX = octahydro-1,3,5,7-tetranitro-1,3,5,7-tetrazocine
ID = identification number
J = estimated
LOQ = limit of quantifications
MNX = mono-nitroso-RDX
NA = not analyzed
NRL = no reporting limit
Qual = qualifier
RDX = hexahydro-1,3,5-trinitro-1,3,5-triazine
RL = reporting limit
U = nondetect

TABLE E.1.1-13
CORNHUSKER ARMY AMMUNITION PLANT
WELL G0023-EXPLOSIVES

FIELD ID			G0023			G0023			G0023			G0023			G0023			G0023			G0023			G0023			G0023			G0023			G0023			G0023		
METHOD	Maximum	Detection	UW32			UW33			UW33			UW14			UW14			UW01			UW01			UW01			UW01			UW01			UW01			UW01			D1		
COLLECT DATE	Detection	Frequency	9/2/1992			7/25/1991			7/25/1991			10/16/1990			4/25/1990			5/15/1989			11/8/1988			7/26/1988			1/25/1988			4/15/1987			9/24/1986			3/12/1986		
			Result	RL	Qual	Result	RL	Qual	Result	RL	Qual	Result	RL	Qual	Result	RL	Qual	Result	RL	Qual	Result	RL	Qual	Result	RL	Qual	Result	RL	Qual	Result	RL	Qual	Result	RL	Qual	Result	RL	Qual
EXPLOSIVES (µg/L)																																						
1,3,5-Trinitrobenzene	352	38 / 52	100.0	NRL		25.0	NRL		58.0	NRL		91.0	NRL		80	NRL		12	NRL		99	NRL		69	NRL		92	NRL		35.0	NRL		130	NRL		100.0	NRL	
1,3-Dinitrobenzene	1.85	2 / 42	<	0.611	U	<	0.61	U	<	5.5	U	<	0.519	U	1.85	NRL		<	0.61	U	<	0.61	U		NA			NA			NA			NA			NA	
2,4,6-Trinitrotoluene	5290	40 / 52	200.0	NRL		24.0	NRL		170.0	NRL		280	NRL		200	NRL		360.0	NRL		310	NRL		340	NRL		490	NRL		130.0	NRL		460	NRL		281	NRL	
2,4-Dinitrotoluene	12.3	17 / 52	0.353	NRL		<	0.6	U	<	2.6	U	<	0.612	U	<	0.612	U	<	0.6	U	<	0.6	U	<	0.6	U	<	0.6	U	<	0.6	U	<	0.6	U	0.95	NRL	
2,6-Dinitrotoluene	2.85	4 / 52	<	0.074	U	<	0.55	U	<	2.6	U	<	1.15	U	<	1.15	U	<	0.55	U	<	0.55	U	<	0.55	U	<	0.55	U	<	0.55	U	<	0.55	U	<	1.2	U
2-Amino-4,6-dinitrotoluene	17	20 / 32	11.5	NRL			NA		<	5	U		NA			NA			NA			NA			NA			NA			NA			NA			NA	
2-Nitrotoluene	-	0 / 25		NA			NA			NA			NA			NA			NA			NA			NA			NA			NA			NA			NA	
3-Nitrotoluene	-	0 / 24		NA			NA			NA			NA			NA			NA			NA			NA			NA			NA			NA			NA	
4-Amino-2,6-dinitrotoluene	19	15 / 26		NA			NA			NA			NA			NA			NA			NA			NA			NA			NA			NA			NA	
4-Nitrotoluene	-	0 / 24		NA			NA			NA			NA			NA			NA			NA			NA			NA			NA			NA			NA	
HMX	77.1	29 / 37	60	NRL		6.78	NRL		17	NRL		11.8	NRL		9.85	NRL		13	NRL		12.6	NRL			NA			NA			NA			NA			NA	
MNX	0.14 J	1 / 19		NA			NA			NA			NA			NA			NA			NA			NA			NA			NA			NA			NA	
Nitrobenzene	5.22	3 / 41	<	0.645	U	<	1.13	U	<	8.2	U	<	1.07	U	<	1.07	U	<	1.13	U	<	1.13	U		NA			NA			NA			NA			NA	
RDX	307	43 / 52	52.9	NRL		53.0	NRL		88.0	NRL		70.0	NRL		56.0	NRL		80	NRL		55	NRL		38	NRL		28	NRL		27.6	NRL		11.8	NRL		30.2	NRL	
Tetryl	6.72	1 / 32		NA			NA		<	12	U	<	0.556	U	6.72	NRL			NA			NA			NA			NA			NA			NA			NA	

Notes:
< = less than reporting limit
µg/L = micrograms per liter
HMX = octahydro-1,3,5,7-tetranitro-1,3,5,7-tetrazocine
ID = identification number
J = estimated
LOQ = limit of quantifications
MNX = mono-nitroso-RDX
NA = not analyzed
NRL = no reporting limit
Qual = qualifier
RDX = hexahydro-1,3,5-trinitro-1,3,5-triazine
RL = reporting limit
U = nondetect

TABLE E.1.1-13
CORNHUSKER ARMY AMMUNITION PLANT
WELL G0023-EXPLOSIVES

FIELD ID			G0023			G0023			G0023			G0023			G0023			G0023			G0023			G0023			G0023			G0023		
METHOD	Maximum	Detection	D1			D1			D1			D1			D1			6N			6N			6N			6N			6N		
COLLECT DATE	Detection	Frequency	12/11/1985			9/11/1985			6/19/1985			12/4/1984			9/20/1984			30848			30722			30623			30335			29958		
			Result	RL	Qual	Result	RL	Qual	Result	RL	Qual	Result	RL	Qual	Result	RL	Qual	Result	RL	Qual	Result	RL	Qual	Result	RL	Qual	Result	RL	Qual	Result	RL	Qual
EXPLOSIVES (µg/L)																																
1,3,5-Trinitrobenzene	352	38 / 52	<	140	U	208.0	NRL		<	17.5	U	102	NRL		10	GT		<	1.08	U	73.4	NRL		119	NRL		159	NRL		352	NRL	
1,3-Dinitrobenzene	1.85	2 / 42		NA			NA			NA			NA			NA		<	1.24	U	<	1.24	U	<	3.9	U	<	2.2	U	<	2.2	U
2,4,6-Trinitrotoluene	5290	40 / 52	455.00	NRL		508	NRL		54	NRL		<	1.9	U	<	0.9	U	5.6	NRL		498	NRL		929	NRL		902	NRL		5290	NRL	
2,4-Dinitrotoluene	12.3	17 / 52	<	0.56	U	<	0.56	U	<	0.6	U	<	1.2	U	2	NRL		0.879	NRL		1.71	NRL		<	1.9	U	0.964	NRL		12.3	NRL	
2,6-Dinitrotoluene	2.85	4 / 52	<	1.2	U	<	1.2	U	<	1.2	U	<	1.2	U	<	0.6	U	<	1.36	U	<	1.58	U	<	4.2	U	<	0.68	U	2	NRL	
2-Amino-4,6-dinitrotoluene	17	20 / 32		NA			NA			NA			NA			NA			NA			NA			NA			NA			NA	
2-Nitrotoluene	-	0 / 25		NA			NA			NA			NA			NA			NA			NA			NA			NA			NA	
3-Nitrotoluene	-	0 / 24		NA			NA			NA			NA			NA			NA			NA			NA			NA			NA	
4-Amino-2,6-dinitrotoluene	19	15 / 26		NA			NA			NA			NA			NA			NA			NA			NA			NA			NA	
4-Nitrotoluene	-	0 / 24		NA			NA			NA			NA			NA			NA			NA			NA			NA			NA	
HMX	77.1	29 / 37		NA			NA			NA			NA			NA			NA			NA			NA			NA			NA	
MNX	0.14 J	1 / 19		NA			NA			NA			NA			NA			NA			NA			NA			NA			NA	
Nitrobenzene	5.22	3 / 41		NA			NA			NA			NA			NA			NA		<	1.36	U	<	4.8	U	<	2.1	U	<	2.1	U
RDX	307	43 / 52	37.3	NRL		56.7	NRL		45.6	NRL		38.4	NRL		81.2	NRL		40.8	NRL		99	NRL		96.2	NRL		135	NRL		307	NRL	
Tetryl	6.72	1 / 32		NA			NA			NA			NA			NA			NA			NA			NA			NA			NA	

Notes:
< = less than reporting limit
µg/L = micrograms per liter
HMX = octahydro-1,3,5,7-tetranitro-1,3,5,7-tetrazocine
ID = identification number
J = estimated
LOQ = limit of quantifications
MNX = mono-nitroso-RDX
NA = not analyzed
NRL = no reporting limit
Qual = qualifier
RDX = hexahydro-1,3,5-trinitro-1,3,5-triazine
RL = reporting limit
U = nondetect

TABLE E.1.1-14
CORNHUSKER ARMY AMMUNITION PLANT
WELL G0024-EXPLOSIVES

FIELD ID			G0024					G0024					G0024					G0024					G0024					G0024					G0024					G0024				
METHOD	Maximum	Detection	SW846 M8330					SW846 M8330					SW846 M8330					SW846 M8330					SW846 M8330					SW846 M8330					SW846 M8330					SW846 M8330				
COLLECT DATE	Detection	Frequency	5/18/2022					5/26/2021					6/15/2020					6/10/2019					3/20/2018					4/1/2017					8/16/2016									
			Result	Qual	DL	LOD	LOQ	Result	Qual	DL	LOD	LOQ	Result	Qual	DL	LOD	LOQ	Result	Qual	DL	LOD	LOQ	Result	Qual	DL	LOD	LOQ	Result	Q	DL	LOD	LOQ	Result	DL	LOD	LOQ	Qual				
EXPLOSIVES (µg/L)																																										
1,3,5-Trinitrobenzene	1.3	7 / 50	<	U	0.088	0.21	0.22	<	U	0.089	0.21	0.22	<	U	0.09	0.21	0.22	<	U	0.2	0.4	0.99	<	U	0.032	0.1	0.15	<	U	0.032	0.1	0.16	<	0.21	0.43	1.1	U				
1,3-Dinitrobenzene	-	0 / 40	<	U	0.038	0.1	0.11	<	U	0.039	0.11	0.12	<	U	0.04	0.11	0.12	<	U	0.088	0.2	0.4	<	U	0.052	0.1	0.15	<	U	0.052	0.1	0.16	<	0.095	0.21	0.43	U				
2,4,6-Trinitrotoluene	323	42 / 50	0.18		0.047	0.1	0.11	0.44		0.048	0.11	0.12	0.63	J	0.048	0.11	0.12	<	U	0.16	0.4	0.4	1.1		0.052	0.1	0.15	2		0.052	0.1	0.16	<	0.077	0.21	0.43	U				
2,4-Dinitrotoluene	0.563	2 / 50	<	U	0.029	0.083	0.1	<	U	0.029	0.085	0.11	<	U	0.029	0.086	0.11	<	U	0.083	0.2	0.4	<	U	0.052	0.1	0.13	<	U	0.052	0.1	0.13	<	0.090	0.21	0.43	U				
2,6-Dinitrotoluene	-	0 / 50	<	U	0.042	0.083	0.1	<	U	0.043	0.085	0.11	<	U	0.043	0.086	0.11	<	U	0.064	0.2	0.2	<	U	0.052	0.1	0.13	<	U	0.052	0.1	0.13	<	0.069	0.21	0.21	U				
2-Amino-4,6-dinitrotoluene	11.1	28 / 31	0.52		0.053	0.1	0.11	1.2		0.054	0.11	0.12	1.3		0.054	0.11	0.12	0.082	J	0.05	0.12	0.2	1.8		0.031	0.1	0.15	2.6		0.031	0.1	0.16	0.95	0.054	0.13	0.21					
2-Nitrotoluene	0.34 J	1 / 27	<	U	0.089	0.21	0.22	<	UJ	0.091	0.21	0.22	<	U	0.092	0.21	0.22	<	UJ	0.085	0.2	0.4	<	U	0.091	0.21	0.52	<	U	0.091	0.21	0.52	<	0.091	0.21	0.43	U				
3-Nitrotoluene	-	0 / 27	<	U	0.2	0.42	0.42	<	UJ	0.21	0.42	0.42	<	U	0.21	0.43	0.43	<	UJ	0.19	0.4	0.4	<	U	0.059	0.21	0.52	<	U	0.059	0.21	0.52	<	0.089	0.21	0.43	U				
4-Amino-2,6-dinitrotoluene	14	24 / 28	0.27		0.06	0.13	0.16	1.1		0.061	0.13	0.16	1.5		0.062	0.13	0.16	<	U	0.057	0.12	0.2	1.9		0.052	0.1	0.15	2.8		0.052	0.1	0.16	1.0	0.062	0.13	0.21					
4-Nitrotoluene	-	0 / 27	<	U	0.1	0.42	0.43	<	UJ	0.11	0.42	0.44	<	U	0.11	0.43	0.44	<	UJ	0.2	0.4	0.99	<	U	0.091	0.21	0.52	<	U	0.091	0.21	0.52	<	0.21	0.43	1.1	U				
HMX	8.62	24 / 35	<	U	0.091	0.13	0.22	<	U	0.093	0.21	0.22	<	U	0.094	0.21	0.22	<	U	0.087	0.2	0.4	0.41		0.029	0.1	0.15	0.49		0.037	0.1	0.16	<	0.094	0.21	0.43	U				
MNX	3.9 J	2 / 19	<	U	0.16	0.42	2.1	<	U	0.16	0.42	2.1	<	U	0.16	0.43	2.1	<	U	0.15	0.4	2	<	U	0.037	0.1	0.52	<	U	0.029	0.1	0.52	<	0.38	0.38	2.1	U				
Nitrobenzene	-	0 / 40	<	U	0.095	0.21	0.22	<	U	0.097	0.21	0.22	<	U	0.097	0.21	0.22	<	U	0.09	0.2	0.4	<	U	0.052	0.1	0.15	<	U	0.052	0.1	0.16	<	0.097	0.21	0.43	U				
RDX	180	41 / 50	<	U	0.054	0.21	0.22	<	U	0.055	0.21	0.22	0.59		0.055	0.21	0.22	<	U	0.16	0.4	0.4	0.53		0.037	0.1	0.15	0.87		0.037	0.1	0.16	<	0.056	0.13	0.21	U				
Tetryl	-	0 / 32	<	U	0.033	0.1	0.11	<	U	0.034	0.11	0.12	<	U	0.034	0.11	0.12	<	U	0.079	0.2	0.24	<	U	0.052	0.1	0.15	<	U	0.052	0.1	0.16	<	0.085	0.21	0.26	U				

Notes:
< = less than reporting limit
µg/L = micrograms per liter
HMX = octahydro-1,3,5,7-tetranitro-1,3,5,7-tetrazocine
ID = identification number
J = estimated
LOQ = limit of quantifications
MNX = mono-nitroso-RDX
NA = not analyzed
NRL = no reporting limit
Qual = qualifier
RDX = hexahydro-1,3,5-trinitro-1,3,5-triazine
RL = reporting limit
U = nondetect

TABLE E.1.1-14
CORNHUSKER ARMY AMMUNITION PLANT
WELL G0024-EXPLOSIVES

FIELD ID			G0024					G0024			G0024			G0024			G0024			G0024			G0024			G0024			G0024			G0024			G0024		
METHOD	Maximum	Detection	SW846 M8330					SW846 M8330			SW846 M8330			SW846 M8330			SW846 M8330			SW846 M8330			SW846 M8330			SW846 M8330			SW846 M8330			SW846 M8330			SW846 M8330		
COLLECT DATE	Detection	Frequency	8/12/2015					8/14/2014			3/13/2013			3/12/2012			3/14/2011			3/16/2010			3/13/2009			3/12/2008			3/12/2007			3/14/2006			3/15/2005		
			Result	DL	LOD	LOQ	Qual	Result	LOQ	Qual	Result	RL	Qual	Result	RL	Qual	Result	RL	Qual	Result	RL	Qual	Result	RL	Qual	Result	RL	Qual	Result	RL	Qual	Result	RL	Qual	Result	RL	Qual
EXPLOSIVES (µg/L)																																				
1,3,5-Trinitrobenzene	1.3	7 / 50	<	0.22	0.43	1.1	U	<	1.1	U	<	0.8	U	0.64	0.8	J	<	0.8	U	<	1	UJ	<	0.49	U	<	0.48	U	<	0.48	U	<	0.48	U	<	0.48	U
1,3-Dinitrobenzene	-	0 / 40	<	0.096	0.22	0.43	U	<	0.43	U	<	0.8	U	<	0.8	U	<	0.8	U	<	0.4	UJ	<	0.49	U	<	0.48	U	<	0.48	U	<	0.48	U	<	0.48	U
2,4,6-Trinitrotoluene	323	42 / 50	0.98	0.078	0.22	0.43		0.96	0.43		2.2	0.8	J	2.9	0.8	J	3	0.8		0.59	0.4	J	9.6	0.49		16	0.48		20	0.48		<	0.48	U	0.93	0.48	
2,4-Dinitrotoluene	0.563	2 / 50	<	0.090	0.22	0.43	U	<	0.43	U	<	0.8	U	<	0.8	U	<	0.8	U	<	0.4	UJ	<	0.49	U	<	0.48	U	<	0.48	U	<	0.48	U	<	0.48	U
2,6-Dinitrotoluene	-	0 / 50	<	0.070	0.22	0.22	U	<	0.22	U	<	0.8	U	<	0.8	U	<	0.8	U	<	0.2	UJ	<	0.49	U	<	0.48	U	<	0.48	U	<	0.48	U	<	0.48	U
2-Amino-4,6-dinitrotoluene	11.1	28 / 31	1.3	0.055	0.13	0.22		1.70	0.22		2.4	0.8	J	2.6	0.8		2.3	0.8		<	0.2	UJ	4.9	0.49		6	0.48		9.6	0.48		<	0.48	U	7.1	0.48	J
2-Nitrotoluene	0.34 J	1 / 27	<	0.092	0.22	0.43	U	<	0.43	U	<	0.8	U	<	0.8	U	<	0.8	U	<	0.4	UJ	<	0.49	U	<	0.48	U	<	0.48	U	<	0.48	U	<	0.48	U
3-Nitrotoluene	-	0 / 27	<	0.090	0.22	0.43	U	<	0.43	U	<	0.8	U	<	0.8	U	<	0.8	U	<	0.4	UJ	<	0.49	U	<	0.48	U	<	0.48	U	<	0.48	U	<	0.48	U
4-Amino-2,6-dinitrotoluene	14	24 / 28	1.5	0.062	0.13	0.22		2.1	0.22		2	1.4	J	1.7	1.4		1.6	0.8		<	0.2	UJ	5	0.49		5.4	0.48		6.1	0.48		<	0.48	U	5.3	0.48	
4-Nitrotoluene	-	0 / 27	<	0.22	0.43	1.1	U	<	1.1	U	<	0.8	U	<	0.8	U	<	0.8	U	<	1	UJ	<	0.49	U	<	0.48	U	<	0.48	U	<	0.48	U	<	0.48	U
HMX	8.62	24 / 35	<	0.094	0.22	0.43	U	0.39	0.43	J	0.69	0.8	J	0.64	0.8	J	0.37	0.8	J	<	0.4	UJ	0.91	0.49		1.7	0.48		2.1	0.48		<	0.48	U	1.8	0.48	
MNX	3.9 J	2 / 19	<	0.39	0.39	2.2	U	<	2.2	U	<	0.8	U	<	0.8	U	<	0.8	U	3.9	2	J	<	0.49	U	<	0.48	U	<	0.48	U	<	0.48	U	<	0.48	U
Nitrobenzene	-	0 / 40	<	0.098	0.22	0.43	U	<	0.43	U	<	0.8	U	<	0.8	UJ	<	0.8	U	<	0.4	UJ	<	0.49	U	<	0.48	U	<	0.48	U	<	0.48	U	<	0.48	U
RDX	180	41 / 50	0.40	0.056	0.13	0.22		1.2	0.22		1.4	0.8	J	0.93	0.8		1.4	0.8		<	0.2	UJ	3.1	0.49		4.4	0.48		6.5	0.48		<	0.48	U	4	0.48	
Tetryl	-	0 / 32	<	0.085	0.22	0.26	U	<	0.26	UJ	<	1.6	U	<	0.8	UJ	<	0.8	U	<	0.24	UJ	<	0.49	U	<	0.48	U	<	0.48	U	<	0.48	U	<	0.48	U

Notes:
< = less than reporting limit
µg/L = micrograms per liter
HMX = octahydro-1,3,5,7-tetranitro-1,3,5,7-tetrazocine
ID = identification number
J = estimated
LOQ = limit of quantifications
MNX = mono-nitroso-RDX
NA = not analyzed
NRL = no reporting limit
Qual = qualifier
RDX = hexahydro-1,3,5-trinitro-1,3,5-triazine
RL = reporting limit
U = nondetect

TABLE E.1.1-14
CORNHUSKER ARMY AMMUNITION PLANT
WELL G0024-EXPLOSIVES

FIELD ID			G0024			G0024			G0024			G0024			G0024			G0024			G0024			G0024			G0024			G0024			G0024			G0024		
METHOD	Maximum	Detection	SW846 M8330			SW846 M8330			SW846 M8330			SW846 M8330			SW846 M8330			SW846 M8330			UW51			UW51			UW51			UW33			UW33			UW32		
COLLECT DATE	Detection	Frequency	3/16/2004			3/18/2003			3/20/2002			3/22/2001			3/23/2000			4/1/1999			6/30/1998			10/4/1997			12/15/1996			7/15/1994			6/15/1994			8/26/1992		
			Result	RL	Qual	Result	RL	Qual	Result	RL	Qual	Result	RL	Qual	Result	RL	Qual	Result	RL	Qual	Result	RL	Qual	Result	RL	Qual	Result	RL	Qual	Result	RL	Qual	Result	RL	Qual	Result	RL	Qual
EXPLOSIVES (µg/L)																																						
1,3,5-Trinitrobenzene	1.3	7 / 50	<	0.19	U	<	0.2	U	<	0.40	U	0.38	0.8	J	<	0.8	U	0.26	0.8	J	<	1.00	U	0.721	0.125		1.3	0.125		0.597	NRL		0.513	NRL		<	0.449	U
1,3-Dinitrobenzene	-	0 / 40	<	0.19	U	<	0.2	U	<	0.27	U	<	0.8	U	<	0.8	U	<	0.8	U	<	0.500	U	<	0.989	U	<	0.989	U	<	0.549	U	<	0.549	U	<	0.611	U
2,4,6-Trinitrotoluene	323	42 / 50	1.2	0.19		2.4	0.2		7.6	0.34		6.9	0.8		8	1.5		10	0.8		14.4	1.00		23.4	0.29		18	0.29		11.0	NRL		7.23	NRL		2.69	NRL	
2,4-Dinitrotoluene	0.563	2 / 50	<	0.36	U	<	0.38	U	<	0.27	U	<	0.8	U	<	1.1	U	<	0.8	U	<	0.500	U	0.563	0.233		0.26	0.233		<	0.26	U	<	0.26	U	<	0.064	U
2,6-Dinitrotoluene	-	0 / 50	<	0.36	U	<	0.38	U	<	1.0	U	<	0.8	U	<	1.1	U	<	0.8	U	<	0.500	U	<	0.2	U	<	0.2	U	<	0.26	U	<	0.26	U	<	0.074	U
2-Amino-4,6-dinitrotoluene	11.1	28 / 31	6.7	0.36		2.1	0.38		1.8	0.42		1.5	0.8		6.6	1		11	0.8		6.71	0.500		11.1	0.173		6.5	0.173		5.60	NRL		5.41	NRL		1.72	NRL	
2-Nitrotoluene	0.34 J	1 / 27	<	0.36	U	<	0.38	U	<	0.82	U	0.34	0.8	J	<	1.1	U	<	0.8	U	<	1.00	U	<	0.319	U	<	0.319	U		NA			NA			NA		
3-Nitrotoluene	-	0 / 27	<	0.36	U	<	0.38	U	<	0.52	U	<	0.8	U	<	1.1	U	<	0.8	U	<	1.00	U	<	0.514	U	<	0.514	U		NA			NA			NA		
4-Amino-2,6-dinitrotoluene	14	24 / 28	6.1	0.36		4.8	0.38		2.5	0.71		0.96	0.8		6.9	1		14	0.8		8.32	1.00	J	10.4	0.309		12	0.309			NA		<	0.704	U		NA	
4-Nitrotoluene	-	0 / 27	<	0.58	U	<	0.62	U	<	1.7	U	<	0.8	U	<	1.1	U	<	0.8	U	<	1.00	U	<	0.368	U	<	0.368	U		NA			NA			NA		
HMX	8.62	24 / 35	2.5	0.46		1.9	0.48		0.67	1.1	J	<	1	U	3	0.8		5.9	0.8		4.47	0.500		4.66	0.16		6.5	0.16		8.62	NRL		8.18	NRL		6.13	NRL	
MNX	3.9 J	2 / 19	0.11	0.19	J		NA			NA			NA			NA			NA			NA			NA			NA			NA			NA			NA	
Nitrobenzene	-	0 / 40	<	0.19	U	<	0.2	U	<	0.47	U	<	0.8	U	<	0.8	U	<	0.8	U	<	0.500	U	<	0.231	U	<	0.231	U	<	0.817	U	<	0.817	U	<	0.645	U
RDX	180	41 / 50	6.4	0.19		7.8	0.2		5.4	0.67		1.2	0.8		9.3	0.8		16	4		13.2	1.00		14.2	0.558		21.1	0.558		27.0	NRL		32.0	NRL		20.3	NRL	
Tetryl	-	0 / 32	<	0.36	U	<	0.38	U	<	1.1	U	<	0.8	U	<	1.3	U	<	0.8	U	<	0.500	U	<	0.253	U	<	0.253	U	<	1.18	U	<	12	U		NA	

Notes:
< = less than reporting limit
µg/L = micrograms per liter
HMX = octahydro-1,3,5,7-tetranitro-1,3,5,7-tetrazocine
ID = identification number
J = estimated
LOQ = limit of quantifications
MNX = mono-nitroso-RDX
NA = not analyzed
NRL = no reporting limit
Qual = qualifier
RDX = hexahydro-1,3,5-trinitro-1,3,5-triazine
RL = reporting limit
U = nondetect

TABLE E.1.1-14
CORNHUSKER ARMY AMMUNITION PLANT
WELL G0024-EXPLOSIVES

FIELD ID			G0024			G0024			G0024			G0024			G0024			G0024			G0024			G0024			G0024			G0024			G0024			G0024		
METHOD	Maximum	Detection	UW25			UW14			UW14			UW01			UW01			UW01			UW01			UW01			D1			D1			D1					
COLLECT DATE	Detection	Frequency	5/29/1991			10/16/1990			4/24/1990			5/15/1989			11/8/1988			7/26/1988			1/25/1988			4/15/1987			9/24/1986			3/12/1986			12/11/1985			9/11/1985		
			Result	RL	Qual	Result	RL	Qual	Result	RL	Qual	Result	RL	Qual	Result	RL	Qual	Result	RL	Qual	Result	RL	Qual	Result	RL	Qual	Result	RL	Qual	Result	RL	Qual	Result	RL	Qual	Result	RL	Qual
EXPLOSIVES (µg/L)																																						
1,3,5-Trinitrobenzene	1.3	7 / 50	<	0.21	U	<	0.626	U	<	0.626	U	<	0.56	U	<	0.56	U	<	0.56	U	<	0.56	U	<	0.56	U	<	0.56	U	<	1.4	U	<	1.4	U	<	1.4	U
1,3-Dinitrobenzene	-	0 / 40	<	0.458	U	<	0.519	U	<	0.519	U	<	0.61	U	<	0.61	U		NA			NA			NA			NA			NA			NA			NA		
2,4,6-Trinitrotoluene	323	42 / 50	3.27	NRL		<	0.588	U	4.69	NRL		10.3	NRL		9.82	NRL		<	0.78	U	27.0	NRL		<	0.78	U	13.5	NRL		19.6	NRL		14.0	NRL		5.01	NRL	
2,4-Dinitrotoluene	0.563	2 / 50	<	0.397	U	<	0.612	U	<	0.612	U	<	0.6	U	<	0.6	U	<	0.6	U	<	0.6	U	<	0.6	U	<	0.6	U	<	0.56	U	<	0.56	U	<	0.56	U
2,6-Dinitrotoluene	-	0 / 50	<	0.6	U	<	1.15	U	<	1.15	U	<	0.55	U	<	0.55	U	<	0.55	U	<	0.55	U	<	0.55	U	<	0.55	U	<	1.2	U	<	1.2	U	<	1.2	U
2-Amino-4,6-dinitrotoluene	11.1	28 / 31	<	0.8	U		NA			NA			NA			NA			NA			NA			NA			NA			NA			NA			NA	
2-Nitrotoluene	0.34 J	1 / 27		NA			NA			NA			NA			NA			NA			NA			NA			NA			NA			NA			NA	
3-Nitrotoluene	-	0 / 27		NA			NA			NA			NA			NA			NA			NA			NA			NA			NA			NA			NA	
4-Amino-2,6-dinitrotoluene	14	24 / 28		NA			NA			NA			NA			NA			NA			NA			NA			NA			NA			NA			NA	
4-Nitrotoluene	-	0 / 27		NA			NA			NA			NA			NA			NA			NA			NA			NA			NA			NA			NA	
HMX	8.62	24 / 35	<	0.533	U	<	1.65	U	1.78	NRL		5.19	NRL		2.66	NRL			NA			NA			NA			NA			NA			NA			NA	
MNX	3.9 J	2 / 19		NA			NA			NA			NA			NA			NA			NA			NA			NA			NA			NA			NA	
Nitrobenzene	-	0 / 40	<	0.682	U	<	1.07	U	<	1.07	U	<	1.13	U	<	1.13	U		NA			NA			NA			NA			NA			NA			NA	
RDX	180	41 / 50	0.985	NRL		<	2.11	U	11.9	NRL		37.8	NRL		18	NRL		1.36	NRL		34.7	NRL		0.89	NRL		16.9	NRL		50.0	NRL		48.6	NRL		14.1	NRL	
Tetryl	-	0 / 32	<	0.631	U	<	0.556	U	<	0.556	U		NA			NA			NA			NA			NA			NA			NA			NA			NA	

Notes:
< = less than reporting limit
µg/L = micrograms per liter
HMX = octahydro-1,3,5,7-tetranitro-1,3,5,7-tetrazocine
ID = identification number
J = estimated
LOQ = limit of quantifications
MNX = mono-nitroso-RDX
NA = not analyzed
NRL = no reporting limit
Qual = qualifier
RDX = hexahydro-1,3,5-trinitro-1,3,5-triazine
RL = reporting limit
U = nondetect

TABLE E.1.1-14
CORNHUSKER ARMY AMMUNITION PLANT
WELL G0024-EXPLOSIVES

FIELD ID			G0024			G0024			G0024			G0024			G0024			G0024			G0024			G0024			G0024			G0024			G0024			G0024		
METHOD	Maximum	Detection	D1			3S			D1			3S			D1			3S			6N			3S			6N			3S			6N			3S		
COLLECT DATE	Detection	Frequency	6/19/1985			12/4/1984			12/4/1984			9/19/1984			9/19/1984			6/15/1984			6/15/1984			2/10/1984			2/10/1984			11/2/1983			11/2/1983			1/15/1983		
			Result	RL	Qual	Result	RL	Qual	Result	RL	Qual	Result	RL	Qual	Result	RL	Qual	Result	RL	Qual	Result	RL	Qual	Result	RL	Qual	Result	RL	Qual	Result	RL	Qual	Result	RL	Qual	Result	RL	Qual
EXPLOSIVES (µg/L)																																						
1,3,5-Trinitrobenzene	1.3	7 / 50	<	1.4	U		NA		<	1.4	U		NA		<	0.5	U		NA		<	1.08	U		NA		<	1.08	U		NA		<	3.5	U		NA	
1,3-Dinitrobenzene	-	0 / 40		NA			NA			NA			NA			NA			NA		<	1.24	U		NA		<	1.24	U		NA		<	3.9	U		NA	
2,4,6-Trinitrotoluene	323	42 / 50	15.0	NRL			NA		13.1	NRL			NA		<	0.9	U		NA		<	1.08	U		NA		2.10	NRL			NA		11.7	NRL			NA	
2,4-Dinitrotoluene	0.563	2 / 50	<	0.6	U		NA		<	1.2	U		NA		<	0.6	U		NA		<	0.62	U		NA		<	0.62	U		NA		<	1.9	U		NA	
2,6-Dinitrotoluene	-	0 / 50	<	1.2	U		NA		<	1.2	U		NA		<	0.6	U		NA		<	1.58	U		NA		<	1.58	U		NA		<	4.2	U		NA	
2-Amino-4,6-dinitrotoluene	11.1	28 / 31		NA			NA			NA			NA			NA			NA			NA			NA			NA			NA			NA			NA	
2-Nitrotoluene	0.34 J	1 / 27		NA			NA			NA			NA			NA			NA			NA			NA			NA			NA			NA			NA	
3-Nitrotoluene	-	0 / 27		NA			NA			NA			NA			NA			NA			NA			NA			NA			NA			NA			NA	
4-Amino-2,6-dinitrotoluene	14	24 / 28		NA			NA			NA			NA			NA			NA			NA			NA			NA			NA			NA			NA	
4-Nitrotoluene	-	0 / 27		NA			NA			NA			NA			NA			NA			NA			NA			NA			NA			NA			NA	
HMX	8.62	24 / 35		NA			NA			NA			NA			NA			NA			NA			NA			NA			NA			NA			NA	
MNX	3.9 J	2 / 19		NA			NA			NA			NA			NA			NA			NA			NA			NA			NA			NA			NA	
Nitrobenzene	-	0 / 40		NA			NA			NA			NA			NA			NA		<	1.36	U		NA		<	1.36	U		NA		<	4.8	U		NA	
RDX	180	41 / 50	41.2	NRL		<	9	U		NA		80.1	NRL			NA		54.8	NRL			NA		<	10	U		NA		171	NRL			NA		180	NRL	
Tetryl	-	0 / 32		NA			NA			NA			NA			NA			NA			NA			NA			NA			NA			NA			NA	

Notes:
< = less than reporting limit
µg/L = micrograms per liter
HMX = octahydro-1,3,5,7-tetranitro-1,3,5,7-tetrazocine
ID = identification number
J = estimated
LOQ = limit of quantifications
MNX = mono-nitroso-RDX
NA = not analyzed
NRL = no reporting limit
Qual = qualifier
RDX = hexahydro-1,3,5-trinitro-1,3,5-triazine
RL = reporting limit
U = nondetect

TABLE E.1.1-14
CORNHUSKER ARMY AMMUNITION PLANT
WELL G0024-EXPLOSIVES

FIELD ID			G0024			G0024			G0024		
METHOD	Maximum	Detection	6N			3S			6N		
COLLECT DATE	Detection	Frequency	1/15/1983			1/6/1982			1/6/1982		
			Result	RL	Qual	Result	RL	Qual	Result	RL	Qual
EXPLOSIVES (µg/L)											
1,3,5-Trinitrobenzene	1.3	7 / 50	<	1.9	U		NA		<	1.9	U
1,3-Dinitrobenzene	-	0 / 40	<	2.2	U		NA		<	2.2	U
2,4,6-Trinitrotoluene	323	42 / 50	16.0	NRL			NA		323	NRL	
2,4-Dinitrotoluene	0.563	2 / 50	<	0.9	U		NA		<	0.9	U
2,6-Dinitrotoluene	-	0 / 50	<	0.68	U		NA		<	0.68	U
2-Amino-4,6-dinitrotoluene	11.1	28 / 31		NA			NA			NA	
2-Nitrotoluene	0.34 J	1 / 27		NA			NA			NA	
3-Nitrotoluene	-	0 / 27		NA			NA			NA	
4-Amino-2,6-dinitrotoluene	14	24 / 28		NA			NA			NA	
4-Nitrotoluene	-	0 / 27		NA			NA			NA	
HMX	8.62	24 / 35		NA			NA			NA	
MNX	3.9 J	2 / 19		NA			NA			NA	
Nitrobenzene	-	0 / 40	<	2.1	U		NA		<	2.1	U
RDX	180	41 / 50		NA		150	NRL			NA	
Tetryl	-	0 / 32		NA			NA			NA	

Notes:
< = less than reporting limit
µg/L = micrograms per liter
HMX = octahydro-1,3,5,7-tetranitro-1,3,5,7-tetrazocine
ID = identification number
J = estimated
LOQ = limit of quantifications
MNX = mono-nitroso-RDX
NA = not analyzed
NRL = no reporting limit
Qual = qualifier
RDX = hexahydro-1,3,5-trinitro-1,3,5-triazine
RL = reporting limit
U = nondetect

TABLE E.1.1-15
CORNHUSKER ARMY AMMUNITION PLANT
WELL G0025-EXPLOSIVES

FIELD ID			G0025			G0025			G0025			G0025			G0025			G0025			G0025			G0025			G0025			G0025			G0025			G0025		
METHOD	Maximum	Detection	SW846 M8330			SW846 M8330			SW846 M8330			SW846 M8330			SW846 M8330			SW846 M8330			SW846 M8330			SW846 M8330			SW846 M8330			SW846 M8330			SW846 M8330			SW846 M8330		
COLLECT DATE	Detection	Frequency	None			3/11/2013			3/5/2012			None			3/12/2007			3/13/2006			3/15/2005			3/15/2004			3/17/2003			3/20/2002			3/21/2001			3/16/2000		
			Result	RL	Qual	Result	RL	Qual	Result	RL	Qual	Result	RL	Qual	Result	RL	Qual	Result	RL	Qual	Result	RL	Qual	Result	RL	Qual	Result	RL	Qual	Result	RL	Qual	Result	RL	Qual	Result	RL	Qual
EXPLOSIVES (µg/L)																																						
1,3,5-Trinitrobenzene	-	0 / 14				<	0.8	U	<	0.8	U				<	0.51	U	<	0.48	U	<	0.48	U	<	0.24	U	<	0.16	U	<	0.38	U	<	0.8	U	<	0.8	U
1,3-Dinitrobenzene	-	0 / 14				<	0.8	U	<	0.8	U				<	0.51	U	<	0.48	U	<	0.48	U	<	0.24	U	<	0.16	U	<	0.25	U	<	0.8	U	<	0.8	U
2,4,6-Trinitrotoluene	-	0 / 14				<	0.8	U	<	0.8	U				<	0.51	U	<	0.48	U	<	0.48	U	<	0.24	U	<	0.16	U	<	0.32	U	<	0.8	U	<	1.5	U
2,4-Dinitrotoluene	-	0 / 14				<	0.8	U	<	0.8	U				<	0.51	U	<	0.48	U	<	0.48	U	<	0.46	U	<	0.31	U	<	0.25	U	<	0.8	U	<	1.1	U
2,6-Dinitrotoluene	-	0 / 14	**Abandoned**			<	0.8	U	<	0.8	U	**Not Sampled**			<	0.51	U	<	0.48	U	<	0.48	U	<	0.46	U	<	0.31	U	<	0.98	U	<	0.8	U	<	1.1	U
2-Amino-4,6-dinitrotoluene	0.709	7 / 13	**2013**			<	0.8	U	0.16	0.8	J	**in 2008, 2009, 2010, 2011**			<	0.51	U	<	0.48	U	<	0.48	U	0.3	0.46	J	0.35	0.31		0.36	0.40	J	0.2	0.8	J	<	1	U
2-Nitrotoluene	-	0 / 12				<	0.8	U	<	0.8	U				<	0.51	U	<	0.48	U	<	0.48	U	<	0.46	U	<	0.31	U	<	0.78	U	<	0.8	U	<	1.1	U
3-Nitrotoluene	-	0 / 12				<	0.8	U	<	0.8	U				<	0.51	U	<	0.48	U	<	0.48	U	<	0.46	U	<	0.31	U	<	0.49	U	<	0.8	U	<	1.1	U
4-Amino-2,6-dinitrotoluene	0.23 J	1 / 12				<	1.4	U	<	1.4	U				<	0.51	U	<	0.48	U	<	0.48	U	0.23	0.46	J	<	0.31	U	<	0.67	U	<	0.8	U	<	1	U
4-Nitrotoluene	-	0 / 12				<	0.8	U	<	0.8	U				<	0.51	U	<	0.48	U	<	0.48	U	<	0.75	U	<	0.5	U	<	1.6	U	<	0.8	U	<	1.1	U
HMX	-	0 / 13				<	0.8	U	<	0.8	U				<	0.51	U	<	0.48	U	<	0.48	U	<	0.58	U	<	0.39	U	<	1.1	U	<	1	U	<	0.8	U
MNX	-	0 / 6				<	0.8	U	<	0.8	U				<	0.51	U	<	0.48	U	<	0.48	U	<	0.24	U		NA			NA			NA			NA	
Nitrobenzene	-	0 / 14				<	0.8	U	<	0.8	U				<	0.51	U	<	0.48	U	<	0.48	U	<	0.24	U	<	0.16	U	<	0.44	U	<	0.8	U	<	0.8	U
RDX	-	0 / 14				<	0.8	U	<	0.8	U				<	0.51	U	<	0.48	U	<	0.48	U	<	0.24	U	<	0.16	U	<	0.63	U	<	0.8	U	<	0.8	U
Tetryl	-	0 / 12				<	1.6	U	<	0.8	U				<	0.51	U	<	0.48	U	<	0.48	U	<	0.46	U	<	0.31	U	<	1.0	U	<	0.8	U	<	1.3	U

Notes:
< = less than reporting limit
µg/L = micrograms per liter
HMX = octahydro-1,3,5,7-tetranitro-1,3,5,7-tetrazocine
ID = identification number
J = estimated
LOQ = limit of quantifications
MNX = mono-nitroso-RDX
NA = not analyzed
NRL = no reporting limit
Qual = qualifier
RDX = hexahydro-1,3,5-trinitro-1,3,5-triazine
RL = reporting limit
U = nondetect

TABLE E.1.1-15
CORNHUSKER ARMY AMMUNITION PLANT
WELL G0025-EXPLOSIVES

FIELD ID			G0025			G0025			G0025			G0025		
METHOD	Maximum	Detection	SW846 M8330			UW51			UW32			6N		
COLLECT DATE	Detection	Frequency	3/30/1999			6/26/1998			8/19/1992			1/6/1982		
			Result	RL	Qual	Result	RL	Qual	Result	RL	Qual	Result	RL	Qual
EXPLOSIVES (µg/L)														
1,3,5-Trinitrobenzene	-	0 / 14	<	0.8	U	<	1.00	U	<	0.449	U	<	1.9	U
1,3-Dinitrobenzene	-	0 / 14	<	0.8	U	<	0.500	U	<	0.611	U	<	2.2	U
2,4,6-Trinitrotoluene	-	0 / 14	<	0.8	U	<	1.00	U	<	0.635	U	<	1.2	U
2,4-Dinitrotoluene	-	0 / 14	<	0.8	U	<	0.500	U	<	0.064	U	<	0.9	U
2,6-Dinitrotoluene	-	0 / 14	<	0.8	U	<	0.500	U	<	0.074	U	<	0.68	U
2-Amino-4,6-dinitrotoluene	0.709	7 / 13	0.281	0.8	J	<	0.500	U	0.709	NRL			NA	
2-Nitrotoluene	-	0 / 12	<	0.8	U	<	1.00	U		NA			NA	
3-Nitrotoluene	-	0 / 12	<	0.8	U	<	1.00	U		NA			NA	
4-Amino-2,6-dinitrotoluene	0.23 J	1 / 12	<	0.8	U	<	1.00	U		NA			NA	
4-Nitrotoluene	-	0 / 12	<	0.8	U	<	1.00	U		NA			NA	
HMX	-	0 / 13	<	0.8	U	<	0.500	U	<	1.210	U		NA	
MNX	-	0 / 6		NA			NA			NA			NA	
Nitrobenzene	-	0 / 14	<	0.8	U	<	0.500	U	<	0.645	U	<	2.1	U
RDX	-	0 / 14	<	0.8	U	<	1.00	U	<	1.170	U	<	9.6	U
Tetryl	-	0 / 12	<	0.8	U	<	0.500	U		NA			NA	

Notes:
< = less than reporting limit
µg/L = micrograms per liter
HMX = octahydro-1,3,5,7-tetranitro-1,3,5,7-tetrazocine
ID = identification number
J = estimated
LOQ = limit of quantifications
MNX = mono-nitroso-RDX
NA = not analyzed
NRL = no reporting limit
Qual = qualifier
RDX = hexahydro-1,3,5-trinitro-1,3,5-triazine
RL = reporting limit
U = nondetect

TABLE E.1.1-16
CORNHUSKER ARMY AMMUNITION PLANT
WELL G0026-EXPLOSIVES

FIELD ID			G0026			G0026			G0026			G0026			G0026			G0026			G0026			G0026			G0026			G0026			G0026			G0026		
METHOD	Maximum	Detection	SW846 M8330			SW846 M8330			SW846 M8330			SW846 M8330			SW846 M8330			SW846 M8330			SW846 M8330			SW846 M8330			SW846 M8330			SW846 M8330			SW846 M8330		
COLLECT DATE	Detection	Frequency	None			3/2/2010			3/9/2009			3/13/2008			3/13/2007			3/27/2006			3/22/2005			3/23/2004			3/21/2003			3/22/2002			3/28/2001			3/13/2000		
			Result	RL	Qual	Result	RL	Qual	Result	RL	Qual	Result	RL	Qual	Result	RL	Qual	Result	RL	Qual	Result	RL	Qual	Result	RL	Qual	Result	RL	Qual	Result	RL	Qual	Result	RL	Qual	Result	RL	Qual
EXPLOSIVES (µg/L)																																						
1,3,5-Trinitrobenzene	-	0 / 18				<	1	U	<	0.48	U	<	0.48	U	<	0.50	U	<	0.48	U	<	0.48	U	<	0.24	U	<	0.27	U	<	0.44	U	<	0.8	U	<	0.8	U
1,3-Dinitrobenzene	-	0 / 18				<	0.4	U	<	0.48	U	<	0.48	U	<	0.50	U	<	0.48	U	<	0.48	U	<	0.24	U	<	0.27	U	<	0.29	U	<	0.8	U	<	0.8	U
2,4,6-Trinitrotoluene	-	0 / 18				<	0.4	U	<	0.48	U	<	0.48	U	<	0.50	U	<	0.48	U	<	0.48	U	<	0.24	U	<	0.27	U	<	0.37	U	<	0.8	U	<	1.5	U
2,4-Dinitrotoluene	-	0 / 18				<	0.4	U	<	0.48	U	<	0.48	U	<	0.50	U	<	0.48	U	<	0.48	U	<	0.46	U	<	0.52	U	<	0.29	U	<	0.8	U	<	1.1	U
2,6-Dinitrotoluene	-	0 / 18	**Abandoned**			<	0.2	U	<	0.48	U	<	0.48	U	<	0.50	U	<	0.48	U	<	0.48	U	<	0.46	U	<	0.52	U	<	1.1	U	<	0.8	U	<	1.1	U
2-Amino-4,6-dinitrotoluene	-	0 / 17	**2010**			<	0.2	U	<	0.48	U	<	0.48	U	<	0.50	U	<	0.48	U	<	0.48	U	<	0.46	U	<	0.52	U	<	0.46	U	<	0.8	U	<	1	U
2-Nitrotoluene	-	0 / 14				<	0.4	U	<	0.48	U	<	0.48	U	<	0.50	U	<	0.48	U	<	0.48	U	<	0.46	U	<	0.52	U	<	0.90	U	<	0.8	U	<	1.1	U
3-Nitrotoluene	-	0 / 14				<	0.4	U	<	0.48	U	<	0.48	U	<	0.50	U	<	0.48	U	<	0.48	U	<	0.46	U	<	0.52	U	<	0.57	U	<	0.8	U	<	1.1	U
4-Amino-2,6-dinitrotoluene	-	0 / 14				<	0.2	U	<	0.48	U	<	0.48	U	<	0.50	U	<	0.48	U	<	0.48	U	<	0.46	U	<	0.52	U	<	0.77	U	<	0.8	U	<	1	U
4-Nitrotoluene	-	0 / 14				<	1	U	<	0.48	U	<	0.48	U	<	0.50	U	<	0.48	U	<	0.48	U	<	0.75	U	<	0.83	U	<	1.8	U	<	0.8	U	<	1.1	U
HMX	-	0 / 17				<	0.4	U	<	0.48	U	<	0.48	U	<	0.50	U	<	0.48	U	<	0.48	U	<	0.58	U	<	0.65	U	<	1.2	U	<	1	U	<	0.8	U
MNX	-	0 / 7				<	2	U	<	0.48	U	<	0.48	U	<	0.50	U	<	0.48	U	<	0.48	U	<	0.24	U		NA			NA			NA			NA	
Nitrobenzene	-	0 / 18				<	0.4	U	<	0.48	U	<	0.48	U	<	0.50	U	<	0.48	U	<	0.48	U	<	0.24	U	<	0.27	U	<	0.51	U	<	0.8	U	<	0.8	U
RDX	-	0 / 18				<	0.2	U	<	0.48	U	<	0.48	U	<	0.50	U	<	0.48	U	<	0.48	U	<	0.24	U	<	0.27	U	<	0.73	U	<	0.8	U	<	0.8	U
Tetryl	-	0 / 16				<	0.24	U	<	0.48	U	<	0.48	U	<	0.50	U	<	0.48	U	<	0.48	U	<	0.46	U	<	0.52	U	<	1.2	U	<	0.8	U	<	1.3	U

Notes:
< = less than reporting limit
µg/L = micrograms per liter
HMX = octahydro-1,3,5,7-tetranitro-1,3,5,7-tetrazocine
ID = identification number
J = estimated
LOQ = limit of quantifications
MNX = mono-nitroso-RDX
NA = not analyzed
NRL = no reporting limit
Qual = qualifier
RDX = hexahydro-1,3,5-trinitro-1,3,5-triazine
RL = reporting limit
U = nondetect

TABLE E.1.1-16
CORNHUSKER ARMY AMMUNITION PLANT
WELL G0026-EXPLOSIVES

FIELD ID			G0026			G0026			G0026			G0026			G0026			G0026			G0026			G0026		
METHOD	Maximum	Detection	SW846 M8330			UW51			UW51			UW33			UW33			UW32			6N					
COLLECT DATE	Detection	Frequency	3/29/1999			6/24/1998			10/4/1997			7/13/1994			6/20/1994			8/25/1992			1/8/1982					
			Result	RL	Qual	Result	RL	Qual	Result	RL	Qual	Result	RL	Qual	Result	RL	Qual	Result	RL	Qual	Result	RL	Qual			
EXPLOSIVES (µg/L)																										
1,3,5-Trinitrobenzene	-	0 / 18	<	0.8	U	<	1.00	U	<	0.125	U	<	0.425	U	<	0.425	U	<	0.449	U	<	1.9	U			
1,3-Dinitrobenzene	-	0 / 18	<	0.8	U	<	0.500	U	<	0.989	U	<	0.549	U	<	0.549	U	<	0.611	U	<	2.2	U			
2,4,6-Trinitrotoluene	-	0 / 18	<	0.8	U	<	1.00	U	<	0.29	U	<	0.451	U	<	0.451	U	<	0.635	U	<	1.2	U			
2,4-Dinitrotoluene	-	0 / 18	<	0.8	U	<	0.500	U	<	0.233	U	<	0.26	U	<	0.26	U	<	0.064	U	<	0.9	U			
2,6-Dinitrotoluene	-	0 / 18	<	0.8	U	<	0.500	U	<	0.2	U	<	0.26	U	<	0.26	U	<	0.074	U	<	0.68	U			
2-Amino-4,6-dinitrotoluene	-	0 / 17	<	0.8	U	<	0.500	U	<	0.173	U	<	0.244	U	<	0.244	U	<	0.158	U		NA				
2-Nitrotoluene	-	0 / 14	<	0.8	U	<	1.00	U	<	0.319	U		NA			NA			NA			NA				
3-Nitrotoluene	-	0 / 14	<	0.8	U	<	1.00	U	<	0.514	U		NA			NA			NA			NA				
4-Amino-2,6-dinitrotoluene	-	0 / 14	<	0.8	U	<	1.00	U	<	0.309	U		NA			NA			NA			NA				
4-Nitrotoluene	-	0 / 14	<	0.8	U	<	1.00	U	<	0.368	U		NA			NA			NA			NA				
HMX	-	0 / 17	<	0.8	U	<	0.500	U	<	0.16	U	<	0.563	U	<	0.563	U	<	1.21	U		NA				
MNX	-	0 / 7		NA			NA			NA			NA			NA			NA			NA				
Nitrobenzene	-	0 / 18	<	0.8	U	<	0.500	U	<	0.231	U	<	0.817	U	<	0.817	U	<	0.645	U	<	2.1	U			
RDX	-	0 / 18	<	0.8	U	<	1.00	U	<	0.558	U	<	0.412	U	<	0.412	U	<	1.17	U	<	9.6	U			
Tetryl	-	0 / 16	<	0.8	U	<	0.500	U	<	0.253	U	<	1.18	U	<	1.18	U		NA			NA				

Notes:
< = less than reporting limit
µg/L = micrograms per liter
HMX = octahydro-1,3,5,7-tetranitro-1,3,5,7-tetrazocine
ID = identification number
J = estimated
LOQ = limit of quantifications
MNX = mono-nitroso-RDX
NA = not analyzed
NRL = no reporting limit
Qual = qualifier
RDX = hexahydro-1,3,5-trinitro-1,3,5-triazine
RL = reporting limit
U = nondetect

TABLE E.1.1-17
CORNHUSKER ARMY AMMUNITION PLANT
WELL G0027-EXPLOSIVES

FIELD ID			G0027			G0027			G0027			G0027			G0027			G0027			G0027			G0027			G0027			G0027			G0027			G0027		
METHOD	Maximum	Detection	SW846 M8330			SW846 M8330			SW846 M8330			SW846 M8330			SW846 M8330			SW846 M8330			SW846 M8330			SW846 M8330			SW846 M8330			SW846 M8330			SW846 M8330			SW846 M8330		
COLLECT DATE	Detection	Frequency	None			3/2/2010			3/9/2009			3/13/2008			3/13/2007			3/27/2006			3/22/2005			3/23/2004			3/21/2003			3/22/2002			3/28/2001			3/13/2000		
			Result	RL	Qual	Result	RL	Qual	Result	RL	Qual	Result	RL	Qual	Result	RL	Qual	Result	RL	Qual	Result	RL	Qual	Result	RL	Qual	Result	RL	Qual	Result	RL	Qual	Result	RL	Qual	Result	RL	Qual
EXPLOSIVES (µg/L)																																						
1,3,5-Trinitrobenzene	-	0 / 17				<	1	U	<	0.48	U	<	0.48	U	<	0.50	U	<	0.48	U	<	0.48	U	<	0.17	U	<	0.25	U	<	0.44	U	<	0.8	U	<	0.8	U
1,3-Dinitrobenzene	-	0 / 17				<	0.4	U	<	0.48	U	<	0.48	U	<	0.50	U	<	0.48	U	<	0.48	U	<	0.17	U	<	0.25	U	<	0.30	U	<	0.8	U	<	0.8	U
2,4,6-Trinitrotoluene	-	0 / 17				<	0.4	U	<	0.48	U	<	0.48	U	<	0.50	U	<	0.48	U	<	0.48	U	<	0.17	U	<	0.25	U	<	0.37	U	<	0.8	U	<	1.5	U
2,4-Dinitrotoluene	-	0 / 17				<	0.4	U	<	0.48	U	<	0.48	U	<	0.50	U	<	0.48	U	<	0.48	U	<	0.33	U	<	0.48	U	<	0.30	U	<	0.8	U	<	1.1	U
2,6-Dinitrotoluene	-	0 / 17	**Abandoned**			<	0.2	U	<	0.48	U	<	0.48	U	<	0.50	U	<	0.48	U	<	0.48	U	<	0.33	U	<	0.48	U	<	1.1	U	<	0.8	U	<	1.1	U
2-Amino-4,6-dinitrotoluene	-	0 / 16	**2010**			<	0.2	U	<	0.48	U	<	0.48	U	<	0.50	U	<	0.48	U	<	0.48	U	<	0.33	U	<	0.48	U	<	0.46	U	<	0.8	U	<	1	U
2-Nitrotoluene	-	0 / 13				<	0.4	U	<	0.48	U	<	0.48	U	<	0.50	U	<	0.48	U	<	0.48	U	<	0.33	U	<	0.48	U	<	0.91	U	<	0.8	U	<	1.1	U
3-Nitrotoluene	-	0 / 13				<	0.4	U	<	0.48	U	<	0.48	U	<	0.50	U	<	0.48	U	<	0.48	U	<	0.33	U	<	0.48	U	<	0.57	U	<	0.8	U	<	1.1	U
4-Amino-2,6-dinitrotoluene	-	0 / 13				<	0.2	U	<	0.48	U	<	0.48	U	<	0.50	U	<	0.48	U	<	0.48	U	<	0.33	U	<	0.48	U	<	0.78	U	<	0.8	U	<	1	U
4-Nitrotoluene	-	0 / 13				<	1	U	<	0.48	U	<	0.48	U	<	0.50	U	<	0.48	U	<	0.48	U	<	0.53	U	<	0.77	U	<	1.9	U	<	0.8	U	<	1.1	U
HMX	-	0 / 16				<	0.4	U	<	0.48	U	<	0.48	U	<	0.50	U	<	0.48	U	<	0.48	U	<	0.41	U	<	0.6	U	<	1.3	U	<	1	U	<	0.8	U
MNX	-	0 / 7				<	2	U	<	0.48	U	<	0.48	U	<	0.50	U	<	0.48	U	<	0.48	U	<	0.17	U		NA			NA			NA			NA		
Nitrobenzene	-	0 / 17				<	0.4	U	<	0.48	U	<	0.48	U	<	0.50	U	<	0.48	U	<	0.48	U	<	0.17	U	<	0.25	U	<	0.52	U	<	0.8	U	<	0.8	U
RDX	-	0 / 17				<	0.2	U	<	0.48	U	<	0.48	U	<	0.50	U	<	0.48	U	<	0.48	U	<	0.17	U	<	0.25	U	<	0.74	U	<	0.8	U	<	0.8	U
Tetryl	-	0 / 15				<	0.24	U	<	0.48	U	<	0.48	U	<	0.50	U	<	0.48	U	<	0.48	U	<	0.33	U	<	0.48	U	<	1.2	U	<	0.8	U	<	1.3	U

Notes:
< = less than reporting limit
µg/L = micrograms per liter
HMX = octahydro-1,3,5,7-tetranitro-1,3,5,7-tetrazocine
ID = identification number
J = estimated
LOQ = limit of quantifications
MNX = mono-nitroso-RDX
NA = not analyzed
NRL = no reporting limit
Qual = qualifier
RDX = hexahydro-1,3,5-trinitro-1,3,5-triazine
RL = reporting limit
U = nondetect

TABLE E.1.1-17
CORNHUSKER ARMY AMMUNITION PLANT
WELL G0027-EXPLOSIVES

FIELD ID			G0027			G0027			G0027			G0027			G0027			G0027			G0027		
METHOD	Maximum	Detection	SW846 M8330			UW51			UW33			UW33			UW32			6N					
COLLECT DATE	Detection	Frequency	3/29/1999			6/24/1998			7/13/1994			6/21/1994			8/25/1992			1/8/1982					
			Result	RL	Qual	Result	RL	Qual	Result	RL	Qual	Result	RL	Qual	Result	RL	Qual	Result	RL	Qual			
EXPLOSIVES (µg/L)																							
1,3,5-Trinitrobenzene	-	0 / 17	<	0.8	U	<	1.00	UJ	<	0.425	U	<	0.425	U	<	0.449	U	<	1.9	U			
1,3-Dinitrobenzene	-	0 / 17	<	0.8	U	<	0.500	UJ	<	0.549	U	<	0.549	U	<	0.611	U	<	2.2	U			
2,4,6-Trinitrotoluene	-	0 / 17	<	0.8	U	<	1.00	UJ	<	0.451	U	<	0.451	U	<	0.635	U	<	1.2	U			
2,4-Dinitrotoluene	-	0 / 17	<	0.8	U	<	0.500	UJ	<	0.26	U	<	0.26	U	<	0.064	U	<	0.9	U			
2,6-Dinitrotoluene	-	0 / 17	<	0.8	U	<	0.500	UJ	<	0.26	U	<	0.26	U	<	0.074	U	<	0.68	U			
2-Amino-4,6-dinitrotoluene	-	0 / 16	<	0.8	U	<	0.500	UJ	<	0.244	U	<	0.244	U	<	0.158	U		NA				
2-Nitrotoluene	-	0 / 13	<	0.8	U	<	1.00	UJ		NA			NA			NA			NA				
3-Nitrotoluene	-	0 / 13	<	0.8	U	<	1.00	UJ		NA			NA			NA			NA				
4-Amino-2,6-dinitrotoluene	-	0 / 13	<	0.8	U	<	1.00	UJ		NA			NA			NA			NA				
4-Nitrotoluene	-	0 / 13	<	0.8	U	<	1.00	UJ		NA			NA			NA			NA				
HMX	-	0 / 16	<	0.8	U	<	0.500	UJ	<	0.563	U	<	0.563	U	<	1.21	U		NA				
MNX	-	0 / 7		NA			NA			NA			NA			NA			NA				
Nitrobenzene	-	0 / 17	<	0.8	U	<	0.500	UJ	<	0.817	U	<	0.817	U	<	0.645	U	<	2.1	U			
RDX	-	0 / 17	<	0.8	U	<	1.00	UJ	<	0.412	U	<	0.412	U	<	1.17	U	<	9.6	U			
Tetryl	-	0 / 15	<	0.8	U	<	0.500	UJ	<	1.18	U	<	1.18	U		NA			NA				

Notes:
< = less than reporting limit
µg/L = micrograms per liter
HMX = octahydro-1,3,5,7-tetranitro-1,3,5,7-tetrazocine
ID = identification number
J = estimated
LOQ = limit of quantifications
MNX = mono-nitroso-RDX
NA = not analyzed
NRL = no reporting limit
Qual = qualifier
RDX = hexahydro-1,3,5-trinitro-1,3,5-triazine
RL = reporting limit
U = nondetect

TABLE E.1.1-18
CORNHUSKER ARMY AMMUNITION PLANT
WELL G0028-EXPLOSIVES

FIELD ID			G0028			G0028			G0028			G0028			G0028			G0028			G0028			G0028			G0028			G0028			G0028			G0028		
METHOD	Maximum	Detection	SW846 M8330			SW846 M8330			SW846 M8330			SW846 M8330			SW846 M8330			SW846 M8330			SW846 M8330			SW846 M8330			SW846 M8330			SW846 M8330			SW846 M8330			SW846 M8330		
COLLECT DATE	Detection	Frequency	None			None			3/11/2013			3/5/2012			3/7/2011			3/2/2010			3/9/2009			3/13/2008			3/13/2007			3/27/2006			3/22/2005			3/23/2004		
			Result	RL	Qual	Result	RL	Qual	Result	RL	Qual	Result	RL	Qual	Result	RL	Qual	Result	RL	Qual	Result	RL	Qual	Result	RL	Qual	Result	RL	Qual	Result	RL	Qual	Result	RL	Qual	Result	RL	Qual
EXPLOSIVES (µg/L)																																						
1,3,5-Trinitrobenzene	-	0 / 21							<	0.8	U	<	0.8	U	<	0.8	U	<	1	U	<	0.48	U	<	0.48	U	<	0.48	U	<	0.48	U	<	0.48	U	<	0.21	U
1,3-Dinitrobenzene	-	0 / 21							<	0.8	U	<	0.8	U	<	0.8	U	<	0.42	U	<	0.48	U	<	0.48	U	<	0.48	U	<	0.48	U	<	0.48	U	<	0.21	U
2,4,6-Trinitrotoluene	-	0 / 21							<	0.8	U	<	0.8	U	<	0.8	U	<	0.42	U	<	0.48	U	<	0.48	U	<	0.48	U	<	0.48	U	<	0.48	U	<	0.21	U
2,4-Dinitrotoluene	-	0 / 21							<	0.8	U	<	0.8	U	<	0.8	U	<	0.42	U	<	0.48	U	<	0.48	U	<	0.48	U	<	0.48	U	<	0.48	U	<	0.41	U
2,6-Dinitrotoluene	-	0 / 21	**Abandoned**			**Not Sampled**			<	0.8	U	<	0.8	U	<	0.8	U	<	0.21	U	<	0.48	U	<	0.48	U	<	0.48	U	<	0.48	U	<	0.48	U	<	0.41	U
2-Amino-4,6-dinitrotoluene	-	0 / 20	**2016**			**in 2014, 2015, 2016**			<	0.8	U	<	0.8	U	<	0.8	U	<	0.21	U	<	0.48	U	<	0.48	U	<	0.48	U	<	0.48	U	<	0.48	U	<	0.41	U
2-Nitrotoluene	-	0 / 17							<	0.8	U	<	0.8	U	<	0.8	U	<	0.42	U	<	0.48	U	<	0.48	U	<	0.48	U	<	0.48	U	<	0.48	U	<	0.41	U
3-Nitrotoluene	-	0 / 17							<	0.8	U	<	0.8	U	<	0.8	U	<	0.42	U	<	0.48	U	<	0.48	U	<	0.48	U	<	0.48	U	<	0.48	U	<	0.41	U
4-Amino-2,6-dinitrotoluene	-	0 / 17							<	1.4	U	<	1.4	U	<	0.8	U	<	0.21	U	<	0.48	U	<	0.48	U	<	0.48	U	<	0.48	U	<	0.48	U	<	0.41	U
4-Nitrotoluene	-	0 / 17							<	0.8	U	<	0.8	U	<	0.8	U	<	1	U	<	0.48	U	<	0.48	U	<	0.48	U	<	0.48	U	<	0.48	U	<	0.67	U
HMX	0.359	2 / 20							<	0.8	U	<	0.8	U	<	0.8	U	<	0.42	U	<	0.48	U	<	0.48	U	<	0.48	U	<	0.48	U	<	0.48	U	<	0.52	U
MNX	-	0 / 10							<	0.8	U	<	0.8	U	<	0.8	U	<	2.1	U	<	0.48	U	<	0.48	U	<	0.48	U	<	0.48	U	<	0.48	U	<	0.21	U
Nitrobenzene	-	0 / 21							<	0.8	U	<	0.8	U	<	0.8	U	<	0.42	U	<	0.48	U	<	0.48	U	<	0.48	U	<	0.48	U	<	0.48	U	<	0.21	U
RDX	1.59	6 / 21							<	0.8	U	<	0.8	U	<	0.8	U	<	0.21	U	<	0.48	U	<	0.48	U	<	0.48	U	<	0.48	U	<	0.48	U	<	0.21	U
Tetryl	-	0 / 19							<	1.6	U	<	0.8	U	<	0.8	U	<	0.25	U	<	0.48	U	<	0.48	U	<	0.48	U	<	0.48	U	<	0.48	U	<	0.41	U

Notes:
< = less than reporting limit
µg/L = micrograms per liter
HMX = octahydro-1,3,5,7-tetranitro-1,3,5,7-tetrazocine
ID = identification number
J = estimated
LOQ = limit of quantifications
MNX = mono-nitroso-RDX
NA = not analyzed
NRL = no reporting limit
Qual = qualifier
RDX = hexahydro-1,3,5-trinitro-1,3,5-triazine
RL = reporting limit
U = nondetect

TABLE E.1.1-18
CORNHUSKER ARMY AMMUNITION PLANT
WELL G0028-EXPLOSIVES

FIELD ID			G0028			G0028			G0028			G0028			G0028			G0028			G0028			G0028			G0028			G0028			G0028		
METHOD	Maximum	Detection	SW846 M8330			SW846 M8330			SW846 M8330			SW846 M8330			SW846 M8330			UW51			UW51			UW33			UW33			UW32			6N		
COLLECT DATE	Detection	Frequency	3/20/2003			3/25/2002			3/30/2001			6/15/2000			3/29/1999			6/24/1998			10/4/1997			7/13/1994			6/22/1994			8/26/1992			1/8/1982		
			Result	RL	Qual	Result	RL	Qual	Result	RL	Qual	Result	RL	Qual	Result	RL	Qual	Result	RL	Qual	Result	RL	Qual	Result	RL	Qual	Result	RL	Qual	Result	RL	Qual	Result	RL	Qual
EXPLOSIVES (µg/L)																																			
1,3,5-Trinitrobenzene	-	0 / 21	<	0.16	U	<	0.38	U	<	0.8	U	<	0.8	U	<	0.8	U	<	1.00	UJ	<	0.125	U	<	0.425	U	<	0.425	U	<	0.449	U	<	1.9	U
1,3-Dinitrobenzene	-	0 / 21	<	0.16	U	<	0.25	UJ	<	0.8	U	<	0.8	U	<	0.8	U	<	0.500	UJ	<	0.989	U	<	0.549	U	<	0.549	U	<	0.611	U	<	2.2	U
2,4,6-Trinitrotoluene	-	0 / 21	<	0.16	U	<	0.31	U	<	0.8	U	<	1.5	U	<	0.8	U	<	1.00	UJ	<	0.29	U	<	0.451	U	<	0.451	U	<	0.635	U	<	1.2	U
2,4-Dinitrotoluene	-	0 / 21	<	0.31	U	<	0.25	U	<	0.8	U	<	1.1	U	<	0.8	U	<	0.500	UJ	<	0.233	U	<	0.26	U	<	0.26	U	<	0.064	U	<	0.9	U
2,6-Dinitrotoluene	-	0 / 21	<	0.31	U	<	0.97	U	<	0.8	U	<	1.1	U	<	0.8	U	<	0.500	UJ	<	0.2	U	<	0.26	U	<	0.26	U	<	0.074	U	<	0.68	U
2-Amino-4,6-dinitrotoluene	-	0 / 20	<	0.31	U	<	0.39	U	<	0.8	U	<	1	U	<	0.8	U	<	0.500	UJ	<	0.173	U	<	0.244	U	<	0.244	U	<	0.158	U		NA	
2-Nitrotoluene	-	0 / 17	<	0.31	U	<	0.77	U	<	0.8	U	<	1.1	U	<	0.8	U	<	1.00	UJ	<	0.319	U		NA			NA			NA			NA	
3-Nitrotoluene	-	0 / 17	<	0.31	U	<	0.49	U	<	0.8	U	<	1.1	U	<	0.8	U	<	1.00	UJ	<	0.514	U		NA			NA			NA			NA	
4-Amino-2,6-dinitrotoluene	-	0 / 17	<	0.31	U	<	0.66	U	<	0.8	U	<	1	U	<	0.8	U	<	1.00	UJ	<	0.309	U		NA			NA			NA			NA	
4-Nitrotoluene	-	0 / 17	<	0.5	U	<	1.6	U	<	0.8	U	<	1.1	U	<	0.8	U	<	1.00	UJ	<	0.368	U		NA			NA			NA			NA	
HMX	0.359	2 / 20	0.26	0.39	J	<	1.1	U	<	1	U	<	0.8	U	<	0.8	U	<	0.500	UJ	0.359	0.16		<	0.563	U	<	0.563	U	<	1.21	U		NA	
MNX	-	0 / 10		NA			NA			NA			NA			NA			NA			NA			NA			NA			NA			NA	
Nitrobenzene	-	0 / 21	<	0.16	U	<	0.44	U	<	0.8	U	<	0.8	U	<	0.8	U	<	0.500	UJ	<	0.231	U	<	0.817	U	<	0.817	U	<	0.645	U	<	2.1	U
RDX	1.59	6 / 21	0.44	0.16		<	0.63	U	0.69	0.8	J	1	0.8		<	0.8	U	<	1.00	UJ	1.42	0.558		1.59	NRL		1.58	NRL		<	1.17	U	<	9.6	U
Tetryl	-	0 / 19	<	0.31	U	<	1.0	U	<	0.8	U	<	1.3	U	<	0.8	U	<	0.500	UJ	<	0.253	U	<	1.18	U	<	1.18	U		NA			NA	

Notes:
< = less than reporting limit
µg/L = micrograms per liter
HMX = octahydro-1,3,5,7-tetranitro-1,3,5,7-tetrazocine
ID = identification number
J = estimated
LOQ = limit of quantifications
MNX = mono-nitroso-RDX
NA = not analyzed
NRL = no reporting limit
Qual = qualifier
RDX = hexahydro-1,3,5-trinitro-1,3,5-triazine
RL = reporting limit
U = nondetect

TABLE E.1.1-19
CORNHUSKER ARMY AMMUNITION PLANT
WELL G0029-EXPLOSIVES

FIELD ID			G0029			G0029			G0029			G0029			G0029			G0029			G0029			G0029			G0029			G0029			G0029		
METHOD	Maximum	Detection	SW846 M8330			SW846 M8330			SW846 M8330			SW846 M8330			SW846 M8330			SW846 M8330			SW846 M8330			UW51			UW32			6N		
COLLECT DATE	Detection	Frequency	None			3/23/2005			3/16/2004			3/25/2003			3/20/2002			3/23/2001			3/16/2000			3/26/1999			6/25/1998			8/21/1992			1/6/1982		
			Result	RL	Qual	Result	RL	Qual	Result	RL	Qual	Result	RL	Qual	Result	RL	Qual	Result	RL	Qual	Result	RL	Qual	Result	RL	Qual	Result	RL	Qual	Result	RL	Qual	Result	RL	Qual
EXPLOSIVES (µg/L)																																		
1,3,5-Trinitrobenzene	-	0 / 10				<	0.48	U	<	0.2	U	<	0.22	U	<	0.44	U	<	0.8	U	<	0.8	U	<	0.8	U	<	1.00	U	<	0.449	U	<	1.9	U
1,3-Dinitrobenzene	-	0 / 10				<	0.48	U	<	0.2	U	<	0.22	U	<	0.30	U	<	0.8	U	<	0.8	U	<	0.8	U	<	0.500	U	<	0.611	U	<	2.2	U
2,4,6-Trinitrotoluene	-	0 / 10				<	0.48	U	<	0.2	U	<	0.22	U	<	0.37	U	<	0.8	U	<	1.5	U	<	0.8	U	<	1.00	U	<	0.635	U	<	1.2	U
2,4-Dinitrotoluene	-	0 / 10				<	0.48	U	<	0.39	U	<	0.43	U	<	0.30	U	<	0.8	U	<	1.1	U	<	0.8	U	<	0.500	U	<	0.064	U	<	0.9	U
2,6-Dinitrotoluene	-	0 / 10	**Abandoned**			<	0.48	U	<	0.39	U	<	0.43	U	<	1.1	U	<	0.8	U	<	1.1	U	<	0.8	U	<	0.500	U	<	0.074	U	<	0.68	U
2-Amino-4,6-dinitrotoluene	-	0 / 9	**2005**			<	0.48	U	<	0.39	U	<	0.43	U	<	0.46	U	<	0.8	U	<	1	U	<	0.8	U	<	0.500	U	<	0.158	U		NA	
2-Nitrotoluene	-	0 / 8				<	0.48	U	<	0.39	U	<	0.43	U	<	0.91	U	<	0.8	U	<	1.1	U	<	0.8	U	<	1.00	U		NA			NA	
3-Nitrotoluene	-	0 / 8				<	0.48	U	<	0.39	U	<	0.43	U	<	0.57	U	<	0.8	U	<	1.1	U	<	0.8	U	<	1.00	U		NA			NA	
4-Amino-2,6-dinitrotoluene	-	0 / 8				<	0.48	U	<	0.39	U	<	0.43	U	<	0.78	U	<	0.8	U	<	1	U	<	0.8	U	<	1.00	U		NA			NA	
4-Nitrotoluene	-	0 / 8				<	0.48	U	<	0.63	U	<	0.7	U	<	1.9	U	<	0.8	U	<	1.1	U	<	0.8	U	<	1.00	U		NA			NA	
HMX	-	0 / 9				<	0.48	U	<	0.49	U	<	0.55	U	<	1.3	U	<	1	U	<	0.8	U	<	0.8	U	<	0.500	U	<	1.21	U		NA	
MNX	-	0 / 2				<	0.48	U	<	0.2	U		NA			NA			NA			NA			NA			NA			NA			NA	
Nitrobenzene	-	0 / 10				<	0.48	U	<	0.2	U	<	0.22	U	<	0.52	U	<	0.8	U	<	0.8	U	<	0.8	U	<	0.500	U	<	0.645	U	<	2.1	U
RDX	-	0 / 10				<	0.48	U	<	0.2	U	<	0.22	U	<	0.74	U	<	0.8	U	<	0.8	U	<	0.8	U	<	1.00	U	<	1.17	U	<	9.6	U
Tetryl	-	0 / 8				<	0.48	U	<	0.39	U	<	0.43	U	<	1.2	U	<	0.8	U	<	1.3	U	<	0.8	U	<	0.500	U		NA			NA	

Notes:
< = less than reporting limit
µg/L = micrograms per liter
HMX = octahydro-1,3,5,7-tetranitro-1,3,5,7-tetrazocine
ID = identification number
J = estimated
LOQ = limit of quantifications
MNX = mono-nitroso-RDX
NA = not analyzed
NRL = no reporting limit
Qual = qualifier
RDX = hexahydro-1,3,5-trinitro-1,3,5-triazine
RL = reporting limit
U = nondetect

TABLE E.1.1-20
CORNHUSKER ARMY AMMUNITION PLANT
WELL G0030-EXPLOSIVES

FIELD ID			G0030			G0030			G0030			G0030			G0030			G0030			G0030			G0030			G0030			G0030			G0030			G0030		
METHOD	Maximum	Detection	SW846 M8330			SW846 M8330			SW846 M8330			SW846 M8330			SW846 M8330			SW846 M8330			SW846 M8330			SW846 M8330			UW51			UW32			UW01			6N		
COLLECT DATE	Detection	Frequency	None			3/23/2005			3/16/2004			3/25/2003			3/20/2002			3/23/2001			3/16/2000			3/26/1999			6/24/1998			8/23/1992			11/8/1988			1/6/1982		
			Result	RL	Qual	Result	RL	Qual	Result	RL	Qual	Result	RL	Qual	Result	RL	Qual	Result	RL	Qual	Result	RL	Qual	Result	RL	Qual	Result	RL	Qual	Result	RL	Qual	Result	RL	Qual	Result	RL	Qual
EXPLOSIVES (µg/L)																																						
1,3,5-Trinitrobenzene	-	0 / 11				<	0.48	U	<	0.23	U	<	0.21	U	<	0.48	U	<	0.8	U	<	0.8	U	<	0.8	U	<	1.00	U	<	0.449	U	<	0.56	U	<	1.9	U
1,3-Dinitrobenzene	-	0 / 11				<	0.48	U	<	0.23	U	<	0.21	U	<	0.32	U	<	0.8	U	<	0.8	U	<	0.8	U	<	0.500	U	<	0.611	U	<	0.61	U	<	2.2	U
2,4,6-Trinitrotoluene	-	0 / 11				<	0.48	U	<	0.23	U	<	0.21	U	<	0.40	U	<	0.8	U	<	1.5	U	<	0.8	U	<	1.00	U	<	0.635	U	<	0.78	U	<	1.2	U
2,4-Dinitrotoluene	-	0 / 11				<	0.48	U	<	0.44	U	<	0.41	U	<	0.32	U	<	0.8	U	<	1.1	U	<	0.8	U	<	0.500	U	<	0.064	U	<	0.6	U	<	0.9	U
2,6-Dinitrotoluene	-	0 / 11	**Abandoned**			<	0.48	U	<	0.44	U	<	0.41	U	<	1.2	U	<	0.8	U	<	1.1	U	<	0.8	U	<	0.500	U	<	0.074	U	<	0.55	U	<	0.68	U
2-Amino-4,6-dinitrotoluene	-	0 / 9	**2005**			<	0.48	U	<	0.44	U	<	0.41	U	<	0.50	U	<	0.8	U	<	1	U	<	0.8	U	<	0.500	U	<	0.158	U		NA			NA		
2-Nitrotoluene	-	0 / 8				<	0.48	U	<	0.44	U	<	0.41	U	<	0.98	U	<	0.8	U	<	1.1	U	<	0.8	U	<	1.00	U		NA			NA			NA		
3-Nitrotoluene	-	0 / 8				<	0.48	U	<	0.44	U	<	0.41	U	<	0.62	U	<	0.8	U	<	1.1	U	<	0.8	U	<	1.00	U		NA			NA			NA		
4-Amino-2,6-dinitrotoluene	-	0 / 8				<	0.48	U	<	0.44	U	<	0.41	U	<	0.84	U	<	0.8	U	<	1	U	<	0.8	U	<	1.00	U		NA			NA			NA		
4-Nitrotoluene	-	0 / 8				<	0.48	U	<	0.71	U	<	0.67	U	<	2.0	U	<	0.8	U	<	1.1	U	<	0.8	U	<	1.00	U		NA			NA			NA		
HMX	-	0 / 10				<	0.48	U	<	0.55	U	<	0.52	U	<	1.4	U	<	1	U	<	0.8	U	<	0.8	U	<	0.500	U	<	1.21	U	<	1.3	U		NA		
MNX	-	0 / 2				<	0.48	U	<	0.23	U		NA			NA			NA			NA			NA			NA			NA			NA			NA		
Nitrobenzene	-	0 / 11				<	0.48	U	<	0.23	U	<	0.21	U	<	0.56	U	<	0.8	U	<	0.8	U	<	0.8	U	<	0.500	U	<	0.645	U	<	1.13	U	<	2.1	U
RDX	0.68	1 / 11				<	0.48	U	<	0.23	U	<	0.21	U	<	0.80	U	<	0.8	U	<	0.8	U	<	0.8	U	<	1.00	U	<	1.17	U	0.68	NRL		<	9.6	U
Tetryl	-	0 / 8				<	0.48	U	<	0.44	U	<	0.41	U	<	1.3	U	<	0.8	U	<	1.3	U	<	0.8	U	<	0.500	U		NA			NA			NA		

Notes:
< = less than reporting limit
µg/L = micrograms per liter
HMX = octahydro-1,3,5,7-tetranitro-1,3,5,7-tetrazocine
ID = identification number
J = estimated
LOQ = limit of quantifications
MNX = mono-nitroso-RDX
NA = not analyzed
NRL = no reporting limit
Qual = qualifier
RDX = hexahydro-1,3,5-trinitro-1,3,5-triazine
RL = reporting limit
U = nondetect

TABLE E.1.1-21
CORNHUSKER ARMY AMMUNITION PLANT
WELL G0031-EXPLOSIVES

FIELD ID			G0031			G0031			G0031			G0031			G0031			G0031			G0031			G0031			G0031			G0031			G0031		
METHOD	Maximum	Detection	SW846 M8330			SW846 M8330			SW846 M8330			SW846 M8330			SW846 M8330			SW846 M8330			SW846 M8330			UW51			UW32			6N		
COLLECT DATE	Detection	Frequency	None			3/22/2005			3/16/2004			3/25/2003			3/20/2002			3/26/2001			3/16/2000			3/26/1999			6/25/1998			8/23/1992			1/6/1982		
			Result	RL	Qual	Result	RL	Qual	Result	RL	Qual	Result	RL	Qual	Result	RL	Qual	Result	RL	Qual	Result	RL	Qual	Result	RL	Qual	Result	RL	Qual	Result	RL	Qual	Result	RL	Qual
EXPLOSIVES (µg/L)																																		
1,3,5-Trinitrobenzene	-	0 / 10				<	0.48	U	<	0.18	U	<	0.27	U	<	0.27	U	<	0.8	U	<	0.8	U	<	0.8	U	<	1.00	U	<	0.449	U	<	1.9	U
1,3-Dinitrobenzene	-	0 / 10				<	0.48	U	<	0.18	U	<	0.27	U	<	0.18	U	<	0.8	U	<	0.8	U	<	0.8	U	<	0.500	U	<	0.611	U	<	2.2	U
2,4,6-Trinitrotoluene	-	0 / 10				<	0.48	U	<	0.18	U	<	0.27	U	<	0.22	U	<	0.8	U	<	1.5	U	<	0.8	U	<	1.00	U	<	0.635	U	<	1.2	U
2,4-Dinitrotoluene	-	0 / 10				<	0.48	U	<	0.35	U	<	0.53	U	<	0.18	U	<	0.8	U	<	1.1	U	<	0.8	U	<	0.500	U	<	0.064	U	<	0.9	U
2,6-Dinitrotoluene	-	0 / 10	**Abandoned**			<	0.48	U	<	0.35	U	<	0.53	U	<	0.69	U	<	0.8	U	<	1.1	U	<	0.8	U	<	0.500	U	<	0.074	U	<	0.68	U
2-Amino-4,6-dinitrotoluene	-	0 / 9	**2005**			<	0.48	U	<	0.35	U	<	0.53	U	<	0.28	U	<	0.8	U	<	1	U	<	0.8	U	<	0.500	U	<	0.158	U		NA	
2-Nitrotoluene	-	0 / 8				<	0.48	U	<	0.35	U	<	0.53	U	<	0.55	U	<	0.8	U	<	1.1	U	<	0.8	U	<	1.00	U		NA			NA	
3-Nitrotoluene	-	0 / 8				<	0.48	U	<	0.35	U	<	0.53	U	<	0.35	U	<	0.8	U	<	1.1	U	<	0.8	U	<	1.00	U		NA			NA	
4-Amino-2,6-dinitrotoluene	-	0 / 8				<	0.48	U	<	0.35	U	<	0.53	U	<	0.47	U	<	0.8	U	<	1	U	<	0.8	U	<	1.00	U		NA			NA	
4-Nitrotoluene	-	0 / 8				<	0.48	U	<	0.57	U	<	0.85	U	<	1.1	U	<	0.8	U	<	1.1	U	<	0.8	U	<	1.00	U		NA			NA	
HMX	-	0 / 9				<	0.48	U	<	0.44	U	<	0.66	U	<	0.76	U	<	1	U	<	0.8	U	<	0.8	U	<	0.500	U	<	1.21	U		NA	
MNX	-	0 / 2				<	0.48	U	<	0.18	U		NA			NA			NA			NA			NA			NA			NA			NA	
Nitrobenzene	-	0 / 10				<	0.48	U	<	0.18	U	<	0.27	U	<	0.31	U	<	0.8	U	<	0.8	U	<	0.8	U	<	0.500	U	<	0.645	U	<	2.1	U
RDX	-	0 / 10				<	0.48	U	<	0.18	U	<	0.27	U	<	0.45	U	<	0.8	U	<	0.8	U	<	0.8	U	<	1.00	U	<	1.17	U	<	9.6	U
Tetryl	-	0 / 8				<	0.48	U	<	0.35	U	<	0.53	U	<	0.74	U	<	0.8	U	<	1.3	U	<	0.8	U	<	0.500	U		NA			NA	

Notes:
< = less than reporting limit
µg/L = micrograms per liter
HMX = octahydro-1,3,5,7-tetranitro-1,3,5,7-tetrazocine
ID = identification number
J = estimated
LOQ = limit of quantifications
MNX = mono-nitroso-RDX
NA = not analyzed
NRL = no reporting limit
Qual = qualifier
RDX = hexahydro-1,3,5-trinitro-1,3,5-triazine
RL = reporting limit
U = nondetect

TABLE E.1.1-22
CORNHUSKER ARMY AMMUNITION PLANT
WELL G0032-EXPLOSIVES

FIELD ID			G0032			G0032			G0032			G0032			G0032			G0032/74			G0032/74			G0032/74			G0032			G0032			G0032			G0032			G0032		
METHOD	Maximum	Detection	SW846 M8330			SW846 M8330			SW846 M8330			SW846 M8330			SW846 M8330			SW846 M8330			SW846 M8330			SW846 M8330			SW846 M8330			SW846 M8330			SW846 M8330			SW846 M8330			SW846 M8330		
COLLECT DATE	Detection	Frequency	None			3/11/2013			3/5/2012			None			3/13/2007			3/27/2006			3/22/2005			3/16/2004			3/20/2003			3/21/2002			3/30/2001			3/13/2000					
			Result	RL	Qual	Result	RL	Qual	Result	RL	Qual	Result	RL	Qual	Result	RL	Qual	Result	RL	Qual	Result	RL	Qual	Result	RL	Qual	Result	RL	Qual	Result	RL	Qual	Result	RL	Qual	Result	RL	Qual	Result	RL	Qual
EXPLOSIVES (µg/L)																																									
1,3,5-Trinitrobenzene	-	0 / 15				<	0.8	U	<	0.8	U				<	0.50	U	<	0.48	U	<	0.48	U	<	0.25	U	<	0.18	U	<	0.34	U	<	0.8	U	<	0.8	U			
1,3-Dinitrobenzene	-	0 / 15				<	0.8	U	<	0.8	U				<	0.50	U	<	0.48	U	<	0.48	U	<	0.25	U	<	0.18	U	<	0.22	U	<	0.8	U	<	0.8	U			
2,4,6-Trinitrotoluene	-	0 / 15				<	0.8	U	<	0.8	U				<	0.50	U	<	0.48	U	<	0.48	U	<	0.25	U	<	0.18	U	<	0.28	U	<	0.8	U	<	1.5	U			
2,4-Dinitrotoluene	-	0 / 15				<	0.8	U	<	0.8	U				<	0.50	U	<	0.48	U	<	0.48	U	<	0.48	U	<	0.36	U	<	0.22	U	<	0.8	U	<	1.1	U			
2,6-Dinitrotoluene	-	0 / 15	**Abandoned**			<	0.8	U	<	0.8	U	**Not Sampled**			<	0.50	U	<	0.48	U	<	0.48	U	<	0.48	U	<	0.36	U	<	0.87	U	<	0.8	U	<	1.1	U			
2-Amino-4,6-dinitrotoluene	-	0 / 14	**2013**			<	0.8	U	<	0.8	U	**in 2008, 2009, 2010,**			<	0.50	U	<	0.48	U	<	0.48	U	<	0.48	U	<	0.36	U	<	0.35	U	<	0.8	U	<	1	U			
2-Nitrotoluene	-	0 / 12				<	0.8	U	<	0.8	U	**2011**			<	0.50	U	<	0.48	U	<	0.48	U	<	0.48	U	<	0.36	U	<	0.69	U	<	0.8	U	<	1.1	U			
3-Nitrotoluene	-	0 / 12				<	0.8	U	<	0.8	U				<	0.50	U	<	0.48	U	<	0.48	U	<	0.48	U	<	0.36	U	<	0.43	U	<	0.8	U	<	1.1	U			
4-Amino-2,6-dinitrotoluene	-	0 / 12				<	1.4	U	<	1.4	U				<	0.50	U	<	0.48	U	<	0.48	U	<	0.48	U	<	0.36	U	<	0.59	U	<	0.8	U	<	1	U			
4-Nitrotoluene	-	0 / 12				<	0.8	U	<	0.8	U				<	0.50	U	<	0.48	U	<	0.48	U	<	0.77	U	<	0.58	U	<	1.4	U	<	0.8	U	<	1.1	U			
HMX	-	0 / 15				<	0.8	U	<	0.8	U				<	0.50	U	<	0.48	U	<	0.48	U	<	0.6	U	<	0.45	U	<	0.95	U	<	1	U	<	0.8	U			
MNX	-	0 / 6				<	0.8	U	<	0.8	U				<	0.50	U	<	0.48	U	<	0.48	U	<	0.25	U		NA			NA			NA			NA				
Nitrobenzene	-	0 / 15				<	0.8	U	<	0.8	U				<	0.50	U	<	0.48	U	<	0.48	U	<	0.25	U	<	0.18	U	<	0.39	U	<	0.8	U	<	0.8	U			
RDX	-	0 / 16				<	0.8	U	<	0.8	U				<	0.50	U	<	0.48	U	<	0.48	U	<	0.25	U	<	0.18	U	<	0.56	U	<	0.8	U	<	0.8	U			
Tetryl	-	0 / 12				<	1.6	U	<	0.8	U				<	0.50	U	<	0.48	U	<	0.48	U	<	0.48	U	<	0.36	U	<	0.92	U	<	0.8	U	<	1.3	U			

Notes:
< = less than reporting limit
µg/L = micrograms per liter
HMX = octahydro-1,3,5,7-tetranitro-1,3,5,7-tetrazocine
ID = identification number
J = estimated
LOQ = limit of quantifications
MNX = mono-nitroso-RDX
NA = not analyzed
NRL = no reporting limit
Qual = qualifier
RDX = hexahydro-1,3,5-trinitro-1,3,5-triazine
RL = reporting limit
U = nondetect

TABLE E.1.1-22
CORNHUSKER ARMY AMMUNITION PLANT
WELL G0032-EXPLOSIVES

FIELD ID			G0032			G0032			G0032			G0032			G0032			G0032			G0032		
METHOD	Maximum	Detection	SW846 M8330			UW51			UW32			UW32			UW01			6N					
COLLECT DATE	Detection	Frequency	3/26/1999			6/11/1998			10/5/1992			8/18/1992			11/8/1988			1/8/1982					
			Result	RL	Qual	Result	RL	Qual	Result	RL	Qual	Result	RL	Qual	Result	RL	Qual	Result	RL	Qual			
EXPLOSIVES (µg/L)																							
1,3,5-Trinitrobenzene	-	0 / 15	<	0.8	U	<	1.00	U	<	0.449	U	<	0.449	U		NA		<	1.9	U			
1,3-Dinitrobenzene	-	0 / 15	<	0.8	U	<	0.500	U	<	0.611	U	<	0.611	U		NA		<	2.2	U			
2,4,6-Trinitrotoluene	-	0 / 15	<	0.8	U	<	0.500	U	<	0.635	U	<	0.635	U		NA		<	1.2	U			
2,4-Dinitrotoluene	-	0 / 15	<	0.8	U	<	0.500	U	<	0.064	U	<	0.064	U		NA		<	0.9	U			
2,6-Dinitrotoluene	-	0 / 15	<	0.8	U	<	0.500	U	<	0.074	U	<	0.074	U		NA		<	0.68	U			
2-Amino-4,6-dinitrotoluene	-	0 / 14	<	0.8	U	<	0.500	U	<	0.158	U	<	0.158	U		NA			NA				
2-Nitrotoluene	-	0 / 12	<	0.8	U	<	1.00	U		NA			NA			NA			NA				
3-Nitrotoluene	-	0 / 12	<	0.8	U	<	1.00	U		NA			NA			NA			NA				
4-Amino-2,6-dinitrotoluene	-	0 / 12	<	0.8	U	<	1.00	U		NA			NA			NA			NA				
4-Nitrotoluene	-	0 / 12	<	0.8	U	<	1.00	U		NA			NA			NA			NA				
HMX	-	0 / 15	<	0.8	U	<	0.500	U	<	1.21	U	<	1.21	U	<	1.3	U		NA				
MNX	-	0 / 6		NA			NA			NA			NA			NA			NA				
Nitrobenzene	-	0 / 15	<	0.8	U	<	0.500	U	<	0.645	U	<	0.645	U		NA		<	2.1	U			
RDX	-	0 / 16	<	0.8	U	<	1.00	U	<	1.17	U	<	1.17	U	<	0.63	U	<	9.6	U			
Tetryl	-	0 / 12	<	0.8	U	<	0.500	U		NA			NA			NA			NA				

Notes:
< = less than reporting limit
µg/L = micrograms per liter
HMX = octahydro-1,3,5,7-tetranitro-1,3,5,7-tetrazocine
ID = identification number
J = estimated
LOQ = limit of quantifications
MNX = mono-nitroso-RDX
NA = not analyzed
NRL = no reporting limit
Qual = qualifier
RDX = hexahydro-1,3,5-trinitro-1,3,5-triazine
RL = reporting limit
U = nondetect

TABLE E.1.1-23
CORNHUSKER ARMY AMMUNITION PLANT
WELL G0033-EXPLOSIVES

FIELD ID			G0033			G0033			G0033			G0033			G0033			G0033			G0033			G0033			G0033			G0033			G0033			G0033		
METHOD	Maximum	Detection	SW846 M8330			SW846 M8330			SW846 M8330			SW846 M8330			SW846 M8330			SW846 M8330			SW846 M8330			SW846 M8330			SW846 M8330			SW846 M8330			SW846 M8330			SW846 M8330		
COLLECT DATE	Detection	Frequency	None			3/11/2013			3/5/2012			None			3/15/2007			3/27/2006			3/22/2005			3/16/2004			3/20/2003			3/20/2002			3/30/2001			3/14/2000		
			Result	RL	Qual	Result	RL	Qual	Result	RL	Qual	Result	RL	Qual	Result	RL	Qual	Result	RL	Qual	Result	RL	Qual	Result	RL	Qual	Result	RL	Qual	Result	RL	Qual	Result	RL	Qual	Result	RL	Qual
EXPLOSIVES (µg/L)																																						
1,3,5-Trinitrobenzene	-	0 / 17				<	0.8	U	<	0.8	U				<	0.51	U	<	0.48	U	<	0.48	U	<	0.24	U	<	0.22	U	<	0.59	U	<	0.8	U	<	0.8	U
1,3-Dinitrobenzene	-	0 / 17				<	0.8	U	<	0.8	U				<	0.51	U	<	0.48	U	<	0.48	U	<	0.24	U	<	0.22	U	<	0.39	U	<	0.8	U	<	0.8	U
2,4,6-Trinitrotoluene	-	0 / 17				<	0.8	U	<	0.8	U				<	0.51	U	<	0.48	U	<	0.48	U	<	0.24	U	<	0.22	U	<	0.64	U	<	0.8	U	<	1.5	U
2,4-Dinitrotoluene	-	0 / 17				<	0.8	U	<	0.8	U				<	0.51	U	<	0.48	U	<	0.48	U	<	0.46	U	<	0.42	U	<	0.39	U	<	0.8	U	<	1.1	U
2,6-Dinitrotoluene	-	0 / 17	**Abandoned**			<	0.8	U	<	0.8	U	**Not Sampled**			<	0.51	U	<	0.48	U	<	0.48	U	<	0.46	U	<	0.42	U	<	1.5	U	<	0.8	U	<	1.1	U
2-Amino-4,6-dinitrotoluene	-	0 / 16	**2013**			<	0.8	U	<	0.8	U	**in 2008, 2009, 2010, 2011**			<	0.51	U	<	0.48	U	<	0.48	U	<	0.46	U	<	0.42	U	<	0.62	U	<	0.8	U	<	1	U
2-Nitrotoluene	-	0 / 12				<	0.8	U	<	0.8	U				<	0.51	U	<	0.48	U	<	0.48	U	<	0.46	U	<	0.42	U	<	1.2	U	<	0.8	U	<	1.1	U
3-Nitrotoluene	-	0 / 12				<	0.8	U	<	0.8	U				<	0.51	U	<	0.48	U	<	0.48	U	<	0.46	U	<	0.42	U	<	0.76	U	<	0.8	U	<	1.1	U
4-Amino-2,6-dinitrotoluene	-	0 / 12				<	1.4	U	<	1.4	U				<	0.51	U	<	0.48	U	<	0.48	U	<	0.46	U	<	0.42	U	<	1.0	U	<	0.8	U	<	1	U
4-Nitrotoluene	-	0 / 12				<	0.8	U	<	0.8	U				<	0.51	U	<	0.48	U	<	0.48	U	<	0.75	U	<	0.68	U	<	2.5	U	<	0.8	U	<	1.1	U
HMX	-	0 / 16				<	0.8	U	<	0.8	U				<	0.51	U	<	0.48	U	<	0.48	U	<	0.58	U	<	0.53	U	<	1.7	U	<	1	U	<	0.8	U
MNX	-	0 / 6				<	0.8	U	<	0.8	U				<	0.51	U	<	0.48	U	<	0.48	U	<	0.24	U		NA			NA			NA			NA	
Nitrobenzene	-	0 / 17				<	0.8	U	<	0.8	U				<	0.51	U	<	0.48	U	<	0.48	U	<	0.24	U	<	0.22	U	<	0.69	U	<	0.8	U	<	0.8	U
RDX	-	0 / 17				<	0.8	U	<	0.8	U				<	0.51	U	<	0.48	U	<	0.48	U	<	0.24	U	<	0.22	U	<	0.99	U	<	0.8	U	<	0.8	U
Tetryl	-	0 / 14				<	1.6	U	<	0.8	U				<	0.51	U	<	0.48	U	<	0.48	U	<	0.46	U	<	0.42	U	<	1.6	U	<	0.8	U	<	1.3	U

Notes:
< = less than reporting limit
µg/L = micrograms per liter
HMX = octahydro-1,3,5,7-tetranitro-1,3,5,7-tetrazocine
ID = identification number
J = estimated
LOQ = limit of quantifications
MNX = mono-nitroso-RDX
NA = not analyzed
NRL = no reporting limit
Qual = qualifier
RDX = hexahydro-1,3,5-trinitro-1,3,5-triazine
RL = reporting limit
U = nondetect

TABLE E.1.1-23
CORNHUSKER ARMY AMMUNITION PLANT
WELL G0033-EXPLOSIVES

FIELD ID			G0033			G0033			G0033			G0033			G0033			G0033			G0033			G0033		
METHOD	Maximum	Detection	SW846 M8330			UW51			UW33			UW33			UW32			UW32			6N					
COLLECT DATE	Detection	Frequency	3/26/1999			6/11/1998			7/11/1994			6/7/1994			10/6/1992			8/17/1992			1/8/1982					
			Result	RL	Qual	Result	RL	Qual	Result	RL	Qual	Result	RL	Qual	Result	RL	Qual	Result	RL	Qual	Result	RL	Qual			
EXPLOSIVES (µg/L)																										
1,3,5-Trinitrobenzene	-	0 / 17	<	0.8	U	<	1.00	U	<	0.425	U	<	0.425	U	<	0.449	U	<	0.449	U	<	1.9	U			
1,3-Dinitrobenzene	-	0 / 17	<	0.8	U	<	0.500	U	<	0.549	U	<	0.549	U	<	0.611	U	<	0.611	U	<	2.2	U			
2,4,6-Trinitrotoluene	-	0 / 17	<	0.8	U	<	0.500	U	<	0.451	U	<	0.451	U	<	0.635	U	<	0.635	U	<	1.2	U			
2,4-Dinitrotoluene	-	0 / 17	<	0.8	U	<	0.500	U	<	0.26	U	<	0.26	U	<	0.064	U	<	0.064	U	<	0.9	U			
2,6-Dinitrotoluene	-	0 / 17	<	0.8	U	<	0.500	U	<	0.26	U	<	0.26	U	<	0.074	U	<	0.074	U	<	0.68	U			
2-Amino-4,6-dinitrotoluene	-	0 / 16	<	0.8	U	<	0.500	U	<	0.244	U	<	0.244	U	<	0.158	U	<	0.158	U		NA				
2-Nitrotoluene	-	0 / 12	<	0.8	U	<	1.00	U		NA			NA			NA			NA			NA				
3-Nitrotoluene	-	0 / 12	<	0.8	U	<	1.00	U		NA			NA			NA			NA			NA				
4-Amino-2,6-dinitrotoluene	-	0 / 12	<	0.8	U	<	1.00	U		NA			NA			NA			NA			NA				
4-Nitrotoluene	-	0 / 12	<	0.8	U	<	1.00	U		NA			NA			NA			NA			NA				
HMX	-	0 / 16	<	0.8	U	<	0.500	U	<	0.563	U	<	0.563	U	<	1.21	U	<	1.21	U		NA				
MNX	-	0 / 6		NA			NA			NA			NA			NA			NA			NA				
Nitrobenzene	-	0 / 17	<	0.8	U	<	0.500	U	<	0.817	U	<	0.817	U	<	0.645	U	<	0.645	U	<	2.1	U			
RDX	-	0 / 17	<	0.8	U	<	1.00	U	<	0.412	U	<	0.412	U	<	1.17	U	<	1.17	U	<	9.6	U			
Tetryl	-	0 / 14	<	0.8	U	<	0.500	U	<	1.18	U	<	1.18	U		NA			NA			NA				

Notes:
< = less than reporting limit
µg/L = micrograms per liter
HMX = octahydro-1,3,5,7-tetranitro-1,3,5,7-tetrazocine
ID = identification number
J = estimated
LOQ = limit of quantifications
MNX = mono-nitroso-RDX
NA = not analyzed
NRL = no reporting limit
Qual = qualifier
RDX = hexahydro-1,3,5-trinitro-1,3,5-triazine
RL = reporting limit
U = nondetect

TABLE E.1.1-24
CORNHUSKER ARMY AMMUNITION PLANT
WELL G0042-EXPLOSIVES

FIELD ID			G0042			G0042			G0042			G0042			G0042			G0042			G0042			G0042			G0042			G0042			G0042			G0042		
METHOD	Maximum	Detection	SW846 M8330			SW846 M8330			SW846 M8330			SW846 M8330			SW846 M8330			SW846 M8330			SW846 M8330			SW846 M8330			SW846 M8330			SW846 M8330			SW846 M8330			SW846 M8330		
COLLECT DATE	Detection	Frequency	None			3/8/2013			None			3/13/2008			3/13/2007			3/29/2006			3/18/2005			3/23/2004			3/20/2003			3/21/2002			3/28/2001			3/17/2000		
			Result	RL	Qual	Result	RL	Qual	Result	RL	Qual	Result	RL	Qual	Result	RL	Qual	Result	RL	Qual	Result	RL	Qual	Result	RL	Qual	Result	RL	Qual	Result	RL	Qual	Result	RL	Qual	Result	RL	Qual
EXPLOSIVES (µg/L)																																						
1,3,5-Trinitrobenzene	-	0 / 17				<	0.8	U				<	0.48	U	<	0.48	U	<	0.48	U	<	0.48	U	<	0.3	U	<	0.19	U	<	0.40	U	<	0.8	U	<	0.8	U
1,3-Dinitrobenzene	0.74	2 / 17				<	0.8	U				<	0.48	U	<	0.48	U	<	0.48	U	<	0.48	U	<	0.3	U	<	0.19	U	<	0.27	U	<	0.8	U	<	0.8	U
2,4,6-Trinitrotoluene	-	0 / 17				<	0.8	U				<	0.48	U	<	0.48	U	<	0.48	U	<	0.48	U	<	0.3	U	<	0.19	U	<	0.33	U	<	0.8	U	<	1.5	U
2,4-Dinitrotoluene	-	0 / 17				<	0.8	U				<	0.48	U	<	0.48	U	<	0.48	U	<	0.48	U	<	0.58	U	<	0.37	U	<	0.27	U	<	0.8	U	<	1.1	U
2,6-Dinitrotoluene	-	0 / 17	**Abandoned**			<	0.8	U	**Not Sampled**			<	0.48	U	<	0.48	U	<	0.48	U	<	0.48	U	<	0.58	U	<	0.37	U	<	1.0	U	<	0.8	U	<	1.1	U
2-Amino-4,6-dinitrotoluene	2.4	14 / 17	**2013**			0.86	0.8	J	**in 2009, 2010, 2011, 2012**			0.76	0.48		1.6	0.48		1.6	0.48		1.8	0.48	P	2.4	0.58		1.9	0.37		1.2	0.42		0.84	0.8		0.92	1	J
2-Nitrotoluene	-	0 / 13				<	0.8	U				<	0.48	U	<	0.48	U	<	0.48	U	<	0.48	U	<	0.58	U	<	0.37	U	<	0.82	U	<	0.8	U	<	1.1	U
3-Nitrotoluene	-	0 / 13				<	0.8	U				<	0.48	U	<	0.48	U	<	0.48	U	<	0.48	U	<	0.58	U	<	0.37	U	<	0.52	U	<	0.8	U	<	1.1	U
4-Amino-2,6-dinitrotoluene	2.8	13 / 13				0.95	1.4	J				1	0.48		1.5	0.48		2.1	0.48		2.4	0.48		2.4	0.58		2.8	0.37		2.8	0.70		1.5	0.8		1.2	1	
4-Nitrotoluene	-	0 / 13				<	0.8	U				<	0.48	U	<	0.48	U	<	0.48	U	<	0.48	U	<	0.93	U	<	0.6	U	<	1.7	U	<	0.8	U	<	1.1	U
HMX	-	0 / 17				<	0.8	U				<	0.48	U	<	0.48	U	<	0.48	U	<	0.48	U	<	0.73	U	<	0.47	U	<	1.1	U	<	1	U	<	0.8	U
MNX	-	0 / 6				<	0.8	U				<	0.48	U	<	0.48	U	<	0.48	U	<	0.48	U	<	0.3	U		NA			NA			NA			NA	
Nitrobenzene	-	0 / 17				<	0.8	U				<	0.48	U	<	0.48	U	<	0.48	U	<	0.48	U	<	0.3	U	<	0.19	U	<	0.47	U	<	0.8	U	<	0.8	U
RDX	-	0 / 17				<	0.8	U				<	0.48	U	<	0.48	U	<	0.48	U	<	0.48	U	<	0.3	U	<	0.19	U	<	0.67	U	<	0.8	U	<	0.8	U
Tetryl	-	0 / 15				<	1.6	U				<	0.48	U	<	0.48	U	<	0.48	U	<	0.48	U	<	0.58	U	<	0.37	U	<	1.1	U	<	0.8	U	<	1.3	U

Notes:
< = less than reporting limit
µg/L = micrograms per liter
HMX = octahydro-1,3,5,7-tetranitro-1,3,5,7-tetrazocine
ID = identification number
J = estimated
LOQ = limit of quantifications
MNX = mono-nitroso-RDX
NA = not analyzed
NRL = no reporting limit
Qual = qualifier
RDX = hexahydro-1,3,5-trinitro-1,3,5-triazine
RL = reporting limit
U = nondetect

TABLE E.1.1-24
CORNHUSKER ARMY AMMUNITION PLANT
WELL G0042-EXPLOSIVES

FIELD ID			G0042			G0042			G0042			G0042			G0042			G0042			G0042			G0042		
METHOD	Maximum	Detection	SW846 M8330			UW51			UW51			UW33			UW33			UW32			UW33					
COLLECT DATE	Detection	Frequency	3/30/1999			6/24/1998			10/4/1997			7/15/1994			6/21/1994			8/24/1992			3/19/1992					
			Result	RL	Qual	Result	RL	Qual	Result	RL	Qual	Result	RL	Qual	Result	RL	Qual	Result	RL	Qual	Result	RL	Qual			
EXPLOSIVES (µg/L)																										
1,3,5-Trinitrobenzene	-	0 / 17	<	0.8	U	<	1.00	U	<	0.125	U	<	0.425	U	<	0.425	U	<	0.449	U	<	0.425	U			
1,3-Dinitrobenzene	0.74	2 / 17	<	0.8	U	<	0.500	U	<	0.989	U	0.7	NRL		0.74	NRL		<	0.611	U	<	0.549	U			
2,4,6-Trinitrotoluene	-	0 / 17	<	0.8	U	<	1.00	U	<	0.29	U	<	0.451	U	<	0.451	U	<	0.635	U	<	0.451	U			
2,4-Dinitrotoluene	-	0 / 17	<	0.8	U	<	0.500	U	<	0.233	U	<	0.26	U	<	0.26	U	<	0.064	U	<	0.26	U			
2,6-Dinitrotoluene	-	0 / 17	<	0.8	U	<	0.500	U	<	0.2	U	<	0.26	U	<	0.26	U	<	0.074	U	<	0.26	U			
2-Amino-4,6-dinitrotoluene	2.4	14 / 17	0.766	0.8	J	<	0.500	U	0.832	0.173		<	0.69	U	0.59	NRL		0.864	NRL		<	0.5	U			
2-Nitrotoluene	-	0 / 13	<	0.8	U	<	1.00	U	<	0.319	U		NA			NA			NA			NA				
3-Nitrotoluene	-	0 / 13	<	0.8	U	<	1.00	U	<	0.514	U		NA			NA			NA			NA				
4-Amino-2,6-dinitrotoluene	2.8	13 / 13	1.38	0.8		1.03	1.00	J*	1.26	0.309			NA			NA			NA			NA				
4-Nitrotoluene	-	0 / 13	<	0.8	U	<	1.00	U	<	0.368	U		NA			NA			NA			NA				
HMX	-	0 / 17	<	0.8	U	<	0.500	U	<	0.16	U	<	0.563	U	<	0.563	U	<	1.21	U	<	0.563	U			
MNX	-	0 / 6		NA			NA			NA			NA			NA			NA			NA				
Nitrobenzene	-	0 / 17	<	0.8	U	<	0.500	U	<	0.231	U	<	0.817	U	<	0.817	U	<	0.645	U	<	0.817	U			
RDX	-	0 / 17	<	0.8	U	<	1.00	U	<	0.558	U	<	0.412	U	<	0.412	U	<	1.17	U	<	0.412	U			
Tetryl	-	0 / 15	<	0.8	U	<	0.500	U	<	0.253	U	<	1.18	U	<	1.18	U		NA			NA				

Notes:
< = less than reporting limit
µg/L = micrograms per liter
HMX = octahydro-1,3,5,7-tetranitro-1,3,5,7-tetrazocine
ID = identification number
J = estimated
LOQ = limit of quantifications
MNX = mono-nitroso-RDX
NA = not analyzed
NRL = no reporting limit
Qual = qualifier
RDX = hexahydro-1,3,5-trinitro-1,3,5-triazine
RL = reporting limit
U = nondetect

TABLE E.1.1-25
CORNHUSKER ARMY AMMUNITION PLANT
WELL G0043-EXPLOSIVES

FIELD ID			G0043			G0043			G0043			G0043			G0043			G0043			G0043			G0043			G0043			G0043			G0043			G0043		
METHOD	Maximum	Detection	SW846 M8330			SW846 M8330			SW846 M8330			SW846 M8330			SW846 M8330			SW846 M8330			SW846 M8330			SW846 M8330			SW846 M8330			UW51			UW33		
COLLECT DATE	Detection	Frequency	None			3/13/2007			3/28/2006			3/18/2005			3/23/2004			3/20/2003			3/22/2002			3/28/2001			3/17/2000			3/30/1999			6/24/1998			7/15/1994		
			Result	RL	Qual	Result	RL	Qual	Result	RL	Qual	Result	RL	Qual	Result	RL	Qual	Result	RL	Qual	Result	RL	Qual	Result	RL	Qual	Result	RL	Qual	Result	RL	Qual	Result	RL	Qual	Result	RL	Qual
EXPLOSIVES (µg/L)																																						
1,3,5-Trinitrobenzene	-	0 / 14				<	0.49	U	<	0.48	U	<	0.48	U	<	0.22	U	<	0.16	U	<	0.24	U	<	0.8	U	<	0.8	U	<	0.8	U	<	1.00	U	<	0.425	U
1,3-Dinitrobenzene	-	0 / 14				<	0.49	U	<	0.48	U	<	0.48	U	<	0.22	U	<	0.16	U	<	0.16	U	<	0.8	U	<	0.8	U	<	0.8	U	<	0.500	U	<	0.549	U
2,4,6-Trinitrotoluene	-	0 / 14				<	0.49	U	<	0.48	U	<	0.48	U	<	0.22	U	<	0.16	U	<	0.20	U	<	0.8	U	<	1.5	U	<	0.8	U	<	1.00	U	<	0.451	U
2,4-Dinitrotoluene	-	0 / 14				<	0.49	U	<	0.48	U	<	0.48	U	<	0.43	U	<	0.31	U	<	0.16	U	<	0.8	U	<	1.1	U	<	0.8	U	<	0.500	U	<	0.26	U
2,6-Dinitrotoluene	-	0 / 14	**Abandoned**			<	0.49	U	<	0.48	U	<	0.48	U	<	0.43	U	<	0.31	U	<	0.62	U	<	0.8	U	<	1.1	U	<	0.8	U	<	0.500	U	<	0.26	U
2-Amino-4,6-dinitrotoluene	-	0 / 14	**2009**			<	0.49	U	<	0.48	U	<	0.48	U	<	0.43	U	<	0.31	U	<	0.25	U	<	0.8	U	<	1	U	<	0.8	U	<	0.500	U	<	0.244	U
2-Nitrotoluene	-	0 / 10				<	0.49	U	<	0.48	U	<	0.48	U	<	0.43	U	<	0.31	U	<	0.49	U	<	0.8	U	<	1.1	U	<	0.8	U	<	1.00	U		NA		
3-Nitrotoluene	-	0 / 10				<	0.49	U	<	0.48	U	<	0.48	U	<	0.43	U	<	0.31	U	<	0.31	U	<	0.8	U	<	1.1	U	<	0.8	U	<	1.00	U		NA		
4-Amino-2,6-dinitrotoluene	-	0 / 10				<	0.49	U	<	0.48	U	<	0.48	U	<	0.43	U	<	0.31	U	<	0.42	U	<	0.8	U	<	1	U	<	0.8	U	<	1.00	U		NA		
4-Nitrotoluene	-	0 / 10				<	0.49	U	<	0.48	U	<	0.48	U	<	0.69	U	<	0.5	U	<	1.0	U	<	0.8	U	<	1.1	U	<	0.8	U	<	1.00	U		NA		
HMX	-	0 / 14				<	0.49	U	<	0.48	U	<	0.48	U	<	0.54	U	<	0.39	U	<	0.68	U	<	1	U	<	0.8	U	<	0.8	U	<	0.500	U	<	0.563	U
MNX	-	0 / 4				<	0.49	U	<	0.48	U	<	0.48	U	<	0.22	U		NA			NA			NA			NA			NA			NA			NA		
Nitrobenzene	-	0 / 14				<	0.49	U	<	0.48	U	<	0.48	U	<	0.22	U	<	0.16	U	<	0.28	U	<	0.8	U	<	0.8	U	<	0.8	U	<	0.500	U	<	0.817	U
RDX	-	0 / 14				<	0.49	U	<	0.48	U	<	0.48	U	<	0.22	U	<	0.16	U	<	0.40	U	<	0.8	U	<	0.8	U	<	0.8	U	<	1.00	U	<	0.412	U
Tetryl	-	0 / 12				<	0.49	U	<	0.48	U	<	0.48	U	<	0.43	U	<	0.31	U	<	0.66	U	<	0.8	U	<	1.3	U	<	0.8	U	<	0.500	U	<	1.18	U

Notes:
< = less than reporting limit
µg/L = micrograms per liter
HMX = octahydro-1,3,5,7-tetranitro-1,3,5,7-tetrazocine
ID = identification number
J = estimated
LOQ = limit of quantifications
MNX = mono-nitroso-RDX
NA = not analyzed
NRL = no reporting limit
Qual = qualifier
RDX = hexahydro-1,3,5-trinitro-1,3,5-triazine
RL = reporting limit
U = nondetect

TABLE E.1.1-25
CORNHUSKER ARMY AMMUNITION PLANT
WELL G0043-EXPLOSIVES

FIELD ID			G0043			G0043			G0043		
METHOD	Maximum	Detection	UW33			UW32			UW33		
COLLECT DATE	Detection	Frequency	6/21/1994			8/26/1992			3/20/1992		
			Result	RL	Qual	Result	RL	Qual	Result	RL	Qual
EXPLOSIVES (µg/L)											
1,3,5-Trinitrobenzene	-	0 / 14	<	0.425	U	<	0.449	U	<	0.425	U
1,3-Dinitrobenzene	-	0 / 14	<	0.549	U	<	0.611	U	<	0.549	U
2,4,6-Trinitrotoluene	-	0 / 14	<	0.451	U	<	0.635	U	<	0.451	U
2,4-Dinitrotoluene	-	0 / 14	<	0.26	U	<	0.064	U	<	0.26	U
2,6-Dinitrotoluene	-	0 / 14	<	0.26	U	<	0.074	U	<	0.26	U
2-Amino-4,6-dinitrotoluene	-	0 / 14	<	0.244	U	<	0.158	U	<	0.5	U
2-Nitrotoluene	-	0 / 10		NA			NA			NA	
3-Nitrotoluene	-	0 / 10		NA			NA			NA	
4-Amino-2,6-dinitrotoluene	-	0 / 10		NA			NA			NA	
4-Nitrotoluene	-	0 / 10		NA			NA			NA	
HMX	-	0 / 14	<	0.563	U	<	1.21	U	<	0.563	U
MNX	-	0 / 4		NA			NA			NA	
Nitrobenzene	-	0 / 14	<	0.817	U	<	0.645	U	<	0.817	U
RDX	-	0 / 14	<	0.412	U	<	1.17	U	<	0.412	U
Tetryl	-	0 / 12	<	1.18	U		NA			NA	

Notes:
< = less than reporting limit
µg/L = micrograms per liter
HMX = octahydro-1,3,5,7-tetranitro-1,3,5,7-tetrazocine
ID = identification number
J = estimated
LOQ = limit of quantifications
MNX = mono-nitroso-RDX
NA = not analyzed
NRL = no reporting limit
Qual = qualifier
RDX = hexahydro-1,3,5-trinitro-1,3,5-triazine
RL = reporting limit
U = nondetect

TABLE E.1.1-26
CORNHUSKER ARMY AMMUNITION PLANT
WELL G0044-EXPLOSIVES

FIELD ID			G0044					G0044					G0044					G0044					G0044					G0044					G0044				
METHOD	Maximum	Detection	SW846 M8330					SW846 M8330					SW846 M8330					SW846 M8330					SW846 M8330					SW846 M8330					SW846 M8330				
COLLECT DATE	Detection	Frequency	5/17/2022					5/24/2021					6/10/2020					6/4/2019					3/19/2018					3/24/2017					8/6/2016				
			Result	Qual	DL	LOD	LOQ	Result	Qual	DL	LOD	LOQ	Result	Qual	DL	LOD	LOQ	Result	Qual	DL	LOD	LOQ	Result	Qual	DL	LOD	LOQ	Result	Q	DL	LOD	LOQ	Result	DL	LOD	LOQ	Qual
EXPLOSIVES (µg/L)																																					
1,3,5-Trinitrobenzene	-	0 / 29	<	U	0.091	0.22	0.23	<	U	0.082	0.2	0.21	<	U	0.087	0.21	0.22	<	U	0.2	0.4	1	<	U	0.031	0.1	0.15	<	U	0.032	0.1	0.16	<	0.21	0.43	1.1	U
1,3-Dinitrobenzene	-	0 / 29	<	U	0.04	0.11	0.12	<	U	0.036	0.098	0.11	<	U	0.038	0.1	0.11	<	U	0.089	0.2	0.4	<	U	0.05	0.1	0.15	<	U	0.052	0.1	0.16	<	0.095	0.21	0.43	U
2,4,6-Trinitrotoluene	-	0 / 29	<	U	0.049	0.11	0.12	<	U	0.044	0.098	0.11	<	U	0.046	0.1	0.11	<	U	0.16	0.4	0.4	<	U	0.05	0.1	0.15	<	U	0.052	0.1	0.16	<	0.077	0.21	0.43	U
2,4-Dinitrotoluene	22.1	17 / 29	<	U	0.03	0.087	0.11	<	U	0.027	0.078	0.098	<	U	0.028	0.082	0.1	<	U	0.084	0.2	0.4	0.092	J	0.05	0.1	0.13	0.11	J	0.052	0.1	0.14	0.09	0.09	0.21	0.43	J
2,6-Dinitrotoluene	-	0 / 29	<	U	0.044	0.087	0.11	<	U	0.039	0.078	0.098	<	U	0.041	0.082	0.1	<	U	0.065	0.2	0.2	<	U	0.05	0.1	0.13	<	U	0.052	0.1	0.14	<	0.069	0.21	0.21	U
2-Amino-4,6-dinitrotoluene	0.373	4 / 29	<	U	0.055	0.11	0.12	<	U	0.05	0.098	0.11	<	U	0.052	0.1	0.11	<	U	0.051	0.12	0.2	<	U	0.03	0.1	0.15	<	U	0.031	0.1	0.16	<	0.054	0.13	0.21	U
2-Nitrotoluene	-	0 / 25	<	U	0.093	0.22	0.23	<	UJ	0.084	0.2	0.21	<	U	0.088	0.21	0.22	<	UJ	0.086	0.2	0.4	<	U	0.088	0.2	0.5	<	U	0.092	0.21	0.52	<	0.092	0.21	0.43	U
3-Nitrotoluene	-	0 / 25	<	U	0.21	0.43	0.43	<	UJ	0.19	0.39	0.39	<	U	0.2	0.41	0.41	<	U	0.2	0.4	0.4	<	U	0.057	0.2	0.5	<	U	0.06	0.21	0.52	<	0.089	0.21	0.43	U
4-Amino-2,6-dinitrotoluene	-	0 / 25	<	U	0.063	0.13	0.16	<	U	0.057	0.12	0.15	<	U	0.059	0.12	0.15	<	U	0.058	0.12	0.2	<	U	0.05	0.1	0.15	<	U	0.052	0.1	0.16	<	0.062	0.13	0.21	U
4-Nitrotoluene	-	0 / 25	<	U	0.11	0.43	0.44	<	UJ	0.098	0.39	0.4	<	U	0.1	0.41	0.42	<	UJ	0.2	0.4	1	<	U	0.088	0.2	0.5	<	U	0.092	0.21	0.52	<	0.21	0.43	1.1	U
HMX	6.1	20 / 29	<	U	0.095	0.22	0.23	0.21		0.086	0.2	0.21	<	U	0.09	0.21	0.22	0.47		0.088	0.2	0.4	0.67		0.028	0.1	0.15	0.59		0.038	0.1	0.16	0.57	0.094	0.21	0.43	
MNX	0.15 J	1 / 19	<	U	0.17	0.43	2.2	<	U	0.15	0.39	2	<	U	0.16	0.41	2.1	<	U	0.15	0.4	2	<	U	0.036	0.1	0.5	<	U	0.029	0.1	0.52	<	0.38	0.38	2.1	U
Nitrobenzene	-	0 / 29	<	U	0.099	0.22	0.23	<	U	0.089	0.2	0.21	<	U	0.094	0.21	0.22	<	U	0.091	0.2	0.4	<	U	0.05	0.1	0.15	<	U	0.052	0.1	0.16	<	0.097	0.21	0.43	U
RDX	8.8	24 / 29	0.22	J	0.056	0.22	0.23	<	U	0.05	0.2	0.21	<	U	0.053	0.21	0.22	0.5	J	0.16	0.4	0.4	0.67		0.036	0.1	0.15	0.57		0.038	0.1	0.16	0.6	0.056	0.13	0.21	
Tetryl	-	0 / 27	<	U	0.034	0.11	0.12	<	U	0.031	0.098	0.11	<	U	0.033	0.1	0.11	<	U	0.079	0.2	0.24	<	U	0.05	0.1	0.15	<	U	0.052	0.1	0.16	<	0.085	0.21	0.26	U

Notes:
< = less than reporting limit
µg/L = micrograms per liter
HMX = octahydro-1,3,5,7-tetranitro-1,3,5,7-tetrazocine
ID = identification number
J = estimated
LOQ = limit of quantifications
MNX = mono-nitroso-RDX
NA = not analyzed
NRL = no reporting limit
Qual = qualifier
RDX = hexahydro-1,3,5-trinitro-1,3,5-triazine
RL = reporting limit
U = nondetect

TABLE E.1.1-26
CORNHUSKER ARMY AMMUNITION PLANT
WELL G0044-EXPLOSIVES

FIELD ID			G0044					G0044			G0044			G0044			G0044			G0044			G0044			G0044			G0044			G0044			G0044		
METHOD	Maximum	Detection	SW846 M8330					SW846 M8330			SW846 M8330			SW846 M8330			SW846 M8330			SW846 M8330			SW846 M8330			SW846 M8330			SW846 M8330			SW846 M8330			SW846 M8330		
COLLECT DATE	Detection	Frequency	8/5/2015					8/18/2014			3/11/2013			3/5/2012			3/7/2011			3/2/2010			3/9/2009			3/17/2008			3/13/2007			3/27/2006			3/22/2005		
			Result	DL	LOD	LOQ	Qual	Result	LOQ	Qual	Result	RL	Qual	Result	RL	Qual	Result	RL	Qual	Result	RL	Qual	Result	RL	Qual	Result	RL	Qual	Result	RL	Qual	Result	RL	Qual	Result	RL	Qual
EXPLOSIVES (µg/L)																																				
1,3,5-Trinitrobenzene	-	0 / 29	<	0.21	1.1	0.43	U	<	1.1	U	<	0.8	U	<	0.8	U	<	0.8	U	<	1	U	<	0.48	U	<	0.49	U	<	0.5	U	<	0.48	U	<	0.48	U
1,3-Dinitrobenzene	-	0 / 29	<	0.094	0.43	0.21	U	<	0.42	U	<	0.8	U	<	0.8	U	<	0.8	U	<	0.4	U	<	0.48	U	<	0.49	U	<	0.5	U	<	0.48	U	<	0.48	U
2,4,6-Trinitrotoluene	-	0 / 29	<	0.077	0.43	0.21	U	<	0.42	U	<	0.8	U	<	0.8	U	<	0.8	U	<	0.4	U	<	0.48	U	<	0.49	U	<	0.5	U	<	0.48	U	<	0.48	U
2,4-Dinitrotoluene	22.1	17 / 29	0.094	0.089	0.43	0.21	J	0.12	0.42	J	<	0.8	U	<	0.8	U	<	0.8	U	<	0.4	U	<	0.48	U	<	0.49	U	<	0.5	U	<	0.48	U	0.45	0.48	J
2,6-Dinitrotoluene	-	0 / 29	<	0.069	0.21	0.21	U	<	0.21	U	<	0.8	U	<	0.8	U	<	0.8	U	<	0.2	U	<	0.48	U	<	0.49	U	<	0.5	U	<	0.48	U	<	0.48	U
2-Amino-4,6-dinitrotoluene	0.373	4 / 29	0.072	0.054	0.21	0.13	J	0.057	0.21	J	<	0.8	U	<	0.8	U	<	0.8	U	0.076	0.2	J	<	0.48	U	<	0.49	U	<	0.5	U	<	0.48	U	<	0.48	U
2-Nitrotoluene	-	0 / 25	<	0.091	0.43	0.21	U	<	0.42	U	<	0.8	U	<	0.8	U	<	0.8	U	<	0.4	U	<	0.48	U	<	0.49	U	<	0.5	U	<	0.48	U	<	0.48	U
3-Nitrotoluene	-	0 / 25	<	0.089	0.43	0.21	U	<	0.42	U	<	0.8	U	<	0.8	U	<	0.8	U	<	0.4	U	<	0.48	U	<	0.49	U	<	0.5	U	<	0.48	U	<	0.48	U
4-Amino-2,6-dinitrotoluene	-	0 / 25	<	0.061	0.21	0.13	U	<	0.42	U	<	1.4	U	<	1.4	U	<	0.8	U	<	0.2	U	<	0.48	U	<	0.49	U	<	0.5	U	<	0.48	U	<	0.48	U
4-Nitrotoluene	-	0 / 25	<	0.21	1.1	0.43	U	<	1.1	U	<	0.8	U	<	0.8	U	<	0.8	U	<	1	U	<	0.48	U	<	0.49	U	<	0.5	U	<	0.48	U	<	0.48	U
HMX	6.1	20 / 29	0.97	0.093	0.43	0.21		1.7	0.42		1.8	0.8	J	0.43	0.8	J	0.15	0.8	J	0.24	0.4	J	<	0.48	U	<	0.49	U	0.95	0.5		1.3	0.48	J	5.1	0.48	
MNX	0.15 J	1 / 19	<	0.38	2.1	0.38	U	<	2.1	U	<	0.8	U	<	0.8	U	<	0.8	U	<	2	U	<	0.48	U	<	0.49	U	<	0.5	U	<	0.48	U	<	0.48	U
Nitrobenzene	-	0 / 29	<	0.097	0.43	0.21	U	<	0.42	U	<	0.8	U	<	0.8	U	<	0.8	U	<	0.4	U	<	0.48	U	<	0.49	U	<	0.5	U	<	0.48	U	<	0.48	U
RDX	8.8	24 / 29	1.7	0.056	0.21	0.13		3.6	0.21		3.3	0.8	J	1.4	0.8	J	1	0.8		0.35	0.2		<	0.48	U	<	0.49	U	1.1	0.5		2	0.48		7.8	0.48	
Tetryl	-	0 / 27	<	0.084	0.26	0.21	U	<	0.25	U	<	1.6	U	<	0.8	U	<	0.8	U	<	0.24	U	<	0.48	U	<	0.49	U	<	0.5	U	<	0.48	U	<	0.48	U

Notes:
< = less than reporting limit
µg/L = micrograms per liter
HMX = octahydro-1,3,5,7-tetranitro-1,3,5,7-tetrazocine
ID = identification number
J = estimated
LOQ = limit of quantifications
MNX = mono-nitroso-RDX
NA = not analyzed
NRL = no reporting limit
Qual = qualifier
RDX = hexahydro-1,3,5-trinitro-1,3,5-triazine
RL = reporting limit
U = nondetect

TABLE E.1.1-26
CORNHUSKER ARMY AMMUNITION PLANT
WELL G0044-EXPLOSIVES

FIELD ID			G0044			G0044			G0044			G0044			G0044			G0044			G0044			G0044			G0044			G0044			G0044		
METHOD	Maximum	Detection	SW846 M8330			SW846 M8330			SW846 M8330			SW846 M8330			SW846 M8330			SW846 M8330			UW51			UW33			UW33			UW32			UW33		
COLLECT DATE	Detection	Frequency	3/23/2004			3/20/2003			3/25/2002			3/30/2001			6/15/2000			3/26/1999			6/24/1998			7/13/1994			6/21/1994			8/25/1992			3/17/1992		
			Result	RL	Qual	Result	RL	Qual	Result	RL	Qual	Result	RL	Qual	Result	RL	Qual	Result	RL	Qual	Result	RL	Qual	Result	RL	Qual	Result	RL	Qual	Result	RL	Qual	Result	RL	Qual
EXPLOSIVES (µg/L)																																				
1,3,5-Trinitrobenzene	-	0 / 29	<	0.23	U	<	0.2	U	<	0.30	U	<	0.8	U	<	0.8	U	<	0.8	U	<	1.00	UJ	<	0.425	U	<	0.425	U	<	0.449	U	<	0.425	U
1,3-Dinitrobenzene	-	0 / 29	<	0.23	U	<	0.2	U	<	0.20	UJ	<	0.8	U	<	0.8	U	<	0.8	U	<	0.500	UJ	<	0.549	U	<	0.549	U	<	0.611	U	<	0.549	U
2,4,6-Trinitrotoluene	-	0 / 29	<	0.23	U	<	0.2	U	<	0.25	U	<	0.8	U	<	1.5	U	<	0.8	U	<	1.00	UJ	<	0.451	U	<	0.451	U	<	0.635	U	<	0.451	U
2,4-Dinitrotoluene	22.1	17 / 29	0.78	0.44		1.1	0.39		0.51	0.20		0.51	0.8	J	1	1.1	J	1.02	0.8		1.01	0.500	J	5.01	NRL		5.70	NRL		22.1	NRL		14.0	NRL	
2,6-Dinitrotoluene	-	0 / 29	<	0.44	U	<	0.39	U	<	0.78	U	<	0.8	U	<	1.1	U	<	0.8	U	<	0.500	UJ	<	0.26	U	<	0.26	U	<	0.074	U	<	0.26	U
2-Amino-4,6-dinitrotoluene	0.373	4 / 29	<	0.44	U	<	0.39	U	<	0.31	U	<	0.8	U	<	1	U	<	0.8	U	<	0.500	UJ	<	0.244	U	<	0.244	U	0.373	NRL		<	0.5	U
2-Nitrotoluene	-	0 / 25	<	0.44	U	<	0.39	U	<	0.61	U	<	0.8	U	<	1.1	U	<	0.8	U	<	1.00	UJ		NA			NA			NA			NA	
3-Nitrotoluene	-	0 / 25	<	0.44	U	<	0.39	U	<	0.39	U	<	0.8	U	<	1.1	U	<	0.8	U	<	1.00	UJ		NA			NA			NA			NA	
4-Amino-2,6-dinitrotoluene	-	0 / 25	<	0.44	U	<	0.39	U	<	0.52	U	<	0.8	U	<	1	U	<	0.8	U	<	1.00	UJ		NA			NA			NA			NA	
4-Nitrotoluene	-	0 / 25	<	0.71	U	<	0.62	U	<	1.2	U	<	0.8	U	<	1.1	U	<	0.8	U	<	1.00	UJ		NA			NA			NA			NA	
HMX	6.1	20 / 29	6.1	0.55		4.1	0.49		1.8	0.85	J	0.86	1	J	0.4	0.8	J	0.361	0.8	J	<	0.500	UJ	<	0.563	U	<	0.563	U	<	1.21	U	<	0.563	U
MNX	0.15 J	1 / 19	0.15	0.23	J		NA			NA			NA			NA			NA			NA			NA			NA			NA			NA	
Nitrobenzene	-	0 / 29	<	0.23	U	<	0.2	U	<	0.35	U	<	0.8	U	<	0.8	U	<	0.8	U	<	0.500	UJ	<	0.817	U	<	0.817	U	<	0.645	U	<	0.817	U
RDX	8.8	24 / 29	8.8	0.23		6.8	0.2		4.7	0.50	J	3.7	0.8		1.8	0.8		1.14	0.8		<	1.00	UJ	0.86	NRL		0.779	NRL		7.91	NRL		4.87	NRL	
Tetryl	-	0 / 27	<	0.44	U	<	0.39	U	<	0.82	U	<	0.8	U	<	1.3	U	<	0.8	U	<	0.500	UJ	<	1.18	U	<	1.18	U		NA			NA	

Notes:
< = less than reporting limit
µg/L = micrograms per liter
HMX = octahydro-1,3,5,7-tetranitro-1,3,5,7-tetrazocine
ID = identification number
J = estimated
LOQ = limit of quantifications
MNX = mono-nitroso-RDX
NA = not analyzed
NRL = no reporting limit
Qual = qualifier
RDX = hexahydro-1,3,5-trinitro-1,3,5-triazine
RL = reporting limit
U = nondetect

TABLE E.1.1-27
CORNHUSKER ARMY AMMUNITION PLANT
WELL G0045-EXPLOSIVES

FIELD ID			G0045					G0045					G0045					G0045					G0045					G0045					G0045				
METHOD	Maximum	Detection	SW846 M8330					SW846 M8330					SW846 M8330					SW846 M8330					SW846 M8330					SW846 M8330					SW846 M8330				
COLLECT DATE	Detection	Frequency	5/20/2022					5/25/2021					6/11/2020					6/6/2019					3/14/2018					3/24/2017					8/8/2016				
			Result	Qual	DL	LOD	LOQ	Result	Qual	DL	LOD	LOQ	Result	Qual	DL	LOD	LOQ	Result	Qual	DL	LOD	LOQ	Result	Qual	DL	LOD	LOQ	Result	Qual	DL	LOD	LOQ	Result	DL	LOD	LOQ	Qual
EXPLOSIVES (µg/L)																																				
1,3,5-Trinitrobenzene	-	0 / 29	<	U	0.082	0.2	0.21	<	U	0.085	0.2	0.21	<	U	0.089	0.21	0.22	<	U	0.21	0.42	1.1	<	U	0.032	0.1	0.15	<	U	0.032	0.1	0.16	<	0.21	0.42	1.1	U
1,3-Dinitrobenzene	-	0 / 29	<	U	0.036	0.098	0.11	<	U	0.037	0.1	0.11	<	U	0.039	0.11	0.12	<	U	0.093	0.21	0.42	<	U	0.051	0.1	0.15	<	U	0.052	0.1	0.16	<	0.094	0.21	0.42	U
2,4,6-Trinitrotoluene	-	0 / 29	<	U	0.044	0.098	0.11	<	U	0.045	0.1	0.11	<	U	0.047	0.11	0.12	<	U	0.17	0.42	0.42	<	U	0.051	0.1	0.15	<	U	0.052	0.1	0.16	<	0.077	0.21	0.42	U
2,4-Dinitrotoluene	-	0 / 29	<	U	0.027	0.078	0.098	<	U	0.028	0.081	0.1	<	U	0.029	0.084	0.11	<	U	0.088	0.21	0.42	<	U	0.051	0.1	0.13	<	U	0.052	0.1	0.14	<	0.089	0.21	0.42	U
2,6-Dinitrotoluene	-	0 / 29	<	U	0.039	0.078	0.098	<	U	0.04	0.081	0.1	<	U	0.042	0.084	0.11	<	U	0.068	0.21	0.21	<	U	0.051	0.1	0.13	<	U	0.052	0.1	0.14	<	0.068	0.21	0.21	U
2-Amino-4,6-dinitrotoluene	-	0 / 29	<	U	0.05	0.098	0.11	<	U	0.051	0.1	0.11	<	U	0.053	0.11	0.12	<	U	0.053	0.13	0.21	<	U	0.031	0.1	0.15	<	U	0.031	0.1	0.16	<	0.054	0.13	0.21	U
2-Nitrotoluene	-	0 / 25	<	U	0.084	0.2	0.21	<	UJ	0.086	0.2	0.21	<	U	0.09	0.21	0.22	<	UJ	0.09	0.21	0.42	<	U	0.09	0.2	0.51	<	U	0.092	0.21	0.52	<	0.090	0.21	0.42	U
3-Nitrotoluene	-	0 / 25	<	U	0.19	0.39	0.39	<	UJ	0.2	0.4	0.4	<	U	0.21	0.42	0.42	<	U	0.21	0.42	0.42	<	U	0.058	0.2	0.51	<	U	0.059	0.21	0.52	<	0.088	0.21	0.42	U
4-Amino-2,6-dinitrotoluene	-	0 / 25	<	U	0.057	0.12	0.15	<	U	0.058	0.12	0.15	<	U	0.061	0.13	0.16	<	U	0.061	0.13	0.21	<	U	0.051	0.1	0.15	<	U	0.052	0.1	0.16	<	0.061	0.13	0.21	U
4-Nitrotoluene	-	0 / 25	<	U	0.098	0.39	0.4	<	UJ	0.1	0.4	0.41	<	U	0.11	0.42	0.43	<	U	0.21	0.42	1.1	<	U	0.09	0.2	0.51	<	U	0.092	0.21	0.52	<	0.21	0.42	1.1	U
HMX	0.776	1 / 29	<	U	0.086	0.2	0.21	<	U	0.088	0.2	0.21	<	U	0.092	0.21	0.22	<	U	0.092	0.21	0.42	<	U	0.029	0.1	0.15	<	U	0.037	0.1	0.16	<	0.093	0.21	0.42	U
MNX	-	0 / 19	<	U	0.15	0.39	2	<	U	0.16	0.4	2	<	U	0.16	0.42	2.1	<	U	0.16	0.42	2.1	<	U	0.037	0.1	0.51	<	U	0.029	0.1	0.52	<	0.38	0.38	2.1	U
Nitrobenzene	-	0 / 29	<	U	0.089	0.2	0.21	<	U	0.092	0.2	0.21	<	U	0.096	0.21	0.22	<	U	0.096	0.21	0.42	<	U	0.051	0.1	0.15	<	U	0.052	0.1	0.16	<	0.096	0.21	0.42	U
RDX	-	0 / 29	<	U	0.05	0.2	0.21	<	U	0.052	0.2	0.21	<	U	0.054	0.21	0.22	<	U	0.17	0.42	0.42	<	U	0.037	0.1	0.15	<	U	0.037	0.1	0.16	<	0.055	0.13	0.21	U
Tetryl	-	0 / 27	<	U	0.031	0.098	0.11	<	U	0.032	0.1	0.11	<	U	0.033	0.11	0.12	<	U	0.083	0.21	0.25	<	U	0.051	0.1	0.15	<	U	0.052	0.1	0.16	<	0.084	0.21	0.25	U

Notes:
< = less than reporting limit
µg/L = micrograms per liter
HMX = octahydro-1,3,5,7-tetranitro-1,3,5,7-tetrazocine
ID = identification number
J = estimated
LOQ = limit of quantifications
MNX = mono-nitroso-RDX
NA = not analyzed
NRL = no reporting limit
Qual = qualifier
RDX = hexahydro-1,3,5-trinitro-1,3,5-triazine
RL = reporting limit
U = nondetect

TABLE E.1.1-27
CORNHUSKER ARMY AMMUNITION PLANT
WELL G0045-EXPLOSIVES

FIELD ID			G0045					G0045			G0045			G0045			G0045			G0045			G0045			G0045			G0045			G0045			G0045		
METHOD	Maximum	Detection	SW846 M8330					SW846 M8330			SW846 M8330			SW846 M8330			SW846 M8330			SW846 M8330			SW846 M8330			SW846 M8330			SW846 M8330			SW846 M8330			SW846 M8330		
COLLECT DATE	Detection	Frequency	8/15/2015					8/7/2014			3/8/2013			3/7/2012			3/7/2011			3/3/2010			3/11/2009			3/14/2008			3/15/2007			3/16/2006			3/17/2005		
			Result	DL	LOD	LOQ	Qual	Result	LOQ	Qual	Result	RL	Qual	Result	RL	Qual	Result	RL	Qual	Result	RL	Qual	Result	RL	Qual	Result	RL	Qual	Result	RL	Qual	Result	RL	Qual	Result	RL	Qual
EXPLOSIVES (µg/L)																																				
1,3,5-Trinitrobenzene	-	0 / 29	<	0.21	0.42	1.1	U	<	1	U	<	0.8	U	<	0.8	U	<	0.8	U	<	1	U	<	0.48	U	<	0.48	U	<	0.48	U	<	0.48	U	<	0.48	U
1,3-Dinitrobenzene	-	0 / 29	<	0.094	0.21	0.42	U	<	0.42	U	<	0.8	U	<	0.8	U	<	0.8	U	<	0.4	U	<	0.48	U	<	0.48	U	<	0.48	U	<	0.48	U	<	0.48	U
2,4,6-Trinitrotoluene	-	0 / 29	<	0.076	0.21	0.42	U	<	0.42	U	<	0.8	U	<	0.8	U	<	0.8	U	<	0.4	U	<	0.48	U	<	0.48	U	<	0.48	U	<	0.48	U	<	0.48	U
2,4-Dinitrotoluene	-	0 / 29	<	0.088	0.21	0.42	U	<	0.42	U	<	0.8	U	<	0.8	U	<	0.8	U	<	0.4	U	<	0.48	U	<	0.48	U	<	0.48	U	<	0.48	U	<	0.48	U
2,6-Dinitrotoluene	-	0 / 29	<	0.068	0.21	0.21	U	<	0.21	U	<	0.8	U	<	0.8	U	<	0.8	U	<	0.2	U	<	0.48	U	<	0.48	U	<	0.48	U	<	0.48	U	<	0.48	U
2-Amino-4,6-dinitrotoluene	-	0 / 29	<	0.054	0.13	0.21	U	<	0.21	U	<	0.8	U	<	0.8	U	<	0.8	U	<	0.2	U	<	0.48	U	<	0.48	U	<	0.48	U	<	0.48	U	<	0.48	U
2-Nitrotoluene	-	0 / 25	<	0.090	0.21	0.42	U	<	0.42	U	<	0.8	U	<	0.8	U	<	0.8	U	<	0.4	U	<	0.48	U	<	0.48	U	<	0.48	U	<	0.48	U	<	0.48	U
3-Nitrotoluene	-	0 / 25	<	0.88	0.21	0.42	U	<	0.42	U	<	0.8	U	<	0.8	U	<	0.8	U	<	0.4	U	<	0.48	U	<	0.48	U	<	0.48	U	<	0.48	U	<	0.48	U
4-Amino-2,6-dinitrotoluene	-	0 / 25	<	0.061	0.13	0.21	U	<	0.21	U	<	1.4	U	<	1.4	U	<	0.8	U	<	0.2	U	<	0.48	U	<	0.48	U	<	0.48	U	<	0.48	U	<	0.48	U
4-Nitrotoluene	-	0 / 25	<	0.21	0.42	1.1	U	<	1	U	<	0.8	U	<	0.8	U	<	0.8	U	<	1	U	<	0.48	U	<	0.48	U	<	0.48	U	<	0.48	U	<	0.48	U
HMX	0.776	1 / 29	<	0.092	0.21	0.42	U	<	0.42	U	<	0.8	U	<	0.8	U	<	0.8	U	<	0.4	U	<	0.48	U	<	0.48	U	<	0.48	U	<	0.48	U	<	0.48	U
MNX	-	0 / 19	<	0.38	0.38	2.1	U	<	2.1	U	<	0.8	U	<	0.8	U	<	0.8	U	<	2	U	<	0.48	U	<	0.48	U	<	0.48	U	<	0.48	U	<	0.48	U
Nitrobenzene	-	0 / 29	<	0.096	0.21	0.42	U	<	0.42	U	<	0.8	U	<	0.8	U	<	0.8	U	<	0.4	U	<	0.48	U	<	0.48	U	<	0.48	U	<	0.48	U	<	0.48	U
RDX	-	0 / 29	<	0.055	0.31	0.13	U	<	0.21	U	<	0.8	U	<	0.8	U	<	0.8	U	<	0.2	U	<	0.48	U	<	0.48	U	<	0.48	U	<	0.48	U	<	0.48	U
Tetryl	-	0 / 27	<	0.084	0.21	0.25	U	<	0.25	U	<	1.6	U	<	0.8	U	<	0.8	U	<	0.24	U	<	0.48	U	<	0.48	U	<	0.48	U	<	0.48	U	<	0.48	U

Notes:
< = less than reporting limit
µg/L = micrograms per liter
HMX = octahydro-1,3,5,7-tetranitro-1,3,5,7-tetrazocine
ID = identification number
J = estimated
LOQ = limit of quantifications
MNX = mono-nitroso-RDX
NA = not analyzed
NRL = no reporting limit
Qual = qualifier
RDX = hexahydro-1,3,5-trinitro-1,3,5-triazine
RL = reporting limit
U = nondetect

TABLE E.1.1-27
CORNHUSKER ARMY AMMUNITION PLANT
WELL G0045-EXPLOSIVES

FIELD ID			G0045			G0045			G0045			G0045			G0045			G0045			G0045			G0045			G0045			G0045			G0045		
METHOD	Maximum	Detection	SW846 M8330			SW846 M8330			SW846 M8330			SW846 M8330			SW846 M8330			SW846 M8330			UW51			UW33			UW33			UW32			UW33		
COLLECT DATE	Detection	Frequency	3/18/2004			3/20/2003			3/26/2002			3/27/2001			3/21/2000			3/31/1999			6/26/1998			7/17/1994			6/12/1994			8/19/1992			3/16/1992		
			Result	RL	Qual	Result	RL	Qual	Result	RL	Qual	Result	RL	Qual	Result	RL	Qual	Result	RL	Qual	Result	RL	Qual	Result	RL	Qual	Result	RL	Qual	Result	RL	Qual	Result	RL	Qual
EXPLOSIVES (µg/L)																																		
1,3,5-Trinitrobenzene	-	0 / 29	<	0.2	U	<	0.28	U	<	0.28	U	<	0.8	U	<	0.8	U	<	0.8	U	<	1.00	U	<	0.425	U	<	0.425	U	<	0.449	U	<	0.425	U
1,3-Dinitrobenzene	-	0 / 29	<	0.2	U	<	0.28	U	<	0.19	U	<	0.8	U	<	0.8	U	<	0.8	U	<	0.500	U	<	0.549	U	<	0.549	U	<	0.611	U	<	0.549	U
2,4,6-Trinitrotoluene	-	0 / 29	<	0.2	U	<	0.28	U	<	0.23	U	<	0.8	U	<	1.5	U	<	0.8	U	<	1.00	U	<	0.451	U	<	0.451	U	<	0.635	U	<	0.451	U
2,4-Dinitrotoluene	-	0 / 29	<	0.39	U	<	0.54	U	<	0.19	U	<	0.8	U	<	1.1	U	<	0.8	U	<	0.500	U	<	0.26	U	<	0.26	U	<	0.064	U	<	0.26	U
2,6-Dinitrotoluene	-	0 / 29	<	0.39	U	<	0.54	U	<	0.72	U	<	0.8	U	<	1.1	U	<	0.8	U	<	0.500	U	<	0.26	U	<	0.26	U	<	0.074	U	<	0.26	U
2-Amino-4,6-dinitrotoluene	-	0 / 29	<	0.39	U	<	0.54	U	<	0.29	U	<	0.8	U	<	1	U	<	0.8	U	<	0.500	U	<	0.244	U	<	0.244	U	<	0.158	U	<	0.5	U
2-Nitrotoluene	-	0 / 25	<	0.39	U	<	0.54	U	<	0.57	U	<	0.8	U	<	1.1	U	<	0.8	U	<	1.00	U		NA			NA			NA			NA	
3-Nitrotoluene	-	0 / 25	<	0.39	U	<	0.54	U	<	0.36	U	<	0.8	U	<	1.1	U	<	0.8	U	<	1.00	U		NA			NA			NA			NA	
4-Amino-2,6-dinitrotoluene	-	0 / 25	<	0.39	U	<	0.54	U	<	0.49	U	<	0.8	U	<	1	U	<	0.8	U	<	1.00	U		NA			NA			NA			NA	
4-Nitrotoluene	-	0 / 25	<	0.62	U	<	0.87	U	<	1.2	U	<	0.8	U	<	1.1	U	<	0.8	U	<	1.00	U		NA			NA			NA			NA	
HMX	0.776	1 / 29	<	0.49	U	<	0.68	U	<	0.79	U	<	1	U	<	0.8	U	<	0.8	U	<	0.500	U	0.776	NRL		<	0.563		<	1.21		<	0.563	U
MNX	-	0 / 19	<	0.2	U		NA			NA			NA			NA			NA			NA			NA			NA			NA			NA	
Nitrobenzene	-	0 / 29	<	0.2	U	<	0.28	U	<	0.33	U	<	0.8	U	<	0.8	U	<	0.8	U	<	0.500	U	<	0.817	U	<	0.817	U	<	0.645	U	<	0.817	U
RDX	-	0 / 29	<	0.2	U	<	0.28	U	<	0.47	U	<	0.8	U	<	0.8	U	<	0.8	U	<	1.00	U	<	0.412	U	<	0.412	U	<	1.17	U	<	0.412	U
Tetryl	-	0 / 27	<	0.39	U	<	0.54	U	<	0.77	U	<	0.8	U	<	1.3	U	<	0.8	U	<	0.500	U	<	1.18	U	<	1.18	U		NA			NA	

Notes:
< = less than reporting limit
µg/L = micrograms per liter
HMX = octahydro-1,3,5,7-tetranitro-1,3,5,7-tetrazocine
ID = identification number
J = estimated
LOQ = limit of quantifications
MNX = mono-nitroso-RDX
NA = not analyzed
NRL = no reporting limit
Qual = qualifier
RDX = hexahydro-1,3,5-trinitro-1,3,5-triazine
RL = reporting limit
U = nondetect

TABLE E.1.1-28
CORNHUSKER ARMY AMMUNITION PLANT
WELL G0046-EXPLOSIVES

FIELD ID			G0046			G0046			G0046			G0046			G0046			G0046			G0046			G0046			G0046			G0046			G0046			G0046		
METHOD	Maximum	Detection	SW846 M8330			SW846 M8330			SW846 M8330			SW846 M8330			SW846 M8330			SW846 M8330			SW846 M8330			SW846 M8330			SW846 M8330			SW846 M8330			SW846 M8330			SW846 M8330		
COLLECT DATE	Detection	Frequency	None			3/12/2013			40,975.00			3/7/2011			3/12/2010			3/9/2009			3/14/2008			3/15/2007			3/28/2006			3/18/2005			3/23/2004			3/19/2003		
			Result	RL	Qual	Result	RL	Qual	Result	RL	Qual	Result	RL	Qual	Result	RL	Qual	Result	RL	Qual	Result	RL	Qual	Result	RL	Qual	Result	RL	Qual	Result	RL	Qual	Result	RL	Qual	Result	RL	Qual
EXPLOSIVES (µg/L)																																						
1,3,5-Trinitrobenzene	-	0 / 21				<	0.8	U	<	0.8	U	<	0.8	U	<	1	U	<	0.48	U	<	0.48	U	<	0.5	U	<	0.48	U	<	0.48	U	<	0.31	U	<	0.16	U
1,3-Dinitrobenzene	-	0 / 21				<	0.8	U	<	0.8	U	<	0.8	U	<	0.4	U	<	0.48	U	<	0.48	U	<	0.5	U	<	0.48	U	<	0.48	U	<	0.31	U	<	0.16	U
2,4,6-Trinitrotoluene	-	0 / 21				<	0.8	U	<	0.8	U	<	0.8	U	<	0.4	U	<	0.48	U	<	0.48	U	<	0.5	U	<	0.48	U	<	0.48	U	<	0.31	U	<	0.16	U
2,4-Dinitrotoluene	-	0 / 21				<	0.8	U	<	0.8	U	<	0.8	U	<	0.4	U	<	0.48	U	<	0.48	U	<	0.5	U	<	0.48	U	<	0.48	U	<	0.6	U	<	0.31	U
2,6-Dinitrotoluene	-	0 / 21	**Abandoned**			<	0.8	U	<	0.8	U	<	0.8	U	<	0.2	U	<	0.48	U	<	0.48	U	<	0.5	U	<	0.48	U	<	0.48	U	<	0.6	U	<	0.31	U
2-Amino-4,6-dinitrotoluene	-	0 / 21	**2013**			<	0.8	U	<	0.8	U	<	0.8	U	<	0.2	U	<	0.48	U	<	0.48	U	<	0.5	U	<	0.48	U	<	0.48	U	<	0.6	U	<	0.31	U
2-Nitrotoluene	-	0 / 17				<	0.8	U	<	0.8	U	<	0.8	U	<	0.4	U	<	0.48	U	<	0.48	U	<	0.5	U	<	0.48	U	<	0.48	U	<	0.6	U	<	0.31	U
3-Nitrotoluene	-	0 / 17				<	0.8	U	<	0.8	U	<	0.8	U	<	0.4	U	<	0.48	U	<	0.48	U	<	0.5	U	<	0.48	U	<	0.48	U	<	0.6	U	<	0.31	U
4-Amino-2,6-dinitrotoluene	-	0 / 17				<	1.4	U	<	1.4	U	<	0.8	U	<	0.2	U	<	0.48	U	<	0.48	U	<	0.5	U	<	0.48	U	<	0.48	U	<	0.6	U	<	0.31	U
4-Nitrotoluene	-	0 / 17				<	0.8	U	<	0.8	U	<	0.8	U	<	1	U	<	0.48	U	<	0.48	U	<	0.5	U	<	0.48	U	<	0.48	U	<	0.98	U	<	0.5	U
HMX	-	0 / 21				<	0.8	U	<	0.8	U	<	0.8	U	<	0.4	U	<	0.48	U	<	0.48	U	<	0.5	U	<	0.48	U	<	0.48	U	<	0.76	U	<	0.39	U
MNX	-	0 / 10				<	0.8	U	<	0.8	U	<	0.8	U	<	2	U	<	0.48	U	<	0.48	U	<	0.5	U	<	0.48	U	<	0.48	U	<	0.31	U		NA	
Nitrobenzene	-	0 / 21				<	0.8	U	<	0.8	U	<	0.8	U	<	0.4	U	<	0.48	U	<	0.48	U	<	0.5	U	<	0.48	U	<	0.48	U	<	0.31	U	<	0.16	U
RDX	-	0 / 21				<	0.8	U	<	0.8	U	<	0.8	U	<	0.2	U	<	0.48	U	<	0.48	U	<	0.5	U	<	0.48	U	<	0.48	U	<	0.31	U	<	0.16	U
Tetryl	5.98	2 / 19				<	1.6	U	<	0.8	U	<	0.8	U	<	0.24	U	<	0.48	U	<	0.48	U	<	0.5	U	<	0.48	U	<	0.48	U	<	0.6	U	<	0.31	U

Notes:
< = less than reporting limit
µg/L = micrograms per liter
HMX = octahydro-1,3,5,7-tetranitro-1,3,5,7-tetrazocine
ID = identification number
J = estimated
LOQ = limit of quantifications
MNX = mono-nitroso-RDX
NA = not analyzed
NRL = no reporting limit
Qual = qualifier
RDX = hexahydro-1,3,5-trinitro-1,3,5-triazine
RL = reporting limit
U = nondetect

TABLE E.1.1-28
CORNHUSKER ARMY AMMUNITION PLANT
WELL G0046-EXPLOSIVES

FIELD ID			G0046			G0046			G0046			G0046			G0046			G0046			G0046			G0046			G0046			G0046		
METHOD	Maximum	Detection	SW846 M8330			SW846 M8330			SW846 M8330			SW846 M8330			UW51			UW51			UW33			UW33			UW32			UW33		
COLLECT DATE	Detection	Frequency	3/25/2002			3/27/2001			3/20/2000			3/30/1999			6/23/1998			10/4/1997			7/17/1994			6/22/1994			8/19/1992			3/20/1992		
			Result	RL	Qual	Result	RL	Qual	Result	RL	Qual	Result	RL	Qual	Result	RL	Qual	Result	RL	Qual	Result	RL	Qual	Result	RL	Qual	Result	RL	Qual	Result	RL	Qual
EXPLOSIVES (µg/L)																																
1,3,5-Trinitrobenzene	-	0 / 21	<	0.34	U	<	0.8	U	<	0.8	U	<	0.8	U	<	1.00	UJ	<	0.125	U	<	0.425	U	<	0.425	U	<	0.449	U	<	0.425	U
1,3-Dinitrobenzene	-	0 / 21	<	0.23	UJ	<	0.8	U	<	0.8	U	<	0.8	U	<	0.500	UJ	<	0.989	U	<	0.549	U	<	0.549	U	<	0.611	U	<	0.549	U
2,4,6-Trinitrotoluene	-	0 / 21	<	0.28	U	<	0.8	U	<	1.5	U	<	0.8	U	<	1.00	UJ	<	0.29	U	<	0.451	U	<	0.451	U	<	0.635	U	<	0.451	U
2,4-Dinitrotoluene	-	0 / 21	<	0.23	U	<	0.8	U	<	1.1	U	<	0.8	U	<	0.500	UJ	<	0.233	U	<	0.26	U	<	0.26	U	<	0.064	U	<	0.26	U
2,6-Dinitrotoluene	-	0 / 21	<	0.88	U	<	0.8	U	<	1.1	U	<	0.8	U	<	0.500	UJ	<	0.2	U	<	0.26	U	<	0.26	U	<	0.074	U	<	0.26	U
2-Amino-4,6-dinitrotoluene	-	0 / 21	<	0.35	U	<	0.8	U	<	1	U	<	0.8	U	<	0.500	UJ	<	0.173	U	<	0.244	U	<	0.244	U	<	0.158	U	<	0.5	U
2-Nitrotoluene	-	0 / 17	<	0.69	U	<	0.8	U	<	1.1	U	<	0.8	U	<	1.00	UJ	<	0.319	U		NA			NA			NA			NA	
3-Nitrotoluene	-	0 / 17	<	0.44	U	<	0.8	U	<	1.1	U	<	0.8	U	<	1.00	UJ	<	0.514	U		NA			NA			NA			NA	
4-Amino-2,6-dinitrotoluene	-	0 / 17	<	0.60	U	<	0.8	U	<	1	U	<	0.8	U	<	1.00	UJ	<	0.309	U		NA			NA			NA			NA	
4-Nitrotoluene	-	0 / 17	<	1.4	U	<	0.8	U	<	1.1	U	<	0.8	U	<	1.00	UJ	<	0.368	U		NA			NA			NA			NA	
HMX	-	0 / 21	<	0.96	U	<	1	U	<	0.8	U	<	0.8	U	<	0.500	UJ	<	0.16	U	<	0.563	U	<	0.563	U	<	1.21	U	<	0.563	U
MNX	-	0 / 10		NA			NA			NA			NA			NA			NA			NA			NA			NA			NA	
Nitrobenzene	-	0 / 21	<	0.40	U	<	0.8	U	<	0.8	U	<	0.8	U	<	0.500	UJ	<	0.231	U	<	0.817	U	<	0.817	U	<	0.645	U	<	0.817	U
RDX	-	0 / 21	<	0.57	U	<	0.8	U	<	0.8	U	<	0.8	U	<	1.00	UJ	<	0.558	U	<	0.412	U	<	0.412	U	<	1.17	U	<	0.412	U
Tetryl	5.98	2 / 19	<	0.94	U	<	0.8	U	<	1.3	U	<	0.8	U	<	0.500	UJ	<	0.253	U	5.69	NRL		5.98	NRL			NA			NA	

Notes:
< = less than reporting limit
µg/L = micrograms per liter
HMX = octahydro-1,3,5,7-tetranitro-1,3,5,7-tetrazocine
ID = identification number
J = estimated
LOQ = limit of quantifications
MNX = mono-nitroso-RDX
NA = not analyzed
NRL = no reporting limit
Qual = qualifier
RDX = hexahydro-1,3,5-trinitro-1,3,5-triazine
RL = reporting limit
U = nondetect

TABLE E.1.1-29
CORNHUSKER ARMY AMMUNITION PLANT
WELL G0047-EXPLOSIVES

FIELD ID			G0047	G0047			G0047			G0047			G0047			G0047			G0047			G0047			G0047			G0047			G0047			G0047		
METHOD	Maximum	Detection		SW846 M8330			SW846 M8330			SW846 M8330			SW846 M8330			SW846 M8330			SW846 M8330			SW846 M8330			SW846 M8330			SW846 M8330			SW846 M8330			SW846 M8330		
COLLECT DATE	Detection	Frequency	11/19/2014	None			3/19/2013			3/8/2012			3/9/2011			3/16/2010			3/12/2009			3/19/2008			3/15/2007			3/16/2006			3/16/2005			3/18/2004		
			Result	RL	Qual	Result	RL	Qual	Result	RL	Qual	Result	RL	Qual	Result	RL	Qual	Result	RL	Qual	Result	RL	Qual	Result	RL	Qual	Result	RL	Qual	Result	RL	Qual	Result	RL	Qual
EXPLOSIVES (µg/L)																																			
1,3,5-Trinitrobenzene	-	0 / 21				<	0.8	UJ	<	0.8	U	<	0.8	U	<	1	U	<	0.48	U	<	0.48	U	<	0.49	U	<	0.48	U	<	0.48	U	<	0.17	U
1,3-Dinitrobenzene	-	0 / 21				<	0.8	U	<	0.8	U	<	0.8	U	<	0.4	U	<	0.48	U	<	0.48	U	<	0.49	U	<	0.48	U	<	0.48	U	<	0.17	U
2,4,6-Trinitrotoluene	0.19	1 / 21				<	0.8	U	<	0.8	U	<	0.8	U	<	0.4	U	<	0.48	U	<	0.48	U	<	0.49	U	<	0.48	U	<	0.48	U	<	0.17	U
2,4-Dinitrotoluene	-	0 / 21				<	0.8	U	<	0.8	U	<	0.8	U	<	0.4	U	<	0.48	U	<	0.48	U	<	0.49	U	<	0.48	U	<	0.48	U	<	0.34	U
2,6-Dinitrotoluene	-	0 / 21		**Not Sampled**		<	0.8	U	<	0.8	U	<	0.8	U	<	0.2	U	<	0.48	U	<	0.48	U	<	0.49	U	<	0.48	U	<	0.48	U	<	0.34	U
2-Amino-4,6-dinitrotoluene	-	0 / 21	**Abandoned 2014**	**in 2014**		<	0.8	U	<	0.8	U	<	0.8	U	<	0.2	U	<	0.48	U	<	0.48	U	<	0.49	U	<	0.48	U	<	0.48	U	<	0.34	U
2-Nitrotoluene	-	0 / 17				<	0.8	U	<	0.8	U	<	0.8	U	<	0.4	U	<	0.48	U	<	0.48	U	<	0.49	U	<	0.48	U	<	0.48	U	<	0.34	U
3-Nitrotoluene	-	0 / 17				<	0.8	U	<	0.8	U	<	0.8	U	<	0.4	U	<	0.48	U	<	0.48	U	<	0.49	U	<	0.48	U	<	0.48	U	<	0.34	U
4-Amino-2,6-dinitrotoluene	-	0 / 17				<	1.4	U	<	1.4	U	<	0.8	U	<	0.2	U	<	0.48	U	<	0.48	U	<	0.49	U	<	0.48	U	<	0.48	U	<	0.34	U
4-Nitrotoluene	-	0 / 17				<	0.8	U	<	0.8	U	<	0.8	U	<	1	U	<	0.48	U	<	0.48	U	<	0.49	U	<	0.48	U	<	0.48	U	<	0.54	U
HMX	-	0 / 21				<	0.8	U	<	0.8	U	<	0.8	U	<	0.4	U	<	0.48	U	<	0.48	U	<	0.49	U	<	0.48	U	<	0.48	U	<	0.42	U
MNX	-	0 / 10				<	0.8	U	<	0.8	U	<	0.8	U	<	2	U	<	0.48	U	<	0.48	U	<	0.49	U	<	0.48	U	<	0.48	U	<	0.17	U
Nitrobenzene	-	0 / 21				<	0.8	U	<	0.8	U	<	0.8	U	<	0.4	U	<	0.48	U	<	0.48	U	<	0.49	U	<	0.48	U	<	0.48	U	<	0.17	U
RDX	-	0 / 21				<	0.8	U	<	0.8	U	<	0.8	U	<	0.2	U	<	0.48	U	<	0.48	U	<	0.49	U	<	0.48	U	<	0.48	U	<	0.17	U
Tetryl	-	0 / 19				<	1.6	U	<	0.8	U	<	0.8	U	<	0.24	U	<	0.48	U	<	0.48	U	<	0.49	U	<	0.48	U	<	0.48	U	<	0.34	U

Notes:
< = less than reporting limit
µg/L = micrograms per liter
HMX = octahydro-1,3,5,7-tetranitro-1,3,5,7-tetrazocine
ID = identification number
J = estimated
LOQ = limit of quantifications
MNX = mono-nitroso-RDX
NA = not analyzed
NRL = no reporting limit
Qual = qualifier
RDX = hexahydro-1,3,5-trinitro-1,3,5-triazine
RL = reporting limit
U = nondetect

TABLE E.1.1-29
CORNHUSKER ARMY AMMUNITION PLANT
WELL G0047-EXPLOSIVES

FIELD ID			G0047			G0047			G0047			G0047			G0047			G0047			G0047			G0047			G0047			G0047			G0047		
METHOD	Maximum	Detection	SW846 M8330			SW846 M8330			SW846 M8330			SW846 M8330			SW846 M8330			UW51			UW51			UW33			UW33			UW32			UW33		
COLLECT DATE	Detection	Frequency	3/19/2003			3/22/2002			3/26/2001			3/20/2000			3/31/1999			6/22/1998			10/4/1997			7/17/1994			6/22/1994			8/19/1992			3/23/1992		
			Result	RL	Qual	Result	RL	Qual	Result	RL	Qual	Result	RL	Qual	Result	RL	Qual	Result	RL	Qual	Result	RL	Qual	Result	RL	Qual	Result	RL	Qual	Result	RL	Qual	Result	RL	Qual
EXPLOSIVES (µg/L)																																		
1,3,5-Trinitrobenzene	-	0 / 21	<	0.16	U	<	0.24	U	<	0.8	U	<	0.8	U	<	0.8	U	<	1.00	UJ	<	0.125	U	<	0.425	U	<	0.425	U	<	0.449	U	<	0.425	U
1,3-Dinitrobenzene	-	0 / 21	<	0.16	U	<	0.16	U	<	0.8	U	<	0.8	U	<	0.8	U	<	0.500	UJ	<	0.989	U	<	0.549	U	<	0.549	U	<	0.611	U	<	0.549	U
2,4,6-Trinitrotoluene	0.19	1 / 21	0.19	0.16		<	0.20	U	<	0.8	U	<	1.5	U	<	0.8	U	<	1.00	UJ	<	0.29	U	<	0.451	U	<	0.451	U	<	0.635	U	<	0.451	U
2,4-Dinitrotoluene	-	0 / 21	<	0.31	U	<	0.16	U	<	0.8	U	<	1.1	U	<	0.8	U	<	0.500	UJ	<	0.233	U	<	0.26	U	<	0.26	U	<	0.064	U	<	0.26	U
2,6-Dinitrotoluene	-	0 / 21	<	0.31	U	<	0.62	U	<	0.8	U	<	1.1	U	<	0.8	U	<	0.500	UJ	<	0.2	U	<	0.26	U	<	0.26	U	<	0.074	U	<	0.26	U
2-Amino-4,6-dinitrotoluene	-	0 / 21	<	0.31	U	<	0.25	U	<	0.8	U	<	1	U	<	0.8	U	<	0.500	UJ	<	0.173	U	<	0.244	U	<	0.244	U	<	0.158	U	<	0.5	U
2-Nitrotoluene	-	0 / 17	<	0.31	U	<	0.49	U	<	0.8	U	<	1.1	U	<	0.8	U	<	1.00	UJ	<	0.319	U		NA			NA			NA			NA	
3-Nitrotoluene	-	0 / 17	<	0.31	U	<	0.31	U	<	0.8	U	<	1.1	U	<	0.8	U	<	1.00	UJ	<	0.514	U		NA			NA			NA			NA	
4-Amino-2,6-dinitrotoluene	-	0 / 17	<	0.31	U	<	0.42	U	<	0.8	U	<	1	U	<	0.8	U	<	1.00	UJ	<	0.309	U		NA			NA			NA			NA	
4-Nitrotoluene	-	0 / 17	<	0.5	U	<	1.0	U	<	0.8	U	<	1.1	U	<	0.8	U	<	1.00	UJ	<	0.368	U		NA			NA			NA			NA	
HMX	-	0 / 21	<	0.39	U	<	0.68	U	<	1	U	<	0.8	U	<	0.8	U	<	0.500	UJ	<	0.16	U	<	0.563	U	<	0.563	U	<	1.21	U	<	0.563	U
MNX	-	0 / 10		NA			NA			NA			NA			NA			NA			NA			NA			NA			NA			NA	
Nitrobenzene	-	0 / 21	<	0.16	U	<	0.28	U	<	0.8	U	<	0.8	U	<	0.8	U	<	0.500	UJ	<	0.231	U	<	0.817	U	<	0.817	U	<	0.645	U	<	0.817	U
RDX	-	0 / 21	<	0.16	U	<	0.40	U	<	0.8	U	<	0.8	U	<	0.8	U	<	1.00	UJ	<	0.558	U	<	0.412	U	<	0.412	U	<	1.17	U	<	0.412	U
Tetryl	-	0 / 19	<	0.31	U	<	0.66	U	<	0.8	U	<	1.3	U	<	0.8	U	<	0.500	UJ	<	0.253	U	<	1.18	U	<	1.18	U		NA			NA	

Notes:
< = less than reporting limit
µg/L = micrograms per liter
HMX = octahydro-1,3,5,7-tetranitro-1,3,5,7-tetrazocine
ID = identification number
J = estimated
LOQ = limit of quantifications
MNX = mono-nitroso-RDX
NA = not analyzed
NRL = no reporting limit
Qual = qualifier
RDX = hexahydro-1,3,5-trinitro-1,3,5-triazine
RL = reporting limit
U = nondetect

TABLE E.1.1-30
CORNHUSKER ARMY AMMUNITION PLANT
WELL G0048-EXPLOSIVES

FIELD ID			G0048					G0048					G0048					G0048					G0048					G0048					G0048				
METHOD	Maximum	Detection	SW846 M8330					SW846 M8330					SW846 M8330					SW846 M8330					SW846 M8330					SW846 M8330					SW846 M8330				
COLLECT DATE	Detection	Frequency	5/16/2022					5/21/2021					6/13/2020					6/4/2019					3/20/2018					None					3/13/2012				
			Result	Qual	DL	LOD	LOQ	Result	Qual	DL	LOD	LOQ	Result	Qual	DL	LOD	LOQ	Result	Qual	DL	LOD	LOQ	Result	Qual	DL	LOD	LOQ	Result	RL	Qual	Result	RL	Qual
EXPLOSIVES (µg/L)																																				
1,3,5-Trinitrobenzene	160	3 / 19	<	U	0.08	0.19	0.2	<	U	0.085	0.2	0.21	<	U	0.088	0.21	0.22	<	U	0.21	0.42	1.1	<	U	0.033	0.1	0.16				<	0.8	U
1,3-Dinitrobenzene	-	0 / 19	<	U	0.035	0.096	0.11	<	U	0.037	0.1	0.11	<	U	0.038	0.1	0.11	<	U	0.094	0.21	0.42	<	U	0.052	0.1	0.16				<	0.8	U
2,4,6-Trinitrotoluene	210	5 / 19	<	U	0.043	0.096	0.11	<	U	0.045	0.1	0.11	<	U	0.047	0.1	0.11	<	U	0.17	0.42	0.42	<	U	0.052	0.1	0.16				<	0.8	U
2,4-Dinitrotoluene	-	0 / 19	<	U	0.026	0.076	0.096	<	U	0.028	0.081	0.1	<	U	0.029	0.083	0.1	<	U	0.089	0.21	0.42	<	U	0.052	0.1	0.14				<	0.8	U
2,6-Dinitrotoluene	1.6 J	1 / 19	<	U	0.038	0.076	0.096	<	U	0.04	0.081	0.1	<	U	0.042	0.083	0.1	<	U	0.068	0.21	0.21	<	U	0.052	0.1	0.14	**Not Sampled**			<	0.8	U
2-Amino-4,6-dinitrotoluene	5.3	9 / 19	<	U	0.048	0.096	0.11	<	UJ	0.051	0.1	0.11	<	U	0.053	0.1	0.11	<	U	0.054	0.13	0.21	<	U	0.031	0.1	0.16	**in 2013, 2014, 2015, 2016,**			<	0.8	U
2-Nitrotoluene	-	0 / 15	<	U	0.082	0.19	0.2	<	UJ	0.086	0.2	0.21	<	U	0.089	0.21	0.22	<	UJ	0.091	0.21	0.42	<	U	0.092	0.21	0.52	**2017**			<	0.8	U
3-Nitrotoluene	-	0 / 15	<	U	0.19	0.38	0.38	<	UJ	0.2	0.4	0.4	<	U	0.2	0.42	0.42	<	U	0.21	0.42	0.42	<	U	0.06	0.21	0.52	**Well Dry**			<	0.8	U
4-Amino-2,6-dinitrotoluene	3.5 J	5 / 15	<	U	0.055	0.11	0.14	<	UJ	0.058	0.12	0.15	<	U	0.06	0.13	0.16	<	U	0.061	0.13	0.21	<	U	0.052	0.1	0.16				<	1.4	U
4-Nitrotoluene	-	0 / 15	<	U	0.096	0.38	0.39	<	UJ	0.1	0.4	0.41	<	U	0.1	0.42	0.43	<	UJ	0.21	0.42	1.1	<	U	0.092	0.21	0.52				<	0.8	U
HMX	6.79	14 / 19	<	U	0.084	0.19	0.2	<	U	0.088	0.2	0.21	<	U	0.091	0.21	0.22	<	U	0.093	0.21	0.42	1		0.029	0.1	0.16				1.3	0.8	J
MNX	0.63 J	2 / 9	<	U	0.15	0.38	1.9	<	U	0.16	0.4	2	<	U	0.16	0.42	2.1	<	U	0.16	0.42	2.1	<	U	0.038	0.1	0.52				<	0.8	U
Nitrobenzene	-	0 / 19	<	U	0.087	0.19	0.2	<	U	0.092	0.2	0.21	<	U	0.095	0.21	0.22	<	U	0.097	0.21	0.42	<	U	0.052	0.1	0.16				<	0.8	U
RDX	22	15 / 19	<	U	0.049	0.19	0.2	<	U	0.052	0.2	0.21	<	U	0.054	0.21	0.22	<	U	0.17	0.42	0.42	0.49		0.038	0.1	0.16				2.4	0.8	J
Tetryl	-	0 / 17	<	U	0.03	0.096	0.11	<	U	0.032	0.1	0.11	<	U	0.033	0.1	0.11	<	U	0.084	0.21	0.25	<	U	0.052	0.1	0.16				<	0.8	U

Notes:
< = less than reporting limit
µg/L = micrograms per liter
HMX = octahydro-1,3,5,7-tetranitro-1,3,5,7-tetrazocine
ID = identification number
J = estimated
LOQ = limit of quantifications
MNX = mono-nitroso-RDX
NA = not analyzed
NRL = no reporting limit
Qual = qualifier
RDX = hexahydro-1,3,5-trinitro-1,3,5-triazine
RL = reporting limit
U = nondetect

TABLE E.1.1-30
CORNHUSKER ARMY AMMUNITION PLANT
WELL G0048-EXPLOSIVES

FIELD ID			G0048			G0048			G0048			G0048			G0048			G0048			G0048			G0048			G0048			G0048		
METHOD	Maximum	Detection	SW846 M8330			SW846 M8330			SW846 M8330			SW846 M8330			SW846 M8330			SW846 M8330			SW846 M8330			UW51			UW51			
COLLECT DATE	Detection	Frequency	3/10/2011			3/17/2010			3/18/2009			None			3/22/2002			3/23/2001			3/21/2000			4/2/1999			6/18/1998			10/3/1997		
			Result	RL	Qual	Result	RL	Qual	Result	RL	Qual	Result	RL	Qual	Result	RL	Qual	Result	RL	Qual	Result	RL	Qual	Result	RL	Qual	Result	RL	Qual	Result	RL	Qual
EXPLOSIVES (µg/L)																																
1,3,5-Trinitrobenzene	160	3 / 19	<	0.8	U	<	0.99	U	<	0.48	U				<	0.35	U	160	16		<	0.8	U	<	0.8	U	<	1.00	U	<	0.125	U
1,3-Dinitrobenzene	-	0 / 19	<	0.8	U	<	0.4	U	<	0.48	U				<	0.23	U	<	4	U	<	0.8	U	<	0.8	U	<	0.500	U	<	0.989	U
2,4,6-Trinitrotoluene	210	5 / 19	<	0.8	U	3.4	0.4		<	0.48	U				<	0.29	U	210	16		<	1.5	U	<	0.8	U	<	1.00	U	<	0.29	U
2,4-Dinitrotoluene	-	0 / 19	<	0.8	U	<	0.4	U	<	0.48	U				<	0.23	U	<	4	U	<	1.1	U	<	0.8	U	<	0.500	U	<	0.233	U
2,6-Dinitrotoluene	1.6 J	1 / 19	<	0.8	U	<	0.2	U	<	0.48	U	**Not Sampled**			<	0.90	U	1.6	4	J	<	1.1	U	<	0.8	U	<	0.500	U	<	0.2	U
2-Amino-4,6-dinitrotoluene	5.3	9 / 19	<	0.8	U	2.3	0.2		<	0.48	U	**in 2003, 2004, 2005,**			1.4	0.36		5.3	4		1.2	1		0.41	0.8	J	<	0.500	U	0.548	0.173	
2-Nitrotoluene	-	0 / 15	<	0.8	U	<	0.4	U	<	0.48	U	**2006, 2007, 2008**			<	0.71	U	<	4	U	<	1.1	U	<	0.8	U	<	1.00	U	<	0.319	U
3-Nitrotoluene	-	0 / 15	<	0.8	U	<	0.4	U	<	0.48	U	**Well Dry**			<	0.45	U	<	4	U	<	1.1	U	<	0.8	U	<	1.00	U	<	0.514	U
4-Amino-2,6-dinitrotoluene	3.5 J	5 / 15	<	0.8	U	3.3	0.2		<	0.48	U				1.6	0.61		3.5	4	J	0.95	1	J	0.39	0.8	J	<	1.00	U	<	0.309	U
4-Nitrotoluene	-	0 / 15	<	0.8	U	<	0.99	U	<	0.48	U				<	1.5	U	<	4	U	<	1.1	U	<	0.8	U	<	1.00	U	<	0.368	U
HMX	6.79	14 / 19	1.5	0.8		4.3	0.4		0.71	0.48					2.6	0.99		3.3	5	J	3.2	0.8		4.9	0.8		2.95	0.500		3.15	0.16	
MNX	0.63 J	2 / 9	0.63	0.8	J	0.45	2	J	<	0.48	U					NA			NA			NA			NA			NA			NA	
Nitrobenzene	-	0 / 19	<	0.8	U	<	0.4	U	<	0.48	U				<	0.41	U	<	4	U	<	0.8	U	<	0.8	U	<	0.500	U	<	0.231	U
RDX	22	15 / 19	4.3	0.8		19	0.2		2.3	0.48					14	5.8		11	4		6.8	0.8		11	0.8		10.2	1.00		12.4	0.558	
Tetryl	-	0 / 17	<	0.8	U	<	0.24	U	<	0.48	U				<	0.96	U	<	4	U	<	1.3	U	<	0.8	U	<	0.500	U	<	0.253	U

Notes:
< = less than reporting limit
µg/L = micrograms per liter
HMX = octahydro-1,3,5,7-tetranitro-1,3,5,7-tetrazocine
ID = identification number
J = estimated
LOQ = limit of quantifications
MNX = mono-nitroso-RDX
NA = not analyzed
NRL = no reporting limit
Qual = qualifier
RDX = hexahydro-1,3,5-trinitro-1,3,5-triazine
RL = reporting limit
U = nondetect

TABLE E.1.1-30
CORNHUSKER ARMY AMMUNITION PLANT
WELL G0048-EXPLOSIVES

FIELD ID			G0048			G0048			G0048			G0048		
METHOD	Maximum	Detection	UW33			UW33			UW32			UW33		
COLLECT DATE	Detection	Frequency	7/16/1994			6/23/1994			9/1/1992			3/23/1992		
			Result	RL	Qual	Result	RL	Qual	Result	RL	Qual	Result	RL	Qual
EXPLOSIVES (µg/L)														
1,3,5-Trinitrobenzene	160	3 / 19	<	0.425	U	1.58	NRL		<	0.449	U	0.77	NRL	
1,3-Dinitrobenzene	-	0 / 19	<	0.549	U	<	0.549	U	<	0.611	U	<	0.549	U
2,4,6-Trinitrotoluene	210	5 / 19	1.65	NRL		1.58	NRL		<	0.635	U	24.0	NRL	
2,4-Dinitrotoluene	-	0 / 19	<	0.26	U	<	0.26	U	<	0.064	U	<	0.26	U
2,6-Dinitrotoluene	1.6 J	1 / 19	<	0.26	U	<	0.26	U	<	0.074	U	<	0.26	U
2-Amino-4,6-dinitrotoluene	5.3	9 / 19	0.56	NRL		0.56	NRL		0.287	NRL		<	0.5	U
2-Nitrotoluene	-	0 / 15		NA			NA			NA			NA	
3-Nitrotoluene	-	0 / 15		NA			NA			NA			NA	
4-Amino-2,6-dinitrotoluene	3.5 J	5 / 15		NA			NA			NA			NA	
4-Nitrotoluene	-	0 / 15		NA			NA			NA			NA	
HMX	6.79	14 / 19	1.76	NRL		1.84	NRL		<	1.21	U	6.79	NRL	
MNX	0.63 J	2 / 9		NA			NA			NA			NA	
Nitrobenzene	-	0 / 19	<	0.817	U	<	0.817	U	<	0.645	U	<	0.817	U
RDX	22	15 / 19	19.0	NRL		22.0	NRL		4.75	NRL		22.0	NRL	
Tetryl	-	0 / 17	<	1.18	U	<	1.18	U		NA			NA	

Notes:
< = less than reporting limit
µg/L = micrograms per liter
HMX = octahydro-1,3,5,7-tetranitro-1,3,5,7-tetrazocine
ID = identification number
J = estimated
LOQ = limit of quantifications
MNX = mono-nitroso-RDX
NA = not analyzed
NRL = no reporting limit
Qual = qualifier
RDX = hexahydro-1,3,5-trinitro-1,3,5-triazine
RL = reporting limit
U = nondetect

TABLE E.1.1-31
CORNHUSKER ARMY AMMUNITION PLANT
WELL G0049-EXPLOSIVES

FIELD ID			G0049					G0049					G0049					G0049					G0049					G0049					G0049				
METHOD	Maximum	Detection	SW846 M8330					SW846 M8330					SW846 M8330					SW846 M8330					SW846 M8330					SW846 M8330					SW846 M8330				
COLLECT DATE	Detection	Frequency	5/16/2022					5/21/2021					6/13/2020					6/4/2019					3/20/2018					3/29/2017					8/15/2016				
			Result	Qual	DL	LOD	LOQ	Result	Qual	DL	LOD	LOQ	Result	Qual	DL	LOD	LOQ	Result	Qual	DL	LOD	LOQ	Result	Qual	DL	LOD	LOQ	Result	Qual	DL	LOD	LOQ	Result	DL	LOD	LOQ	Qual
EXPLOSIVES (µg/L)																																				
1,3,5-Trinitrobenzene	6.99	13 / 30	<	U	0.082	0.19	0.2	<	U	0.084	0.2	0.21	<	U	0.088	0.21	0.22	<	U	0.22	0.43	1.1	<	U	0.032	0.1	0.15	<	U	0.032	0.1	0.16	<	0.22	0.45	1.1	U
1,3-Dinitrobenzene	-	0 / 30	<	U	0.036	0.097	0.11	<	U	0.037	0.1	0.11	<	U	0.039	0.11	0.12	<	U	0.096	0.22	0.43	<	U	0.051	0.1	0.15	<	U	0.052	0.1	0.16	<	0.099	0.22	0.45	U
2,4,6-Trinitrotoluene	1.9	6 / 30	<	U	0.044	0.097	0.11	<	U	0.045	0.1	0.11	<	U	0.047	0.11	0.12	<	U	0.17	0.43	0.43	<	U	0.051	0.1	0.15	<	U	0.052	0.1	0.16	<	0.081	0.22	0.45	U
2,4-Dinitrotoluene	0.313	2 / 30	<	U	0.027	0.078	0.097	<	U	0.027	0.08	0.1	<	U	0.029	0.084	0.11	<	U	0.091	0.22	0.43	<	U	0.051	0.1	0.13	<	U	0.052	0.1	0.14	<	0.094	0.22	0.45	U
2,6-Dinitrotoluene	0.35 J	1 / 30	<	U	0.039	0.078	0.097	<	U	0.04	0.08	0.1	<	U	0.042	0.084	0.11	<	U	0.07	0.22	0.22	<	U	0.051	0.1	0.13	<	U	0.052	0.1	0.14	<	0.072	0.22	0.22	U
2-Amino-4,6-dinitrotoluene	9.72	14 / 30	<	U	0.049	0.097	0.11	<	UJ	0.051	0.1	0.11	<	U	0.053	0.11	0.12	<	U	0.055	0.13	0.22	<	U	0.031	0.1	0.15	<	U	0.031	0.1	0.16	<	0.057	0.13	0.22	U
2-Nitrotoluene	-	0 / 26	<	U	0.083	0.19	0.2	<	UJ	0.085	0.2	0.21	<	U	0.09	0.21	0.22	<	UJ	0.093	0.22	0.43	<	U	0.091	0.21	0.51	<	U	0.092	0.21	0.52	<	0.096	0.22	0.45	U
3-Nitrotoluene	-	0 / 26	<	U	0.19	0.39	0.39	<	UJ	0.19	0.4	0.4	<	U	0.21	0.42	0.42	<	U	0.21	0.43	0.43	<	U	0.059	0.21	0.51	<	U	0.059	0.21	0.52	<	0.093	0.22	0.45	U
4-Amino-2,6-dinitrotoluene	0.57 J	4 / 26	<	U	0.056	0.12	0.15	<	UJ	0.058	0.12	0.15	<	U	0.061	0.13	0.16	<	U	0.063	0.13	0.22	<	U	0.051	0.1	0.15	<	U	0.052	0.1	0.16	<	0.065	0.13	0.22	U
4-Nitrotoluene	-	0 / 26	<	U	0.097	0.39	0.4	<	UJ	0.1	0.4	0.41	<	U	0.11	0.42	0.43	<	UJ	0.22	0.43	1.1	<	U	0.091	0.21	0.51	<	U	0.092	0.21	0.52	<	0.22	0.45	1.1	U
HMX	5.27	2 / 30	<	U	0.085	0.19	0.2	<	U	0.087	0.2	0.21	<	U	0.092	0.21	0.22	<	U	0.095	0.22	0.43	<	U	0.029	0.1	0.15	<	U	0.037	0.1	0.16	<	0.098	0.22	0.45	U
MNX	-	0 / 19	<	U	0.15	0.39	1.9	<	U	0.15	0.4	2	<	U	0.16	0.42	2.1	<	U	0.17	0.43	2.2	<	U	0.037	0.1	0.51	<	U	0.029	0.1	0.52	<	0.40	0.40	2.2	U
Nitrobenzene	1.23	1 / 30	<	U	0.088	0.19	0.2	<	U	0.091	0.2	0.21	<	U	0.096	0.21	0.22	<	U	0.099	0.22	0.43	<	U	0.051	0.1	0.15	<	U	0.052	0.1	0.16	<	0.10	0.22	0.45	U
RDX	0.503	1 / 30	<	U	0.05	0.19	0.2	<	U	0.051	0.2	0.21	<	U	0.054	0.21	0.22	<	U	0.17	0.43	0.43	<	U	0.037	0.1	0.15	<	U	0.037	0.1	0.16	<	0.059	0.13	0.22	U
Tetryl	-	0 / 28	<	U	0.031	0.097	0.11	<	U	0.032	0.1	0.11	<	U	0.033	0.11	0.12	<	U	0.086	0.22	0.26	<	U	0.051	0.1	0.15	<	U	0.052	0.1	0.16	<	0.089	0.22	0.27	U

Notes:
< = less than reporting limit
µg/L = micrograms per liter
HMX = octahydro-1,3,5,7-tetranitro-1,3,5,7-tetrazocine
ID = identification number
J = estimated
LOQ = limit of quantifications
MNX = mono-nitroso-RDX
NA = not analyzed
NRL = no reporting limit
Qual = qualifier
RDX = hexahydro-1,3,5-trinitro-1,3,5-triazine
RL = reporting limit
U = nondetect

TABLE E.1.1-31
CORNHUSKER ARMY AMMUNITION PLANT
WELL G0049-EXPLOSIVES

FIELD ID			G0049					G0049			G0049			G0049			G0049			G0049			G0049			G0049			G0049			G0049			G0049		
METHOD	Maximum	Detection	SW846 M8330					SW846 M8330			SW846 M8330			SW846 M8330			SW846 M8330			SW846 M8330			SW846 M8330			SW846 M8330			SW846 M8330			SW846 M8330			SW846 M8330		
COLLECT DATE	Detection	Frequency	8/14/2015					8/14/2014			3/18/2013			3/13/2012			3/10/2011			3/18/2010			3/16/2009			3/18/2008			3/15/2007			3/15/2006			3/16/2005		
			Result	DL	LOD	LOQ	Qual	Result	LOQ	Qual	Result	RL	Qual	Result	RL	Qual	Result	RL	Qual	Result	RL	Qual	Result	RL	Qual	Result	RL	Qual	Result	RL	Qual	Result	RL	Qual	Result	RL	Qual
EXPLOSIVES (µg/L)																																				
1,3,5-Trinitrobenzene	6.99	13 / 30	<	0.22	0.45	1.1	U	<	1	U	<	0.8	U	<	0.8	U	<	0.8	U	<	1	U	<	0.48	U	<	0.5	U	0.84	0.54		0.81	0.49		0.46	0.48	J
1,3-Dinitrobenzene	-	0 / 30	<	0.10	0.22	0.45	U	<	0.42	U	<	0.8	U	<	0.8	U	<	0.8	U	<	0.4	U	<	0.48	U	<	0.5	U	<	0.54	U	<	0.49	U	<	0.48	U
2,4,6-Trinitrotoluene	1.9	6 / 30	<	0.081	0.22	0.45	U	<	0.42	U	<	0.8	U	<	0.8	U	<	0.8	U	<	0.4	U	<	0.48	U	<	0.5	U	<	0.54	U	<	0.49	U	<	0.48	U
2,4-Dinitrotoluene	0.313	2 / 30	<	0.094	0.22	0.45	U	<	0.42	U	<	0.8	U	<	0.8	U	<	0.8	U	<	0.4	U	<	0.48	U	<	0.5	U	<	0.54	U	<	0.49	U	<	0.48	U
2,6-Dinitrotoluene	0.35 J	1 / 30	<	0.072	0.22	0.22	U	<	0.21	U	<	0.8	U	<	0.8	U	<	0.8	U	<	0.2	U	<	0.48	U	<	0.5	U	<	0.54	U	<	0.49	U	<	0.48	U
2-Amino-4,6-dinitrotoluene	9.72	14 / 30	<	0.057	0.13	0.22	U	<	0.21	U	<	0.8	U	<	0.8	U	<	0.8	U	<	0.2	U	<	0.48	U	<	0.5	U	1.5	0.54		1.3	0.49		1.5	0.48	
2-Nitrotoluene	-	0 / 26	<	0.096	0.22	0.45	U	<	0.42	U	<	0.8	U	<	0.8	U	<	0.8	U	<	0.4	U	<	0.48	U	<	0.5	U	<	0.54	U	<	0.49	U	<	0.48	U
3-Nitrotoluene	-	0 / 26	<	0.094	0.22	0.45	U	<	0.42	U	<	0.8	U	<	0.8	U	<	0.8	U	<	0.4	U	<	0.48	U	<	0.5	U	<	0.54	U	<	0.49	U	<	0.48	U
4-Amino-2,6-dinitrotoluene	0.57 J	4 / 26	<	0.065	0.13	0.22	U	<	0.21	U	<	1.4	U	<	1.4	U	<	0.8	U	<	0.2	U	<	0.48	U	<	0.5	U	<	0.54	U	<	0.49	U	<	0.48	U
4-Nitrotoluene	-	0 / 26	<	0.22	0.45	1.1	U	<	1	U	<	0.8	U	<	0.8	U	<	0.8	U	<	1	U	<	0.48	U	<	0.5	U	<	0.54	U	<	0.49	U	<	0.48	U
HMX	5.27	2 / 30	<	0.098	0.22	0.45	U	<	0.42	U	<	0.8	U	<	0.8	U	<	0.8	U	<	0.4	U	<	0.48	U	<	0.5	U	<	0.54	U	<	0.49	U	0.3	0.48	J
MNX	-	0 / 19	<	0.40	0.40	2.2	U	<	2.1	U	<	0.8	U	<	0.8	U	<	0.8	U	<	2	U	<	0.48	U	<	0.5	U	<	0.54	U	<	0.49	U	<	0.48	U
Nitrobenzene	1.23	1 / 30	<	0.10	0.22	0.45	U	<	0.42	U	<	0.8	U	<	0.8	U	<	0.8	U	<	0.4	U	<	0.48	U	<	0.5	U	<	0.54	U	<	0.49	U	<	0.48	U
RDX	0.503	1 / 30	<	0.06	0.13	0.22	U	<	0.21	U	<	0.8	U	<	0.8	U	<	0.8	U	<	0.2	U	<	0.48	U	<	0.5	U	<	0.54	U	<	0.49	U	<	0.48	U
Tetryl	-	0 / 28	<	0.089	0.22	0.27	U	<	0.25	U	<	1.6	U	<	0.8	U	<	0.8	U	<	0.24	U	<	0.48	U	<	0.5	U	<	0.54	U	<	0.49	U	<	0.48	U

Notes:
< = less than reporting limit
µg/L = micrograms per liter
HMX = octahydro-1,3,5,7-tetranitro-1,3,5,7-tetrazocine
ID = identification number
J = estimated
LOQ = limit of quantifications
MNX = mono-nitroso-RDX
NA = not analyzed
NRL = no reporting limit
Qual = qualifier
RDX = hexahydro-1,3,5-trinitro-1,3,5-triazine
RL = reporting limit
U = nondetect

TABLE E.1.1-31
CORNHUSKER ARMY AMMUNITION PLANT
WELL G0049-EXPLOSIVES

FIELD ID			G0049			G0049			G0049			G0049			G0049			G0049			G0049			G0049			G0049			G0049			G0049			G0049		
METHOD	Maximum	Detection	SW846 M8330			SW846 M8330			SW846 M8330			SW846 M8330			SW846 M8330			SW846 M8330			UW51			UW51			UW33			UW33			UW32			UW33		
COLLECT DATE	Detection	Frequency	3/18/2004			3/18/2003			3/21/2002			3/23/2001			3/21/2000			4/2/1999			6/18/1998			10/3/1997			7/16/1994			6/20/1994			8/24/1992			3/26/1992		
			Result	RL	Qual	Result	RL	Qual	Result	RL	Qual	Result	RL	Qual	Result	RL	Qual	Result	RL	Qual	Result	RL	Qual	Result	RL	Qual	Result	RL	Qual	Result	RL	Qual	Result	RL	Qual	Result	RL	Qual
EXPLOSIVES (µg/L)																																						
1,3,5-Trinitrobenzene	6.99	13 / 30	1.4	0.22		<	0.67	U	2.3	0.30		4.8	0.8		1.7	0.8		<	0.8	U	2.56	1.00		2.30	0.125		3.71	NRL		4.86	NRL		5.67	NRL		6.99	NRL	
1,3-Dinitrobenzene	-	0 / 30	<	0.22	U	<	0.67	U	<	0.20	U	<	0.8	U	<	0.8	U	<	0.8	U	<	0.500	U	<	0.989	U	<	0.549	U	<	0.549	U	<	0.611	U	<	1.1	U
2,4,6-Trinitrotoluene	1.9	6 / 30	0.23	0.22		<	0.67	U	<	0.37	U	<	0.8	U	1.4	1.5	J	<	0.8	U	<	1.00	U	0.772	0.29		0.882	NRL		1.28	NRL		1.9	NRL		<	1.88	U
2,4-Dinitrotoluene	0.313	2 / 30	<	0.43	U	<	1.3	U	<	0.20	U	<	0.8	U	<	1.1	U	<	0.8	U	<	0.500	U	0.313	0.233		<	0.26	U	<	0.26	U	0.118	NRL		<	0.26	U
2,6-Dinitrotoluene	0.35 J	1 / 30	<	0.43	U	<	1.3	U	<	0.78	U	0.35	0.8	J	<	1.1	U	<	0.8	U	<	0.500	U	<	0.2	U	<	0.26	U	<	0.26	U	<	0.074	U	<	0.26	U
2-Amino-4,6-dinitrotoluene	9.72	14 / 30	2	0.43		1.1	1.3	J	2.1	0.31		2	0.8		2.6	1		9.72	0.8		1.56	0.500		0.963	0.173		1.06	NRL		1.23	NRL		0.722	NRL		<	0.5	U
2-Nitrotoluene	-	0 / 26	<	0.43	U	<	1.3	U	<	0.61	U	<	0.8	U	<	1.1	U	<	0.8	U	<	1.00	U	<	0.319	U		NA			NA			NA			NA	
3-Nitrotoluene	-	0 / 26	<	0.43	U	<	1.3	U	<	0.39	U	<	0.8	U	<	1.1	U	<	0.8	U	<	1.00	U	<	0.514	U		NA			NA			NA			NA	
4-Amino-2,6-dinitrotoluene	0.57 J	4 / 26	<	0.43	U	<	1.3	U	0.33	0.52	J	0.32	0.8	J	0.57	1	J	<	0.8	U	<	1.00	U	0.345	0.309			NA			NA			NA			NA	
4-Nitrotoluene	-	0 / 26	<	0.69	U	<	2.1	U	<	1.2	U	<	0.8	U	<	1.1	U	<	0.8	U	<	1.00	U	<	0.368	U		NA			NA			NA			NA	
HMX	5.27	2 / 30	<	0.54	U	<	1.6	U	<	0.85	U	<	1	U	<	0.8	U	<	0.8	U	<	0.500	U	<	0.16	U	5.27	NRL		<	0.563	U	<	1.21	U	<	0.563	U
MNX	-	0 / 19	<	0.22	U		NA			NA			NA			NA			NA			NA			NA			NA			NA			NA			NA	
Nitrobenzene	1.23	1 / 30	<	0.22	U	<	0.67	U	<	0.35	U	<	0.8	U	<	0.8	U	<	0.8	U	<	0.500	U	<	0.231	U	<	0.817	U	<	0.817	U	1.23	NRL		<	0.817	U
RDX	0.503	1 / 30	<	0.22	U	<	0.67	U	<	0.50	U	<	0.8	U	<	0.8	U	<	0.8	U	<	1.00	U	<	0.558	U	0.503	NRL		<	0.412	U	<	1.17	U	<	0.412	U
Tetryl	-	0 / 28	<	0.43	U	<	1.3	U	<	0.82	U	<	0.8	U	<	1.3	U	<	0.8	U	<	0.500	U	<	0.253	U	<	1.18	U	<	1.18	U		NA			NA	

Notes:
< = less than reporting limit
µg/L = micrograms per liter
HMX = octahydro-1,3,5,7-tetranitro-1,3,5,7-tetrazocine
ID = identification number
J = estimated
LOQ = limit of quantifications
MNX = mono-nitroso-RDX
NA = not analyzed
NRL = no reporting limit
Qual = qualifier
RDX = hexahydro-1,3,5-trinitro-1,3,5-triazine
RL = reporting limit
U = nondetect

TABLE E.1.1-32
CORNHUSKER ARMY AMMUNITION PLANT
WELL G0052-EXPLOSIVES

FIELD ID			G0052			G0052			G0052			G0052			G0052			G0052			G0052			G0052			G0052			G0052			G0052		
METHOD	Maximum	Detection	SW846 M8330			SW846 M8330			SW846 M8330			SW846 M8330			SW846 M8330			SW846 M8330			SW846 M8330			SW846 M8330			UW51			UW32			UW33		
COLLECT DATE	Detection	Frequency	None			3/23/2005			3/16/2004			3/25/2003			3/20/2002			3/26/2001			3/16/2000			3/26/1999			6/25/1998			8/23/1992			3/22/1992		
			Result	RL	Qual	Result	RL	Qual	Result	RL	Qual	Result	RL	Qual	Result	RL	Qual	Result	RL	Qual	Result	RL	Qual	Result	RL	Qual	Result	RL	Qual	Result	RL	Qual	Result	RL	Qual
EXPLOSIVES (µg/L)																																			
1,3,5-Trinitrobenzene	-	0 / 10				<	0.48	U	<	0.23	U	<	0.29	U	<	0.33	U	<	0.8	U	<	0.8	U	<	0.8	U	<	1.00	U	<	0.449	U	<	0.425	U
1,3-Dinitrobenzene	-	0 / 10				<	0.48	U	<	0.23	U	<	0.29	U	<	0.22	U	<	0.8	U	<	0.8	U	<	0.8	U	<	0.500	U	<	0.611	U	<	0.549	U
2,4,6-Trinitrotoluene	-	0 / 10				<	0.48	U	<	0.23	U	<	0.29	U	<	0.27	U	<	0.8	U	<	1.5	U	<	0.8	U	<	1.00	U	<	0.635	U	<	0.451	U
2,4-Dinitrotoluene	0.072	1 / 10				<	0.48	U	<	0.44	U	<	0.57	U	<	0.22	U	<	0.8	U	<	1.1	U	<	0.8	U	<	0.500	U	0.072	NRL		<	0.26	U
2,6-Dinitrotoluene	-	0 / 10	**Abandoned**			<	0.48	U	<	0.44	U	<	0.57	U	<	0.85	U	<	0.8	U	<	1.1	U	<	0.8	U	<	0.500	U	<	0.074	U	<	0.26	U
2-Amino-4,6-dinitrotoluene	0.25	1 / 10	**2005**			<	0.48	U	<	0.44	U	<	0.57	U	<	0.34	U	<	0.8	U	<	1	U	<	0.8	U	<	0.500	U	0.25	NRL		<	0.5	U
2-Nitrotoluene	-	0 / 8				<	0.48	U	<	0.44	U	<	0.57	U	<	0.67	U	<	0.8	U	<	1.1	U	<	0.8	U	<	1.00	U		NA			NA	
3-Nitrotoluene	-	0 / 8				<	0.48	U	<	0.44	U	<	0.57	U	<	0.42	U	<	0.8	U	<	1.1	U	<	0.8	U	<	1.00	U		NA			NA	
4-Amino-2,6-dinitrotoluene	-	0 / 8				<	0.48	U	<	0.44	U	<	0.57	U	<	0.57	U	<	0.8	U	<	1	U	<	0.8	U	<	1.00	U		NA			NA	
4-Nitrotoluene	-	0 / 8				<	0.48	U	<	0.72	U	<	0.92	U	<	1.4	U	<	0.8	U	<	1.1	U	<	0.8	U	<	1.00	U		NA			NA	
HMX	-	0 / 10				<	0.48	U	<	0.56	U	<	0.72	U	<	0.93	U	<	1	U	<	0.8	U	<	0.8	U	<	0.500	U	<	1.21	U	<	0.563	U
MNX	-	0 / 2				<	0.48	U	<	0.23	U		NA			NA			NA			NA			NA			NA			NA			NA	
Nitrobenzene	-	0 / 10				<	0.48	U	<	0.23	U	<	0.29	U	<	0.38	U	<	0.8	U	<	0.8	U	<	0.8	U	<	0.500	U	<	0.645	U	<	0.817	U
RDX	-	0 / 10				<	0.48	U	<	0.23	U	<	0.29	U	<	0.55	U	<	0.8	U	<	0.8	U	<	0.8	U	<	1.00	U	<	1.17	U	<	0.412	U
Tetryl	-	0 / 8				<	0.48	U	<	0.44	U	<	0.57	U	<	0.90	U	<	0.8	U	<	1.3	U	<	0.8	U	<	0.500	U		NA			NA	

Notes:
< = less than reporting limit
µg/L = micrograms per liter
HMX = octahydro-1,3,5,7-tetranitro-1,3,5,7-tetrazocine
ID = identification number
J = estimated
LOQ = limit of quantifications
MNX = mono-nitroso-RDX
NA = not analyzed
NRL = no reporting limit
Qual = qualifier
RDX = hexahydro-1,3,5-trinitro-1,3,5-triazine
RL = reporting limit
U = nondetect

TABLE E.1.1-33
CORNHUSKER ARMY AMMUNITION PLANT
WELL G0063-EXPLOSIVES

FIELD ID			G0063			G0063			G0063			G0063			G0063			G0063			G0063			G0063			G0063			G0063			G0063			G0063		
METHOD	Maximum	Detection	SW846 M8330			SW846 M8330			SW846 M8330			SW846 M8330			SW846 M8330			SW846 M8330			SW846 M8330			SW846 M8330			SW846 M8330			SW846 M8330			SW846 M8330			SW846 M8330		
COLLECT DATE	Detection	Frequency	None			3/12/2013			3/5/2012			3/7/2011			3/1/2010			3/6/2009			3/12/2008			3/13/2007			3/29/2006			3/18/2005			3/18/2004			3/24/2003		
			Result	RL	Qual	Result	RL	Qual	Result	RL	Qual	Result	RL	Qual	Result	RL	Qual	Result	RL	Qual	Result	RL	Qual	Result	RL	Qual	Result	RL	Qual	Result	RL	Qual	Result	RL	Qual	Result	RL	Qual
EXPLOSIVES (µg/L)																																						
1,3,5-Trinitrobenzene	-	0 / 17				<	0.8	U	<	0.8	U	<	0.8	U	<	1	U	<	0.48	U	<	0.48	U	<	0.48	U	<	0.48	U	<	0.48	U	<	0.22	U	<	0.22	U
1,3-Dinitrobenzene	-	0 / 17				<	0.8	U	<	0.8	U	<	0.8	U	<	0.42	U	<	0.48	U	<	0.48	U	<	0.48	U	<	0.48	U	<	0.48	U	<	0.22	U	<	0.22	U
2,4,6-Trinitrotoluene	-	0 / 17				<	0.8	U	<	0.8	U	<	0.8	U	<	0.42	U	<	0.48	U	<	0.48	U	<	0.48	U	<	0.48	U	<	0.48	U	<	0.22	U	<	0.22	U
2,4-Dinitrotoluene	-	0 / 17				<	0.8	U	<	0.8	U	<	0.8	U	<	0.42	U	<	0.48	U	<	0.48	U	<	0.48	U	<	0.48	U	<	0.48	U	<	0.43	U	<	0.43	U
2,6-Dinitrotoluene	-	0 / 17	**Not Sampled**			<	0.8	U	<	0.8	U	<	0.8	U	<	0.21	U	<	0.48	U	<	0.48	U	<	0.48	U	<	0.48	U	<	0.48	U	<	0.43	U	<	0.43	U
2-Amino-4,6-dinitrotoluene	-	0 / 16	**in 2014 through 2022**			<	0.8	U	<	0.8	U	<	0.8	U	<	0.21	U	<	0.48	U	<	0.48	U	<	0.48	U	<	0.48	U	<	0.48	U	<	0.43	U	<	0.43	U
2-Nitrotoluene	-	0 / 15				<	0.8	U	<	0.8	U	<	0.8	U	<	0.42	U	<	0.48	U	<	0.48	U	<	0.48	U	<	0.48	U	<	0.48	U	<	0.43	U	<	0.43	U
3-Nitrotoluene	-	0 / 15				<	0.8	U	<	0.8	U	<	0.8	U	<	0.42	U	<	0.48	U	<	0.48	U	<	0.48	U	<	0.48	U	<	0.48	U	<	0.43	U	<	0.43	U
4-Amino-2,6-dinitrotoluene	-	0 / 15				<	1.4	U	<	1.4	U	<	0.8	U	<	0.21	U	<	0.48	U	<	0.48	U	<	0.48	U	<	0.48	U	<	0.48	U	<	0.43	U	<	0.43	U
4-Nitrotoluene	-	0 / 15				<	0.8	U	<	0.8	U	<	0.8	U	<	1	U	<	0.48	U	<	0.48	U	<	0.48	U	<	0.48	U	<	0.48	U	<	0.7	U	<	0.7	U
HMX	5.3	4 / 17				<	0.8	U	<	0.8	U	<	0.8	U	<	0.42	U	<	0.48	UJ	<	0.48	U	<	0.48	U	<	0.48	U	0.82	0.48		5.3	0.55		1.6	0.55	
MNX	5.2	2 / 10				<	0.8	U	<	0.8	U	<	0.8	U	<	2.1	U	<	0.48	U	<	0.48	U	<	0.48	U	<	0.48	U	0.53	0.48		5.2	0.22			NA	
Nitrobenzene	-	0 / 17				<	0.8	U	<	0.8	U	<	0.8	U	<	0.42	U	<	0.48	U	<	0.48	U	<	0.48	U	<	0.48	U	<	0.48	U	<	0.22	U	<	0.22	U
RDX	27	6 / 17				<	0.8	U	<	0.8	U	<	0.8	U	<	0.21	U	<	0.48	U	<	0.48	U	<	0.48	U	2.9	0.48		8.5	0.48		27	2.2		9.6	0.22	
Tetryl	-	0 / 15				<	1.6	U	<	0.8	U	<	0.8	U	<	0.25	U	<	0.48	U	<	0.48	U	<	0.48	U	<	0.48	U	<	0.48	U	<	0.43	U	<	0.43	U

Notes:
< = less than reporting limit
µg/L = micrograms per liter
HMX = octahydro-1,3,5,7-tetranitro-1,3,5,7-tetrazocine
ID = identification number
J = estimated
LOQ = limit of quantifications
MNX = mono-nitroso-RDX
NA = not analyzed
NRL = no reporting limit
Qual = qualifier
RDX = hexahydro-1,3,5-trinitro-1,3,5-triazine
RL = reporting limit
U = nondetect

TABLE E.1.1-33
CORNHUSKER ARMY AMMUNITION PLANT
WELL G0063-EXPLOSIVES

FIELD ID			G0063			G0063			G0063			G0063			G0063			G0063		
METHOD	Maximum	Detection	SW846 M8330			SW846 M8330			SW846 M8330			SW846 M8330			UW51			UW51		
COLLECT DATE	Detection	Frequency	3/21/2002			3/27/2001			3/20/2000			3/30/1999			9/2/1992			3/15/1992		
			Result	RL	Qual	Result	RL	Qual	Result	RL	Qual	Result	RL	Qual	Result	RL	Qual	Result	RL	Qual
EXPLOSIVES (µg/L)																				
1,3,5-Trinitrobenzene	-	0 / 17	<	0.38	U	<	0.8	U	<	0.8	U	<	0.8	U	<	0.45	U	<	0.43	U
1,3-Dinitrobenzene	-	0 / 17	<	0.26	U	<	0.8	U	<	0.8	U	<	0.8	U	<	0.61	U	<	0.55	U
2,4,6-Trinitrotoluene	-	0 / 17	<	0.32	U	<	0.8	U	<	1.5	U	<	0.8	U	<	0.64	U	<	0.45	U
2,4-Dinitrotoluene	-	0 / 17	<	0.26	U	<	0.8	U	<	1.1	U	<	0.8	U	<	0.07	U	<	0.26	U
2,6-Dinitrotoluene	-	0 / 17	<	0.99	U	<	0.8	U	<	1.1	U	<	0.8	U	<	0.07	U	<	0.26	U
2-Amino-4,6-dinitrotoluene	-	0 / 16	<	0.40	U	<	0.8	U	<	1	U	<	0.8	U	<	0.16	U		NA	
2-Nitrotoluene	-	0 / 15	<	0.78	U	<	0.8	U	<	1.1	U	<	0.8	U		NA			NA	
3-Nitrotoluene	-	0 / 15	<	0.50	U	<	0.8	U	<	1.1	U	<	0.8	U		NA			NA	
4-Amino-2,6-dinitrotoluene	-	0 / 15	<	0.67	U	<	0.8	U	<	1	U	<	0.8	U		NA			NA	
4-Nitrotoluene	-	0 / 15	<	1.6	U	<	0.8	U	<	1.1	U	<	0.8	U		NA			NA	
HMX	5.3	4 / 17	0.46	1.1	J	<	1	U	<	0.8	U	<	0.8	U	<	1.21	U	<	0.56	U
MNX	5.2	2 / 10		NA			NA			NA			NA			NA			NA	
Nitrobenzene	-	0 / 17	<	0.45	U	<	0.8	U	<	0.8	U	<	0.8	U	<	0.65	U	<	0.82	U
RDX	27	6 / 17	3.0	0.64		0.73	0.8	J	<	0.8	U	<	0.8	U	<	1.17	U	<	0.41	U
Tetryl	-	0 / 15	<	1.1	U	<	0.8	U	<	1.3	U	<	0.8	U		NA			NA	

Notes:
< = less than reporting limit
µg/L = micrograms per liter
HMX = octahydro-1,3,5,7-tetranitro-1,3,5,7-tetrazocine
ID = identification number
J = estimated
LOQ = limit of quantifications
MNX = mono-nitroso-RDX
NA = not analyzed
NRL = no reporting limit
Qual = qualifier
RDX = hexahydro-1,3,5-trinitro-1,3,5-triazine
RL = reporting limit
U = nondetect

TABLE E.1.1-34
CORNHUSKER ARMY AMMUNITION PLANT
WELL G0066R-EXPLOSIVES

FIELD ID			G0066R					G0066R				G0066R					G0066R					G0066R					G0066R					G0066R				
METHOD	Maximum	Detection	SW846 M8330					SW846 M8330				SW846 M8330					SW846 M8330					SW846 M8330					SW846 M8330					SW846 M8330				
COLLECT DATE	Detection	Frequency	5/19/2022					5/23/2021				6/13/2020					6/7/2019					3/22/2018					3/27/2017					8/8/2016				
			Result	Qual	DL	LOD	LOQ	Result	Qual	DL	LOD	LOQ	Result	Qual	DL	LOD	LOQ	Result	Qual	DL	LOD	LOQ	Result	Qual	DL	LOD	LOQ	Result	Qual	DL	LOD	LOQ	Result	DL	LOD	LOQ	Qual
EXPLOSIVES (µg/L)																																				
1,3,5-Trinitrobenzene	390	20 / 24	<	U	0.096	0.23	0.24	1.2	J	0.083	0.2	0.21	0.095	J	0.09	0.21	0.22	<	U	0.2	0.39	0.98	0.48	J	0.032	0.1	0.15	0.99	J	0.033	0.1	0.16	<	2.2	4.4	11	U
1,3-Dinitrobenzene	2.31	2 / 24	<	U	0.042	0.11	0.13	<	U	0.037	0.099	0.11	<	U	0.039	0.11	0.12	<	U	0.087	0.2	0.39	<	U	0.051	0.1	0.15	<	U	0.052	0.1	0.16	<	0.99	2.2	4.4	U
2,4,6-Trinitrotoluene	820	19 / 24	<	U	0.051	0.11	0.13	0.46		0.045	0.099	0.11	<	U	0.048	0.11	0.12	<	U	0.16	0.39	0.39	0.33	J	0.051	0.1	0.15	0.84		0.052	0.1	0.16	<	0.81	2.2	4.4	U
2,4-Dinitrotoluene	24	14 / 24	<	U	0.031	0.091	0.11	0.19	J	0.027	0.079	0.099	<	U	0.029	0.086	0.11	<	U	0.082	0.2	0.39	<	U	0.051	0.1	0.13	0.14		0.052	0.1	0.14	<	0.93	2.2	4.4	U
2,6-Dinitrotoluene	5	7 / 24	<	U	0.046	0.091	0.11	<	U	0.04	0.079	0.099	<	U	0.043	0.086	0.11	<	U	0.063	0.2	0.2	<	U	0.051	0.1	0.13	<	U	0.052	0.1	0.14	<	0.72	2.2	2.2	U
2-Amino-4,6-dinitrotoluene	87	22 / 24	<	U	0.058	0.11	0.13	1.4	J	0.05	0.099	0.11	0.85		0.054	0.11	0.12	0.33		0.05	0.12	0.2	0.87	J	0.031	0.1	0.15	2		0.031	0.1	0.16	<	0.56	1.3	2.2	U
2-Nitrotoluene	2.5	1 / 20	<	U	0.098	0.23	0.24	<	UJ	0.085	0.2	0.21	<	U	0.091	0.21	0.22	<	UJ	0.084	0.2	0.39	<	U	0.09	0.2	0.51	<	U	0.092	0.21	0.52	<	0.95	2.2	4.4	U
3-Nitrotoluene	-	0 / 20	<	U	0.22	0.46	0.46	<	UJ	0.19	0.4	0.4	<	U	0.21	0.43	0.43	<	UJ	0.19	0.39	0.39	<	U	0.058	0.2	0.51	<	U	0.06	0.21	0.52	<	0.93	2.2	4.4	U
4-Amino-2,6-dinitrotoluene	55 J	16 / 20	<	U	0.066	0.14	0.17	1.2	J	0.057	0.12	0.15	0.46		0.062	0.13	0.16	<	UJ	0.057	0.12	0.2	0.76	J	0.051	0.1	0.15	1.8		0.052	0.1	0.16	<	0.64	1.3	2.2	U
4-Nitrotoluene	-	0 / 20	<	U	0.11	0.46	0.47	<	UJ	0.099	0.4	0.41	<	U	0.11	0.43	0.44	<	UJ	0.2	0.39	0.98	<	U	0.09	0.2	0.51	<	U	0.092	0.21	0.52	<	2.2	4.4	11	U
HMX	79.2	19 / 24	<	U	0.1	0.23	0.24	0.77	J	0.087	0.2	0.21	2.3	J	0.094	0.21	0.22	<	U	0.086	0.2	0.39	0.2	J	0.029	0.1	0.15	1.9	J	0.038	0.1	0.16	<	0.97	2.2	4.4	U
MNX	1.9 J	3 / 14	<	U	0.18	0.46	2.3	<	U	0.15	0.4	2	<	U	0.16	0.43	2.1	<	U	0.15	0.39	2	<	U	0.037	0.1	0.51	<	U	0.029	0.1	0.52	<	4.0	4.0	22	U
Nitrobenzene	19.6	4 / 24	<	U	0.1	0.23	0.24	<	U	0.09	0.2	0.21	<	U	0.097	0.21	0.22	<	U	0.089	0.2	0.39	<	U	0.051	0.1	0.15	<	U	0.052	0.1	0.16	<	1.0	2.2	4.4	U
RDX	103	21 / 24	<	U	0.059	0.23	0.24	1.4	J	0.051	0.2	0.21	0.51		0.055	0.21	0.22	<	U	0.15	0.39	0.39	<	U	0.037	0.1	0.15	0.86		0.038	0.1	0.16	0.72	0.58	1.3	2.2	J
Tetryl	0.32 J	2 / 22	<	U	0.036	0.11	0.13	<	U	0.032	0.099	0.11	<	U	0.034	0.11	0.12	<	U	0.078	0.2	0.24	<	U	0.051	0.1	0.15	0.086	J	0.052	0.1	0.16	<	0.88	2.2	2.7	U

Notes:
*G0066 was abandoned and replaced by G0066R in 2010.

< = less than reporting limit
µg/L = micrograms per liter
HMX = octahydro-1,3,5,7-tetranitro-1,3,5,7-tetrazocine
ID = identification number
J = estimated
LOQ = limit of quantifications
MNX = mono-nitroso-RDX
NA = not analyzed
NRL = no reporting limit
Qual = qualifier
RDX = hexahydro-1,3,5-trinitro-1,3,5-triazine
RL = reporting limit
U = nondetect

TABLE E.1.1-34
CORNHUSKER ARMY AMMUNITION PLANT
WELL G0066R-EXPLOSIVES

FIELD ID			G0066R					G0066R			G0066R			G0066R			G0066R			G0066R			G0066			G0066			G0066			G0066			G0066		
METHOD	Maximum	Detection	SW846 M8330					SW846 M8330			SW846 M8330			SW846 M8330			SW846 M8330			SW846 M8330			SW846 M8330			SW846 M8330			SW846 M8330			SW846 M8330			SW846 M8330		
COLLECT DATE	Detection	Frequency	8/10/2015					8/11/2014			3/21/2013			3/15/2012			3/10/2011			3/17/2010			3/12/2009			None			3/19/2003			3/25/2002			3/26/2001		
			Result	DL	LOD	LOQ	Qual	Result	LOQ	Qual	Result	RL	Qual	Result	RL	Qual	Result	RL	Qual	Result	RL	Qual	Result	RL	Qual	Result	RL	Qual	Result	RL	Qual	Result	RL	Qual	Result	RL	Qual
EXPLOSIVES (µg/L)																																				
1,3,5-Trinitrobenzene	390	20 / 24	0.39	0.21	0.42	1.1	J	4.4	1		17.1	0.8	J	<	0.8	UJ	41.2	0.8		0.34	0.99	J	37	0.48					0.71	0.2	J	83	3.3	J	390	40	
1,3-Dinitrobenzene	2.31	2 / 24	<	0.093	0.21	0.42	U	<	0.42	U	<	0.8	U	<	0.8	UJ	<	0.8	U	<	0.4	U	<	0.48	U				<	0.2	U	<	0.22	UJ	<	2	U
2,4,6-Trinitrotoluene	820	19 / 24	1.6	0.076	0.21	0.42		3.6	0.42		24.2	0.8	J	<	0.8	UJ	24.2	0.8		9.1	0.4	J	160	2.5	J				120	20	J	210	28	J	630	40	
2,4-Dinitrotoluene	24	14 / 24	0.30	0.088	0.21	0.42	J	0.18	0.42	J	<	0.8	U	<	0.8	UJ	0.57	0.8	J	<	0.4	U	<	0.48	U				2.4	0.39	J	3.4	0.22	J	11	2	
2,6-Dinitrotoluene	5	7 / 24	<	0.068	0.21	0.21	U	<	0.21	U	<	0.8	U	<	0.8	UJ	1.2	0.8		<	0.2	U	0.72	0.48		**Not Sampled**			1.1	0.39	J	1.8	0.86	J	<	2	U
2-Amino-4,6-dinitrotoluene	87	22 / 24	6.1	0.053	0.13	0.21		6.5	0.21		13	0.8	J	0.61	0.8	J	26.2	0.8		13	0.2	J	23	0.48		**in 2004, 2005, 2006,**			16	0.39	J	17	0.35	J	22	2	
2-Nitrotoluene	2.5	1 / 20	<	0.090	0.21	0.42	U	<	0.42	U	<	0.8	U	<	0.8	UJ	<	0.8	U	<	0.4	U	<	0.48	U	**2007, 2008**			<	0.39	U	<	0.68	U	2.5	2	
3-Nitrotoluene	-	0 / 20	<	0.088	0.21	0.42	U	<	0.42	U	<	0.8	U	<	0.8	UJ	<	0.8	U	<	0.4	U	<	0.48	U	**Well Dry**			<	0.39	U	<	0.43	U	<	0.8	
4-Amino-2,6-dinitrotoluene	55 J	16 / 20	6.6	0.061	0.13	0.21		6.4	0.21		8.4	1.4	J	<	1.4	UJ	28.8	0.8		12	0.2	J	25	0.48					29	3.9	J	29	5.8	J	17	1.6	
4-Nitrotoluene	-	0 / 20	<	0.21	0.21	1.1	U	<	1	U	<	0.8	U	<	0.8	UJ	<	0.8	U	<	1	U	<	0.48	U				<	0.62	U	<	1.4	U	<	0.8	
HMX	79.2	19 / 24	<	0.092	0.21	0.42	U	1.7	0.42	J	5.6	0.8	J	6.3	0.8	J	1.7	0.8	J	2.8	0.4	J	2.1	0.48					5.7	0.49	J	7.1	0.94	J	6.2	2	
MNX	1.9 J	3 / 14	0.70	0.38	0.38	2.1	J	1.9	2.1	J	<	0.8	U	<	0.8	UJ	<	0.8	U	<	2	U	0.51	0.48						NA			NA			NA	
Nitrobenzene	19.6	4 / 24	<	0.096	0.21	0.42	U	0.13	0.42	J	<	0.8	U	<	0.8	UJ	<	0.8	U	<	0.4	U	<	0.48	U				<	0.2	U	<	0.39	U	<	2	U
RDX	103	21 / 24	0.39	0.055	0.13	0.21	J	1.5	0.21		0.72	0.8	J	2	0.8	J	1.9	0.8		1.3	0.2	J	16	0.48					14	2	J	30	5.5	J	18	8	
Tetryl	0.32 J	2 / 22	<	0.084	0.21	0.25	U	<	0.25	U	<	1.6	U	<	0.8	UJ	<	0.8	U	<	0.24	U	<	0.48	U				<	0.39	U	0.32	0.91	J	<	8	U

Notes:
*G0066 was abandoned and replaced by G0066R in 2010.

< = less than reporting limit
µg/L = micrograms per liter
HMX = octahydro-1,3,5,7-tetranitro-1,3,5,7-tetrazocine
ID = identification number
J = estimated
LOQ = limit of quantifications
MNX = mono-nitroso-RDX
NA = not analyzed
NRL = no reporting limit
Qual = qualifier
RDX = hexahydro-1,3,5-trinitro-1,3,5-triazine
RL = reporting limit
U = nondetect

TABLE E.1.1-34
CORNHUSKER ARMY AMMUNITION PLANT
WELL G0066R-EXPLOSIVES

FIELD ID			G0066			G0066			G0066			G0066			G0066			G0066			G0066		
METHOD	Maximum	Detection	SW846 M8330			SW846 M8330			UW51			UW33			UW33			UW32			UW33		
COLLECT DATE	Detection	Frequency	3/20/2000			3/31/1999			6/22/1998			7/17/1994			6/20/1994			10/13/1992			8/19/1992		
			Result	RL	Qual	Result	RL	Qual	Result	RL	Qual	Result	RL	Qual	Result	RL	Qual	Result	RL	Qual	Result	RL	Qual
EXPLOSIVES (µg/L)																							
1,3,5-Trinitrobenzene	390	20 / 24	83	40		70.3	4		69.6	1.00	J	130	NRL		130	NRL		190	NRL		180	NRL	
1,3-Dinitrobenzene	2.31	2 / 24	<	0.8	U	<	4	U	<	0.500	UJ	1.28	NRL		<	11	U	<	0.611	U	2.31	NRL	
2,4,6-Trinitrotoluene	820	19 / 24	450	75		257	16		219	50.00	J	400	NRL		420	NRL		750	NRL		820	NRL	
2,4-Dinitrotoluene	24	14 / 24	9.7	1.1		6.62	4		8.81	0.500	J	10.0	NRL		<	13	U	20.0	NRL		24.0	NRL	
2,6-Dinitrotoluene	5	7 / 24	2.7	1.1		2.4	4	J	<	0.500	UJ	5.00	NRL		<	5.2	U	<	0.074	U	<	0.074	U
2-Amino-4,6-dinitrotoluene	87	22 / 24	34	50	J	45.4	4		47.0	0.500	J	69.0	NRL		66.0	NRL		81.0	NRL		87.0	NRL	
2-Nitrotoluene	2.5	1 / 20	<	1.1	U	<	4	U	<	1.00	UJ		NA			NA			NA			NA	
3-Nitrotoluene	-	0 / 20	<	1.1	U	<	4	U	<	1.00	UJ		NA			NA			NA			NA	
4-Amino-2,6-dinitrotoluene	55 J	16 / 20	18	1	JE	46.7	4		55.0	1.00	J		NA			NA			NA			NA	
4-Nitrotoluene	-	0 / 20	<	1.1	U	<	4	U	<	1.00	UJ		NA			NA			NA			NA	
HMX	79.2	19 / 24	5.1	0.8		3.05	4	J	6.13	0.500	J	<	5.6	U	7.97	NRL		13.0	NRL		79.2	NRL	
MNX	1.9 J	3 / 14		NA			NA			NA			NA			NA			NA			NA	
Nitrobenzene	19.6	4 / 24	9.4	0.8		19.6	4		<	0.500	UJ	1.25	NRL		<	41	U	<	0.645	U	<	0.645	U
RDX	103	21 / 24	23	40	J	23.4	4		6.63	1.00	J	55.0	NRL		54.0	NRL		103	NRL		96.4	NRL	
Tetryl	0.32 J	2 / 22	<	1.3	U	<	4	U	<	0.500	UJ	<	12	U	<	24	U		NA			NA	

Notes:
*G0066 was abandoned and replaced by G0066R in 2010.

< = less than reporting limit
µg/L = micrograms per liter
HMX = octahydro-1,3,5,7-tetranitro-1,3,5,7-tetrazocine
ID = identification number
J = estimated
LOQ = limit of quantifications
MNX = mono-nitroso-RDX
NA = not analyzed
NRL = no reporting limit
Qual = qualifier
RDX = hexahydro-1,3,5-trinitro-1,3,5-triazine
RL = reporting limit
U = nondetect

TABLE E.1.1-35
CORNHUSKER ARMY AMMUNITION PLANT
WELL G0067-EXPLOSIVES

FIELD ID			G0067					G0067					G0067					G0067					G0067					G0067					G0067				
METHOD	Maximum	Detection	SW846 M8330					SW846 M8330					SW846 M8330					SW846 M8330					SW846 M8330					SW846 M8330					SW846 M8330				
COLLECT DATE	Detection	Frequency	5/14/2022					5/22/2021					6/13/2020					6/8/2019					3/22/2018					3/30/2017					8/16/2016				
			Result	Qual	DL	LOD	LOQ	Result	Qual	DL	LOD	LOQ	Result	Qual	DL	LOD	LOQ	Result	Qual	DL	LOD	LOQ	Result	Qual	DL	LOD	LOQ	Result	Qual	DL	LOD	LOQ	Result	DL	LOD	LOQ	Qual
EXPLOSIVES (µg/L)																																				
1,3,5-Trinitrobenzene	-	0 / 26	<	U	0.088	0.21	0.22	<	U	0.085	0.2	0.21	<	U	0.091	0.22	0.23	<	U	0.2	0.4	0.99	<	U	0.033	0.11	0.16	<	U	0.034	0.11	0.16	<	0.22	0.43	1.1	U
1,3-Dinitrobenzene	-	0 / 26	<	U	0.039	0.11	0.12	<	U	0.037	0.1	0.11	<	U	0.04	0.11	0.12	<	U	0.088	0.2	0.4	<	U	0.053	0.11	0.16	<	U	0.054	0.11	0.16	<	0.096	0.22	0.43	U
2,4,6-Trinitrotoluene	0.85	1 / 26	<	U	0.047	0.11	0.12	<	U	0.045	0.1	0.11	<	U	0.049	0.11	0.12	<	U	0.16	0.4	0.4	<	U	0.053	0.11	0.16	<	U	0.054	0.11	0.16	<	0.078	0.22	0.43	U
2,4-Dinitrotoluene	-	0 / 26	<	U	0.029	0.084	0.11	<	U	0.028	0.081	0.1	<	U	0.03	0.086	0.11	<	U	0.083	0.2	0.4	<	U	0.053	0.11	0.14	<	U	0.054	0.11	0.14	<	0.090	0.22	0.43	U
2,6-Dinitrotoluene	-	0 / 26	<	U	0.042	0.084	0.11	<	U	0.041	0.081	0.1	<	U	0.043	0.086	0.11	<	U	0.064	0.2	0.2	<	U	0.053	0.11	0.14	<	U	0.054	0.11	0.14	<	0.070	0.22	0.22	U
2-Amino-4,6-dinitrotoluene	0.14 J	1 / 26	<	U	0.053	0.11	0.12	<	U	0.051	0.1	0.11	<	U	0.055	0.11	0.12	<	U	0.05	0.12	0.2	<	U	0.032	0.11	0.16	<	U	0.033	0.11	0.16	<	0.055	0.13	0.22	U
2-Nitrotoluene	-	0 / 22	<	U	0.09	0.21	0.22	<	UJ	0.086	0.2	0.21	<	U	0.092	0.22	0.23	<	UJ	0.084	0.2	0.4	<	U	0.093	0.21	0.53	<	U	0.096	0.22	0.54	<	0.092	0.22	0.43	U
3-Nitrotoluene	-	0 / 22	<	U	0.2	0.42	0.42	<	UJ	0.2	0.4	0.4	<	U	0.21	0.43	0.43	<	UJ	0.19	0.4	0.4	<	U	0.06	0.21	0.53	<	U	0.062	0.22	0.54	<	0.090	0.22	0.43	U
4-Amino-2,6-dinitrotoluene	-	0 / 22	<	U	0.061	0.13	0.16	<	U	0.058	0.12	0.15	<	U	0.062	0.13	0.16	<	U	0.057	0.12	0.2	<	U	0.053	0.11	0.16	<	U	0.054	0.11	0.16	<	0.062	0.13	0.22	U
4-Nitrotoluene	-	0 / 22	<	U	0.11	0.42	0.43	<	UJ	0.1	0.4	0.41	<	U	0.11	0.43	0.44	<	UJ	0.2	0.4	0.99	<	U	0.093	0.21	0.53	<	U	0.096	0.22	0.54	<	0.22	0.43	1.1	U
HMX	0.47 J	3 / 26	<	U	0.092	0.21	0.22	<	U	0.089	0.2	0.21	<	U	0.095	0.22	0.23	<	U	0.087	0.2	0.4	0.44		0.029	0.11	0.16	0.3		0.039	0.11	0.16	<	0.094	0.22	0.43	U
MNX	0.15 J	1 / 15	<	U	0.16	0.42	2.1	<	U	0.16	0.4	2	<	U	0.17	0.43	2.2	<	U	0.15	0.4	2	<	U	0.038	0.11	0.53	0.15	J	0.031	0.11	0.54	<	0.39	0.39	2.2	U
Nitrobenzene	-	0 / 26	<	U	0.096	0.21	0.22	<	U	0.092	0.2	0.21	<	U	0.098	0.22	0.23	<	U	0.09	0.2	0.4	<	U	0.053	0.11	0.16	<	U	0.054	0.11	0.16	<	0.098	0.22	0.43	U
RDX	4	5 / 26	<	U	0.054	0.21	0.22	<	U	0.052	0.2	0.21	<	U	0.056	0.22	0.23	0.21	J	0.16	0.4	0.4	1.9		0.038	0.11	0.16	4		0.039	0.11	0.16	2	0.056	0.13	0.22	
Tetryl	-	0 / 24	<	U	0.033	0.11	0.12	<	U	0.032	0.1	0.11	<	U	0.034	0.11	0.12	<	U	0.078	0.2	0.24	<	U	0.053	0.11	0.16	<	U	0.054	0.11	0.16	<	0.085	0.22	0.26	U

Notes:
< = less than reporting limit
µg/L = micrograms per liter
HMX = octahydro-1,3,5,7-tetranitro-1,3,5,7-tetrazocine
ID = identification number
J = estimated
LOQ = limit of quantifications
MNX = mono-nitroso-RDX
NA = not analyzed
NRL = no reporting limit
Qual = qualifier
RDX = hexahydro-1,3,5-trinitro-1,3,5-triazine
RL = reporting limit
U = nondetect

TABLE E.1.1-35
CORNHUSKER ARMY AMMUNITION PLANT
WELL G0067-EXPLOSIVES

FIELD ID			G0067					G0067			G0067			G0067			G0067			G0067			G0067			G0067			G0067			G0067			G0067		
METHOD	Maximum	Detection	SW846 M8330					SW846 M8330			SW846 M8330			SW846 M8330			SW846 M8330			SW846 M8330			SW846 M8330			SW846 M8330			SW846 M8330			SW846 M8330			SW846 M8330		
COLLECT DATE	Detection	Frequency	8/17/2015					None			3/18/2013			3/12/2012			3/10/2011			3/18/2010			3/19/2009			3/18/2008			None			3/18/2004			3/18/2003		
			Result	DL	LOD	LOQ	Qual	Result	RL	Qual	Result	RL	Qual	Result	RL	Qual	Result	RL	Qual	Result	RL	Qual	Result	RL	Qual	Result	RL	Qual	Result	RL	Qual	Result	RL	Qual	Result	RL	Qual
EXPLOSIVES (µg/L)																																				
1,3,5-Trinitrobenzene	-	0 / 26	<	0.23	0.45	1.1	U				<	0.8	U	<	0.8	U	<	0.8	U	<	1	U	<	0.48	U	<	0.49	U				<	0.18	U	<	0.16	U
1,3-Dinitrobenzene	-	0 / 26	<	0.10	0.23	0.45	U				<	0.8	U	<	0.8	U	<	0.8	U	<	0.4	U	<	0.48	U	<	0.49	U				<	0.18	U	<	0.16	U
2,4,6-Trinitrotoluene	0.85	1 / 26	<	0.082	0.23	0.45	U				<	0.8	U	0.85	0.8		<	0.8	U	<	0.4	U	<	0.48	U	<	0.49	U				<	0.18	U	<	0.16	U
2,4-Dinitrotoluene	-	0 / 26	<	0.095	0.23	0.45	U				<	0.8	U	<	0.8	U	<	0.8	U	<	0.4	U	<	0.48	U	<	0.49	U				<	0.35	U	<	0.31	U
2,6-Dinitrotoluene	-	0 / 26	<	0.073	0.23	0.23	U	**Not Sampled**			<	0.8	U	<	0.8	U	<	0.8	U	<	0.2	U	<	0.48	U	<	0.49	U	**Not Sampled**			<	0.35	U	<	0.31	U
2-Amino-4,6-dinitrotoluene	0.14 J	1 / 26	<	0.057	0.14	0.23	U	**in 2014**			<	0.8	U	0.14	0.8	J	<	0.8	U	<	0.2	U	<	0.48	U	<	0.49	U	**in 2005, 2006, 2007**			<	0.35	U	<	0.31	U
2-Nitrotoluene	-	0 / 22	<	0.097	0.23	0.45	U				<	0.8	U	<	0.8	U	<	0.8	U	<	0.4	U	<	0.48	U	<	0.49	U				<	0.35	U	<	0.31	U
3-Nitrotoluene	-	0 / 22	<	0.094	0.23	0.45	U	**Well Dry**			<	0.8	U	<	0.8	U	<	0.8	U	<	0.4	U	<	0.48	U	<	0.49	U	**Well Dry**			<	0.35	U	<	0.31	U
4-Amino-2,6-dinitrotoluene	-	0 / 22	<	0.065	0.14	0.23	U				<	1.4	U	<	1.4	U	<	0.8	U	<	0.2	U	<	0.48	U	<	0.49	U				<	0.35	U	<	0.31	U
4-Nitrotoluene	-	0 / 22	<	0.23	0.45	1.1	U				<	0.8	U	<	0.8	U	<	0.8	U	<	1	U	<	0.48	U	<	0.49	U				<	0.57	U	<	0.5	U
HMX	0.47 J	3 / 26	<	0.099	0.23	0.45	U				<	0.8	U	0.47	0.8	J	<	0.8	U	<	0.4	U	<	0.48	U	<	0.49	U				<	0.44	U	<	0.39	U
MNX	0.15 J	1 / 15	<	0.40	0.4	2.3	U				<	0.8	U	<	0.8	U	<	0.8	U	<	2	U	<	0.48	U	<	0.49	U				<	0.18	U		NA	
Nitrobenzene	-	0 / 26	<	0.10	0.23	0.45	U				<	0.8	U	<	0.8	U	<	0.8	U	<	0.4	U	<	0.48	U	<	0.49	U				<	0.18	U	<	0.16	U
RDX	4	5 / 26	<	0.059	0.14	0.23	U				<	0.8	U	3.7	0.8		<	0.8	U	<	0.2	U	<	0.48	U	<	0.49	U				<	0.18	U	<	0.16	U
Tetryl	-	0 / 24	<	0.090	0.23	0.27	U				<	1.6	U	<	0.8	U	<	0.8	U	<	0.24	U	<	0.48	U	<	0.49	U				<	0.35	U	<	0.31	U

Notes:
< = less than reporting limit
µg/L = micrograms per liter
HMX = octahydro-1,3,5,7-tetranitro-1,3,5,7-tetrazocine
ID = identification number
J = estimated
LOQ = limit of quantifications
MNX = mono-nitroso-RDX
NA = not analyzed
NRL = no reporting limit
Qual = qualifier
RDX = hexahydro-1,3,5-trinitro-1,3,5-triazine
RL = reporting limit
U = nondetect

TABLE E.1.1-35
CORNHUSKER ARMY AMMUNITION PLANT
WELL G0067-EXPLOSIVES

FIELD ID			G0067			G0067			G0067			G0067			G0067			G0067			G0067			G0067			G0067			G0067		
METHOD	Maximum	Detection	SW846 M8330			SW846 M8330			SW846 M8330			SW846 M8330			UW51			UW51			UW33			UW33			UW32			UW32		
COLLECT DATE	Detection	Frequency	3/22/2002			3/23/2001			3/21/2000			4/2/1999			6/18/1998			10/4/1997			7/16/1994			6/22/1994			10/13/1992			8/24/1992		
			Result	RL	Qual	Result	RL	Qual	Result	RL	Qual	Result	RL	Qual	Result	RL	Qual	Result	RL	Qual	Result	RL	Qual	Result	RL	Qual	Result	RL	Qual	Result	RL	Qual
EXPLOSIVES (µg/L)																															
1,3,5-Trinitrobenzene	-	0 / 26	<	0.42	U	<	0.8	U	<	0.8	U	<	0.8	U	<	1.00	U	<	0.125	U	<	0.425	U	<	0.425	U	<	0.449	U	<	0.449	U
1,3-Dinitrobenzene	-	0 / 26	<	0.28	U	<	0.8	U	<	0.8	U	<	0.8	U	<	0.500	U	<	0.989	U	<	0.549	U	<	0.549	U	<	0.611	U	<	0.611	U
2,4,6-Trinitrotoluene	0.85	1 / 26	<	0.35	U	<	0.8	U	<	1.5	U	<	0.8	U	<	1.00	U	<	0.29	U	<	0.451	U	<	0.451	U	<	0.635	U	<	0.635	U
2,4-Dinitrotoluene	-	0 / 26	<	0.28	U	<	0.8	U	<	1.1	U	<	0.8	U	<	0.500	U	<	0.233	U	<	0.26	U	<	0.26	U	<	0.064	U	<	0.064	U
2,6-Dinitrotoluene	-	0 / 26	<	1.1	U	<	0.8	U	<	1.1	U	<	0.8	U	<	0.500	U	<	0.2	U	<	0.26	U	<	0.26	U	<	0.074	U	<	0.074	U
2-Amino-4,6-dinitrotoluene	0.14 J	1 / 26	<	0.44	U	<	0.8	U	<	1	U	<	0.8	U	<	0.500	U	<	0.173	U	<	0.244	U	<	0.244	U	<	0.158	U	<	0.158	U
2-Nitrotoluene	-	0 / 22	<	0.86	U	<	0.8	U	<	1.1	U	<	0.8	U	<	1.00	U	<	0.319	U		NA			NA			NA			NA	
3-Nitrotoluene	-	0 / 22	<	0.54	U	<	0.8	U	<	1.1	U	<	0.8	U	<	1.00	U	<	0.514	U		NA			NA			NA			NA	
4-Amino-2,6-dinitrotoluene	-	0 / 22	<	0.74	U	<	0.8	U	<	1	U	<	0.8	U	<	1.00	U	<	0.309	U		NA			NA			NA			NA	
4-Nitrotoluene	-	0 / 22	<	1.8	U	<	0.8	U	<	1.1	U	<	0.8	U	<	1.00	U	<	0.368	U		NA			NA			NA			NA	
HMX	0.47 J	3 / 26	<	1.2	U	<	1	U	<	0.8	U	<	0.8	U	<	0.500	U	<	0.16	U	<	0.563	U	<	0.563	U	<	1.21	U	<	1.21	U
MNX	0.15 J	1 / 15		NA			NA			NA			NA			NA			NA			NA			NA			NA			NA	
Nitrobenzene	-	0 / 26	<	0.49	U	<	0.8	U	<	0.8	U	<	0.8	U	<	0.500	U	<	0.231	U	<	0.817	U	<	0.817	U	<	0.645	U	<	0.645	U
RDX	4	5 / 26	<	0.70	U	<	0.8	U	<	0.8	U	<	0.8	U	<	1.00	U	<	0.558	U	<	0.412	U	<	0.412	U	<	1.17	U	<	1.17	U
Tetryl	-	0 / 24	<	1.2	U	<	0.8	U	<	1.3	U	<	0.8	U	<	0.500	U	<	0.253	U	<	1.18	U	<	1.18	U		NA			NA	

Notes:
< = less than reporting limit
µg/L = micrograms per liter
HMX = octahydro-1,3,5,7-tetranitro-1,3,5,7-tetrazocine
ID = identification number
J = estimated
LOQ = limit of quantifications
MNX = mono-nitroso-RDX
NA = not analyzed
NRL = no reporting limit
Qual = qualifier
RDX = hexahydro-1,3,5-trinitro-1,3,5-triazine
RL = reporting limit
U = nondetect

TABLE E.1.1-36
CORNHUSKER ARMY AMMUNITION PLANT
WELL G0068-EXPLOSIVES

FIELD ID			G0068			G0068			G0068			G0068			G0068			G0068			G0068			G0068			G0068			G0068			G0068			G0068		
METHOD	Maximum	Detection	SW846 M8330			SW846 M8330			SW846 M8330			SW846 M8330			SW846 M8330			SW846 M8330			SW846 M8330			SW846 M8330			SW846 M8330			SW846 M8330			SW846 M8330			SW846 M8330		
COLLECT DATE	Detection	Frequency	None			3/11/2013			3/5/2012			None			3/14/2007			3/28/2006			3/22/2005			3/17/2004			3/21/2003			3/25/2002			3/28/2001			3/17/2000		
			Result	RL	Qual	Result	RL	Qual	Result	RL	Qual	Result	RL	Qual	Result	RL	Qual	Result	RL	Qual	Result	RL	Qual	Result	RL	Qual	Result	RL	Qual	Result	RL	Qual	Result	RL	Qual	Result	RL	Qual
EXPLOSIVES (µg/L)																																						
1,3,5-Trinitrobenzene	-	0 / 14				<	0.8	U	<	0.8	U				<	0.48	U	<	0.48	U	<	0.5	U	<	0.25	U	<	0.26	U	<	0.29	U	<	0.8	U	<	0.8	U
1,3-Dinitrobenzene	-	0 / 14				<	0.8	U	<	0.8	U				<	0.48	U	<	0.48	U	<	0.5	U	<	0.25	U	<	0.26	U	<	0.19	UJ	<	0.8	U	<	0.8	U
2,4,6-Trinitrotoluene	-	0 / 14				<	0.8	U	<	0.8	U				<	0.48	U	<	0.48	U	<	0.5	U	<	0.25	U	<	0.26	U	<	0.24	U	<	0.8	U	<	1.5	U
2,4-Dinitrotoluene	-	0 / 14				<	0.8	U	<	0.8	U				<	0.48	U	<	0.48	U	<	0.5	U	<	0.48	U	<	0.5	U	<	0.19	U	<	0.8	U	<	1.1	U
2,6-Dinitrotoluene	-	0 / 14	**Abandoned**			<	0.8	U	<	0.8	U	**Not Sampled**			<	0.48	U	<	0.48	U	<	0.5	U	<	0.48	U	<	0.5	U	<	0.74	U	<	0.8	U	<	1.1	U
2-Amino-4,6-dinitrotoluene	-	0 / 14	**2013**			<	0.8	U	<	0.8	U	**in 2008, 2009, 2010,**			<	0.48	U	<	0.48	U	<	0.5	U	<	0.48	U	<	0.5	U	<	0.30	U	<	0.8	U	<	1	U
2-Nitrotoluene	-	0 / 12				<	0.8	U	<	0.8	U	**2011**			<	0.48	U	<	0.48	U	<	0.5	U	<	0.48	U	<	0.5	U	<	0.59	U	<	0.8	U	<	1.1	U
3-Nitrotoluene	-	0 / 12				<	0.8	U	<	0.8	U				<	0.48	U	<	0.48	U	<	0.5	U	<	0.48	U	<	0.5	U	<	0.37	U	<	0.8	U	<	1.1	U
4-Amino-2,6-dinitrotoluene	-	0 / 12				<	1.4	U	<	1.4	U				<	0.48	U	<	0.48	U	<	0.5	U	<	0.48	U	<	0.5	U	<	0.50	U	<	0.8	U	<	1	U
4-Nitrotoluene	-	0 / 12				<	0.8	U	<	0.8	U				<	0.48	U	<	0.48	U	<	0.5	U	<	0.78	U	<	0.81	U	<	1.2	U	<	0.8	U	<	1.1	U
HMX	0.68	1 / 14				<	0.8	U	<	0.8	U				<	0.48	U	<	0.48	U	<	0.5	U	0.68	0.6		<	0.63	U	<	0.82	U	<	1	U	<	0.8	U
MNX	0.14 J	1 / 6				<	0.8	U	<	0.8	U				<	0.48	U	<	0.48	U	<	0.5	U	0.14	0.25	J		NA			NA			NA			NA	
Nitrobenzene	-	0 / 14				<	0.8	U	<	0.8	U				<	0.48	U	<	0.48	U	<	0.5	U	<	0.25	U	<	0.26	U	<	0.34	U	<	0.8	U	<	0.8	U
RDX	1.5	3 / 14				<	0.8	U	<	0.8	U				<	0.48	U	<	0.48	U	<	0.5	U	1.5	0.25		0.86	0.26		0.42	0.48	J	<	0.8	U	<	0.8	U
Tetryl	-	0 / 12				<	1.6	U	<	0.8	U				<	0.48	U	<	0.48	U	<	0.5	U	<	0.48	U	<	0.5	U	<	0.79	U	<	0.8	U	<	1.3	U

Notes:
< = less than reporting limit
µg/L = micrograms per liter
HMX = octahydro-1,3,5,7-tetranitro-1,3,5,7-tetrazocine
ID = identification number
J = estimated
LOQ = limit of quantifications
MNX = mono-nitroso-RDX
NA = not analyzed
NRL = no reporting limit
Qual = qualifier
RDX = hexahydro-1,3,5-trinitro-1,3,5-triazine
RL = reporting limit
U = nondetect

TABLE E.1.1-36
CORNHUSKER ARMY AMMUNITION PLANT
WELL G0068-EXPLOSIVES

FIELD ID			G0068			G0068			G0068			G0068		
METHOD	Maximum	Detection	SW846 M8330			UW51			UW32			UW32		
COLLECT DATE	Detection	Frequency	3/29/1999			6/23/1998			10/12/1992			8/23/1992		
			Result	RL	Qual	Result	RL	Qual	Result	RL	Qual	Result	RL	Qual
EXPLOSIVES (µg/L)														
1,3,5-Trinitrobenzene	-	0 / 14	<	0.8	U	<	1.00	UJ	<	0.449	U	<	0.449	U
1,3-Dinitrobenzene	-	0 / 14	<	0.8	U	<	0.500	UJ	<	0.611	U	<	0.611	U
2,4,6-Trinitrotoluene	-	0 / 14	<	0.8	U	<	1.00	UJ	<	0.635	U	<	0.635	U
2,4-Dinitrotoluene	-	0 / 14	<	0.8	U	<	0.500	UJ	<	0.064	U	<	0.064	U
2,6-Dinitrotoluene	-	0 / 14	<	0.8	U	<	0.500	UJ	<	0.074	U	<	0.074	U
2-Amino-4,6-dinitrotoluene	-	0 / 14	<	0.8	U	<	0.500	UJ	<	0.158	U	<	0.158	U
2-Nitrotoluene	-	0 / 12	<	0.8	U	<	1.00	UJ		NA			NA	
3-Nitrotoluene	-	0 / 12	<	0.8	U	<	1.00	UJ		NA			NA	
4-Amino-2,6-dinitrotoluene	-	0 / 12	<	0.8	U	<	1.00	UJ		NA			NA	
4-Nitrotoluene	-	0 / 12	<	0.8	U	<	1.00	UJ		NA			NA	
HMX	0.68	1 / 14	<	0.8	U	<	0.500	UJ	<	1.21	U	<	1.21	U
MNX	0.14 J	1 / 6		NA			NA			NA			NA	
Nitrobenzene	-	0 / 14	<	0.8	U	<	0.500	UJ	<	0.645	U	<	0.645	U
RDX	1.5	3 / 14	<	0.8	U	<	1.00	UJ	<	1.17	U	<	1.17	U
Tetryl	-	0 / 12	<	0.8	U	<	0.500	UJ		NA			NA	

Notes:
< = less than reporting limit
µg/L = micrograms per liter
HMX = octahydro-1,3,5,7-tetranitro-1,3,5,7-tetrazocine
ID = identification number
J = estimated
LOQ = limit of quantifications
MNX = mono-nitroso-RDX
NA = not analyzed
NRL = no reporting limit
Qual = qualifier
RDX = hexahydro-1,3,5-trinitro-1,3,5-triazine
RL = reporting limit
U = nondetect

TABLE E.1.1-37
CORNHUSKER ARMY AMMUNITION PLANT
WELL G0069-EXPLOSIVES

FIELD ID			G0070					G0070					G0070					G0070					G0070					G0070					G0070				
METHOD	Maximum	Detection	SW846 M8330					SW846 M8330					SW846 M8330					SW846 M8330					SW846 M8330					SW846 M8330					SW846 M8330				
COLLECT DATE	Detection	Frequency	5/12/2022					5/20/2021					6/2/2020					6/9/2019					3/21/2018					3/29/2017					8/10/2016				
			Result	Qual	DL	LOD	LOQ	Result	Qual	DL	LOD	LOQ	Result	Qual	DL	LOD	LOQ	Result	Qual	DL	LOD	LOQ	Result	Qual	DL	LOD	LOQ	Result	Qual	DL	LOD	LOQ	Result	DL	LOD	LOQ	Qual
EXPLOSIVES (µg/L)																																					
1,3,5-Trinitrobenzene	-	0 / 29	<	U	0.087	0.21	0.22	<	U	0.08	0.19	0.2	<	U	0.093	0.22	0.23	<	U	0.19	0.39	0.97	<	U	0.033	0.11	0.16	<	U	0.032	0.1	0.15	<	0.22	0.44	1.1	UJ
1,3-Dinitrobenzene	-	0 / 29	<	U	0.038	0.1	0.11	<	U	0.035	0.095	0.1	<	U	0.041	0.11	0.12	<	U	0.086	0.19	0.39	<	U	0.053	0.11	0.16	<	U	0.052	0.1	0.15	<	0.097	0.22	0.44	U
2,4,6-Trinitrotoluene	-	0 / 29	<	U	0.047	0.1	0.11	<	U	0.043	0.095	0.1	<	U	0.05	0.11	0.12	<	U	0.16	0.39	0.39	<	U	0.053	0.11	0.16	<	U	0.052	0.1	0.15	<	0.079	0.22	0.44	U
2,4-Dinitrotoluene	-	0 / 29	<	U	0.028	0.083	0.1	<	U	0.026	0.076	0.095	<	U	0.03	0.088	0.11	<	U	0.082	0.19	0.39	<	U	0.053	0.11	0.14	<	U	0.052	0.1	0.13	<	0.092	0.22	0.44	U
2,6-Dinitrotoluene	-	0 / 29	<	U	0.042	0.083	0.1	<	U	0.038	0.076	0.095	<	U	0.044	0.088	0.11	<	U	0.063	0.19	0.19	<	U	0.053	0.11	0.14	<	U	0.052	0.1	0.13	<	0.071	0.22	0.22	U
2-Amino-4,6-dinitrotoluene	-	0 / 29	<	U	0.053	0.1	0.11	<	UJ	0.048	0.095	0.1	<	UJ	0.056	0.11	0.12	<	U	0.049	0.12	0.19	<	U	0.032	0.11	0.16	<	U	0.031	0.1	0.15	<	0.056	0.13	0.22	U
2-Nitrotoluene	-	0 / 25	<	U	0.089	0.21	0.22	<	UJ	0.081	0.19	0.2	<	U	0.094	0.22	0.23	<	UJ	0.083	0.19	0.39	<	U	0.094	0.21	0.53	<	U	0.091	0.21	0.52	<	0.094	0.22	0.44	U
3-Nitrotoluene	-	0 / 25	<	UJ	0.2	0.42	0.42	<	UJ	0.19	0.38	0.38	<	U	0.22	0.44	0.44	<	UJ	0.19	0.39	0.39	<	U	0.061	0.21	0.53	<	U	0.059	0.21	0.52	<	0.092	0.22	0.44	U
4-Amino-2,6-dinitrotoluene	-	0 / 25	<	U	0.06	0.12	0.16	<	U	0.055	0.11	0.14	<	UJ	0.064	0.13	0.17	<	U	0.056	0.12	0.19	<	U	0.053	0.11	0.16	<	U	0.052	0.1	0.15	<	0.063	0.13	0.22	U
4-Nitrotoluene	-	0 / 25	<	U	0.1	0.42	0.43	<	UJ	0.095	0.38	0.39	<	U	0.11	0.44	0.45	<	UJ	0.19	0.39	0.97	<	U	0.094	0.21	0.53	<	U	0.091	0.21	0.52	<	0.22	0.44	1.1	U
HMX	-	0 / 29	<	U	0.091	0.21	0.22	<	U	0.083	0.19	0.2	<	U	0.097	0.22	0.23	<	U	0.085	0.19	0.39	<	U	0.03	0.11	0.16	<	U	0.037	0.1	0.15	<	0.096	0.22	0.44	U
MNX	-	0 / 19	<	U	0.16	0.42	2.1	<	U	0.15	0.38	1.9	<	U	0.17	0.44	2.2	<	U	0.15	0.39	1.9	<	U	0.038	0.11	0.53	<	U	0.029	0.1	0.52	<	0.39	0.39	2.2	U
Nitrobenzene	-	0 / 29	<	U	0.095	0.21	0.22	<	U	0.086	0.19	0.2	<	U	0.1	0.22	0.23	<	U	0.089	0.19	0.39	<	U	0.053	0.11	0.16	<	U	0.052	0.1	0.15	<	0.1	0.22	0.44	U
RDX	-	0 / 29	<	U	0.053	0.21	0.22	<	U	0.049	0.19	0.2	<	U	0.057	0.22	0.23	<	U	0.15	0.39	0.39	<	U	0.038	0.11	0.16	<	U	0.037	0.1	0.15	<	0.057	0.13	0.22	U
Tetryl	-	0 / 27	<	U	0.033	0.1	0.11	<	U	0.03	0.095	0.1	<	U	0.035	0.11	0.12	<	U	0.077	0.19	0.23	<	U	0.053	0.11	0.16	<	U	0.052	0.1	0.15	<	0.087	0.22	0.26	U

Notes:
< = less than reporting limit
µg/L = micrograms per liter
HMX = octahydro-1,3,5,7-tetranitro-1,3,5,7-tetrazocine
ID = identification number
J = estimated
LOQ = limit of quantifications
MNX = mono-nitroso-RDX
NA = not analyzed
NRL = no reporting limit
Qual = qualifier
RDX = hexahydro-1,3,5-trinitro-1,3,5-triazine
RL = reporting limit
U = nondetect

TABLE E.1.1-37
CORNHUSKER ARMY AMMUNITION PLANT
WELL G0069-EXPLOSIVES

FIELD ID			G0070					G0070			G0070			G0070			G0070			G0070			G0070			G0070			G0070			G0070			G0070		
METHOD	Maximum	Detection	SW846 M8330					SW846 M8330			SW846 M8330			SW846 M8330			SW846 M8330			SW846 M8330			SW846 M8330			SW846 M8330			SW846 M8330			SW846 M8330			SW846 M8330		
COLLECT DATE	Detection	Frequency	8/13/2015					8/19/2014			3/14/2013			3/12/2012			3/15/2011			3/15/2010			3/17/2009			3/12/2008			3/12/2007			3/15/2006			3/15/2005		
			Result	DL	LOD	LOQ	Qual	Result	LOQ	Qual	Result	RL	Qual	Result	RL	Qual	Result	RL	Qual	Result	RL	Qual	Result	RL	Qual	Result	RL	Qual	Result	RL	Qual	Result	RL	Qual	Result	RL	Qual
EXPLOSIVES (µg/L)																																				
1,3,5-Trinitrobenzene	-	0 / 29	<	0.21	0.43	1.1	U	<	1.1	U	<	0.8	U	<	0.8	U	<	0.8	U	<	1	U	<	0.48	U	<	0.49	U	<	0.49	U	<	0.48	U	<	0.48	U
1,3-Dinitrobenzene	-	0 / 29	<	0.095	0.21	0.43	U	<	0.43	U	<	0.8	U	<	0.8	U	<	0.8	U	<	0.4	U	<	0.48	U	<	0.49	U	<	0.49	U	<	0.48	U	<	0.48	U
2,4,6-Trinitrotoluene	-	0 / 29	<	0.077	0.21	0.43	U	<	0.43	U	<	0.8	U	<	0.8	U	<	0.8	U	<	0.4	U	<	0.48	U	<	0.49	U	<	0.49	U	<	0.48	U	<	0.48	U
2,4-Dinitrotoluene	-	0 / 29	<	0.089	0.21	0.43	U	<	0.43	U	<	0.8	U	<	0.8	U	<	0.8	U	<	0.4	U	<	0.48	U	<	0.49	U	<	0.49	U	<	0.48	U	<	0.48	U
2,6-Dinitrotoluene	-	0 / 29	<	0.069	0.21	0.21	U	<	0.22	U	<	0.8	U	<	0.8	U	<	0.8	U	<	0.2	U	<	0.48	U	<	0.49	U	<	0.49	U	<	0.48	U	<	0.48	U
2-Amino-4,6-dinitrotoluene	-	0 / 29	<	0.054	0.13	0.21	U	<	0.22	U	<	0.8	U	<	0.8	U	<	0.8	U	<	0.2	U	<	0.48	U	<	0.49	U	<	0.49	U	<	0.48	U	<	0.48	U
2-Nitrotoluene	-	0 / 25	<	0.091	0.21	0.43	U	<	0.43	U	<	0.8	U	<	0.8	U	<	0.8	U	<	0.4	U	<	0.48	U	<	0.49	U	<	0.49	U	<	0.48	U	<	0.48	U
3-Nitrotoluene	-	0 / 25	<	0.089	0.21	0.43	U	<	0.43	U	<	0.8	U	<	0.8	U	<	0.8	U	<	0.4	U	<	0.48	U	<	0.49	U	<	0.49	U	<	0.48	U	<	0.48	U
4-Amino-2,6-dinitrotoluene	-	0 / 25	<	0.062	0.13	0.21	U	<	0.22	U	<	1.4	U	<	1.4	U	<	0.8	U	<	0.2	U	<	0.48	U	<	0.49	U	<	0.49	U	<	0.48	U	<	0.48	U
4-Nitrotoluene	-	0 / 25	<	0.21	0.43	1.1	U	<	1.1	U	<	0.8	U	<	0.8	U	<	0.8	U	<	1	U	<	0.48	U	<	0.49	U	<	0.49	U	<	0.48	U	<	0.48	U
HMX	-	0 / 29	<	0.093	0.21	0.43	U	<	0.43	U	<	0.8	U	<	0.8	U	<	0.8	U	<	0.4	U	<	0.48	U	<	0.49	U	<	0.49	U	<	0.48	U	<	0.48	U
MNX	-	0 / 19	<	0.38	0.38	2.1	U	<	2.2	U	<	0.8	U	<	0.8	U	<	0.8	U	<	2	U	<	0.48	U	<	0.49	U	<	0.49	U	<	0.48	U	<	0.48	U
Nitrobenzene	-	0 / 29	<	0.097	0.16	0.43	U	<	0.43	U	<	0.8	U	<	0.8	U	<	0.8	U	<	0.4	U	<	0.48	U	<	0.49	U	<	0.49	U	<	0.48	U	<	0.48	U
RDX	-	0 / 29	<	0.056	0.13	0.21	U	<	0.22	U	<	0.8	U	<	0.8	U	<	0.8	U	<	0.2	U	<	0.48	U	<	0.49	U	<	0.49	U	<	0.48	U	<	0.48	U
Tetryl	-	0 / 27	<	0.085	0.21	0.26	U	<	0.26	U	<	1.6	U	<	0.8	U	<	0.8	U	<	0.24	U	<	0.48	U	<	0.49	U	<	0.49	U	<	0.48	U	<	0.48	U

Notes:
< = less than reporting limit
µg/L = micrograms per liter
HMX = octahydro-1,3,5,7-tetranitro-1,3,5,7-tetrazocine
ID = identification number
J = estimated
LOQ = limit of quantifications
MNX = mono-nitroso-RDX
NA = not analyzed
NRL = no reporting limit
Qual = qualifier
RDX = hexahydro-1,3,5-trinitro-1,3,5-triazine
RL = reporting limit
U = nondetect

TABLE E.1.1-37
CORNHUSKER ARMY AMMUNITION PLANT
WELL G0069-EXPLOSIVES

FIELD ID			G0070			G0070			G0070			G0070			G0070			G0070			G0070			G0070			G0070			G0070			G0070		
METHOD	Maximum	Detection	SW846 M8330			SW846 M8330			SW846 M8330			SW846 M8330			SW846 M8330			SW846 M8330			UW51			UW33			UW33			UW32			UW32		
COLLECT DATE	Detection	Frequency	3/17/2004			3/18/2003			3/20/2002			3/22/2001			3/23/2000			4/1/1999			6/29/1998			7/15/1994			6/22/1994			10/13/1992			9/7/1992		
			Result	RL	Qual	Result	RL	Qual	Result	RL	Qual	Result	RL	Qual	Result	RL	Qual	Result	RL	Qual	Result	RL	Qual	Result	RL	Qual	Result	RL	Qual	Result	RL	Qual	Result	RL	Qual
EXPLOSIVES (µg/L)																																		
1,3,5-Trinitrobenzene	-	0 / 29	<	0.16	U	<	0.16	U	<	0.30	U	<	0.8	U	<	0.8	U	<	0.8	U	<	1.00	U	<	0.425	U	<	0.425	U	<	0.449	U	<	0.449	U
1,3-Dinitrobenzene	-	0 / 29	<	0.16	U	<	0.16	U	<	0.20	U	<	0.8	U	<	0.8	U	<	0.8	U	<	0.500	U	<	0.549	U	<	0.549	U	<	0.611	U	<	0.611	U
2,4,6-Trinitrotoluene	-	0 / 29	<	0.16	U	<	0.16	U	<	0.25	U	<	0.8	U	<	1.5	U	<	0.8	U	<	1.00	U	<	0.451	U	<	0.451	U	<	0.635	U	<	0.635	U
2,4-Dinitrotoluene	-	0 / 29	<	0.31	U	<	0.31	U	<	0.20	U	<	0.8	U	<	1.1	U	<	0.8	U	<	0.500	U	<	0.26	U	<	0.26	U	<	0.064	U	<	0.064	U
2,6-Dinitrotoluene	-	0 / 29	<	0.31	U	<	0.31	U	<	0.79	U	<	0.8	U	<	1.1	U	<	0.8	U	<	0.500	U	<	0.26	U	<	0.26	U	<	0.074	U	<	0.074	U
2-Amino-4,6-dinitrotoluene	-	0 / 29	<	0.31	U	<	0.31	U	<	0.32	U	<	0.8	U	<	1	U	<	0.8	U	<	0.500	U	<	0.244	U	<	0.244	U	<	0.158	U	<	0.158	U
2-Nitrotoluene	-	0 / 25	<	0.31	U	<	0.31	U	<	0.62	U	<	0.8	U	<	1.1	U	<	0.8	U	<	1.00	U		NA			NA			NA			NA	
3-Nitrotoluene	-	0 / 25	<	0.31	U	<	0.31	U	<	0.39	U	<	0.8	U	<	1.1	U	<	0.8	U	<	1.00	U		NA			NA			NA			NA	
4-Amino-2,6-dinitrotoluene	-	0 / 25	<	0.31	U	<	0.31	U	<	0.53	U	<	0.8	U	<	1	U	<	0.8	U	<	1.00	U		NA			NA			NA			NA	
4-Nitrotoluene	-	0 / 25	<	0.5	U	<	0.5	U	<	1.3	U	<	0.8	U	<	1.1	U	<	0.8	U	<	1.00	U		NA			NA			NA			NA	
HMX	-	0 / 29	<	0.39	U	<	0.39	U	<	0.86	U	<	1.0	U	<	0.8	U	<	0.8	U	<	0.500	U	<	0.563	U	<	0.563	U	<	1.21	U	<	1.21	U
MNX	-	0 / 19	<	0.16	U		NA			NA			NA			NA			NA			NA			NA			NA			NA			NA	
Nitrobenzene	-	0 / 29	<	0.16	U	<	0.16	U	<	0.35	U	<	0.8	U	<	0.8	U	<	0.8	U	<	0.500	U	<	0.817	U	<	0.817	U	<	0.645	U	<	0.645	U
RDX	-	0 / 29	<	0.16	U	<	0.16	U	<	0.51	U	<	0.8	U	<	0.8	U	<	0.8	U	<	1.00	U	<	0.412	U	<	0.412	U	<	1.17	U	<	1.17	U
Tetryl	-	0 / 27	<	0.31	U	<	0.31	U	<	0.84	U	<	0.8	U	<	1.3	U	<	0.8	U	<	0.500	U	<	1.18	U	<	1.18	U		NA			NA	

Notes:
< = less than reporting limit
µg/L = micrograms per liter
HMX = octahydro-1,3,5,7-tetranitro-1,3,5,7-tetrazocine
ID = identification number
J = estimated
LOQ = limit of quantifications
MNX = mono-nitroso-RDX
NA = not analyzed
NRL = no reporting limit
Qual = qualifier
RDX = hexahydro-1,3,5-trinitro-1,3,5-triazine
RL = reporting limit
U = nondetect

TABLE E.1.1-38
CORNHUSKER ARMY AMMUNITION PLANT
WELL G0075-EXPLOSIVES

FIELD ID			G0075					G0075					G0075					G0075					G0075					G0075					G0075				
METHOD	Maximum	Detection	SW846 M8330					SW846 M8330					SW846 M8330					SW846 M8330					SW846 M8330					SW846 M8330					SW846 M8330				
COLLECT DATE	Detection	Frequency	5/12/2022					5/20/2021					6/1/2020					6/9/2019					3/21/2018					4/1/2017					8/10/2016				
			Result	Qual	DL	LOD	LOQ	Result	Qual	DL	LOD	LOQ	Result	Qual	DL	LOD	LOQ	Result	Qual	DL	LOD	LOQ	Result	Qual	DL	LOD	LOQ	Result	Qual	DL	LOD	LOQ	Result	DL	LOD	LOQ	Qual
EXPLOSIVES (µg/L)																																				
1,3,5-Trinitrobenzene	5.8	8 / 25	<	U	0.085	0.2	0.21	<	U	0.08	0.19	0.2	<	U	0.089	0.21	0.22	<	U	0.2	0.4	0.99	<	U	0.032	0.1	0.15	<	U	0.032	0.1	0.16	<	0.22	0.44	1.1	U
1,3-Dinitrobenzene	-	0 / 25	<	U	0.037	0.1	0.11	<	U	0.035	0.096	0.11	<	U	0.039	0.11	0.12	<	U	0.088	0.2	0.4	<	U	0.051	0.1	0.15	<	U	0.052	0.1	0.16	<	0.097	0.22	0.44	U
2,4,6-Trinitrotoluene	12	10 / 25	<	U	0.045	0.1	0.11	<	U	0.043	0.096	0.11	<	U	0.048	0.11	0.12	<	U	0.16	0.4	0.4	<	U	0.051	0.1	0.15	<	U	0.052	0.1	0.16	<	0.079	0.22	0.44	U
2,4-Dinitrotoluene	-	0 / 25	<	U	0.028	0.081	0.1	<	U	0.026	0.077	0.096	<	U	0.029	0.085	0.11	<	U	0.083	0.2	0.4	<	U	0.051	0.1	0.13	<	U	0.052	0.1	0.14	<	0.092	0.22	0.44	U
2,6-Dinitrotoluene	-	0 / 25	<	U	0.04	0.081	0.1	<	U	0.038	0.077	0.096	<	U	0.042	0.085	0.11	<	U	0.064	0.2	0.2	<	U	0.051	0.1	0.13	<	U	0.052	0.1	0.14	<	0.07	0.22	0.22	U
2-Amino-4,6-dinitrotoluene	5.3	15 / 25	0.83		0.051	0.1	0.11	0.75		0.049	0.096	0.11	<	U	0.054	0.11	0.12	<	U	0.05	0.12	0.2	0.45		0.031	0.1	0.15	<	U	0.031	0.1	0.16	0.077	0.055	0.13	0.22	J
2-Nitrotoluene	0.63 J	1 / 25	<	U	0.086	0.2	0.21	<	U	0.082	0.19	0.2	<	U	0.09	0.21	0.22	<	UJ	0.085	0.2	0.4	<	U	0.09	0.2	0.51	<	U	0.092	0.21	0.52	<	0.093	0.22	0.44	U
3-Nitrotoluene	-	0 / 25	<	U	0.2	0.4	0.4	<	U	0.19	0.38	0.38	<	U	0.21	0.42	0.42	<	UJ	0.19	0.4	0.4	<	U	0.058	0.2	0.51	<	U	0.059	0.21	0.52	<	0.091	0.22	0.44	U
4-Amino-2,6-dinitrotoluene	4.2	16 / 25	0.88		0.058	0.12	0.15	0.67		0.055	0.11	0.14	<	U	0.061	0.13	0.16	<	U	0.057	0.12	0.2	0.37		0.051	0.1	0.15	0.49		0.052	0.1	0.16	0.16	0.063	0.13	0.22	J
4-Nitrotoluene	-	0 / 25	<	U	0.1	0.4	0.41	<	U	0.096	0.38	0.39	<	U	0.11	0.42	0.43	<	UJ	0.2	0.4	0.99	<	U	0.09	0.2	0.51	<	U	0.092	0.21	0.52	<	0.22	0.44	1.1	U
HMX	4.6	16 / 25	0.14	J	0.088	0.2	0.21	2	J	0.084	0.19	0.2	<	U	0.16	0.42	2.1	<	U	0.15	0.4	2	<	U	0.037	0.1	0.51	0.47		0.029	0.1	0.52	<	0.39	0.39	2.2	U
MNX	1.6	7 / 19	<	U	0.16	0.4	2	<	U	0.15	0.38	1.9	<	U	0.093	0.21	0.22	<	U	0.087	0.2	0.4	0.37		0.029	0.1	0.15	<	U	0.037	0.1	0.16	0.53	0.096	0.22	0.44	J
Nitrobenzene	-	0 / 25	<	U	0.092	0.2	0.21	<	U	0.087	0.19	0.2	<	U	0.096	0.21	0.22	<	U	0.09	0.2	0.4	<	U	0.051	0.1	0.15	<	U	0.052	0.1	0.16	<	0.099	0.22	0.44	U
RDX	14	21 / 25	0.16	J	0.052	0.2	0.21	<	U	0.049	0.19	0.2	<	U	0.054	0.21	0.22	<	U	0.16	0.4	0.4	0.25		0.037	0.1	0.15	0.16		0.037	0.1	0.16	0.2	0.057	0.13	0.22	J
Tetryl	-	0 / 25	<	U	0.032	0.1	0.11	<	U	0.03	0.096	0.11	<	U	0.034	0.11	0.12	<	U	0.079	0.2	0.24	<	U	0.051	0.1	0.15	<	U	0.052	0.1	0.16	<	0.087	0.22	0.26	U

Notes:
< = less than reporting limit
µg/L = micrograms per liter
HMX = octahydro-1,3,5,7-tetranitro-1,3,5,7-tetrazocine
ID = identification number
J = estimated
LOQ = limit of quantifications
MNX = mono-nitroso-RDX
NA = not analyzed
NRL = no reporting limit
Qual = qualifier
RDX = hexahydro-1,3,5-trinitro-1,3,5-triazine
RL = reporting limit
U = nondetect

TABLE E.1.1-38
CORNHUSKER ARMY AMMUNITION PLANT
WELL G0075-EXPLOSIVES

FIELD ID			G0075					G0075			G0075			G0075			G0075			G0075			G0075			G0075			G0075			G0075			G0075		
METHOD	Maximum	Detection	SW846 M8330					SW846 M8330			SW846 M8330			SW846 M8330			SW846 M8330			SW846 M8330			SW846 M8330			SW846 M8330			SW846 M8330			SW846 M8330			SW846 M8330		
COLLECT DATE	Detection	Frequency	8/13/2015					8/19/2014			3/14/2013			3/12/2012			3/15/2011			3/15/2010			3/16/2009			3/12/2008			3/12/2007			3/15/2006			3/15/2005		
			Result	DL	LOD	LOQ	Qual	Result	LOQ	Qual	Result	RL	Qual	Result	RL	Qual	Result	RL	Qual	Result	RL	Qual	Result	RL	Qual	Result	RL	Qual	Result	RL	Qual	Result	RL	Qual	Result	RL	Qual
EXPLOSIVES (µg/L)																																				
1,3,5-Trinitrobenzene	5.8	8 / 25	<	0.21	0.43	1.1	U	<	1.0	U	<	0.8	U	<	0.8	U	<	0.8	U	<	1	U	<	0.48	UJ	<	0.49	U	0.84	0.48		<	0.48	U	0.79	0.48	
1,3-Dinitrobenzene	-	0 / 25	<	0.095	0.21	0.43	U	<	0.4	U	<	0.8	U	<	0.8	U	<	0.8	U	<	0.4	U	<	0.48	UJ	<	0.49	U	<	0.48	U	<	0.48	U	<	0.48	U
2,4,6-Trinitrotoluene	12	10 / 25	<	0.078	0.21	0.43	U	<	0.4	U	<	0.8	U	<	0.8	U	<	0.8	U	<	0.4	U	<	0.48	UJ	<	0.49	U	1.3	0.48		1.4	0.48		1.4	0.48	
2,4-Dinitrotoluene	-	0 / 25	<	0.90	0.21	0.43	U	<	0.4	U	<	0.8	U	<	0.8	U	<	0.8	U	<	0.4	U	<	0.48	UJ	<	0.49	U	<	0.48	U	<	0.48	U	<	0.48	U
2,6-Dinitrotoluene	-	0 / 25	<	0.069	0.21	0.21	U	<	0.2	U	<	0.8	U	<	0.8	U	<	0.8	U	<	0.2	U	<	0.48	UJ	<	0.49	U	<	0.48	U	<	0.48	U	<	0.48	U
2-Amino-4,6-dinitrotoluene	5.3	15 / 25	<	0.054	0.13	0.21	U	<	0.2	U	<	0.8	U	<	0.8	U	<	0.8	U	0.18	0.2	J	<	0.48	UJ	<	0.49	U	3.2	0.48		2	0.48		1.8	0.48	P
2-Nitrotoluene	0.63 J	1 / 25	<	0.092	0.21	0.43	U	<	0.4	U	<	0.8	U	<	0.8	U	<	0.8	U	<	0.4	U	<	0.48	UJ	<	0.49	U	<	0.48	U	<	0.48	U	<	0.48	U
3-Nitrotoluene	-	0 / 25	<	0.090	0.21	0.43	U	<	0.4	U	<	0.8	U	<	0.8	U	<	0.8	U	<	0.4	U	<	0.48	UJ	<	0.49	U	<	0.48	U	<	0.48	U	<	0.48	U
4-Amino-2,6-dinitrotoluene	4.2	16 / 25	<	0.062	0.13	0.21	U	<	0.2	U	<	1.4	U	<	1.4	U	<	0.8	U	0.32	0.2		<	0.48	UJ	<	0.49	U	3.9	0.48		3.6	0.48		2.4	0.48	
4-Nitrotoluene	-	0 / 25	<	0.21	0.43	1.1	U	<	1.0	U	<	0.8	U	<	0.8	U	<	0.8	U	<	1	U	<	0.48	UJ	<	0.49	U	<	0.48	U	<	0.48	U	<	0.48	U
HMX	4.6	16 / 25	<	0.39	0.39	2.1	U	<	2.0	U	1.3	0.8	U	<	0.8	U	0.3	0.8	J	<	2	U	<	0.48	UJ	1.1	0.49	J	2.5	0.48		2.1	0.48		2.9	0.48	
MNX	1.6	7 / 19	<	0.094	0.21	0.43	U	0.90	0.4		<	0.8	J	1.2	0.8	J	1.6	0.8		1.5	0.4		<	0.48	UJ	<	0.49	U	<	0.48	U	<	0.48	U	<	0.48	U
Nitrobenzene	-	0 / 25	<	0.098	0.21	0.43	U	<	0.4	U	<	0.8	U	<	0.8	U	<	0.8	U	<	0.4	U	<	0.48	UJ	<	0.49	U	<	0.48	U	<	0.48	U	<	0.48	U
RDX	14	21 / 25	0.32	0.056	0.13	0.21		0.84	0.2		0.7	0.8	J	0.57	0.8	J	2.3	0.8		1.8	0.2		<	0.48	UJ	3.1	0.49		11	0.48		7.9	0.48		9	0.48	
Tetryl	-	0 / 25	<	0.085	0.21	0.26	U	<	0.2	U	<	1.6	U	<	0.8	U	<	0.8	U	<	0.24	U	<	0.48	UJ	<	0.49	U	<	0.48	U	<	0.48	U	<	0.48	U

Notes:
< = less than reporting limit
µg/L = micrograms per liter
HMX = octahydro-1,3,5,7-tetranitro-1,3,5,7-tetrazocine
ID = identification number
J = estimated
LOQ = limit of quantifications
MNX = mono-nitroso-RDX
NA = not analyzed
NRL = no reporting limit
Qual = qualifier
RDX = hexahydro-1,3,5-trinitro-1,3,5-triazine
RL = reporting limit
U = nondetect

TABLE E.1.1-38
CORNHUSKER ARMY AMMUNITION PLANT
WELL G0075-EXPLOSIVES

FIELD ID			G0075			G0075			G0075			G0075			G0075			G0075			G0075		
METHOD	Maximum	Detection	SW846 M8330			SW846 M8330			SW846 M8330			SW846 M8330			SW846 M8330			SW846 M8330			UW51		
COLLECT DATE	Detection	Frequency	3/17/2004			3/18/2003			3/21/2002			3/22/2001			3/23/2000			4/1/1999			6/29/1998		
			Result	RL	Qual	Result	RL	Qual	Result	RL	Qual	Result	RL	Qual	Result	RL	Qual	Result	RL	Qual	Result	RL	Qual
EXPLOSIVES (µg/L)																							
1,3,5-Trinitrobenzene	5.8	8 / 25	1.3	0.24		<	0.16	U	4.0	0.35		5.8	0.8		4.3	0.8		3.6	0.8		3.68	1.00	
1,3-Dinitrobenzene	-	0 / 25	<	0.24	U	<	0.16	U	<	0.23	U	<	0.8	U	<	0.8	U	<	0.8	U	<	0.500	U
2,4,6-Trinitrotoluene	12	10 / 25	1.4	0.24		1.2	0.16		2.0	0.20	J	8.5	0.8		12	1.5		11	0.8		6.33	1.00	
2,4-Dinitrotoluene	-	0 / 25	<	0.46	U	<	0.31	U	<	0.23	U	<	0.8	U	<	1.1	U	<	0.8	U	<	0.500	U
2,6-Dinitrotoluene	-	0 / 25	<	0.46	U	<	0.31	U	<	0.91	U	<	0.8	U	<	1.1	U	<	0.8	U	<	0.500	U
2-Amino-4,6-dinitrotoluene	5.3	15 / 25	2.6	0.46		2.3	0.31		1.7	0.37		2.9	0.8		5.3	1		4.7	0.8		2.36	0.500	
2-Nitrotoluene	0.63 J	1 / 25	<	0.46	U	<	0.31	U	<	0.72	U	0.63	0.8	J	<	1.1	U	<	0.8	U	<	1.00	U
3-Nitrotoluene	-	0 / 25	<	0.46	U	<	0.31	U	<	0.45	U	<	0.8	U	<	1.1	U	<	0.8	U	<	1.00	U
4-Amino-2,6-dinitrotoluene	4.2	16 / 25	2.5	0.46		2.3	0.31		2.2	0.62		2.2	0.8		4.2	1		3.4	0.8		2.58	1.00	
4-Nitrotoluene	-	0 / 25	<	0.75	U	<	0.5	U	<	1.5	U	<	0.8	U	<	1.1	U	<	0.8	U	<	1.00	U
HMX	4.6	16 / 25	3.2	0.58		3.3	0.39		2.8	1.0		2.1	1.0		4.6	0.8		3.5	0.8		2.34	0.500	
MNX	1.6	7 / 19	0.21	0.24	J		NA			NA			NA			NA			NA			NA	
Nitrobenzene	-	0 / 25	<	0.24	U	<	0.16	U	<	0.41	U	<	0.8	U	<	0.8	U	<	0.8	U	<	0.500	U
RDX	14	21 / 25	9.2	0.24		8.3	0.8		10	0.59		11	0.8		14	0.8		14	0.8		8.06	1.00	
Tetryl	-	0 / 25	<	0.46	U	<	0.31	U	<	0.97	U	<	0.8	U	<	1.3	U	<	0.8	U	<	0.500	U

Notes:
< = less than reporting limit
µg/L = micrograms per liter
HMX = octahydro-1,3,5,7-tetranitro-1,3,5,7-tetrazocine
ID = identification number
J = estimated
LOQ = limit of quantifications
MNX = mono-nitroso-RDX
NA = not analyzed
NRL = no reporting limit
Qual = qualifier
RDX = hexahydro-1,3,5-trinitro-1,3,5-triazine
RL = reporting limit
U = nondetect

TABLE E.1.1-39
CORNHUSKER ARMY AMMUNITION PLANT
WELL G0076-EXPLOSIVES

FIELD ID			G0076					G0076					G0076					G0076					G0076					G0076					G0076				
METHOD	Maximum	Detection	SW846 M8330					SW846 M8330					SW846 M8330					SW846 M8330					SW846 M8330					SW846 M8330					SW846 M8330				
COLLECT DATE	Detection	Frequency	5/12/2022					5/20/2021					6/1/2020					6/9/2019					3/21/2018					3/29/2017					8/10/2016				
			Result	Qual	DL	LOD	LOQ	Result	Qual	DL	LOD	LOQ	Result	Qual	DL	LOD	LOQ	Result	Qual	DL	LOD	LOQ	Result	Qual	DL	LOD	LOQ	Result	Qual	DL	LOD	LOQ	Result	DL	LOD	LOQ	Qual
EXPLOSIVES (µg/L)																																				
1,3,5-Trinitrobenzene	-	0 / 25	<	U	0.086	0.2	0.21	<	U	0.082	0.19	0.2	<	U	0.092	0.22	0.23	<	U	0.2	0.39	0.98	<	U	0.033	0.11	0.16	<	U	0.035	0.11	0.17	<	0.22	0.43	1.1	U
1,3-Dinitrobenzene	-	0 / 25	<	U	0.038	0.1	0.11	<	U	0.036	0.097	0.11	<	U	0.04	0.11	0.12	<	U	0.087	0.2	0.39	<	U	0.053	0.11	0.16	<	U	0.056	0.11	0.17	<	0.096	0.22	0.43	U
2,4,6-Trinitrotoluene	-	0 / 25	<	U	0.046	0.1	0.11	<	U	0.044	0.097	0.11	<	U	0.049	0.11	0.12	<	U	0.16	0.39	0.39	<	U	0.053	0.11	0.16	<	U	0.056	0.11	0.17	<	0.079	0.22	0.43	U
2,4-Dinitrotoluene	-	0 / 25	<	U	0.028	0.082	0.1	<	U	0.027	0.078	0.097	<	U	0.03	0.087	0.11	<	U	0.082	0.2	0.39	<	U	0.053	0.11	0.14	<	U	0.056	0.11	0.15	<	0.091	0.22	0.43	U
2,6-Dinitrotoluene	-	0 / 25	<	U	0.041	0.082	0.1	<	U	0.039	0.078	0.097	<	U	0.044	0.087	0.11	<	U	0.063	0.2	0.2	<	U	0.053	0.11	0.14	<	U	0.056	0.11	0.15	<	0.070	0.22	0.22	U
2-Amino-4,6-dinitrotoluene	-	0 / 25	<	U	0.052	0.1	0.11	<	U	0.049	0.097	0.11	<	U	0.055	0.11	0.12	<	U	0.05	0.12	0.2	<	U	0.032	0.11	0.16	<	U	0.034	0.11	0.17	<	0.055	0.13	0.22	U
2-Nitrotoluene	-	0 / 25	<	U	0.087	0.2	0.21	<	U	0.083	0.19	0.2	<	U	0.093	0.22	0.23	<	UJ	0.084	0.2	0.39	<	U	0.093	0.21	0.53	<	U	0.099	0.23	0.56	<	0.093	0.22	0.43	U
3-Nitrotoluene	-	0 / 25	<	U	0.2	0.41	0.41	<	U	0.19	0.39	0.39	<	U	0.21	0.44	0.44	<	UJ	0.19	0.39	0.39	<	U	0.06	0.21	0.53	<	U	0.064	0.23	0.56	<	0.091	0.22	0.43	U
4-Amino-2,6-dinitrotoluene	-	0 / 25	<	U	0.059	0.12	0.15	<	U	0.056	0.12	0.15	<	U	0.063	0.13	0.16	<	U	0.056	0.12	0.2	<	U	0.053	0.11	0.16	<	U	0.056	0.11	0.17	<	0.063	0.13	0.22	U
4-Nitrotoluene	-	0 / 25	<	U	0.1	0.41	0.42	<	U	0.097	0.39	0.4	<	U	0.11	0.44	0.45	<	UJ	0.2	0.39	0.98	<	U	0.093	0.21	0.53	<	U	0.099	0.23	0.56	<	0.22	0.43	1.1	U
HMX	-	0 / 25	<	U	0.089	0.2	0.21	<	U	0.085	0.19	0.2	<	U	0.096	0.22	0.23	<	U	0.086	0.2	0.39	<	U	0.03	0.11	0.16	<	U	0.041	0.11	0.17	<	0.095	0.22	0.43	U
MNX	-	0 / 19	<	U	0.16	0.41	2	<	U	0.15	0.39	1.9	<	U	0.17	0.44	2.2	<	U	0.15	0.39	2	<	U	0.038	0.11	0.53	<	U	0.032	0.11	0.56	<	0.39	0.39	2.2	U
Nitrobenzene	-	0 / 25	<	U	0.093	0.2	0.21	<	U	0.089	0.19	0.2	<	U	0.099	0.22	0.23	<	U	0.089	0.2	0.39	<	U	0.053	0.11	0.16	<	U	0.056	0.11	0.17	<	0.099	0.22	0.43	U
RDX	0.2 J	1 / 25	<	U	0.053	0.2	0.21	<	U	0.05	0.19	0.2	0.2	J	0.056	0.22	0.23	<	U	0.15	0.39	0.39	<	U	0.038	0.11	0.16	<	U	0.041	0.11	0.17	<	0.057	0.13	0.22	U
Tetryl	-	0 / 25	<	U	0.032	0.1	0.11	<	U	0.031	0.097	0.11	<	U	0.035	0.11	0.12	<	U	0.077	0.2	0.23	<	U	0.053	0.11	0.16	<	U	0.056	0.11	0.17	<	0.086	0.22	0.26	U

Notes:
< = less than reporting limit
µg/L = micrograms per liter
HMX = octahydro-1,3,5,7-tetranitro-1,3,5,7-tetrazocine
ID = identification number
J = estimated
LOQ = limit of quantifications
MNX = mono-nitroso-RDX
NA = not analyzed
NRL = no reporting limit
Qual = qualifier
RDX = hexahydro-1,3,5-trinitro-1,3,5-triazine
RL = reporting limit
U = nondetect

TABLE E.1.1-39
CORNHUSKER ARMY AMMUNITION PLANT
WELL G0076-EXPLOSIVES

FIELD ID			G0076					G0076			G0076			G0076			G0076			G0076			G0076			G0076			G0076			G0076			G0076		
METHOD	Maximum	Detection	SW846 M8330					SW846 M8330			SW846 M8330			SW846 M8330			SW846 M8330			SW846 M8330			SW846 M8330			SW846 M8330			SW846 M8330			SW846 M8330			SW846 M8330		
COLLECT DATE	Detection	Frequency	8/13/2015					8/19/2014			3/14/2013			3/12/2012			3/15/2011			3/15/2010			3/16/2009			3/12/2008			3/12/2007			3/15/2006			3/15/2005		
			Result	DL	LOD	LOQ	Qual	Result	LOQ	Qual	Result	RL	Qual	Result	RL	Qual	Result	RL	Qual	Result	RL	Qual	Result	RL	Qual	Result	RL	Qual	Result	RL	Qual	Result	RL	Qual	Result	RL	Qual
EXPLOSIVES (µg/L)																																				
1,3,5-Trinitrobenzene	-	0 / 25	<	0.22	0.43	1.1	U	<	0.98	U	<	0.8	U	<	0.8	U	<	0.8	U	<	1	U	<	0.48	U	<	0.48	U	<	0.48	U	<	0.48	U	<	0.48	U
1,3-Dinitrobenzene	-	0 / 25	<	0.096	0.22	0.43	U	<	0.39	U	<	0.8	U	<	0.8	U	<	0.8	U	<	0.4	U	<	0.48	U	<	0.48	U	<	0.48	U	<	0.48	U	<	0.48	U
2,4,6-Trinitrotoluene	-	0 / 25	<	0.078	0.22	0.43	U	<	0.39	U	<	0.8	U	<	0.8	U	<	0.8	U	<	0.4	U	<	0.48	U	<	0.48	U	<	0.48	U	<	0.48	U	<	0.48	U
2,4-Dinitrotoluene	-	0 / 25	<	0.090	0.22	0.43	U	<	0.39	U	<	0.8	U	<	0.8	U	<	0.8	U	<	0.4	U	<	0.48	U	<	0.48	U	<	0.48	U	<	0.48	U	<	0.48	U
2,6-Dinitrotoluene	-	0 / 25	<	0.070	0.22	0.22	U	<	0.2	U	<	0.8	U	<	0.8	U	<	0.8	U	<	0.2	U	<	0.48	U	<	0.48	U	<	0.48	U	<	0.48	U	<	0.48	U
2-Amino-4,6-dinitrotoluene	-	0 / 25	<	0.055	0.13	0.22	U	<	0.2	U	<	0.8	U	<	0.8	U	<	0.8	U	<	0.2	U	<	0.48	U	<	0.48	U	<	0.48	U	<	0.48	U	<	0.48	U
2-Nitrotoluene	-	0 / 25	<	0.092	0.22	0.43	U	<	0.39	U	<	0.8	U	<	0.8	U	<	0.8	U	<	0.4	U	<	0.48	U	<	0.48	U	<	0.48	U	<	0.48	U	<	0.48	U
3-Nitrotoluene	-	0 / 25	<	0.090	0.22	0.43	U	<	0.39	U	<	0.8	U	<	0.8	U	<	0.8	U	<	0.4	U	<	0.48	U	<	0.48	U	<	0.48	U	<	0.48	U	<	0.48	U
4-Amino-2,6-dinitrotoluene	-	0 / 25	<	0.062	0.13	0.22	U	<	0.2	U	<	1.4	U	<	1.4	U	<	0.8	U	<	0.2	U	<	0.48	U	<	0.48	U	<	0.48	U	<	0.48	U	<	0.48	U
4-Nitrotoluene	-	0 / 25	<	0.22	0.43	1.1	U	<	0.98	U	<	0.8	U	<	0.8	U	<	0.8	U	<	1	U	<	0.48	U	<	0.48	U	<	0.48	U	<	0.48	U	<	0.48	U
HMX	-	0 / 25	<	0.095	0.22	0.43	U	<	0.39	U	<	0.8	U	<	0.8	U	<	0.8	U	<	0.4	U	<	0.48	U	<	0.48	U	<	0.48	U	<	0.48	U	<	0.48	U
MNX	-	0 / 19	<	0.39	0.39	2.2	U	<	2	U	<	0.8	U	<	0.8	U	<	0.8	U	<	2	U	<	0.48	U	<	0.48	U	<	0.48	U	<	0.48	U	<	0.48	U
Nitrobenzene	-	0 / 25	<	0.098	0.22	0.43	U	<	0.39	U	<	0.8	U	<	0.8	U	<	0.8	U	<	0.4	U	<	0.48	U	<	0.48	U	<	0.48	U	<	0.48	U	<	0.48	U
RDX	0.2 J	1 / 25	<	0.06	0.13	0.22	U	<	0.2	U	<	0.8	U	<	0.8	U	<	0.8	U	<	0.2	U	<	0.48	U	<	0.48	U	<	0.48	U	<	0.48	U	<	0.48	U
Tetryl	-	0 / 25	<	0.09	0.22	0.26	U	<	0.23	U	<	1.6	U	<	0.8	U	<	0.8	U	<	0.24	U	<	0.48	U	<	0.48	U	<	0.48	U	<	0.48	U	<	0.48	U

Notes:
< = less than reporting limit
µg/L = micrograms per liter
HMX = octahydro-1,3,5,7-tetranitro-1,3,5,7-tetrazocine
ID = identification number
J = estimated
LOQ = limit of quantifications
MNX = mono-nitroso-RDX
NA = not analyzed
NRL = no reporting limit
Qual = qualifier
RDX = hexahydro-1,3,5-trinitro-1,3,5-triazine
RL = reporting limit
U = nondetect

TABLE E.1.1-39
CORNHUSKER ARMY AMMUNITION PLANT
WELL G0076-EXPLOSIVES

FIELD ID			G0076			G0076			G0076			G0076			G0076			G0076			G0076			G0076		
METHOD	Maximum	Detection	SW846 M8330			SW846 M8330			SW846 M8330			SW846 M8330			SW846 M8330			SW846 M8330			UW51					
COLLECT DATE	Detection	Frequency	3/17/2004			3/18/2003			3/20/2002			3/22/2001			3/23/2000			4/1/1999			6/29/1998					
			Result	RL	Qual	Result	RL	Qual	Result	RL	Qual	Result	RL	Qual	Result	RL	Qual	Result	RL	Qual	Result	RL	Qual			
EXPLOSIVES (µg/L)																										
1,3,5-Trinitrobenzene	-	0 / 25	<	0.25	U	<	0.21	U	<	0.54	U	<	0.8	U	<	0.8	U	<	0.8	U	<	1.00	U			
1,3-Dinitrobenzene	-	0 / 25	<	0.25	U	<	0.21	U	<	0.36	U	<	0.8	U	<	0.8	U	<	0.8	U	<	0.500	U			
2,4,6-Trinitrotoluene	-	0 / 25	<	0.25	U	<	0.21	U	<	0.45	U	<	0.8	U	<	1.5	U	<	0.8	U	<	1.00	U			
2,4-Dinitrotoluene	-	0 / 25	<	0.49	U	<	0.41	U	<	0.36	U	<	0.8	U	<	1.1	U	<	0.8	U	<	0.500	U			
2,6-Dinitrotoluene	-	0 / 25	<	0.49	U	<	0.41	U	<	1.4	U	<	0.8	U	<	1.1	U	<	0.8	U	<	0.500	U			
2-Amino-4,6-dinitrotoluene	-	0 / 25	<	0.49	U	<	0.41	U	<	0.57	U	<	0.8	U	<	1	U	<	0.8	U	<	0.500	U			
2-Nitrotoluene	-	0 / 25	<	0.49	U	<	0.41	U	<	1.1	U	<	0.8	U	<	1.1	U	<	0.8	U	<	1.00	U			
3-Nitrotoluene	-	0 / 25	<	0.49	U	<	0.41	U	<	0.70	U	<	0.8	U	<	1.1	U	<	0.8	U	<	1.00	U			
4-Amino-2,6-dinitrotoluene	-	0 / 25	<	0.49	U	<	0.41	U	<	0.95	U	<	0.8	U	<	1	U	<	0.8	U	<	1.00	U			
4-Nitrotoluene	-	0 / 25	<	0.78	U	<	0.67	U	<	2.3	U	<	0.8	U	<	1.1	U	<	0.8	U	<	1.00	U			
HMX	-	0 / 25	<	0.61	U	<	0.52	U	<	1.5	U	<	1.0	U	<	0.8	U	<	0.8	U	<	0.500	U			
MNX	-	0 / 19	<	0.25	U		NA			NA			NA			NA			NA			NA					
Nitrobenzene	-	0 / 25	<	0.25	U	<	0.21	U	<	0.63	U	<	0.8	U	<	0.8	U	<	0.8	U	<	0.500	U			
RDX	0.2 J	1 / 25	<	0.25	U	<	0.21	U	<	0.91	U	<	0.8	U	<	0.8	U	<	0.8	U	<	1.00	U			
Tetryl	-	0 / 25	<	0.49	U	<	0.41	U	<	1.5	U	<	0.8	U	<	1.3	U	<	0.8	U	<	0.500	U			

Notes:
< = less than reporting limit
µg/L = micrograms per liter
HMX = octahydro-1,3,5,7-tetranitro-1,3,5,7-tetrazocine
ID = identification number
J = estimated
LOQ = limit of quantifications
MNX = mono-nitroso-RDX
NA = not analyzed
NRL = no reporting limit
Qual = qualifier
RDX = hexahydro-1,3,5-trinitro-1,3,5-triazine
RL = reporting limit
U = nondetect

TABLE E.1.1-40
CORNHUSKER ARMY AMMUNITION PLANT
WELL G0077-EXPLOSIVES

FIELD ID			G0077					G0077				G0077					G0077					G0077					G0077					G0077				
METHOD	Maximum	Detection	SW846 M8330					SW846 M8330				SW846 M8330					SW846 M8330					SW846 M8330					SW846 M8330					SW846 M8330				
COLLECT DATE	Detection	Frequency	5/18/2022					5/26/2021				6/15/2020					6/10/2019					3/20/2018					4/1/2017					8/9/2016				
			Result	Qual	DL	LOD	LOQ	Result	Qual	DL	LOD	LOQ	Result	Qual	DL	LOD	LOQ	Result	Qual	DL	LOD	LOQ	Result	Qual	DL	LOD	LOQ	Result	Qual	DL	LOD	LOQ	Result	DL	LOD	LOQ	Qual
EXPLOSIVES (µg/L)																																				
1,3,5-Trinitrobenzene	250	24 / 25	5.4		0.089	0.21	0.22	4.3		0.086	0.2	0.22	1.9	J	0.089	0.21	0.22	1.6		0.19	0.39	0.96	2.7		0.033	0.11	0.16	3.5		0.033	0.11	0.16	3.4	0.22	0.44	1.1	
1,3-Dinitrobenzene	-	0 / 25	<	U	0.039	0.11	0.12	<	U	0.038	0.1	0.11	<	UJ	0.039	0.11	0.12	<	U	0.085	0.19	0.39	<	U	0.053	0.11	0.16	<	U	0.053	0.11	0.16	<	0.098	0.22	0.44	U
2,4,6-Trinitrotoluene	800	25 / 25	7.7		0.048	0.11	0.12	4.3		0.046	0.1	0.11	3.3	J	0.047	0.11	0.12	2.2		0.15	0.39	0.39	5.3		0.053	0.11	0.16	5.5		0.053	0.11	0.16	5.3	0.08	0.22	0.44	
2,4-Dinitrotoluene	8.8	9 / 25	<	U	0.029	0.085	0.11	0.061	J	0.028	0.082	0.1	<	UJ	0.029	0.084	0.11	<	U	0.081	0.19	0.39	0.063	J	0.053	0.11	0.14	0.071	J	0.053	0.11	0.14	<	0.092	0.22	0.44	U
2,6-Dinitrotoluene	-	0 / 25	<	U	0.042	0.085	0.11	<	U	0.041	0.082	0.1	<	UJ	0.042	0.084	0.11	<	U	0.062	0.19	0.19	<	U	0.053	0.11	0.14	<	U	0.053	0.11	0.14	<	0.071	0.22	0.22	U
2-Amino-4,6-dinitrotoluene	61	25 / 25	4.2		0.054	0.11	0.12	2.5		0.052	0.1	0.11	1.2	J	0.053	0.11	0.12	2		0.049	0.12	0.19	3.9		0.032	0.11	0.16	4.4		0.032	0.11	0.16	3.5	0.056	0.13	0.22	
2-Nitrotoluene	2.7	1 / 25	<	U	0.091	0.21	0.22	<	UJ	0.088	0.2	0.22	<	UJ	0.09	0.21	0.22	<	UJ	0.082	0.19	0.39	<	U	0.093	0.21	0.53	<	U	0.093	0.21	0.53	<	0.094	0.22	0.44	U
3-Nitrotoluene	-	0 / 25	<	U	0.21	0.42	0.42	<	UJ	0.2	0.41	0.41	<	UJ	0.21	0.42	0.42	<	UJ	0.19	0.39	0.39	<	U	0.06	0.21	0.53	<	U	0.06	0.21	0.53	<	0.092	0.22	0.44	U
4-Amino-2,6-dinitrotoluene	94 J	23 / 25	4.8		0.061	0.13	0.16	2.5		0.059	0.12	0.15	1.1	J	0.061	0.13	0.16	1.9		0.056	0.12	0.19	4.5		0.053	0.11	0.16	5.3		0.053	0.11	0.16	3.9	0.064	0.13	0.22	
4-Nitrotoluene	-	0 / 25	<	U	0.11	0.42	0.43	<	UJ	0.1	0.41	0.42	<	UJ	0.11	0.42	0.43	<	UJ	0.19	0.39	0.96	<	U	0.093	0.21	0.53	<	U	0.093	0.21	0.53	<	0.22	0.44	1.1	U
HMX	6.5	23 / 25	0.75	J	0.093	0.21	0.22	0.57		0.09	0.2	0.22	<	UJ	0.092	0.21	0.22	<	U	0.084	0.19	0.39	0.91		0.03	0.11	0.16	1.1		0.038	0.11	0.16	0.58	0.096	0.22	0.44	
MNX	0.35 J	3 / 19	<	U	0.16	0.42	2.1	<	U	0.16	0.41	2	<	UJ	0.16	0.42	2.1	<	U	0.15	0.39	1.9	<	U	0.038	0.11	0.53	<	U	0.029	0.11	0.53	<	0.39	0.39	2.2	U
Nitrobenzene	-	0 / 25	<	U	0.096	0.21	0.22	<	U	0.093	0.2	0.22	<	UJ	0.096	0.21	0.22	<	U	0.088	0.19	0.39	<	U	0.053	0.11	0.16	<	U	0.053	0.11	0.16	<	0.1	0.22	0.44	U
RDX	55	25 / 25	1.2		0.055	0.21	0.22	1.2	J	0.053	0.2	0.22	0.46	J	0.054	0.21	0.22	0.53		0.15	0.39	0.39	1.3		0.038	0.11	0.16	1.5		0.038	0.11	0.16	1.3	0.058	0.13	0.22	
Tetryl	-	0 / 25	<	U	0.034	0.11	0.12	<	U	0.033	0.1	0.11	<	UJ	0.034	0.11	0.12	<	U	0.076	0.19	0.23	<	U	0.053	0.11	0.16	<	U	0.053	0.11	0.16	<	0.087	0.22	0.26	U

Notes:
< = less than reporting limit
µg/L = micrograms per liter
HMX = octahydro-1,3,5,7-tetranitro-1,3,5,7-tetrazocine
ID = identification number
J = estimated
LOQ = limit of quantifications
MNX = mono-nitroso-RDX
NA = not analyzed
NRL = no reporting limit
Qual = qualifier
RDX = hexahydro-1,3,5-trinitro-1,3,5-triazine
RL = reporting limit
U = nondetect

TABLE E.1.1-40
CORNHUSKER ARMY AMMUNITION PLANT
WELL G0077-EXPLOSIVES

FIELD ID			G0077					G0077			G0077			G0077			G0077			G0077			G0077			G0077			G0077			G0077			G0077		
METHOD	Maximum	Detection	SW846 M8330					SW846 M8330			SW846 M8330			SW846 M8330			SW846 M8330			SW846 M8330			SW846 M8330			SW846 M8330			SW846 M8330			SW846 M8330			SW846 M8330		
COLLECT DATE	Detection	Frequency	8/12/2015					8/14/2014			3/13/2013			3/12/2012			3/15/2011			3/16/2010			3/13/2009			3/12/2008			3/12/2007			3/14/2006			3/15/2005		
			Result	DL	LOD	LOQ	Qual	Result	LOQ	Qual	Result	RL	Qual	Result	RL	Qual	Result	RL	Qual	Result	RL	Qual	Result	RL	Qual	Result	RL	Qual	Result	RL	Qual	Result	RL	Qual	Result	RL	Qual
EXPLOSIVES (µg/L)																																				
1,3,5-Trinitrobenzene	250	24 / 25	5.2	0.21	0.42	1.1		6.7	1.1		10.5	0.8	J	11.3	0.8		12.9	0.8		17	1	J	19	0.5		24	0.48		31	0.48		27	0.49		31	0.48	
1,3-Dinitrobenzene	-	0 / 25	<	0.093	0.21	0.42	U	<	0.4	U	<	0.8	U	<	0.8	U	<	0.8	U	<	0.4	U	<	0.5	U	<	0.48	U	<	0.48	U	<	0.49	U	<	0.48	U
2,4,6-Trinitrotoluene	800	25 / 25	6.0	0.076	0.21	0.42		6.1	0.4		7.1	0.8	J	7.3	0.8		9.6	0.8		13	0.4		15	0.5		18	0.48		21	0.48		23	0.49		27	0.48	
2,4-Dinitrotoluene	8.8	9 / 25	<	0.088	0.21	0.42	U	<	0.4	U	<	0.8	U	<	0.8	U	<	0.8	U	<	0.4	U	<	0.5	U	<	0.48	U	<	0.48	U	<	0.49	U	<	0.48	U
2,6-Dinitrotoluene	-	0 / 25	<	0.068	0.21	0.21	U	<	0.2	U	<	0.8	U	<	0.8	U	<	0.8	U	<	0.2	U	<	0.5	U	<	0.48	U	<	0.48	U	<	0.49	U	<	0.48	U
2-Amino-4,6-dinitrotoluene	61	25 / 25	4.0	0.053	0.13	0.21		3.8	0.2		3.6	0.8	J	3.3	0.8		4.2	0.8		5.6	0.2	J	5.2	0.5		5.4	0.48		6.3	0.48		5.2	0.49		5.4	0.48	P
2-Nitrotoluene	2.7	1 / 25	<	0.090	0.21	0.42	U	<	0.4	U	<	0.8	U	<	0.8	U	<	0.8	U	<	0.4	U	<	0.5	U	<	0.48	U	<	0.48	U	<	0.49	U	<	0.48	U
3-Nitrotoluene	-	0 / 25	<	0.088	0.21	0.42	U	<	0.4	U	<	0.8	U	<	0.8	U	<	0.8	U	<	0.4	U	<	0.5	U	<	0.48	U	<	0.48	U	<	0.49	U	<	0.48	U
4-Amino-2,6-dinitrotoluene	94 J	23 / 25	5.0	0.061	0.13	0.21		4.9	0.2		4.3	1.4	J	3.2	1.4		3.4	0.8		3.5	0.2	J	4.5	0.5		4.3	0.48		3.7	0.48		3.8	0.49		3.7	0.48	
4-Nitrotoluene	-	0 / 25	<	0.21	0.42	1.1	U	<	1.1	U	<	0.8	U	<	0.8	U	<	0.8	U	<	1	U	<	0.5	U	<	0.48	U	<	0.48	U	<	0.49	U	<	0.48	U
HMX	6.5	23 / 25	0.72	0.092	0.21	0.42		0.86	0.4		1.3	0.8	J	1.3	0.8		1.3	0.8		1.4	0.4	J	1.5	0.5		2	0.48		2.9	0.48		2.3	0.49		2.4	0.48	
MNX	0.35 J	3 / 19	<	0.38	0.38	2.1	U	<	2.2	U	<	0.8	U	<	0.8	U	<	0.8	U	0.35	2	J	<	0.5	U	<	0.48	U	<	0.48	U	<	0.49	U	0.32	0.48	J
Nitrobenzene	-	0 / 25	<	0.096	0.21	0.42	U	<	0.4	U	<	0.8	U	<	0.8	U	<	0.8	U	<	0.4	U	<	0.5	U	<	0.48	U	<	0.48	U	<	0.49	U	<	0.48	U
RDX	55	25 / 25	1.4	0.055	0.13	0.21		2.3	0.2		2.4	0.8	J	3	0.8		3.5	0.8		2.6	0.2	J	4.8	0.5		4.7	0.48		5.7	0.48		7.5	0.49		15	0.48	
Tetryl	-	0 / 25	<	0.083	0.21	0.25	U	<	0.3	U	<	1.6	U	<	0.8	U	<	0.8	U	<	0.24	U	<	0.5	U	<	0.48	U	<	0.48	U	<	0.49	U	<	0.48	U

Notes:
< = less than reporting limit
µg/L = micrograms per liter
HMX = octahydro-1,3,5,7-tetranitro-1,3,5,7-tetrazocine
ID = identification number
J = estimated
LOQ = limit of quantifications
MNX = mono-nitroso-RDX
NA = not analyzed
NRL = no reporting limit
Qual = qualifier
RDX = hexahydro-1,3,5-trinitro-1,3,5-triazine
RL = reporting limit
U = nondetect

TABLE E.1.1-40
CORNHUSKER ARMY AMMUNITION PLANT
WELL G0077-EXPLOSIVES

FIELD ID			G0077			G0077			G0077			G0077			G0077			G0077			G0077		
METHOD	Maximum	Detection	SW846 M8330			SW846 M8330			SW846 M8330			SW846 M8330			SW846 M8330			SW846 M8330			UW51		
COLLECT DATE	Detection	Frequency	3/15/2004			3/18/2003			3/20/2002			3/23/2001			3/23/2000			4/1/1999			6/30/1998		
			Result	RL	Qual	Result	RL	Qual	Result	RL	Qual	Result	RL	Qual	Result	RL	Qual	Result	RL	Qual	Result	RL	Qual
EXPLOSIVES (µg/L)																							
1,3,5-Trinitrobenzene	250	24 / 25	22	1.9		<	0.21	U	9.5	0.36		23	16.0		140	80		250	160.0		116	1.00	
1,3-Dinitrobenzene	-	0 / 25	<	0.19	U	<	0.21	U	<	0.24	U	<	0.8	U	<	0.8	U	<	4.0	U	<	0.500	U
2,4,6-Trinitrotoluene	800	25 / 25	45	1.9		55	2.1	J	60	3.0		130	16.0		540	150		800	160.0		418	1.00	
2,4-Dinitrotoluene	8.8	9 / 25	0.18	0.36	J	<	0.47	UJ	0.28	0.24		0.51	0.8	J	6.5	1.1		8.8	4.0		8.74	0.500	
2,6-Dinitrotoluene	-	0 / 25	<	0.36	U	<	0.4	U	<	0.94	U	<	0.8	U	<	1.1	U	<	4.0	U	<	0.500	U
2-Amino-4,6-dinitrotoluene	61	25 / 25	7.3	0.36		11	0.4	J	13	0.38		12	16.0	J	52	1	JE	61	4.0		49.5	0.500	
2-Nitrotoluene	2.7	1 / 25	<	0.36	U	<	0.4	U	<	0.74	U	2.7	0.8		<	1.1	U	<	4.0	U	<	1.00	U
3-Nitrotoluene	-	0 / 25	<	0.36	U	<	0.4	U	<	0.47	U	<	0.8	U	<	1.1	U	<	4.0	U	<	1.00	U
4-Amino-2,6-dinitrotoluene	94 J	23 / 25	5.1	0.36		7.5	0.4	J	9.4	0.64		<	0.8	U	94	100	J	<	4.0	U	14.7	1.00	
4-Nitrotoluene	-	0 / 25	<	0.58	U	<	0.64	U	<	1.5	U	<	0.8	U	<	1.1	U	<	4.0	U	<	1.00	U
HMX	6.5	23 / 25	3	0.46		3	0.5	J	3.4	1.0		2.5	1.0		6.5	0.8		4.6	4.0		4.53	0.500	
MNX	0.35 J	3 / 19	0.26	0.19			NA			NA			NA			NA			NA			NA	
Nitrobenzene	-	0 / 25	<	0.19	U	<	0.21	U	<	0.42	U	<	0.8	U	<	0.8	U	<	4.0	U	<	0.500	U
RDX	55	25 / 25	13	1.9		9.9	0.21	J	12	3.0		14	0.8		40	80	J	55	4.0		13.9	1.00	
Tetryl	-	0 / 25	<	0.36	U	<	0.4	U	<	1.0	U	<	0.8	U	<	1.3	U	<	4.0	U	<	0.500	U

Notes:
< = less than reporting limit
µg/L = micrograms per liter
HMX = octahydro-1,3,5,7-tetranitro-1,3,5,7-tetrazocine
ID = identification number
J = estimated
LOQ = limit of quantifications
MNX = mono-nitroso-RDX
NA = not analyzed
NRL = no reporting limit
Qual = qualifier
RDX = hexahydro-1,3,5-trinitro-1,3,5-triazine
RL = reporting limit
U = nondetect

TABLE E.1.1-41
CORNHUSKER ARMY AMMUNITION PLANT
WELL G0078-EXPLOSIVES

FIELD ID			G0078					G0078					G0078					G0078					G0078					G0078					G0078				
METHOD	Maximum	Detection	SW846 M8330					SW846 M8330					SW846 M8330					SW846 M8330					SW846 M8330					SW846 M8330					SW846 M8330				
COLLECT DATE	Detection	Frequency	5/20/2022					5/26/2021					6/15/2020					6/10/2019					3/20/2018					4/1/2017					8/9/2016				
			Result	Qual	DL	LOD	LOQ	Result	Qual	DL	LOD	LOQ	Result	Qual	DL	LOD	LOQ	Result	Qual	DL	LOD	LOQ	Result	Qual	DL	LOD	LOQ	Result	Qual	DL	LOD	LOQ	Result	DL	LOD	LOQ	Qual
EXPLOSIVES (µg/L)																																				
1,3,5-Trinitrobenzene	-	0 / 25	<	U	0.083	0.2	0.21	<	U	0.089	0.21	0.22	<	UJ	0.089	0.21	0.22	<	U	0.2	0.4	1	<	U	0.034	0.11	0.16	<	U	0.064	0.21	0.31	<	0.21	0.43	1.1	U
1,3-Dinitrobenzene	-	0 / 25	<	U	0.036	0.099	0.11	<	U	0.039	0.11	0.12	<	UJ	0.039	0.11	0.12	<	U	0.089	0.2	0.4	<	U	0.055	0.11	0.16	<	U	0.1	0.21	0.31	<	0.095	0.21	0.43	U
2,4,6-Trinitrotoluene	-	0 / 25	<	U	0.044	0.099	0.11	<	U	0.048	0.11	0.12	<	UJ	0.047	0.11	0.12	<	U	0.16	0.4	0.4	<	U	0.055	0.11	0.16	<	U	0.1	0.21	0.31	<	0.077	0.21	0.43	U
2,4-Dinitrotoluene	-	0 / 25	<	U	0.027	0.079	0.099	<	U	0.029	0.085	0.11	<	UJ	0.029	0.084	0.11	<	U	0.084	0.2	0.4	<	U	0.055	0.11	0.14	<	U	0.1	0.21	0.27	<	0.09	0.21	0.43	U
2,6-Dinitrotoluene	-	0 / 25	<	U	0.04	0.079	0.099	<	U	0.042	0.085	0.11	<	UJ	0.042	0.084	0.11	<	U	0.065	0.2	0.2	<	U	0.055	0.11	0.14	<	U	0.1	0.21	0.27	<	0.069	0.21	0.21	U
2-Amino-4,6-dinitrotoluene	1.6	2 / 25	<	U	0.05	0.099	0.11	<	U	0.054	0.11	0.12	<	UJ	0.053	0.11	0.12	<	U	0.051	0.12	0.2	<	U	0.033	0.11	0.16	<	U	0.062	0.21	0.31	<	0.054	0.13	0.21	U
2-Nitrotoluene	-	0 / 25	<	U	0.085	0.2	0.21	<	UJ	0.09	0.21	0.22	<	UJ	0.09	0.21	0.22	<	UJ	0.086	0.2	0.4	<	U	0.096	0.22	0.55	<	U	0.18	0.41	1	<	0.091	0.21	0.43	U
3-Nitrotoluene	-	0 / 25	<	U	0.19	0.4	0.4	<	UJ	0.21	0.42	0.42	<	UJ	0.21	0.42	0.42	<	UJ	0.2	0.4	0.4	<	U	0.062	0.22	0.55	<	U	0.12	0.41	1	<	0.089	0.21	0.43	U
4-Amino-2,6-dinitrotoluene	0.5 J	1 / 25	<	U	0.057	0.12	0.15	<	U	0.061	0.13	0.16	<	UJ	0.061	0.13	0.16	<	U	0.058	0.12	0.2	<	U	0.055	0.11	0.16	<	U	0.1	0.21	0.31	<	0.062	0.13	0.21	U
4-Nitrotoluene	-	0 / 25	<	U	0.099	0.4	0.41	<	UJ	0.11	0.42	0.43	<	UJ	0.11	0.42	0.43	<	UJ	0.2	0.4	1	<	U	0.096	0.22	0.55	<	U	0.18	0.41	1	<	0.21	0.43	1.1	U
HMX	-	0 / 25	<	U	0.087	0.2	0.21	<	U	0.093	0.21	0.22	<	UJ	0.092	0.21	0.22	<	U	0.088	0.2	0.4	<	U	0.031	0.11	0.16	<	U	0.074	0.21	0.31	<	0.094	0.21	0.43	U
MNX	-	0 / 19	<	U	0.15	0.4	2	<	U	0.16	0.42	2.1	<	UJ	0.16	0.42	2.1	<	U	0.15	0.4	2	<	U	0.039	0.11	0.55	<	U	0.058	0.21	1	<	0.38	0.38	2.1	U
Nitrobenzene	-	0 / 25	<	U	0.09	0.2	0.21	<	U	0.096	0.21	0.22	<	UJ	0.096	0.21	0.22	<	U	0.091	0.2	0.4	<	U	0.055	0.11	0.16	<	U	0.1	0.21	0.31	<	0.097	0.21	0.43	U
RDX	-	0 / 25	<	U	0.051	0.2	0.21	<	U	0.055	0.21	0.22	<	UJ	0.054	0.21	0.22	<	U	0.16	0.4	0.4	<	U	0.039	0.11	0.16	<	U	0.074	0.21	0.31	<	0.056	0.13	0.21	U
Tetryl	-	0 / 25	<	U	0.031	0.099	0.11	<	U	0.034	0.11	0.12	<	UJ	0.034	0.11	0.12	<	U	0.08	0.2	0.24	<	U	0.055	0.11	0.16	<	U	0.1	0.21	0.31	<	0.085	0.21	0.26	U

Notes:
< = less than reporting limit
µg/L = micrograms per liter
HMX = octahydro-1,3,5,7-tetranitro-1,3,5,7-tetrazocine
ID = identification number
J = estimated
LOQ = limit of quantifications
MNX = mono-nitroso-RDX
NA = not analyzed
NRL = no reporting limit
Qual = qualifier
RDX = hexahydro-1,3,5-trinitro-1,3,5-triazine
RL = reporting limit
U = nondetect

TABLE E.1.1-41
CORNHUSKER ARMY AMMUNITION PLANT
WELL G0078-EXPLOSIVES

FIELD ID			G0078					G0078			G0078			G0078			G0078			G0078			G0078			G0078			G0078			G0078			G0078		
METHOD	Maximum	Detection	SW846 M8330					SW846 M8330			SW846 M8330			SW846 M8330			SW846 M8330			SW846 M8330			SW846 M8330			SW846 M8330			SW846 M8330			SW846 M8330			SW846 M8330		
COLLECT DATE	Detection	Frequency	8/12/2015					8/14/2014			3/13/2013			3/12/2012			3/14/2011			3/16/2010			3/13/2009			3/13/2008			3/12/2007			3/14/2006			3/15/2005		
			Result	DL	LOD	LOQ	Qual	Result	LOQ	Qual	Result	RL	Qual	Result	RL	Qual	Result	RL	Qual	Result	RL	Qual	Result	RL	Qual	Result	RL	Qual	Result	RL	Qual	Result	RL	Qual	Result	RL	Qual
EXPLOSIVES (µg/L)																																				
1,3,5-Trinitrobenzene	-	0 / 25	<	0.21	0.42	1.0	U	<	1.1	U	<	0.8	U	<	0.8	U	<	0.8	U	<	1	U	<	0.48	U	<	0.49	U	<	0.48	U	<	0.48	U	<	0.48	U
1,3-Dinitrobenzene	-	0 / 25	<	0.093	0.21	0.42	U	<	0.43	U	<	0.8	U	<	0.8	U	<	0.8	U	<	0.4	U	<	0.48	U	<	0.49	U	<	0.48	U	<	0.48	U	<	0.48	U
2,4,6-Trinitrotoluene	-	0 / 25	<	0.076	0.21	0.42	U	<	0.43	U	<	0.8	U	<	0.8	U	<	0.8	U	<	0.4	U	<	0.48	U	<	0.49	U	<	0.48	U	<	0.48	U	<	0.48	U
2,4-Dinitrotoluene	-	0 / 25	<	0.088	0.21	0.42	U	<	0.43	U	<	0.8	U	<	0.8	U	<	0.8	U	<	0.4	U	<	0.48	U	<	0.49	U	<	0.48	U	<	0.48	U	<	0.48	U
2,6-Dinitrotoluene	-	0 / 25	<	0.068	0.21	0.21	U	<	0.22	U	<	0.8	U	<	0.8	U	<	0.8	U	<	0.2	U	<	0.48	U	<	0.49	U	<	0.48	U	<	0.48	U	<	0.48	U
2-Amino-4,6-dinitrotoluene	1.6	2 / 25	<	0.053	0.13	0.21	U	<	0.22	U	<	0.8	U	<	0.8	U	<	0.8	U	0.064	0.2	J	<	0.48	U	<	0.49	U	<	0.48	U	<	0.48	U	<	0.48	U
2-Nitrotoluene	-	0 / 25	<	0.090	0.21	0.42	U	<	0.43	U	<	0.8	U	<	0.8	U	<	0.8	U	<	0.4	U	<	0.48	U	<	0.49	U	<	0.48	U	<	0.48	U	<	0.48	U
3-Nitrotoluene	-	0 / 25	<	0.087	0.21	0.42	U	<	0.43	U	<	0.8	U	<	0.8	U	<	0.8	U	<	0.4	U	<	0.48	U	<	0.49	U	<	0.48	U	<	0.48	U	<	0.48	U
4-Amino-2,6-dinitrotoluene	0.5 J	1 / 25	<	0.060	0.13	0.21	U	<	0.22	U	<	1.4	U	<	1.4	U	<	0.8	U	<	0.2	U	<	0.48	U	<	0.49	U	<	0.48	U	<	0.48	U	<	0.48	U
4-Nitrotoluene	-	0 / 25	<	0.21	0.42	1.0	U	<	1.1	U	<	0.8	U	<	0.8	U	<	0.8	U	<	1	U	<	0.48	U	<	0.49	U	<	0.48	U	<	0.48	U	<	0.48	U
HMX	-	0 / 25	<	0.092	0.21	0.42	U	<	0.43	U	<	0.8	U	<	0.8	U	<	0.8	U	<	0.4	U	<	0.48	U	<	0.49	U	<	0.48	U	<	0.48	U	<	0.48	U
MNX	-	0 / 19	<	0.38	0.38	2.1	U	<	2.2	U	<	0.8	U	<	0.8	U	<	0.8	U	<	2	U	<	0.48	U	<	0.49	U	<	0.48	U	<	0.48	U	<	0.48	U
Nitrobenzene	-	0 / 25	<	0.095	0.21	0.42	U	<	0.43	U	<	0.8	U	<	0.8	U	<	0.8	U	<	0.4	U	<	0.48	U	<	0.49	U	<	0.48	U	<	0.48	U	<	0.48	U
RDX	-	0 / 25	<	0.055	0.13	0.21	U	<	0.22	U	<	0.8	U	<	0.8	U	<	0.8	U	<	0.2	U	<	0.48	U	<	0.49	U	<	0.48	U	<	0.48	U	<	0.48	U
Tetryl	-	0 / 25	<	0.083	0.21	0.25	U	<	0.26	U	<	1.6	U	<	0.8	U	<	0.8	U	<	0.24	U	<	0.48	U	<	0.49	U	<	0.48	U	<	0.48	U	<	0.48	U

Notes:
< = less than reporting limit
µg/L = micrograms per liter
HMX = octahydro-1,3,5,7-tetranitro-1,3,5,7-tetrazocine
ID = identification number
J = estimated
LOQ = limit of quantifications
MNX = mono-nitroso-RDX
NA = not analyzed
NRL = no reporting limit
Qual = qualifier
RDX = hexahydro-1,3,5-trinitro-1,3,5-triazine
RL = reporting limit
U = nondetect

TABLE E.1.1-41
CORNHUSKER ARMY AMMUNITION PLANT
WELL G0078-EXPLOSIVES

FIELD ID			G0078			G0078			G0078			G0078			G0078			G0078			G0078			G0078		
METHOD	Maximum	Detection	SW846 M8330			SW846 M8330			SW846 M8330			SW846 M8330			SW846 M8330			SW846 M8330			SW846 M8330			UW51		
COLLECT DATE	Detection	Frequency	3/15/2004			3/18/2003			3/20/2002			3/22/2001			3/23/2000			4/1/1999			6/30/1998					
			Result	RL	Qual	Result	RL	Qual	Result	RL	Qual	Result	RL	Qual	Result	RL	Qual	Result	RL	Qual	Result	RL	Qual			
EXPLOSIVES (µg/L)																										
1,3,5-Trinitrobenzene	-	0 / 25	<	0.21	U	<	0.2	U	<	0.42	U	<	0.8	U	<	0.8	U	<	0.8	U	<	1.00	U			
1,3-Dinitrobenzene	-	0 / 25	<	0.21	U	<	0.2	U	<	0.28	U	<	0.8	U	<	0.8	U	<	0.8	U	<	0.500	U			
2,4,6-Trinitrotoluene	-	0 / 25	<	0.21	U	<	0.2	U	<	0.35	U	<	0.8	U	<	1.5	U	<	0.8	U	<	1.00	U			
2,4-Dinitrotoluene	-	0 / 25	<	0.41	U	<	0.39	U	<	0.28	U	<	0.8	U	<	1.1	U	<	0.8	U	<	0.500	U			
2,6-Dinitrotoluene	-	0 / 25	<	0.41	U	<	0.39	U	<	1.1	U	<	0.8	U	<	1.1	U	<	0.8	U	<	0.500	U			
2-Amino-4,6-dinitrotoluene	1.6	2 / 25	<	0.41	U	<	0.39	U	<	0.44	U	<	0.8	U	<	1	U	1.6	0.8		<	0.500	U			
2-Nitrotoluene	-	0 / 25	<	0.41	U	<	0.39	U	<	0.86	U	<	0.8	U	<	1.1	U	<	0.8	U	<	1.00	U			
3-Nitrotoluene	-	0 / 25	<	0.41	U	<	0.39	U	<	0.54	U	<	0.8	U	<	1.1	U	<	0.8	U	<	1.00	U			
4-Amino-2,6-dinitrotoluene	0.5 J	1 / 25	<	0.41	U	<	0.39	U	<	0.74	U	<	0.8	U	<	1	U	0.5	0.8	J	<	1.00	U			
4-Nitrotoluene	-	0 / 25	<	0.67	U	<	0.63	U	<	1.8	U	<	0.8	U	<	1.1	U	<	0.8	U	<	1.00	U			
HMX	-	0 / 25	<	0.52	U	<	0.49	U	<	1.2	U	<	1	U	<	0.8	U	<	0.8	U	<	0.500	U			
MNX	-	0 / 19	<	0.21	U		NA			NA			NA			NA			NA			NA					
Nitrobenzene	-	0 / 25	<	0.21	U	<	0.2	U	<	0.49	U	<	0.8	U	<	0.8	U	<	0.8	U	<	0.500	U			
RDX	-	0 / 25	<	0.21	U	<	0.2	U	<	0.70	U	<	0.8	U	<	0.8	U	<	0.8	U	<	1.00	U			
Tetryl	-	0 / 25	<	0.41	U	<	0.39	U	<	1.2	U	<	0.8	U	<	1.3	U	<	0.8	U	<	0.500	U			

Notes:
< = less than reporting limit
µg/L = micrograms per liter
HMX = octahydro-1,3,5,7-tetranitro-1,3,5,7-tetrazocine
ID = identification number
J = estimated
LOQ = limit of quantifications
MNX = mono-nitroso-RDX
NA = not analyzed
NRL = no reporting limit
Qual = qualifier
RDX = hexahydro-1,3,5-trinitro-1,3,5-triazine
RL = reporting limit
U = nondetect

TABLE E.1.1-42
CORNHUSKER ARMY AMMUNITION PLANT
WELL G0079-EXPLOSIVES

FIELD ID			G0079					G0079					G0079					G0079					G0079			G0079			G0079			G0079			G0079		
METHOD	Maximum	Detection	SW846 M8330					SW846 M8330					SW846 M8330					SW846 M8330					SW846 M8330			SW846 M8330			SW846 M8330			SW846 M8330			SW846 M8330		
COLLECT DATE	Detection	Frequency	5/12/2022					5/20/2021					6/1/2020					6/9/2019					None			3/12/2012			3/15/2011			3/15/2010			3/16/2009		
			Result	Qual	DL	LOD	LOQ	Result	Qual	DL	LOD	LOQ	Result	Qual	DL	LOD	LOQ	Result	Qual	DL	LOD	LOQ	Result	RL	Qual	Result	RL	Qual	Result	RL	Qual	Result	RL	Qual	Result	RL	Qual
EXPLOSIVES (µg/L)																																				
1,3,5-Trinitrobenzene	-	0 / 11	<	U	0.087	0.21	0.22	<	U	0.079	0.19	0.2	<	U	0.091	0.22	0.23	<	U	0.2	0.39	0.98				<	0.8	U	<	0.8	U	<	1	U	<	0.48	U
1,3-Dinitrobenzene	-	0 / 11	<	U	0.038	0.1	0.11	<	U	0.035	0.094	0.1	<	U	0.04	0.11	0.12	<	U	0.087	0.2	0.39				<	0.8	U	<	0.8	U	<	0.4	U	<	0.48	U
2,4,6-Trinitrotoluene	-	0 / 11	<	U	0.046	0.1	0.11	<	U	0.042	0.094	0.1	<	U	0.048	0.11	0.12	<	U	0.16	0.39	0.39				<	0.8	U	<	0.8	U	<	0.4	U	<	0.48	U
2,4-Dinitrotoluene	-	0 / 11	<	U	0.028	0.083	0.1	<	U	0.026	0.075	0.094	<	U	0.03	0.086	0.11	<	U	0.082	0.2	0.39				<	0.8	U	<	0.8	U	<	0.4	U	<	0.48	U
2,6-Dinitrotoluene	-	0 / 11	<	U	0.041	0.083	0.1	<	U	0.038	0.075	0.094	<	U	0.043	0.086	0.11	<	U	0.063	0.2	0.2	**Not Sampled**			<	0.8	U	<	0.8	U	<	0.2	U	<	0.48	U
2-Amino-4,6-dinitrotoluene	0.49 J	2 / 11	<	U	0.052	0.1	0.11	<	U	0.048	0.094	0.1	<	U	0.055	0.11	0.12	<	U	0.05	0.12	0.2	**in 2013, 2014, 2015,**			<	0.8	U	<	0.8	U	<	0.2	U	<	0.48	U
2-Nitrotoluene	-	0 / 11	<	U	0.088	0.21	0.22	<	U	0.08	0.19	0.2	<	U	0.092	0.22	0.23	<	UJ	0.084	0.2	0.39	**2016, 2017, 2018**			<	0.8	U	<	0.8	U	<	0.4	U	<	0.48	U
3-Nitrotoluene	-	0 / 11	<	U	0.2	0.41	0.41	<	U	0.18	0.38	0.38	<	U	0.21	0.43	0.43	<	UJ	0.19	0.39	0.39	**Well Dry**			<	0.8	U	<	0.8	U	<	0.4	U	<	0.48	U
4-Amino-2,6-dinitrotoluene	1.4	2 / 11	<	U	0.06	0.12	0.15	<	U	0.054	0.11	0.14	<	U	0.062	0.13	0.16	<	U	0.057	0.12	0.2				<	1.4	U	<	0.8	U	<	0.2	U	<	0.48	U
4-Nitrotoluene	0.22 J	1 / 11	<	U	0.1	0.41	0.42	<	U	0.094	0.38	0.39	0.22	J	0.11	0.43	0.44	<	UJ	0.2	0.39	0.98				<	0.8	U	<	0.8	U	<	1	U	<	0.48	U
HMX	2	2 / 11	<	U	0.091	0.21	0.22	<	U	0.082	0.19	0.2	<	U	0.094	0.22	0.23	<	U	0.086	0.2	0.39				<	0.8	U	<	0.8	U	<	0.4	U	<	0.48	U
MNX		0 / 8	<	U	0.16	0.41	2.1	<	U	0.14	0.38	1.9	<	U	0.17	0.43	2.2	<	U	0.15	0.39	2				<	0.8	U	<	0.8	U	<	2	U	<	0.48	U
Nitrobenzene	-	0 / 11	<	U	0.094	0.21	0.22	<	U	0.086	0.19	0.2	<	U	0.098	0.22	0.23	<	U	0.089	0.2	0.39				<	0.8	U	<	0.8	U	<	0.4	U	<	0.48	U
RDX	15	3 / 11	<	U	0.053	0.21	0.22	<	U	0.048	0.19	0.2	<	U	0.055	0.22	0.23	<	U	0.15	0.39	0.39				<	0.8	U	<	0.8	U	<	0.2	U	<	0.48	U
Tetryl	-	0 / 11	<	U	0.033	0.1	0.11	<	U	0.03	0.094	0.1	<	U	0.034	0.11	0.12	<	U	0.078	0.2	0.24				<	0.8	U	<	0.8	U	<	0.24	U	<	0.48	U

Notes:
< = less than reporting limit
µg/L = micrograms per liter
HMX = octahydro-1,3,5,7-tetranitro-1,3,5,7-tetrazocine
ID = identification number
J = estimated
LOQ = limit of quantifications
MNX = mono-nitroso-RDX
NA = not analyzed
NRL = no reporting limit
Qual = qualifier
RDX = hexahydro-1,3,5-trinitro-1,3,5-triazine
RL = reporting limit
U = nondetect

TABLE E.1.1-42
CORNHUSKER ARMY AMMUNITION PLANT
WELL G0079-EXPLOSIVES

FIELD ID			G0079			G0079			G0079			G0079		
METHOD	Maximum	Detection	SW846 M8330			SW846 M8330			SW846 M8330			SW846 M8330		
COLLECT DATE	Detection	Frequency	None			3/21/2002			3/22/2001			3/23/2000		
			Result	RL	Qual	Result	RL	Qual	Result	RL	Qual	Result	RL	Qual
EXPLOSIVES (µg/L)														
1,3,5-Trinitrobenzene	-	0 / 11				<	0.39	U	<	0.8	U	<	0.8	U
1,3-Dinitrobenzene	-	0 / 11				<	0.26	U	<	0.8	U	<	0.8	U
2,4,6-Trinitrotoluene	-	0 / 11				<	0.33	U	<	0.8	U	<	1.5	U
2,4-Dinitrotoluene	-	0 / 11				<	0.26	U	<	0.8	U	<	1.1	U
2,6-Dinitrotoluene	-	0 / 11	**Not Sampled**			<	1.0	U	<	0.8	U	<	1.1	U
2-Amino-4,6-dinitrotoluene	0.49 J	2 / 11	**in 2003, 2004, 2005,**			0.17	0.41	J	0.49	0.8	J	<	1	U
2-Nitrotoluene	-	0 / 11	**2006, 2007, 2008**			<	0.80	U	<	0.8	U	<	1.1	U
3-Nitrotoluene	-	0 / 11	**Well Dry**			<	0.51	U	<	0.8	U	<	1.1	U
4-Amino-2,6-dinitrotoluene	1.4	2 / 11				0.23	0.69	J	1.4	0.8		<	1	U
4-Nitrotoluene	0.22 J	1 / 11				<	1.6	U	<	0.8	U	<	1.1	U
HMX	2	2 / 11				0.85	1.1	J	2	1.0		<	0.8	U
MNX		0 / 8					NA			NA			NA	
Nitrobenzene	-	0 / 11				<	0.46	U	<	0.8	U	<	0.8	U
RDX	15	3 / 11				1.5	0.65		15	0.8		1.4	0.8	
Tetryl	-	0 / 11				<	1.1	U	<	0.8	U	<	1.3	U

Notes:
< = less than reporting limit
µg/L = micrograms per liter
HMX = octahydro-1,3,5,7-tetranitro-1,3,5,7-tetrazocine
ID = identification number
J = estimated
LOQ = limit of quantifications
MNX = mono-nitroso-RDX
NA = not analyzed
NRL = no reporting limit
Qual = qualifier
RDX = hexahydro-1,3,5-trinitro-1,3,5-triazine
RL = reporting limit
U = nondetect

TABLE E.1.1-43
CORNHUSKER ARMY AMMUNITION PLANT
WELL G0080-EXPLOSIVES

FIELD ID			G0080					G0080					G0080					G0080					G0080					G0080					G0080				
METHOD	Maximum	Detection	SW846 M8330					SW846 M8330					SW846 M8330					SW846 M8330					SW846 M8330					SW846 M8330					SW846 M8330				
COLLECT DATE	Detection	Frequency	5/11/2022					5/20/2021					6/11/2020					6/9/2019					3/20/2018					3/30/2017					8/16/2016				
			Result	Qual	DL	LOD	LOQ	Result	Qual	DL	LOD	LOQ	Result	Qual	DL	LOD	LOQ	Result	Qual	DL	LOD	LOQ	Result	Qual	DL	LOD	LOQ	Result	Qual	DL	LOD	LOQ	Result	DL	LOD	LOQ	Qual
EXPLOSIVES (µg/L)																																				
1,3,5-Trinitrobenzene	-	0 / 14	<	U	0.087	0.21	0.22	<	U	0.087	0.21	0.22	<	U	0.088	0.21	0.22	<	U	0.2	0.4	0.99	<	U	0.032	0.1	0.15	<	U	0.032	0.1	0.15	<	0.22	0.44	1.1	U
1,3-Dinitrobenzene	-	0 / 14	<	U	0.038	0.1	0.11	<	U	0.038	0.1	0.11	<	U	0.039	0.1	0.11	<	U	0.088	0.2	0.4	<	U	0.052	0.1	0.15	<	U	0.051	0.1	0.15	<	0.098	0.22	0.44	U
2,4,6-Trinitrotoluene	-	0 / 14	<	U	0.047	0.1	0.11	<	U	0.046	0.1	0.11	<	U	0.047	0.1	0.11	<	U	0.16	0.4	0.4	<	U	0.052	0.1	0.15	<	U	0.051	0.1	0.15	<	0.080	0.22	0.44	U
2,4-Dinitrotoluene	-	0 / 14	<	U	0.028	0.083	0.1	<	U	0.028	0.082	0.1	<	U	0.029	0.084	0.1	<	U	0.083	0.2	0.4	<	U	0.052	0.1	0.13	<	U	0.051	0.1	0.13	<	0.093	0.22	0.44	U
2,6-Dinitrotoluene	-	0 / 14	<	U	0.042	0.083	0.1	<	U	0.041	0.082	0.1	<	U	0.042	0.084	0.1	<	U	0.064	0.2	0.2	<	U	0.052	0.1	0.13	<	U	0.051	0.1	0.13	<	0.071	0.22	0.22	U
2-Amino-4,6-dinitrotoluene	1.5	11 / 14	<	U	0.053	0.1	0.11	<	UJ	0.052	0.1	0.11	0.053	J	0.053	0.1	0.11	0.097	J	0.05	0.12	0.2	0.23		0.031	0.1	0.15	<	U	0.031	0.1	0.15	0.24	0.056	0.13	0.22	
2-Nitrotoluene	-	0 / 14	<	U	0.089	0.21	0.22	<	UJ	0.088	0.21	0.22	<	U	0.089	0.21	0.22	<	UJ	0.085	0.2	0.4	<	U	0.091	0.21	0.52	<	U	0.091	0.21	0.51	<	0.095	0.22	0.44	U
3-Nitrotoluene	-	0 / 14	<	U	0.2	0.41	0.41	<	UJ	0.2	0.41	0.41	<	U	0.2	0.42	0.42	<	UJ	0.19	0.4	0.4	<	U	0.059	0.21	0.52	<	U	0.059	0.21	0.51	<	0.092	0.22	0.44	U
4-Amino-2,6-dinitrotoluene	0.88	8 / 14	<	U	0.06	0.12	0.16	<	UJ	0.059	0.12	0.15	0.15	J	0.06	0.13	0.16	0.073	J	0.057	0.12	0.2	0.17		0.052	0.1	0.15	0.16		0.051	0.1	0.15	<	0.064	0.13	0.22	U
4-Nitrotoluene	-	0 / 14	<	U	0.1	0.41	0.42	<	UJ	0.1	0.41	0.42	<	U	0.1	0.42	0.43	<	UJ	0.2	0.4	0.99	<	U	0.091	0.21	0.52	<	U	0.091	0.21	0.51	<	0.22	0.44	1.1	U
HMX	1.6	9 / 14	<	U	0.091	0.21	0.22	<	U	0.09	0.21	0.22	<	U	0.091	0.21	0.22	<	U	0.087	0.2	0.4	0.33		0.029	0.1	0.15	0.59	J	0.037	0.1	0.15	<	0.097	0.22	0.44	U
MNX	-	0 / 14	<	U	0.16	0.41	2.1	<	U	0.16	0.41	2.1	<	U	0.16	0.42	2.1	<	U	0.15	0.4	2	<	U	0.037	0.1	0.52	<	U	0.029	0.1	0.51	<	0.40	0.40	2.2	U
Nitrobenzene	-	0 / 14	<	U	0.094	0.21	0.22	<	U	0.094	0.21	0.22	<	U	0.095	0.21	0.22	<	U	0.09	0.2	0.4	<	U	0.052	0.1	0.15	<	U	0.051	0.1	0.15	<	0.10	0.22	0.44	U
RDX	2.2	10 / 14	<	U	0.053	0.21	0.22	<	U	0.053	0.21	0.22	<	U	0.054	0.21	0.22	<	U	0.16	0.4	0.4	0.28		0.037	0.1	0.15	0.23		0.037	0.1	0.15	0.26	0.058	0.13	0.22	J
Tetryl	-	0 / 14	<	U	0.033	0.1	0.11	<	U	0.033	0.1	0.11	<	U	0.033	0.1	0.11	<	U	0.079	0.2	0.24	<	U	0.052	0.1	0.15	<	U	0.051	0.1	0.15	<	0.088	0.22	0.27	U

Notes:
< = less than reporting limit
µg/L = micrograms per liter
HMX = octahydro-1,3,5,7-tetranitro-1,3,5,7-tetrazocine
ID = identification number
J = estimated
LOQ = limit of quantifications
MNX = mono-nitroso-RDX
NA = not analyzed
NRL = no reporting limit
Qual = qualifier
RDX = hexahydro-1,3,5-trinitro-1,3,5-triazine
RL = reporting limit
U = nondetect

TABLE E.1.1-43
CORNHUSKER ARMY AMMUNITION PLANT
WELL G0080-EXPLOSIVES

FIELD ID			G0080					G0080			G0080			G0080			G0080			G0080			G0080			G0080		
METHOD	Maximum	Detection	SW846 M8330					SW846 M8330			SW846 M8330			SW846 M8330			SW846 M8330			SW846 M8330			SW846 M8330			SW846 M8330		
COLLECT DATE	Detection	Frequency	8/5/2015					8/19/2014			3/13/2013			3/12/2012			3/15/2011			3/15/2010			3/17/2009					
			Result	DL	LOD	LOQ	Qual	Result	LOQ	Qual	Result	RL	Qual	Result	RL	Qual	Result	RL	Qual	Result	RL	Qual	Result	RL	Qual			
EXPLOSIVES (µg/L)																												
1,3,5-Trinitrobenzene	-	0 / 14	<	0.21	0.42	1.1	U	<	0.98	U	<	0.8	U	<	0.8	U	<	0.8	U	<	0.98	U	<	0.48	U			
1,3-Dinitrobenzene	-	0 / 14	<	0.094	0.21	0.42	U	<	0.39	U	<	0.8	U	<	0.8	U	<	0.8	U	<	0.39	U	<	0.48	U			
2,4,6-Trinitrotoluene	-	0 / 14	<	0.088	0.21	0.42	U	<	0.39	U	<	0.8	U	<	0.8	U	<	0.8	U	<	0.39	U	<	0.48	U			
2,4-Dinitrotoluene	-	0 / 14	<	0.088	0.21	0.42	U	<	0.39	U	<	0.8	U	<	0.8	U	<	0.8	U	<	0.39	U	<	0.48	U			
2,6-Dinitrotoluene	-	0 / 14	<	0.068	0.21	0.21	U	<	0.2	U	<	0.8	U	<	0.8	U	<	0.8	U	<	0.2	U	<	0.48	U			
2-Amino-4,6-dinitrotoluene	1.5	11 / 14	0.21	0.053	0.13	0.21	J	0.36	0.2	J	0.86	0.8	J	0.94	0.8		1.3	0.8		1.5	0.2		1.4	0.48				
2-Nitrotoluene	-	0 / 14	<	0.090	0.21	0.42	U	<	0.39	U	<	0.8	U	<	0.8	U	<	0.8	U	<	0.39	U	<	0.48	U			
3-Nitrotoluene	-	0 / 14	<	0.088	0.21	0.42	U	<	0.39	U	<	0.8	U	<	0.8	U	<	0.8	U	<	0.39	U	<	0.48	U			
4-Amino-2,6-dinitrotoluene	0.88	8 / 14	0.18	0.061	0.013	0.21	J	0.16	0.2	J	<	1.4	U	<	1.4	U	<	0.8	U	0.55	0.2		0.88	0.48				
4-Nitrotoluene	-	0 / 14	<	0.21	0.21	1.1	U	<	0.98	U	<	0.8	U	<	0.8	U	<	0.8	U	<	0.98	U	<	0.48	U			
HMX	1.6	9 / 14	0.31	0.092	0.21	0.42	J	0.31	0.39	J	1.1	0.8	J	1.1	0.8		1.2	0.8		1.6	0.39		1.4	0.48				
MNX	-	0 / 14	<	0.38	0.38	2.1	U	<	2	U	<	0.8	U	<	0.8	U	<	0.8	U	<	2	U	<	0.48	U			
Nitrobenzene	-	0 / 14	<	0.096	0.21	0.42	U	<	0.39	U	<	0.8	U	<	0.8	U	<	0.8	U	<	0.39	U	<	0.48	U			
RDX	2.2	10 / 14	0.29	0.055	0.13	0.21		0.45	0.2		1	0.8	J	1.6	0.8	J	1.9	0.8		1.6	0.2		2.2	0.48				
Tetryl	-	0 / 14	<	0.084	0.21	0.25	U	<	0.24	U	<	1.6	U	<	0.8	U	<	0.8	U	<	0.24	U	<	0.48	U			

Notes:
< = less than reporting limit
µg/L = micrograms per liter
HMX = octahydro-1,3,5,7-tetranitro-1,3,5,7-tetrazocine
ID = identification number
J = estimated
LOQ = limit of quantifications
MNX = mono-nitroso-RDX
NA = not analyzed
NRL = no reporting limit
Qual = qualifier
RDX = hexahydro-1,3,5-trinitro-1,3,5-triazine
RL = reporting limit
U = nondetect

TABLE E.1.1-44
CORNHUSKER ARMY AMMUNITION PLANT
WELL G0081-EXPLOSIVES

FIELD ID			G0081					G0081					G0081					G0081					G0081					G0081					G0081				
METHOD	Maximum	Detection	SW846 M8330					SW846 M8330					SW846 M8330					SW846 M8330					SW846 M8330					SW846 M8330					SW846 M8330				
COLLECT DATE	Detection	Frequency	5/13/2022					5/20/2021					6/2/2020					6/9/2019					3/21/2018					3/30/2017					8/16/2016				
			Result	Qual	DL	LOD	LOQ	Result	Qual	DL	LOD	LOQ	Result	Qual	DL	LOD	LOQ	Result	Qual	DL	LOD	LOQ	Result	Qual	DL	LOD	LOQ	Result	Qual	DL	LOD	LOQ	Result	DL	LOD	LOQ	Qual
EXPLOSIVES (µg/L)																																				
1,3,5-Trinitrobenzene	110 J	12 / 14	0.36		0.086	0.2	0.21	<	U	0.079	0.19	0.2	0.27		0.089	0.21	0.22	0.85	J	0.2	0.4	0.99	<	U	0.032	0.1	0.16	14	J	0.32	1	1.6	21	0.22	0.43	1.1	
1,3-Dinitrobenzene	-	0 / 14	<	U	0.038	0.1	0.11	<	U	0.035	0.094	0.1	<	U	0.039	0.11	0.12	<	U	0.088	0.2	0.4	<	U	0.052	0.1	0.16	<	UJ	0.052	0.1	0.16	<	0.095	0.22	0.43	U
2,4,6-Trinitrotoluene	43	10 / 14	<	U	0.046	0.1	0.11	<	U	0.043	0.094	0.1	<	U	0.047	0.11	0.12	0.59	J	0.16	0.4	0.4	1		0.052	0.1	0.16	2.4	J	0.052	0.1	0.16	<	0.078	0.22	0.43	U
2,4-Dinitrotoluene	0.18 J	3 / 14	<	U	0.028	0.082	0.1	<	U	0.026	0.076	0.094	<	U	0.029	0.084	0.11	<	U	0.083	0.2	0.4	<	U	0.052	0.1	0.14	0.063	J	0.052	0.1	0.14	<	0.09	0.22	0.43	U
2,6-Dinitrotoluene	-	0 / 14	<	U	0.041	0.082	0.1	<	U	0.038	0.076	0.094	<	U	0.042	0.084	0.11	<	U	0.064	0.2	0.2	<	U	0.052	0.1	0.14	<	UJ	0.052	0.1	0.14	<	0.069	0.22	0.22	U
2-Amino-4,6-dinitrotoluene	3.9	12 / 14	<	U	0.052	0.1	0.11	0.082	J	0.048	0.094	0.1	<	U	0.054	0.11	0.12	0.25		0.05	0.12	0.2	0.48		0.031	0.1	0.16	1.6	J	0.031	0.1	0.16	2.9	0.055	0.13	0.22	
2-Nitrotoluene	-	0 / 14	<	U	0.087	0.2	0.21	<	U	0.081	0.19	0.2	<	U	0.09	0.21	0.22	<	UJ	0.085	0.2	0.4	<	U	0.092	0.21	0.52	<	UJ	0.092	0.21	0.52	<	0.092	0.22	0.43	U
3-Nitrotoluene	-	0 / 14	<	U	0.2	0.41	0.41	<	U	0.18	0.38	0.38	<	U	0.21	0.42	0.42	<	UJ	0.19	0.4	0.4	<	U	0.059	0.21	0.52	<	UJ	0.059	0.21	0.52	<	0.09	0.22	0.43	U
4-Amino-2,6-dinitrotoluene	2.9 J	10 / 14	<	U	0.059	0.12	0.15	<	U	0.055	0.11	0.14	<	U	0.061	0.13	0.16	<	U	0.057	0.12	0.2	0.48		0.052	0.1	0.16	1	J	0.052	0.1	0.16	2.6	0.062	0.13	0.22	
4-Nitrotoluene		0 / 14	<	U	0.1	0.41	0.42	<	U	0.094	0.38	0.39	<	U	0.11	0.42	0.43	<	UJ	0.2	0.4	0.99	<	U	0.092	0.21	0.52	<	UJ	0.092	0.21	0.52	<	0.22	0.43	1.1	U
HMX	1.8	8 / 14	<	U	0.089	0.2	0.21	0.42		0.083	0.19	0.2	<	U	0.092	0.21	0.22	<	U	0.087	0.2	0.4	0.041	J	0.029	0.1	0.16	0.44	J	0.037	0.1	0.16	<	0.094	0.22	0.43	U
MNX	0.39 J	2 / 14	<	U	0.16	0.41	2	<	U	0.15	0.38	1.9	<	U	0.16	0.42	2.1	<	U	0.15	0.4	2	<	U	0.038	0.1	0.52	<	UJ	0.029	0.1	0.52	<	0.39	0.39	2.2	U
Nitrobenzene	-	0 / 14	<	U	0.093	0.2	0.21	<	U	0.086	0.19	0.2	<	U	0.096	0.21	0.22	<	U	0.09	0.2	0.4	<	U	0.052	0.1	0.16	<	UJ	0.052	0.1	0.16	<	0.098	0.22	0.43	U
RDX	3.3	11 / 14	<	U	0.053	0.2	0.21	0.3		0.049	0.19	0.2	<	U	0.054	0.21	0.22	<	U	0.16	0.4	0.4	0.29	J	0.038	0.1	0.16	0.42	J	0.037	0.1	0.16	0.5	0.056	0.13	0.22	J
Tetryl	-	0 / 14	<	U	0.032	0.1	0.11	<	U	0.03	0.094	0.1	<	U	0.034	0.11	0.12	<	U	0.078	0.2	0.24	<	U	0.052	0.1	0.16	<	UJ	0.052	0.1	0.16	<	0.085	0.22	0.26	U

Notes:
< = less than reporting limit
µg/L = micrograms per liter
HMX = octahydro-1,3,5,7-tetranitro-1,3,5,7-tetrazocine
ID = identification number
J = estimated
LOQ = limit of quantifications
MNX = mono-nitroso-RDX
NA = not analyzed
NRL = no reporting limit
Qual = qualifier
RDX = hexahydro-1,3,5-trinitro-1,3,5-triazine
RL = reporting limit
U = nondetect

TABLE E.1.1-44
CORNHUSKER ARMY AMMUNITION PLANT
WELL G0081-EXPLOSIVES

FIELD ID			G0081					G0081			G0081			G0081			G0081			G0081			G0081			G0081		
METHOD	Maximum	Detection	SW846 M8330					SW846 M8330			SW846 M8330			SW846 M8330			SW846 M8330			SW846 M8330			SW846 M8330			SW846 M8330		
COLLECT DATE	Detection	Frequency	8/17/2015					8/19/2014			3/14/2013			3/12/2012			3/15/2011			3/15/2010			3/17/2009					
			Result	DL	LOD	LOQ	Qual	Result	LOQ	Qual	Result	RL	Qual	Result	RL	Qual	Result	RL	Qual	Result	RL	Qual	Result	RL	Qual			
EXPLOSIVES (µg/L)																												
1,3,5-Trinitrobenzene	110 J	12 / 14	23	0.21	0.42	1.1		39	1	J	72.3	0.8	J	72.4	1.6		76.9	0.8		110	10	J	91	2.4				
1,3-Dinitrobenzene	-	0 / 14	<	0.093	0.21	0.42	U	<	0.4	U	<	0.8	U	<	0.8	U	<	0.8	U	<	0.4	U	<	0.48	U			
2,4,6-Trinitrotoluene	43	10 / 14	5.6	0.076	0.21	0.42		9.9	0.4	J	12.7	0.8	J	16.9	0.8	J	20.7	0.8		36	4	J	43	0.48				
2,4-Dinitrotoluene	0.18 J	3 / 14	<	0.088	0.21	0.42	U	0.085	0.4	J	<	0.8	U	<	0.8	U	<	0.8	U	0.18	0.4	J	<	0.48	U			
2,6-Dinitrotoluene	-	0 / 14	<	0.068	0.21	0.21	U	<	0.2	U	<	0.8	U	<	0.8	U	<	0.8	U	<	0.2	U	<	0.48	U			
2-Amino-4,6-dinitrotoluene	3.9	12 / 14	2.4	0.053	0.13	0.21		2.7	0.2	J	2.8	0.8	J	2.3	0.8		2.1	0.8		3.9	0.2	J	3.9	0.48				
2-Nitrotoluene	-	0 / 14	<	0.090	0.21	0.42	U	<	0.4	U	<	0.8	U	<	0.8	U	<	0.8	U	<	0.4	U	<	0.48	U			
3-Nitrotoluene	-	0 / 14	<	0.088	0.21	0.42	U	<	0.4	U	<	0.8	U	<	0.8	U	<	0.8	U	<	0.4	U	<	0.48	U			
4-Amino-2,6-dinitrotoluene	2.9 J	10 / 14	2.7	0.061	0.13	0.21		2.9	0.2	J	2.5	1.4	J	2.5	1.4		1.7	0.8		2.4	0.2	J	2.8	0.48				
4-Nitrotoluene		0 / 14	<	0.21	0.42	1.1	U	<	0.99	U	<	0.8	U	<	0.8	U	<	0.8	U	<	1	U	<	0.48	U			
HMX	1.8	8 / 14	<	0.092	0.21	0.42	U	<	0.4	U	0.79	0.8	J	0.71	0.8	J	0.61	0.8	J	1.4	0.4	J	1.8	0.48				
MNX	0.39 J	2 / 14	<	0.38	0.38	2.1	U	0.39	2	J	<	0.8	U	<	0.8	UJ	<	0.8	U	0.35	2		<	0.48	U			
Nitrobenzene	-	0 / 14	<	0.096	0.21	0.42	U	<	0.4	U	<	0.8	U	<	0.8	U	<	0.8	U	<	0.4	U	<	0.48	U			
RDX	3.3	11 / 14	0.83	0.055	0.13	0.21		1.2	0.2	J	0.94	0.8	J	1.2	0.8		1.4	0.8		1.3	0.2	J	3.3	0.48				
Tetryl	-	0 / 14	<	0.083	0.21	0.25	U	<	0.24	UJ	<	1.6	U	<	0.8	UJ	<	0.8	U	<	0.24	U	<	0.48	U			

Notes:
< = less than reporting limit
µg/L = micrograms per liter
HMX = octahydro-1,3,5,7-tetranitro-1,3,5,7-tetrazocine
ID = identification number
J = estimated
LOQ = limit of quantifications
MNX = mono-nitroso-RDX
NA = not analyzed
NRL = no reporting limit
Qual = qualifier
RDX = hexahydro-1,3,5-trinitro-1,3,5-triazine
RL = reporting limit
U = nondetect

TABLE E.1.1-45
CORNHUSKER ARMY AMMUNITION PLANT
WELL G0082-EXPLOSIVES

FIELD ID			G0082					G0082				G0082					G0082					G0082					G0082					G0082				
METHOD	Maximum	Detection	SW846 M8330					SW846 M8330				SW846 M8330					SW846 M8330					SW846 M8330					SW846 M8330					SW846 M8330				
COLLECT DATE	Detection	Frequency	5/11/2022					5/20/2021				6/2/2020					6/9/2019					3/22/2018					3/31/2017					8/12/2016				
			Result	Qual	DL	LOD	LOQ	Result	Qual	DL	LOD	LOQ	Result	Qual	DL	LOD	LOQ	Result	Qual	DL	LOD	LOQ	Result	Qual	DL	LOD	LOQ	Result	Qual	DL	LOD	LOQ	Result	DL	LOD	LOQ	Qual
EXPLOSIVES (µg/L)																																				
1,3,5-Trinitrobenzene	0.52 J	7 / 14	<	U	0.085	0.2	0.21	3.9		0.08	0.19	0.2	<	U	0.097	0.23	0.24	<	U	0.2	0.39	0.98	0.056	J	0.032	0.1	0.16	<	U	0.033	0.11	0.16	0.23	0.22	0.44	1.1	J
1,3-Dinitrobenzene	-	0 / 14	<	U	0.037	0.1	0.11	<	U	0.035	0.095	0.1	<	U	0.042	0.12	0.13	<	U	0.087	0.2	0.39	<	U	0.052	0.1	0.16	<	U	0.054	0.11	0.16	<	0.098	0.22	0.44	U
2,4,6-Trinitrotoluene	1.4	9 / 14	<	U	0.046	0.1	0.11	0.73		0.043	0.095	0.1	<	U	0.052	0.12	0.13	<	U	0.16	0.39	0.39	<	U	0.052	0.1	0.16	0.11	J	0.054	0.11	0.16	<	0.08	0.22	0.44	U
2,4-Dinitrotoluene	-	0 / 14	<	U	0.028	0.081	0.1	<	U	0.026	0.076	0.095	<	U	0.032	0.092	0.12	<	U	0.082	0.2	0.39	<	U	0.052	0.1	0.13	<	U	0.054	0.11	0.14	<	0.093	0.22	0.44	U
2,6-Dinitrotoluene	-	0 / 14	<	U	0.041	0.081	0.1	<	U	0.038	0.076	0.095	<	U	0.046	0.092	0.12	<	U	0.063	0.2	0.2	<	U	0.052	0.1	0.13	<	U	0.054	0.11	0.14	<	0.071	0.22	0.22	U
2-Amino-4,6-dinitrotoluene	1.3	13 / 14	0.076	J	0.051	0.1	0.11	0.55		0.048	0.095	0.1	0.098	J	0.058	0.12	0.13	0.22		0.05	0.12	0.2	0.68		0.031	0.1	0.16	<	U	0.032	0.11	0.16	1	0.056	0.13	0.22	
2-Nitrotoluene	-	0 / 14	<	U	0.087	0.2	0.21	<	U	0.082	0.19	0.2	<	U	0.098	0.23	0.24	<	UJ	0.084	0.2	0.39	<	U	0.091	0.21	0.52	<	U	0.095	0.22	0.54	<	0.095	0.22	0.44	U
3-Nitrotoluene	-	0 / 14	<	U	0.2	0.41	0.41	<	U	0.19	0.38	0.38	<	U	0.22	0.46	0.46	<	UJ	0.19	0.39	0.39	<	U	0.059	0.21	0.52	<	U	0.061	0.22	0.54	<	0.092	0.22	0.44	U
4-Amino-2,6-dinitrotoluene	2	13 / 14	0.088	J	0.058	0.12	0.15	0.88		0.055	0.11	0.14	<	U	0.066	0.14	0.17	0.1	J	0.056	0.12	0.2	0.56		0.052	0.1	0.16	0.52		0.054	0.11	0.16	1.3	0.064	0.13	0.22	
4-Nitrotoluene	-	0 / 14	<	U	0.1	0.41	0.42	<	U	0.095	0.38	0.39	<	U	0.12	0.46	0.47	<	UJ	0.2	0.39	0.98	<	U	0.091	0.21	0.52	<	U	0.095	0.22	0.54	<	0.22	0.44	1.1	U
HMX	4	11 / 14	<	U	0.089	0.2	0.21	<	U	0.084	0.19	0.2	<	U	0.1	0.23	0.24	0.43	J	0.086	0.2	0.39	1.4		0.029	0.1	0.16	2.7		0.039	0.11	0.16	1.1	0.097	0.22	0.44	J
MNX	0.089 J	1 / 14	<	U	0.16	0.41	2	<	U	0.15	0.38	1.9	<	U	0.18	0.46	2.3	<	U	0.15	0.39	2	<	U	0.037	0.1	0.52	0.089	J	0.03	0.11	0.54	<	0.4	0.4	2.2	U
Nitrobenzene	-	0 / 14	<	U	0.092	0.2	0.21	<	U	0.087	0.19	0.2	<	U	0.1	0.23	0.24	<	U	0.089	0.2	0.39	<	U	0.052	0.1	0.16	<	U	0.054	0.11	0.16	<	0.1	0.22	0.44	U
RDX	16	14 / 14	0.45		0.052	0.2	0.21	0.43	J	0.049	0.19	0.2	0.68	J	0.059	0.23	0.24	0.34	J	0.15	0.39	0.39	1.7		0.037	0.1	0.16	5.4		0.039	0.11	0.16	2.7	0.058	0.13	0.22	
Tetryl	-	0 / 14	<	U	0.032	0.1	0.11	<	U	0.03	0.095	0.1	<	U	0.037	0.12	0.13	<	U	0.077	0.2	0.23	<	U	0.052	0.1	0.16	<	U	0.054	0.11	0.16	<	0.088	0.22	0.27	U

Notes:
< = less than reporting limit
µg/L = micrograms per liter
HMX = octahydro-1,3,5,7-tetranitro-1,3,5,7-tetrazocine
ID = identification number
J = estimated
LOQ = limit of quantifications
MNX = mono-nitroso-RDX
NA = not analyzed
NRL = no reporting limit
Qual = qualifier
RDX = hexahydro-1,3,5-trinitro-1,3,5-triazine
RL = reporting limit
U = nondetect

TABLE E.1.1-45
CORNHUSKER ARMY AMMUNITION PLANT
WELL G0082-EXPLOSIVES

FIELD ID			G0082					G0082			G0082			G0082			G0082			G0082			G0082			G0082		
METHOD	Maximum	Detection	SW846 M8330					SW846 M8330			SW846 M8330			SW846 M8330			SW846 M8330			SW846 M8330			SW846 M8330			SW846 M8330		
COLLECT DATE	Detection	Frequency	8/17/2015					8/19/2014			3/14/2013			3/12/2012			3/15/2011			3/15/2010			3/17/2009					
			Result	DL	LOD	LOQ	Qual	Result	LOQ	Qual	Result	RL	Qual	Result	RL	Qual	Result	RL	Qual	Result	RL	Qual	Result	RL	Qual			
EXPLOSIVES (µg/L)																												
1,3,5-Trinitrobenzene	0.52 J	7 / 14	0.52	0.21	0.42	1.1	J	0.42	1	J	0.3	0.8	J	<	0.8	U	0.39	0.8	J	<	1	U	<	0.48	U			
1,3-Dinitrobenzene	-	0 / 14	<	0.093	0.21	0.42	U	<	0.4	U	<	0.8	U	<	0.8	U	<	0.8	U	<	0.4	U	<	0.48	U			
2,4,6-Trinitrotoluene	1.4	9 / 14	0.5	0.076	0.21	0.42	J	0.47	0.4		0.64	0.8	J	1.1	0.8	J	1.4	0.8		1.1	0.4	J	0.58	0.48			
2,4-Dinitrotoluene	-	0 / 14	<	0.088	0.21	0.42	UJ	<	0.4	U	<	0.8	U	<	0.8	U	<	0.8	U	<	0.4	U	<	0.48	U			
2,6-Dinitrotoluene	-	0 / 14	<	0.068	0.21	0.21	UJ	<	0.2	U	<	0.8	U	<	0.8	U	<	0.8	U	<	0.2	U	<	0.48	U			
2-Amino-4,6-dinitrotoluene	1.3	13 / 14	0.94	0.053	0.13	0.21	J	0.70	0.2		1.1	0.8	J	0.94	0.8		1	0.8		1.3	0.2	J	1.3	0.48			
2-Nitrotoluene	-	0 / 14	<	0.090	0.21	0.42	UJ	<	0.4	U	<	0.8	U	<	0.8	U	<	0.8	U	<	0.4	U	<	0.48	U			
3-Nitrotoluene	-	0 / 14	<	0.088	0.21	0.42	UJ	<	0.4	U	<	0.8	U	<	0.8	U	<	0.8	U	<	0.4	U	<	0.48	U			
4-Amino-2,6-dinitrotoluene	2	13 / 14	1.2	0.061	0.13	0.21	J	0.82	0.2		1.5	1.4	J	1.2	1.4	J	1.4	0.8		1.2	0.2	J	2	0.48			
4-Nitrotoluene	-	0 / 14	<	0.21	0.42	1.1	UJ	<	0.99	U	<	0.8	U	<	0.8	U	<	0.8	U	<	1	U	<	0.48	U			
HMX	4	11 / 14	1.4	0.092	0.21	0.42	J	1.3	0.4		2.4	0.8	J	1.1	0.8		1	0.8		2	0.4	J	4	0.48			
MNX	0.089 J	1 / 14	<	0.38	0.38	2.1	U	<	2	U	<	0.8	U	<	0.8	UJ	<	0.8	U	<	2	U	<	0.48	U			
Nitrobenzene	-	0 / 14	<	0.096	0.21	0.42	UJ	<	0.4	U	<	0.8	U	<	0.8	U	<	0.8	U	<	0.4	U	<	0.48	U			
RDX	16	14 / 14	4.5	0.055	0.13	0.21	J	4.5	0.2		7.6	0.8	J	3.3	0.8		3.1	0.8		6	0.2	J	16	0.48			
Tetryl	-	0 / 14	<	0.083	0.21	0.25	UJ	<	0.24	U	<	1.6	U	<	0.8	UJ	<	0.8	U	<	0.24	U	<	0.48	U			

Notes:
< = less than reporting limit
µg/L = micrograms per liter
HMX = octahydro-1,3,5,7-tetranitro-1,3,5,7-tetrazocine
ID = identification number
J = estimated
LOQ = limit of quantifications
MNX = mono-nitroso-RDX
NA = not analyzed
NRL = no reporting limit
Qual = qualifier
RDX = hexahydro-1,3,5-trinitro-1,3,5-triazine
RL = reporting limit
U = nondetect

TABLE E.1.1-46
CORNHUSKER ARMY AMMUNITION PLANT
WELL G0083-EXPLOSIVES

FIELD ID			G0083					G0083					G0083					G0083					G0083					G0083					G0083				
METHOD	Maximum	Detection	SW846 M8330					SW846 M8330					SW846 M8330					SW846 M8330					SW846 M8330					SW846 M8330					SW846 M8330				
COLLECT DATE	Detection	Frequency	5/11/2022					5/21/2021					6/14/2020					6/8/2019					3/22/2018					3/30/2017					8/16/2016				
			Result	Qual	DL	LOD	LOQ	Result	Qual	DL	LOD	LOQ	Result	Qual	DL	LOD	LOQ	Result	Qual	DL	LOD	LOQ	Result	Qual	DL	LOD	LOQ	Result	Qual	DL	LOD	LOQ	Result	DL	LOD	LOQ	Qual
EXPLOSIVES (µg/L)																																				
1,3,5-Trinitrobenzene	0.051 J	1 / 14	<	U	0.083	0.2	0.21	<	U	0.084	0.2	0.21	<	U	0.088	0.21	0.22	<	U	0.2	0.39	0.98	0.051	J	0.032	0.1	0.16	<	U	0.032	0.1	0.15	<	0.22	0.44	1.1	U
1,3-Dinitrobenzene	-	0 / 14	<	U	0.036	0.099	0.11	<	U	0.037	0.1	0.11	<	U	0.039	0.1	0.12	<	U	0.087	0.2	0.39	<	U	0.052	0.1	0.16	<	UJ	0.051	0.1	0.15	<	0.097	0.22	0.44	U
2,4,6-Trinitrotoluene	0.12 J	1 / 14	<	U	0.044	0.099	0.11	<	U	0.045	0.1	0.11	<	U	0.047	0.1	0.12	<	U	0.16	0.39	0.39	<	U	0.052	0.1	0.16	<	UJ	0.051	0.1	0.15	<	0.079	0.22	0.44	U
2,4-Dinitrotoluene	-	0 / 14	<	U	0.027	0.079	0.099	<	U	0.027	0.08	0.1	<	U	0.029	0.084	0.1	<	U	0.082	0.2	0.39	<	U	0.052	0.1	0.14	<	UJ	0.051	0.1	0.13	<	0.092	0.22	0.44	U
2,6-Dinitrotoluene	-	0 / 14	<	U	0.04	0.079	0.099	<	U	0.04	0.08	0.1	<	U	0.042	0.084	0.1	<	U	0.063	0.2	0.2	<	U	0.052	0.1	0.14	<	UJ	0.051	0.1	0.13	<	0.071	0.22	0.22	U
2-Amino-4,6-dinitrotoluene	0.24	1 / 14	<	U	0.05	0.099	0.11	<	UJ	0.051	0.1	0.11	<	U	0.053	0.1	0.12	<	U	0.05	0.12	0.2	<	U	0.031	0.1	0.16	<	UJ	0.031	0.1	0.15	<	0.056	0.13	0.22	U
2-Nitrotoluene	-	0 / 14	<	U	0.084	0.2	0.21	<	UJ	0.085	0.2	0.21	<	U	0.09	0.21	0.22	<	UJ	0.084	0.2	0.39	<	U	0.092	0.21	0.52	<	UJ	0.091	0.21	0.51	<	0.094	0.22	0.44	U
3-Nitrotoluene	-	0 / 14	<	U	0.19	0.39	0.39	<	UJ	0.19	0.4	0.4	<	U	0.2	0.42	0.42	<	UJ	0.19	0.39	0.39	<	U	0.06	0.21	0.52	<	UJ	0.059	0.21	0.51	<	0.091	0.22	0.44	U
4-Amino-2,6-dinitrotoluene	0.098 J	1 / 14	<	U	0.057	0.12	0.15	<	UJ	0.058	0.12	0.15	<	U	0.06	0.13	0.16	<	U	0.057	0.12	0.2	<	U	0.052	0.1	0.16	<	UJ	0.051	0.1	0.15	<	0.063	0.13	0.22	U
4-Nitrotoluene	-	0 / 14	<	U	0.099	0.39	0.4	<	UJ	0.1	0.4	0.41	<	U	0.1	0.42	0.43	<	UJ	0.2	0.39	0.98	<	U	0.092	0.21	0.52	<	UJ	0.091	0.21	0.51	<	0.22	0.44	1.1	U
HMX	0.99	2 / 14	<	U	0.086	0.2	0.21	<	U	0.087	0.2	0.21	<	U	0.16	0.42	2.1	<	U	0.15	0.39	2	<	U	0.038	0.1	0.52	<	UJ	0.029	0.1	0.51	<	0.39	0.39	2.2	U
MNX	0.66	5 / 14	<	U	0.15	0.39	2	<	U	0.15	0.4	2	<	U	0.092	0.21	0.22	<	U	0.086	0.2	0.39	0.19		0.029	0.1	0.16	0.32	J	0.037	0.1	0.15	<	0.096	0.22	0.44	U
Nitrobenzene	-	0 / 14	<	U	0.09	0.2	0.21	<	U	0.091	0.2	0.21	<	U	0.095	0.21	0.22	<	U	0.089	0.2	0.39	<	U	0.052	0.1	0.16	<	UJ	0.051	0.1	0.15	<	0.1	0.22	0.44	U
RDX	0.91	2 / 14	<	U	0.051	0.2	0.21	<	U	0.051	0.2	0.21	<	U	0.054	0.21	0.22	<	U	0.16	0.39	0.39	<	U	0.038	0.1	0.16	<	UJ	0.037	0.1	0.15	<	0.057	0.13	0.22	U
Tetryl	-	0 / 14	<	U	0.031	0.099	0.11	<	U	0.032	0.1	0.11	<	U	0.033	0.1	0.12	<	U	0.078	0.2	0.24	<	U	0.052	0.1	0.16	<	UJ	0.051	0.1	0.15	<	0.087	0.22	0.26	U

Notes:
< = less than reporting limit
µg/L = micrograms per liter
HMX = octahydro-1,3,5,7-tetranitro-1,3,5,7-tetrazocine
ID = identification number
J = estimated
LOQ = limit of quantifications
MNX = mono-nitroso-RDX
NA = not analyzed
NRL = no reporting limit
Qual = qualifier
RDX = hexahydro-1,3,5-trinitro-1,3,5-triazine
RL = reporting limit
U = nondetect

TABLE E.1.1-46
CORNHUSKER ARMY AMMUNITION PLANT
WELL G0083-EXPLOSIVES

FIELD ID			G0083					G0083			G0083			G0083			G0083			G0083			G0083			G0083		
METHOD	Maximum	Detection	SW846 M8330					SW846 M8330			SW846 M8330			SW846 M8330			SW846 M8330			SW846 M8330			SW846 M8330			SW846 M8330		
COLLECT DATE	Detection	Frequency	8/12/2015					8/8/2014			3/14/2013			3/13/2012			3/15/2011			3/17/2010			3/18/2009					
			Result	DL	LOD	LOQ	Qual	Result	LOQ	Qual	Result	RL	Qual	Result	RL	Qual	Result	RL	Qual	Result	RL	Qual	Result	RL	Qual			
EXPLOSIVES (µg/L)																												
1,3,5-Trinitrobenzene	0.051 J	1 / 14	<	0.21	0.42	1.1	U	<	1	U	<	0.8	U	<	0.8	U	<	0.8	U	<	1	U	<	0.48	U			
1,3-Dinitrobenzene	-	0 / 14	<	0.093	0.21	0.42	U	<	0.4	U	<	0.8	U	<	0.8	U	<	0.8	U	<	0.4	U	<	0.48	U			
2,4,6-Trinitrotoluene	0.12 J	1 / 14	<	0.076	0.21	0.42	U	<	0.4	U	<	0.8	U	<	0.8	U	<	0.8	U	0.12	0.4	J	<	0.48	U			
2,4-Dinitrotoluene	-	0 / 14	<	0.088	0.21	0.42	U	<	0.4	U	<	0.8	U	<	0.8	U	<	0.8	U	<	0.4	U	<	0.48	U			
2,6-Dinitrotoluene	-	0 / 14	<	0.068	0.21	0.21	U	<	0.2	U	<	0.8	U	<	0.8	U	<	0.8	U	<	0.2	U	<	0.48	U			
2-Amino-4,6-dinitrotoluene	0.24	1 / 14	<	0.053	0.13	0.21	U	<	0.2	U	<	0.8	U	<	0.8	U	<	0.8	U	0.24	0.2		<	0.48	U			
2-Nitrotoluene	-	0 / 14	<	0.090	0.21	0.42	U	<	0.4	U	<	0.8	U	<	0.8	U	<	0.8	U	<	0.4	U	<	0.48	U			
3-Nitrotoluene	-	0 / 14	<	0.088	0.21	0.42	U	<	0.4	U	<	0.8	U	<	0.8	U	<	0.8	U	<	0.4	U	<	0.48	U			
4-Amino-2,6-dinitrotoluene	0.098 J	1 / 14	<	0.061	0.13	0.21	U	<	0.2	U	<	1.4	U	<	1.4	U	<	0.8	U	0.098	0.2	J	<	0.48	U			
4-Nitrotoluene	-	0 / 14	<	0.21	0.42	1.1	U	<	0.99	U	<	0.8	U	<	0.8	U	<	0.8	U	<	1	U	<	0.48	U			
HMX	0.99	2 / 14	<	0.38	0.38	2.1	U	<	2	U	0.2	0.8	U	<	0.8	U	<	0.8	U	<	2	U	0.99	0.48				
MNX	0.66	5 / 14	<	0.092	0.21	0.42	U	<	0.4	J	<	0.8	J	0.41	0.8	J	0.33	0.8	J	0.66	0.4		<	0.48	U			
Nitrobenzene	-	0 / 14	<	0.096	0.21	0.42	U	<	0.4	U	<	0.8	U	<	0.8	U	<	0.8	U	<	0.4	U	<	0.48	U			
RDX	0.91	2 / 14	<	0.055	0.13	0.21	U	<	0.2	U	<	0.8	U	<	0.8	U	<	0.8	U	0.18	0.2	J	0.91	0.48				
Tetryl	-	0 / 14	<	0.083	0.21	0.25	U	<	0.24	U	<	1.6	U	<	0.8	U	<	0.8	U	<	0.24	U	<	0.48	U			

Notes:
< = less than reporting limit
µg/L = micrograms per liter
HMX = octahydro-1,3,5,7-tetranitro-1,3,5,7-tetrazocine
ID = identification number
J = estimated
LOQ = limit of quantifications
MNX = mono-nitroso-RDX
NA = not analyzed
NRL = no reporting limit
Qual = qualifier
RDX = hexahydro-1,3,5-trinitro-1,3,5-triazine
RL = reporting limit
U = nondetect

TABLE E.1.1-47
CORNHUSKER ARMY AMMUNITION PLANT
WELL G0084-EXPLOSIVES

FIELD ID			G0084					G0084					G0084					G0084					G0084					G0084					G0084				
METHOD	Maximum	Detection	SW846 M8330					SW846 M8330					SW846 M8330					SW846 M8330					SW846 M8330					SW846 M8330					SW846 M8330				
COLLECT DATE	Detection	Frequency	5/15/2022					5/24/2021					6/13/2020					6/8/2019					3/20/2018					3/28/2017					8/9/2016				
			Result	Qual	DL	LOD	LOQ	Result	Qual	DL	LOD	LOQ	Result	Qual	DL	LOD	LOQ	Result	Qual	DL	LOD	LOQ	Result	Qual	DL	LOD	LOQ	Result	Qual	DL	LOD	LOQ	Result	DL	LOD	LOQ	Qual
EXPLOSIVES (µg/L)																																				
1,3,5-Trinitrobenzene	-	0 / 14	<	U	0.086	0.2	0.21	<	U	0.084	0.2	0.21	<	U	0.09	0.21	0.22	<	U	0.21	0.41	1	<	U	0.033	0.11	0.16	<	UJ	0.033	0.11	0.16	<	0.23	0.46	1.1	U
1,3-Dinitrobenzene	-	0 / 14	<	U	0.038	0.1	0.11	<	U	0.037	0.1	0.11	<	U	0.039	0.11	0.12	<	U	0.091	0.21	0.41	<	U	0.053	0.11	0.16	<	UJ	0.053	0.11	0.16	<	0.1	0.23	0.46	U
2,4,6-Trinitrotoluene	-	0 / 14	<	U	0.046	0.1	0.11	<	U	0.045	0.1	0.11	<	U	0.048	0.11	0.12	<	U	0.16	0.41	0.41	<	U	0.053	0.11	0.16	<	UJ	0.053	0.11	0.16	<	0.082	0.23	0.46	U
2,4-Dinitrotoluene	0.13 J	1 / 14	<	U	0.028	0.081	0.1	<	U	0.027	0.08	0.1	<	U	0.029	0.085	0.11	<	U	0.086	0.21	0.41	<	U	0.053	0.11	0.14	<	UJ	0.053	0.11	0.14	0.13	0.095	0.23	0.46	J
2,6-Dinitrotoluene	-	0 / 14	<	U	0.041	0.081	0.1	<	U	0.04	0.08	0.1	<	U	0.043	0.085	0.11	<	U	0.066	0.21	0.21	<	U	0.053	0.11	0.14	<	UJ	0.053	0.11	0.14	<	0.073	0.23	0.23	U
2-Amino-4,6-dinitrotoluene	2.7	7 / 14	<	U	0.052	0.1	0.11	<	U	0.051	0.1	0.11	<	U	0.054	0.11	0.12	<	U	0.052	0.12	0.21	<	U	0.032	0.11	0.16	<	UJ	0.032	0.11	0.16	0.56	0.058	0.14	0.23	J
2-Nitrotoluene	-	0 / 14	<	U	0.087	0.2	0.21	<	UJ	0.085	0.2	0.21	<	U	0.091	0.21	0.22	<	UJ	0.088	0.21	0.41	<	U	0.093	0.21	0.53	<	UJ	0.093	0.21	0.53	<	0.097	0.23	0.46	U
3-Nitrotoluene	-	0 / 14	<	U	0.2	0.41	0.41	<	UJ	0.19	0.4	0.4	<	U	0.21	0.43	0.43	<	UJ	0.2	0.41	0.41	<	U	0.06	0.21	0.53	<	UJ	0.06	0.21	0.53	<	0.095	0.23	0.46	U
4-Amino-2,6-dinitrotoluene	1.9	6 / 14	<	U	0.059	0.12	0.15	<	U	0.058	0.12	0.15	<	U	0.062	0.13	0.16	<	U	0.059	0.12	0.21	<	U	0.053	0.11	0.16	<	UJ	0.053	0.11	0.16	<	0.066	0.14	0.23	U
4-Nitrotoluene	-	0 / 14	<	U	0.1	0.41	0.42	<	UJ	0.1	0.4	0.41	<	U	0.11	0.43	0.44	<	UJ	0.21	0.41	1	<	U	0.093	0.21	0.53	<	UJ	0.093	0.21	0.53	<	0.23	0.46	1.1	U
HMX	12	10 / 14	<	U	0.089	0.2	0.21	<	U	0.087	0.2	0.21	<	U	0.093	0.21	0.22	0.55	J	0.09	0.21	0.41	2.9	J	0.03	0.11	0.16	4.7	J	0.038	0.11	0.16	<	0.1	0.23	0.46	U
MNX	0.67 J	5 / 14	<	U	0.16	0.41	2	<	U	0.15	0.4	2	<	U	0.16	0.43	2.1	<	U	0.16	0.41	2.1	<	U	0.038	0.11	0.53	<	UJ	0.03	0.11	0.53	<	0.41	0.41	2.3	U
Nitrobenzene	-	0 / 14	<	U	0.093	0.2	0.21	<	U	0.091	0.2	0.21	<	U	0.097	0.21	0.22	<	U	0.093	0.21	0.41	<	U	0.053	0.11	0.16	<	UJ	0.053	0.11	0.16	<	0.1	0.23	0.46	U
RDX	47	9 / 14	<	U	0.052	0.2	0.21	<	U	0.051	0.2	0.21	<	U	0.055	0.21	0.22	<	U	0.16	0.41	0.41	0.18	J	0.038	0.11	0.16	2.1	J	0.038	0.11	0.16	<	0.06	0.14	0.23	U
Tetryl	-	0 / 14	<	U	0.032	0.1	0.11	<	U	0.032	0.1	0.11	<	U	0.034	0.11	0.12	<	U	0.081	0.21	0.25	<	U	0.053	0.11	0.16	<	UJ	0.053	0.11	0.16	<	0.09	0.23	0.27	U

Notes:
< = less than reporting limit
µg/L = micrograms per liter
HMX = octahydro-1,3,5,7-tetranitro-1,3,5,7-tetrazocine
ID = identification number
J = estimated
LOQ = limit of quantifications
MNX = mono-nitroso-RDX
NA = not analyzed
NRL = no reporting limit
Qual = qualifier
RDX = hexahydro-1,3,5-trinitro-1,3,5-triazine
RL = reporting limit
U = nondetect

TABLE E.1.1-47
CORNHUSKER ARMY AMMUNITION PLANT
WELL G0084-EXPLOSIVES

FIELD ID			G0084					G0084			G0084			G0084			G0084			G0084			G0084			G0084		
METHOD	Maximum	Detection	SW846 M8330					SW846 M8330			SW846 M8330			SW846 M8330			SW846 M8330			SW846 M8330			SW846 M8330			SW846 M8330		
COLLECT DATE	Detection	Frequency	8/11/2015					8/18/2014			3/18/2013			3/14/2012			3/14/2011			3/17/2010			3/12/2009					
			Result	DL	LOD	LOQ	Qual	Result	LOQ	Qual	Result	RL	Qual	Result	RL	Qual	Result	RL	Qual	Result	RL	Qual	Result	RL	Qual			
EXPLOSIVES (µg/L)																												
1,3,5-Trinitrobenzene	-	0 / 14	<	0.24	0.47	1.2	U	<	1	U	<	0.8	U	<	0.8	UJ	<	0.8	U	<	1	U	<	0.48	U			
1,3-Dinitrobenzene	-	0 / 14	<	0.10	0.24	0.47	U	<	0.41	U	<	0.8	U	<	0.8	UJ	<	0.8	U	<	0.4	U	<	0.48	U			
2,4,6-Trinitrotoluene	-	0 / 14	<	0.085	0.24	0.47	U	<	0.41	U	<	0.8	U	<	0.8	UJ	<	0.8	U	<	0.4	U	<	0.48	U			
2,4-Dinitrotoluene	0.13 J	1 / 14	<	0.099	0.24	0.47	U	<	0.41	U	<	0.8	U	<	0.8	UJ	<	0.8	U	<	0.4	U	<	0.48	U			
2,6-Dinitrotoluene	-	0 / 14	<	0.076	0.24	0.24	U	<	0.21	U	<	0.8	U	<	0.8	UJ	<	0.8	U	<	0.2	U	<	0.48	U			
2-Amino-4,6-dinitrotoluene	2.7	7 / 14	<	0.060	0.14	0.24	U	0.97	0.21	J	1.8	0.8	J	1.2	0.8	J	2.4	0.8		2.7	0.2		2.3	0.48				
2-Nitrotoluene	-	0 / 14	<	0.10	0.24	0.47	U	<	0.42	UJ	<	0.8	U	<	0.8	UJ	<	0.8	U	<	0.4	U	<	0.48	U			
3-Nitrotoluene	-	0 / 14	<	0.098	0.24	0.47	U	<	0.42	UJ	<	0.8	U	<	0.8	UJ	<	0.8	U	<	0.4	U	<	0.48	U			
4-Amino-2,6-dinitrotoluene	1.9	6 / 14	<	0.068	0.14	0.24	U	0.56	0.21	J	0.97	1.4	J	0.78	1.4	J	1.3	0.8		1.4	0.2		1.9	0.48				
4-Nitrotoluene	-	0 / 14	<	0.24	0.47	1.2	U	<	1.1	UJ	<	0.8	U	<	0.8	UJ	<	0.8	U	<	1	U	<	0.48	U			
HMX	12	10 / 14	6.3	0.10	0.24	0.47	J	7.9	0.42		8.6	0.8	J	7.8	0.8	J	11.4	0.8		11	0.4		12	0.48				
MNX	0.67 J	5 / 14	<	0.42	0.42	2.4	U	<	2.2	U	0.42	0.8	J	0.25	0.8	J	0.67	0.8	J	0.59	2	J	0.51	0.48				
Nitrobenzene	-	0 / 14	<	0.11	0.24	0.47	U	<	0.41	U	<	0.8	U	<	0.8	UJ	<	0.8	U	<	0.4	U	<	0.48	U			
RDX	47	9 / 14	12	0.062	0.14	0.24		23	0.21		24.1	0.8	J	25.7	0.8	J	38.2	0.8		36	0.4		47	0.48				
Tetryl	-	0 / 14	<	0.094	0.24	0.28	U	<	0.25	U	<	1.6	U	<	0.8	UJ	<	0.8	U	<	0.24	U	<	0.48	U			

Notes:
< = less than reporting limit
µg/L = micrograms per liter
HMX = octahydro-1,3,5,7-tetranitro-1,3,5,7-tetrazocine
ID = identification number
J = estimated
LOQ = limit of quantifications
MNX = mono-nitroso-RDX
NA = not analyzed
NRL = no reporting limit
Qual = qualifier
RDX = hexahydro-1,3,5-trinitro-1,3,5-triazine
RL = reporting limit
U = nondetect

TABLE E.1.1-48
CORNHUSKER ARMY AMMUNITION PLANT
WELL G0085-EXPLOSIVES

FIELD ID			G0085					G0085					G0085					G0085					G0085					G0085					G0085				
METHOD	Maximum	Detection	SW846 M8330					SW846 M8330					SW846 M8330					SW846 M8330					SW846 M8330					SW846 M8330					SW846 M8330				
COLLECT DATE	Detection	Frequency	5/15/2022					5/19/2021					6/13/2020					6/7/2019					3/20/2018					3/28/2017					8/15/2016				
			Result	Qual	DL	LOD	LOQ	Result	Qual	DL	LOD	LOQ	Result	Qual	DL	LOD	LOQ	Result	Qual	DL	LOD	LOQ	Result	Qual	DL	LOD	LOQ	Result	Qual	DL	LOD	LOQ	Result	DL	LOD	LOQ	Qual
EXPLOSIVES (µg/L)																																				
1,3,5-Trinitrobenzene	-	0 / 14	<	U	0.088	0.21	0.22	<	U	0.084	0.2	0.21	<	U	0.09	0.21	0.22	<	U	0.21	0.41	1	<	U	0.031	0.1	0.15	<	U	0.032	0.1	0.16	<	0.23	0.46	1.1	U
1,3-Dinitrobenzene	-	0 / 14	<	U	0.039	0.11	0.12	<	U	0.037	0.1	0.11	<	U	0.04	0.11	0.12	<	U	0.092	0.21	0.41	<	U	0.051	0.1	0.15	<	U	0.052	0.1	0.16	<	0.1	0.23	0.46	U
2,4,6-Trinitrotoluene	-	0 / 14	<	U	0.047	0.11	0.12	<	U	0.045	0.1	0.11	<	U	0.048	0.11	0.12	<	U	0.17	0.41	0.41	<	U	0.051	0.1	0.15	<	U	0.052	0.1	0.16	<	0.083	0.23	0.46	U
2,4-Dinitrotoluene	-	0 / 14	<	U	0.029	0.084	0.11	<	U	0.027	0.08	0.1	<	U	0.029	0.086	0.11	<	U	0.087	0.21	0.41	<	U	0.051	0.1	0.13	<	U	0.052	0.1	0.13	<	0.096	0.23	0.46	U
2,6-Dinitrotoluene	-	0 / 14	<	U	0.042	0.084	0.11	<	U	0.04	0.08	0.1	<	U	0.043	0.086	0.11	<	U	0.067	0.21	0.21	<	U	0.051	0.1	0.13	<	U	0.052	0.1	0.13	<	0.074	0.23	0.23	U
2-Amino-4,6-dinitrotoluene	2	7 / 14	<	U	0.053	0.11	0.12	<	U	0.051	0.1	0.11	<	U	0.054	0.11	0.12	<	U	0.052	0.12	0.21	<	U	0.03	0.1	0.15	<	U	0.031	0.1	0.16	<	0.058	0.14	0.23	U
2-Nitrotoluene	-	0 / 14	<	U	0.09	0.21	0.22	<	U	0.085	0.2	0.21	<	U	0.092	0.21	0.22	<	UJ	0.088	0.21	0.41	<	U	0.089	0.2	0.51	<	U	0.091	0.21	0.52	<	0.098	0.23	0.46	U
3-Nitrotoluene	-	0 / 14	<	U	0.21	0.42	0.42	<	U	0.19	0.4	0.4	<	U	0.21	0.43	0.43	<	UJ	0.2	0.41	0.41	<	U	0.058	0.2	0.51	<	U	0.059	0.21	0.52	<	0.096	0.23	0.46	U
4-Amino-2,6-dinitrotoluene	1.1 J	5 / 14	<	U	0.061	0.13	0.16	<	U	0.058	0.12	0.15	<	U	0.062	0.13	0.16	<	UJ	0.06	0.12	0.21	<	U	0.051	0.1	0.15	<	U	0.052	0.1	0.16	<	0.066	0.14	0.23	U
4-Nitrotoluene	-	0 / 14	<	U	0.11	0.42	0.43	<	U	0.1	0.4	0.41	<	U	0.11	0.43	0.44	<	UJ	0.21	0.41	1	<	U	0.089	0.2	0.51	<	U	0.091	0.21	0.52	<	0.23	0.46	1.1	U
HMX	48	11 / 14	<	U	0.092	0.21	0.22	<	U	0.088	0.2	0.21	0.49	J	0.094	0.21	0.22	0.53		0.091	0.21	0.41	2.3	J	0.028	0.1	0.15	5.2	J	0.037	0.1	0.16	<	0.1	0.23	0.46	U
MNX	1.4 J	5 / 14	<	U	0.16	0.42	2.1	<	U	0.15	0.4	2	<	U	0.16	0.43	2.1	<	U	0.16	0.41	2.1	<	U	0.037	0.1	0.51	<	U	0.029	0.1	0.52	<	0.41	0.41	2.3	U
Nitrobenzene	-	0 / 14	<	U	0.096	0.21	0.22	<	U	0.091	0.2	0.21	<	U	0.097	0.21	0.22	<	U	0.094	0.21	0.41	<	U	0.051	0.1	0.15	<	U	0.052	0.1	0.16	<	0.1	0.23	0.46	U
RDX	37	9 / 14	<	U	0.054	0.21	0.22	<	U	0.051	0.2	0.21	<	U	0.055	0.21	0.22	<	U	0.16	0.41	0.41	<	U	0.037	0.1	0.15	1.8		0.037	0.1	0.16	1.9	0.06	0.14	0.23	J
Tetryl	0.46	1 / 14	<	U	0.033	0.11	0.12	<	U	0.032	0.1	0.11	<	U	0.034	0.11	0.12	0.46		0.082	0.21	0.25	<	U	0.051	0.1	0.15	<	U	0.052	0.1	0.16	<	0.091	0.23	0.28	U

Notes:
< = less than reporting limit
µg/L = micrograms per liter
HMX = octahydro-1,3,5,7-tetranitro-1,3,5,7-tetrazocine
ID = identification number
J = estimated
LOQ = limit of quantifications
MNX = mono-nitroso-RDX
NA = not analyzed
NRL = no reporting limit
Qual = qualifier
RDX = hexahydro-1,3,5-trinitro-1,3,5-triazine
RL = reporting limit
U = nondetect

TABLE E.1.1-48
CORNHUSKER ARMY AMMUNITION PLANT
WELL G0085-EXPLOSIVES

FIELD ID			G0085					G0085			G0085			G0085			G0085			G0085			G0085			G0085		
METHOD	Maximum	Detection	SW846 M8330					SW846 M8330			SW846 M8330			SW846 M8330			SW846 M8330			SW846 M8330			SW846 M8330			SW846 M8330		
COLLECT DATE	Detection	Frequency	8/11/2015					8/18/2014			3/21/2013			3/14/2012			3/11/2011			3/17/2010			3/12/2009					
			Result	DL	LOD	LOQ	Qual	Result	LOQ	Qual	Result	RL	Qual	Result	RL	Qual	Result	RL	Qual	Result	RL	Qual	Result	RL	Qual			
EXPLOSIVES (µg/L)																												
1,3,5-Trinitrobenzene	-	0 / 14	<	0.24	0.48	1.2	U	<	1	U	<	0.8	U	<	0.8	UJ	<	0.8	U	<	0.99	U	<	0.48	U			
1,3-Dinitrobenzene	-	0 / 14	<	0.11	0.24	0.48	U	<	0.41	U	<	0.8	U	<	0.8	UJ	<	0.8	U	<	0.4	U	<	0.48	U			
2,4,6-Trinitrotoluene	-	0 / 14	<	0.087	0.24	0.48	U	<	0.41	U	<	0.8	U	<	0.8	UJ	<	0.8	U	<	0.4	U	<	0.48	U			
2,4-Dinitrotoluene	-	0 / 14	<	0.10	0.24	0.48	U	<	0.41	U	<	0.8	U	<	0.8	UJ	<	0.8	U	<	0.4	U	<	0.48	U			
2,6-Dinitrotoluene	-	0 / 14	<	0.077	0.24	0.24	U	<	0.21	U	<	0.8	U	<	0.8	UJ	<	0.8	U	<	0.2	U	<	0.48	U			
2-Amino-4,6-dinitrotoluene	2	7 / 14	0.50	0.061	0.1	0.24	J	1.1	0.21	J	1.2	0.8	J	1	0.8	J	0.98	0.8		2	0.2		1.1	0.48				
2-Nitrotoluene	-	0 / 14	<	0.10	0.24	0.48	U	<	0.42	UJ	<	0.8	U	<	0.8	UJ	<	0.8	U	<	0.4	U	<	0.48	U			
3-Nitrotoluene	-	0 / 14	<	0.10	0.24	0.48	U	<	0.42	UJ	<	0.8	U	<	0.8	UJ	<	0.8	U	<	0.4	U	<	0.48	U			
4-Amino-2,6-dinitrotoluene	1.1 J	5 / 14	<	0.069	0.14	0.24	U	0.95	0.21	J	1.1	1.4	J	0.77	1.4	J	<	0.8	U	0.73	0.2		0.93	0.48				
4-Nitrotoluene	-	0 / 14	<	0.24	0.48	1.2	U	<	1.1	UJ	<	0.8	U	<	0.8	UJ	<	0.8	U	<	0.99	U	<	0.48	U			
HMX	48	11 / 14	7.7	0.10	0.24	0.48	J	11	0.42		14.2	0.8	J	9.8	0.8	J	5.2	0.8		9	0.4		48	0.48				
MNX	1.4 J	5 / 14	1.4	0.43	0.43	2.4	J	<	2.2	U	0.69	0.8	J	0.48	0.8	J	0.5	0.8	J	0.64	2	J	<	0.48	U			
Nitrobenzene	-	0 / 14	<	0.11	0.24	0.48	U	<	0.41	U	<	0.8	U	<	0.8	UJ	<	0.8	U	<	0.4	U	<	0.48	U			
RDX	37	9 / 14	7.2	0.063	0.14	0.24	J	23	0.21		36.4	0.8	J	29.2	0.8	J	9.7	0.8		25	0.2		37	0.48				
Tetryl	0.46	1 / 14	<	0.095	0.24	0.29	U	<	0.25	U	<	1.6	U	<	0.8	UJ	<	0.8	U	<	0.24	U	<	0.48	U			

Notes:
< = less than reporting limit
µg/L = micrograms per liter
HMX = octahydro-1,3,5,7-tetranitro-1,3,5,7-tetrazocine
ID = identification number
J = estimated
LOQ = limit of quantifications
MNX = mono-nitroso-RDX
NA = not analyzed
NRL = no reporting limit
Qual = qualifier
RDX = hexahydro-1,3,5-trinitro-1,3,5-triazine
RL = reporting limit
U = nondetect

TABLE E.1.1-49
CORNHUSKER ARMY AMMUNITION PLANT
WELL G0086-EXPLOSIVES

FIELD ID			G0086					G0086					G0086					G0086					G0086					G0086					G0086				
METHOD	Maximum	Detection	SW846 M8330					SW846 M8330					SW846 M8330					SW846 M8330					SW846 M8330					SW846 M8330					SW846 M8330				
COLLECT DATE	Detection	Frequency	5/17/2022					5/26/2021					6/16/2020					6/9/2019					3/19/2018					3/29/2017					8/11/2016				
			Result	Qual	DL	LOD	LOQ	Result	Qual	DL	LOD	LOQ	Result	Qual	DL	LOD	LOQ	Result	Qual	DL	LOD	LOQ	Result	Qual	DL	LOD	LOQ	Result	Qual	DL	LOD	LOQ	Result	DL	LOD	LOQ	Qual
EXPLOSIVES (µg/L)																																				
1,3,5-Trinitrobenzene	22	13 / 13	22		0.088	0.21	0.22	14	J	0.089	0.21	0.22	9.4	J	0.088	0.21	0.22	8.9		0.2	0.4	1	10		0.032	0.1	0.15	12	J	0.16	0.52	0.78	11	0.22	0.44	1.1	
1,3-Dinitrobenzene	-	0 / 13	<	U	0.039	0.1	0.12	<	UJ	0.039	0.11	0.12	<	UJ	0.039	0.1	0.12	<	U	0.089	0.2	0.4	<	U	0.051	0.1	0.15	<	UJ	0.052	0.1	0.16	<	0.098	0.22	0.44	U
2,4,6-Trinitrotoluene	10 J	12 / 13	5.5		0.047	0.1	0.12	4.9	J	0.048	0.11	0.12	3.6		0.047	0.1	0.12	2.5		0.16	0.4	0.4	2.7		0.051	0.1	0.15	2.7	J	0.052	0.1	0.16	<	0.08	0.22	0.44	U
2,4-Dinitrotoluene	0.053 J	1 / 13	<	U	0.029	0.084	0.1	0.053	J	0.029	0.084	0.11	<	J	0.029	0.084	0.1	<	U	0.084	0.2	0.4	<	U	0.051	0.1	0.13	<	UJ	0.052	0.1	0.13	<	0.093	0.22	0.44	U
2,6-Dinitrotoluene	-	0 / 13	<	U	0.042	0.084	0.1	<	UJ	0.042	0.084	0.11	<	UJ	0.042	0.084	0.1	<	U	0.065	0.2	0.2	<	U	0.051	0.1	0.13	<	UJ	0.052	0.1	0.13	<	0.071	0.22	0.22	U
2-Amino-4,6-dinitrotoluene	3.8 J	12 / 13	<	U	0.053	0.1	0.12	1.4	J	0.054	0.11	0.12	1.6	J	0.053	0.1	0.12	1.4		0.051	0.12	0.2	1.6		0.031	0.1	0.15	1.6	J	0.031	0.1	0.16	1.2	0.056	0.13	0.22	
2-Nitrotoluene	-	0 / 13	<	U	0.089	0.21	0.22	<	UJ	0.09	0.21	0.22	<	UJ	0.09	0.21	0.22	<	UJ	0.086	0.2	0.4	<	U	0.09	0.21	0.51	<	UJ	0.091	0.21	0.52	<	0.095	0.22	0.44	U
3-Nitrotoluene	-	0 / 13	<	U	0.2	0.42	0.42	<	UJ	0.21	0.42	0.42	<	UJ	0.2	0.42	0.42	<	UJ	0.2	0.4	0.4	<	U	0.058	0.21	0.51	<	UJ	0.059	0.21	0.52	<	0.092	0.22	0.44	U
4-Amino-2,6-dinitrotoluene	2.5	12 / 13	1.7		0.06	0.13	0.16	1.1	J	0.061	0.13	0.16	1.1	J	0.061	0.13	0.16	0.98		0.058	0.12	0.2	1.1		0.051	0.1	0.15	1.1	J	0.052	0.1	0.16	<	0.064	0.13	0.22	U
4-Nitrotoluene	-	0 / 13	<	U	0.1	0.42	0.43	<	UJ	0.11	0.42	0.43	<	UJ	0.1	0.42	0.43	<	UJ	0.2	0.4	1	<	U	0.09	0.21	0.51	<	UJ	0.091	0.21	0.52	<	0.22	0.44	1.1	U
HMX	3 J	12 / 13	0.45		0.092	0.21	0.22	0.44	J	0.093	0.21	0.22	<	UJ	0.092	0.21	0.22	0.26	J	0.088	0.2	0.4	0.53		0.029	0.1	0.15	0.79	J	0.037	0.1	0.16	0.6	0.097	0.22	0.44	
MNX	-	0 / 13	<	U	0.16	0.42	2.1	<	UJ	0.16	0.42	2.1	<	UJ	0.16	0.42	2.1	<	U	0.15	0.4	2	<	U	0.037	0.1	0.51	<	UJ	0.029	0.1	0.52	<	0.4	0.4	2.2	U
Nitrobenzene	-	0 / 13	<	U	0.095	0.21	0.22	<	UJ	0.096	0.21	0.22	<	UJ	0.096	0.21	0.22	<	U	0.091	0.2	0.4	<	U	0.051	0.1	0.15	<	UJ	0.052	0.1	0.16	<	0.1	0.22	0.44	U
RDX	6.3 J	13 / 13	1.4	J	0.054	0.21	0.22	0.84	J	0.054	0.21	0.22	0.21	J	0.054	0.21	0.22	0.18	J	0.16	0.4	0.4	0.26		0.037	0.1	0.15	0.41	J	0.037	0.1	0.16	0.66	0.058	0.13	0.22	
Tetryl	-	0 / 13	<	U	0.033	0.1	0.12	<	UJ	0.034	0.11	0.12	<	UJ	0.033	0.1	0.12	<	U	0.079	0.2	0.24	<	U	0.051	0.1	0.15	<	UJ	0.052	0.1	0.16	<	0.088	0.22	0.27	U

Notes:
< = less than reporting limit
µg/L = micrograms per liter
HMX = octahydro-1,3,5,7-tetranitro-1,3,5,7-tetrazocine
ID = identification number
J = estimated
LOQ = limit of quantifications
MNX = mono-nitroso-RDX
NA = not analyzed
NRL = no reporting limit
Qual = qualifier
RDX = hexahydro-1,3,5-trinitro-1,3,5-triazine
RL = reporting limit
U = nondetect

TABLE E.1.1-49
CORNHUSKER ARMY AMMUNITION PLANT
WELL G0086-EXPLOSIVES

FIELD ID			G0086					G0086			G0086			G0086			G0086			G0086		
METHOD	Maximum	Detection	SW846 M8330					SW846 M8330			SW846 M8330			SW846 M8330			SW846 M8330			SW846 M8330		
COLLECT DATE	Detection	Frequency	8/13/2015					8/15/2014			3/13/2013			3/13/2012			3/16/2011			3/17/2010		
			Result	DL	LOD	LOQ	Qual	Result	LOQ	Qual	Result	RL	Qual	Result	RL	Qual	Result	RL	Qual	Result	RL	Qual
EXPLOSIVES (µg/L)																						
1,3,5-Trinitrobenzene	22	13 / 13	14	0.22	0.43	1.1		13	1.1		12.8	0.8	J	16.1	0.8		11.8	0.8		21	1	J
1,3-Dinitrobenzene	-	0 / 13	<	0.096	0.22	0.43	U	<	0.43	U	<	0.8	U	<	0.8	U	<	0.8	U	<	0.4	U
2,4,6-Trinitrotoluene	10 J	12 / 13	3.9	0.078	0.22	0.43		4.2	0.43		4.2	0.8	J	6.2	0.8		6.6	0.8		10	0.4	J
2,4-Dinitrotoluene	0.053 J	1 / 13	<	0.091	0.22	0.43	U	<	0.43	U	<	0.8	U	<	0.8	U	<	0.8	U	<	0.4	U
2,6-Dinitrotoluene	-	0 / 13	<	0.070	0.22	0.22	U	<	0.21	U	<	0.8	U	<	0.8	U	<	0.8	U	<	0.2	U
2-Amino-4,6-dinitrotoluene	3.8 J	12 / 13	1.7	0.055	0.13	0.22		1.6	0.21		2.3	0.8	J	2.5	0.8		3	0.8		3.8	0.2	J
2-Nitrotoluene	-	0 / 13	<	0.093	0.22	0.43	U	<	0.43	U	<	0.8	U	<	0.8	U	<	0.8	U	<	0.4	U
3-Nitrotoluene	-	0 / 13	<	0.090	0.22	0.43	U	<	0.43	U	<	0.8	U	<	0.8	U	<	0.8	U	<	0.4	U
4-Amino-2,6-dinitrotoluene	2.5	12 / 13	1.4	0.062	0.13	0.22		1.2	0.21		2	1.4	J	2	1.4		2.5	0.8		2.3	0.2	J
4-Nitrotoluene	-	0 / 13	<	0.22	0.43	1.1	U	<	1.1	U	<	0.8	U	<	0.8	U	<	0.8	U	<	1	U
HMX	3 J	12 / 13	0.88	0.095	0.22	0.43		1.1	0.43		1.9	0.8	J	1.9	0.8		2	0.8		3	0.4	J
MNX	-	0 / 13	<	0.39	0.39	2.2	U	<	2.1	U	<	0.8	U	<	0.8	U	<	0.8	U	<	2	U
Nitrobenzene	-	0 / 13	<	0.098	0.22	0.43	U	<	0.43	U	<	0.8	U	<	0.8	U	<	0.8	U	<	0.4	U
RDX	6.3 J	13 / 13	0.76	0.057	0.13	0.22		1.2	0.21		2.5	0.8	J	4	0.8	J	4.6	0.8		6.3	0.2	J
Tetryl	-	0 / 13	<	0.086	0.22	0.26	U	<	0.26	U	<	1.6	U	<	0.8	U	<	0.8	U	<	0.24	U

Notes:
< = less than reporting limit
µg/L = micrograms per liter
HMX = octahydro-1,3,5,7-tetranitro-1,3,5,7-tetrazocine
ID = identification number
J = estimated
LOQ = limit of quantifications
MNX = mono-nitroso-RDX
NA = not analyzed
NRL = no reporting limit
Qual = qualifier
RDX = hexahydro-1,3,5-trinitro-1,3,5-triazine
RL = reporting limit
U = nondetect

TABLE E.1.1-50
CORNHUSKER ARMY AMMUNITION PLANT
WELL G0087-EXPLOSIVES

FIELD ID			G0087					G0087					G0087					G0087					G0087					G0087					G0087				
METHOD	Maximum	Detection	SW846 M8330					SW846 M8330					SW846 M8330					SW846 M8330					SW846 M8330					SW846 M8330					SW846 M8330				
COLLECT DATE	Detection	Frequency	5/13/2022					5/25/2021					6/15/2020					6/9/2019					3/19/2018					4/1/2017					8/9/2016				
			Result	Qual	DL	LOD	LOQ	Result	Qual	DL	LOD	LOQ	Result	Qual	DL	LOD	LOQ	Result	Qual	DL	LOD	LOQ	Result	Qual	DL	LOD	LOQ	Result	Qual	DL	LOD	LOQ	Result	DL	LOD	LOQ	Qual
EXPLOSIVES (µg/L)																																				
1,3,5-Trinitrobenzene	-	0 / 13	<	U	0.084	0.2	0.21	<	U	0.085	0.2	0.21	<	U	0.09	0.21	0.23	<	U	0.2	0.39	0.98	<	U	0.032	0.1	0.15	<	U	0.033	0.11	0.16	<	0.22	0.44	1.1	U
1,3-Dinitrobenzene	-	0 / 13	<	U	0.037	0.1	0.11	<	U	0.037	0.1	0.11	<	U	0.04	0.11	0.12	<	U	0.087	0.2	0.39	<	U	0.051	0.1	0.15	<	U	0.053	0.11	0.16	<	0.099	0.22	0.44	U
2,4,6-Trinitrotoluene	-	0 / 13	<	U	0.045	0.1	0.11	<	U	0.045	0.1	0.11	<	U	0.048	0.11	0.12	<	U	0.16	0.39	0.39	<	U	0.051	0.1	0.15	<	U	0.053	0.11	0.16	<	0.08	0.22	0.44	U
2,4-Dinitrotoluene	-	0 / 13	<	U	0.027	0.08	0.1	<	U	0.028	0.08	0.1	<	U	0.029	0.086	0.11	<	U	0.082	0.2	0.39	<	U	0.051	0.1	0.13	<	U	0.053	0.11	0.14	<	0.093	0.22	0.44	U
2,6-Dinitrotoluene	-	0 / 13	<	U	0.04	0.08	0.1	<	U	0.04	0.08	0.1	<	U	0.043	0.086	0.11	<	U	0.063	0.2	0.2	<	U	0.051	0.1	0.13	<	U	0.053	0.11	0.14	<	0.072	0.22	0.22	U
2-Amino-4,6-dinitrotoluene	0.71	3 / 13	0.42		0.051	0.1	0.11	0.22		0.051	0.1	0.11	<	UJ	0.054	0.11	0.12	<	U	0.05	0.12	0.2	<	U	0.031	0.1	0.15	<	U	0.032	0.11	0.16	<	0.056	0.13	0.22	U
2-Nitrotoluene	-	0 / 13	<	U	0.085	0.2	0.21	<	UJ	0.086	0.2	0.21	<	UJ	0.092	0.21	0.23	<	UJ	0.084	0.2	0.39	<	U	0.09	0.2	0.51	<	U	0.093	0.21	0.53	<	0.095	0.22	0.44	U
3-Nitrotoluene	-	0 / 13	<	U	0.19	0.4	0.4	<	UJ	0.2	0.4	0.4	<	UJ	0.21	0.43	0.43	<	UJ	0.19	0.39	0.39	<	U	0.058	0.2	0.51	<	U	0.06	0.21	0.53	<	0.093	0.22	0.44	U
4-Amino-2,6-dinitrotoluene	0.73	3 / 13	0.73		0.058	0.12	0.15	0.7		0.058	0.12	0.15	<	UJ	0.062	0.13	0.16	<	U	0.057	0.12	0.2	<	U	0.051	0.1	0.15	<	U	0.053	0.11	0.16	<	0.064	0.13	0.22	U
4-Nitrotoluene	-	0 / 13	<	U	0.1	0.4	0.41	<	UJ	0.1	0.4	0.41	<	UJ	0.11	0.43	0.44	<	UJ	0.2	0.39	0.98	<	U	0.09	0.2	0.51	<	U	0.093	0.21	0.53	<	0.22	0.44	1.1	U
HMX	1.3	12 / 13	0.59		0.087	0.2	0.21	0.7		0.088	0.2	0.21	0.37	J	0.094	0.21	0.23	0.36	J	0.086	0.2	0.39	0.54		0.029	0.1	0.15	0.71		0.038	0.11	0.16	<	0.097	0.22	0.44	U
MNX	-	0 / 13	<	U	0.15	0.4	2	<	U	0.15	0.4	2	<	U	0.17	0.43	2.1	<	U	0.15	0.39	2	<	U	0.037	0.1	0.51	<	U	0.03	0.11	0.53	<	0.4	0.4	2.2	U
Nitrobenzene	-	0 / 13	<	U	0.091	0.2	0.21	<	U	0.092	0.2	0.21	<	U	0.098	0.21	0.23	<	U	0.089	0.2	0.39	<	U	0.051	0.1	0.15	<	U	0.053	0.11	0.16	<	0.1	0.22	0.44	U
RDX	1.1	7 / 13	0.19	J	0.051	0.2	0.21	0.23		0.052	0.2	0.21	0.15	J	0.055	0.21	0.23	<	U	0.16	0.39	0.39	0.072	J	0.037	0.1	0.15	0.064	J	0.038	0.11	0.16	<	0.058	0.13	0.22	U
Tetryl	-	0 / 13	<	U	0.032	0.1	0.11	<	U	0.032	0.1	0.11	<	U	0.034	0.11	0.12	<	U	0.078	0.2	0.24	<	U	0.051	0.1	0.15	<	U	0.053	0.11	0.16	<	0.088	0.22	0.27	U

Notes:
< = less than reporting limit
µg/L = micrograms per liter
HMX = octahydro-1,3,5,7-tetranitro-1,3,5,7-tetrazocine
ID = identification number
J = estimated
LOQ = limit of quantifications
MNX = mono-nitroso-RDX
NA = not analyzed
NRL = no reporting limit
Qual = qualifier
RDX = hexahydro-1,3,5-trinitro-1,3,5-triazine
RL = reporting limit
U = nondetect

TABLE E.1.1-50
CORNHUSKER ARMY AMMUNITION PLANT
WELL G0087-EXPLOSIVES

FIELD ID			G0087					G0087			G0087			G0087			G0087			G0087			G0087		
METHOD	Maximum	Detection	SW846 M8330					SW846 M8330			SW846 M8330			SW846 M8330			SW846 M8330			SW846 M8330			SW846 M8330		
COLLECT DATE	Detection	Frequency	8/13/2015					8/19/2014			3/13/2013			3/13/2012			3/16/2011			3/17/2010					
			Result	DL	LOD	LOQ	Qual	Result	LOQ	Qual	Result	RL	Qual	Result	RL	Qual	Result	RL	Qual	Result	RL	Qual			
EXPLOSIVES (µg/L)																									
1,3,5-Trinitrobenzene	-	0 / 13	<	0.24	0.48	1.2	U	<	1.0	U	<	0.8	U	<	0.8	U	<	0.8	U	<	1	U			
1,3-Dinitrobenzene	-	0 / 13	<	0.11	0.24	0.48	U	<	0.4	U	<	0.8	U	<	0.8	U	<	0.8	U	<	0.4	U			
2,4,6-Trinitrotoluene	-	0 / 13	<	0.087	0.24	0.48	U	<	0.4	U	<	0.8	U	<	0.8	U	<	0.8	U	<	0.4	U			
2,4-Dinitrotoluene	-	0 / 13	<	0.10	0.24	0.48	U	<	0.4	U	<	0.8	U	<	0.8	U	<	0.8	U	<	0.4	U			
2,6-Dinitrotoluene	-	0 / 13	<	0.077	0.24	0.24	U	<	0.2	U	<	0.8	U	<	0.8	U	<	0.8	U	<	0.2	U			
2-Amino-4,6-dinitrotoluene	0.71	3 / 13	<	0.061	0.1	0.24	U	<	0.2	U	<	0.8	U	<	0.8	U	<	0.8	U	0.71	0.2				
2-Nitrotoluene	-	0 / 13	<	0.10	0.24	0.48	U	<	0.4	U	<	0.8	U	<	0.8	U	<	0.8	U	<	0.4	U			
3-Nitrotoluene	-	0 / 13	<	0.10	0.24	0.48	U	<	0.4	U	<	0.8	U	<	0.8	U	<	0.8	U	<	0.4	U			
4-Amino-2,6-dinitrotoluene	0.73	3 / 13	<	0.069	0.14	0.24	U	<	0.2	U	<	1.4	U	<	1.4	U	<	0.8	U	0.57	0.2	J			
4-Nitrotoluene	-	0 / 13	<	0.24	0.48	1.2	U	<	1.0	U	<	0.8	U	<	0.8	U	<	0.8	U	<	1	U			
HMX	1.3	12 / 13	0.61	0.10	0.24	0.48		0.59	0.4		0.76	0.8	J	0.71	0.8	J	0.65	0.8	J	1.3	0.4				
MNX	-	0 / 13	<	0.43	0.43	2.4	U	<	2.0	U	<	0.8	U	<	0.8	U	<	0.8	U	<	2	U			
Nitrobenzene	-	0 / 13	<	0.11	0.24	0.48	U	<	0.4	U	<	0.8	U	<	0.8	U	<	0.8	U	<	0.4	U			
RDX	1.1	7 / 13	<	0.063	0.14	0.24	U	<	0.2	U	<	0.8	U	0.83	0.8	J	<	0.8	U	1.1	0.2				
Tetryl	-	0 / 13	<	0.095	0.24	0.29	U	<	0.2	U	<	1.6	U	<	0.8	U	<	0.8	U	<	0.24	U			

Notes:
< = less than reporting limit
µg/L = micrograms per liter
HMX = octahydro-1,3,5,7-tetranitro-1,3,5,7-tetrazocine
ID = identification number
J = estimated
LOQ = limit of quantifications
MNX = mono-nitroso-RDX
NA = not analyzed
NRL = no reporting limit
Qual = qualifier
RDX = hexahydro-1,3,5-trinitro-1,3,5-triazine
RL = reporting limit
U = nondetect

TABLE E.1.1-51
CORNHUSKER ARMY AMMUNITION PLANT
WELL G0088-EXPLOSIVES

FIELD ID			G0088					G0088					G0088					G0088					G0088					G0088					G0088				
METHOD	Maximum	Detection	SW846 M8330					SW846 M8330					SW846 M8330					SW846 M8330					SW846 M8330					SW846 M8330					SW846 M8330				
COLLECT DATE	Detection	Frequency	5/13/2022					5/20/2021					6/15/2020					6/9/2019					3/21/2018					3/31/2017					8/16/2016				
			Result	Qual	DL	LOD	LOQ	Result	Qual	DL	LOD	LOQ	Result	Qual	DL	LOD	LOQ	Result	Qual	DL	LOD	LOQ	Result	Qual	DL	LOD	LOQ	Result	Qual	DL	LOD	LOQ	Result	DL	LOD	LOQ	Qual
EXPLOSIVES (µg/L)																																				
1,3,5-Trinitrobenzene	13.8	13 / 13	4.1		0.085	0.2	0.21	3.6	J	0.085	0.2	0.21	4.7		0.088	0.21	0.22	5.5		0.2	0.41	1	7		0.033	0.11	0.16	9.7		0.032	0.1	0.16	8.2	0.21	0.43	1.1	
1,3-Dinitrobenzene	0.18 J	1 / 13	<	U	0.037	0.1	0.11	<	UJ	0.037	0.1	0.11	<	U	0.039	0.1	0.11	<	U	0.09	0.2	0.41	<	U	0.053	0.11	0.16	<	U	0.052	0.1	0.16	<	0.095	0.21	0.43	U
2,4,6-Trinitrotoluene	4.1	12 / 13	<	U	0.046	0.1	0.11	0.4	J	0.046	0.1	0.11	0.63	J	0.047	0.1	0.11	0.7		0.16	0.41	0.41	0.95		0.053	0.11	0.16	1.3		0.052	0.1	0.16	1.1	0.078	0.21	0.43	
2,4-Dinitrotoluene	-	0 / 13	<	U	0.028	0.081	0.1	<	UJ	0.028	0.081	0.1	<	U	0.029	0.084	0.1	<	U	0.085	0.2	0.41	<	U	0.053	0.11	0.14	<	U	0.052	0.1	0.14	<	0.09	0.21	0.43	U
2,6-Dinitrotoluene	-	0 / 13	<	U	0.041	0.081	0.1	<	UJ	0.041	0.081	0.1	<	U	0.042	0.084	0.1	<	U	0.066	0.2	0.2	<	U	0.053	0.11	0.14	<	U	0.052	0.1	0.14	<	0.069	0.21	0.21	U
2-Amino-4,6-dinitrotoluene	3.5	12 / 13	<	U	0.051	0.1	0.11	0.21	J	0.051	0.1	0.11	0.44	J	0.053	0.1	0.11	0.45		0.052	0.12	0.2	0.94		0.032	0.11	0.16	1.3		0.031	0.1	0.16	0.98	0.054	0.13	0.21	
2-Nitrotoluene	-	0 / 13	<	U	0.086	0.2	0.21	<	UJ	0.087	0.2	0.21	<	U	0.089	0.21	0.22	<	UJ	0.087	0.2	0.41	<	U	0.094	0.21	0.53	<	U	0.092	0.21	0.52	<	0.092	0.21	0.43	U
3-Nitrotoluene	-	0 / 13	<	U	0.2	0.4	0.4	<	UJ	0.2	0.41	0.41	<	U	0.2	0.42	0.42	<	UJ	0.2	0.41	0.41	<	U	0.061	0.21	0.53	<	U	0.059	0.21	0.52	<	0.089	0.21	0.43	U
4-Amino-2,6-dinitrotoluene	2.3	13 / 13	0.38		0.058	0.12	0.15	0.22	J	0.059	0.12	0.15	0.44	J	0.06	0.13	0.16	0.33		0.059	0.12	0.2	0.71		0.053	0.11	0.16	0.99		0.052	0.1	0.16	0.82	0.062	0.13	0.21	
4-Nitrotoluene	-	0 / 13	<	U	0.1	0.4	0.41	<	UJ	0.1	0.41	0.42	<	UJ	0.1	0.42	0.43	<	UJ	0.2	0.41	1	<	U	0.094	0.21	0.53	<	U	0.092	0.21	0.52	<	0.21	0.43	1.1	U
HMX	3.7	9 / 13	<	U	0.089	0.2	0.21	<	UJ	0.089	0.2	0.21	<	U	0.091	0.21	0.22	<	U	0.089	0.2	0.41	0.21		0.03	0.11	0.16	0.37		0.038	0.1	0.16	0.32	0.094	0.21	0.43	J
MNX	0.43 J	2 / 13	<	U	0.16	0.4	2	<	UJ	0.16	0.41	2	<	U	0.16	0.42	2.1	<	U	0.16	0.41	2	<	U	0.038	0.11	0.53	< 0.10	U	0.029	0.1	0.52	<	0.38	0.38	2.1	U
Nitrobenzene	-	0 / 13	<	U	0.092	0.2	0.21	<	UJ	0.092	0.2	0.21	<	U	0.095	0.21	0.22	<	U	0.093	0.2	0.41	<	U	0.053	0.11	0.16	<	U	0.052	0.1	0.16	<	0.098	0.21	0.43	U
RDX	7	9 / 13	<	U	0.052	0.2	0.21	<	UJ	0.052	0.2	0.21	<	U	0.054	0.21	0.22	<	U	0.16	0.41	0.41	0.16	J	0.038	0.11	0.16	0.2		0.038	0.1	0.16	0.32	0.056	0.13	0.21	
Tetryl	-	0 / 13	<	U	0.032	0.1	0.11	<	UJ	0.032	0.1	0.11	<	U	0.033	0.1	0.11	<	U	0.081	0.2	0.24	<	U	0.053	0.11	0.16	<	U	0.052	0.1	0.16	<	0.085	0.21	0.26	U

Notes:
< = less than reporting limit
µg/L = micrograms per liter
HMX = octahydro-1,3,5,7-tetranitro-1,3,5,7-tetrazocine
ID = identification number
J = estimated
LOQ = limit of quantifications
MNX = mono-nitroso-RDX
NA = not analyzed
NRL = no reporting limit
Qual = qualifier
RDX = hexahydro-1,3,5-trinitro-1,3,5-triazine
RL = reporting limit
U = nondetect

TABLE E.1.1-51
CORNHUSKER ARMY AMMUNITION PLANT
WELL G0088-EXPLOSIVES

FIELD ID			G0088					G0088			G0088			G0088			G0088			G0088			G0088		
METHOD	Maximum	Detection	SW846 M8330					SW846 M8330			SW846 M8330			SW846 M8330			SW846 M8330			SW846 M8330			SW846 M8330		
COLLECT DATE	Detection	Frequency	8/14/2015					8/19/2014			3/14/2013			3/13/2012			3/14/2011			3/18/2010					
			Result	DL	LOD	LOQ	Qual	Result	LOQ	Qual	Result	RL	Qual	Result	RL	Qual	Result	RL	Qual	Result	RL	Qual			
EXPLOSIVES (µg/L)																									
1,3,5-Trinitrobenzene	13.8	13 / 13	9.0	0.21	0.42	1.0		9.9	0.97		10.4	0.8	J	11.5	0.8		13.8	0.8		13	0.99				
1,3-Dinitrobenzene	0.18 J	1 / 13	<	0.093	0.21	0.42	U	<	0.39	U	<	0.8	U	<	0.8	U	<	0.8	U	0.18	0.4	J			
2,4,6-Trinitrotoluene	4.1	12 / 13	1.3	0.076	0.21	0.42		1.3	0.39		1.7	0.8	J	1.8	0.8		2.8	0.8		4.1	0.4				
2,4-Dinitrotoluene	-	0 / 13	<	0.088	0.21	0.42	U	<	0.39	U	<	0.8	U	<	0.8	U	<	0.8	U	<	0.4	U			
2,6-Dinitrotoluene	-	0 / 13	<	0.068	0.21	0.21	U	<	0.2	U	<	0.8	U	<	0.8	U	<	0.8	U	<	0.2	U			
2-Amino-4,6-dinitrotoluene	3.5	12 / 13	1.1	0.053	0.13	0.21		1.4	0.3		1.4	0.8	J	1.4	0.8		1.6	0.8		3.5	0.2				
2-Nitrotoluene	-	0 / 13	<	0.090	0.21	0.42	U	<	0.39	U	<	0.8	U	<	0.8	U	<	0.8	U	<	0.4	U			
3-Nitrotoluene	-	0 / 13	<	0.087	0.21	0.42	U	<	0.39	U	<	0.8	U	<	0.8	U	<	0.8	U	<	0.4	U			
4-Amino-2,6-dinitrotoluene	2.3	13 / 13	0.90	0.060	0.13	0.21		1.5	0.19		1.4	1.4	J	1.2	1.4	J	1.5	0.8		2.3	0.2				
4-Nitrotoluene	-	0 / 13	<	0.21	0.42	1.0	U	<	0.97	U	<	0.8	U	<	0.8	U	<	0.8	U	<	0.99	U			
HMX	3.7	9 / 13	0.41	0.092	0.21	0.42	J	0.83	0.39		1	0.8	J	1	0.8		1.8	0.8		3.7	0.4				
MNX	0.43 J	2 / 13	<	0.38	0.38	2.1	U	<	1.9	U	<	0.8	U	<	0.8	U	<	0.8	U	0.43	2	J			
Nitrobenzene	-	0 / 13	<	0.095	0.21	0.42	U	<	0.39	U	<	0.8	U	<	0.8	U	<	0.8	U	<	0.4	U			
RDX	7	9 / 13	0.31	0.055	0.13	0.21		0.77	0.19		1.3	0.8	J	1.5	0.8	J	3.1	0.8		7	0.2				
Tetryl	-	0 / 13	<	0.083	0.21	0.25	U	<	0.23	U	<	1.6	U	<	0.8	U	<	0.8	U	<	0.24	U			

Notes:
< = less than reporting limit
µg/L = micrograms per liter
HMX = octahydro-1,3,5,7-tetranitro-1,3,5,7-tetrazocine
ID = identification number
J = estimated
LOQ = limit of quantifications
MNX = mono-nitroso-RDX
NA = not analyzed
NRL = no reporting limit
Qual = qualifier
RDX = hexahydro-1,3,5-trinitro-1,3,5-triazine
RL = reporting limit
U = nondetect

TABLE E.1.1-52
CORNHUSKER ARMY AMMUNITION PLANT
WELL G0089-EXPLOSIVES

FIELD ID			G0089					G0089					G0089					G0089					G0089					G0089					G0089				
METHOD	Maximum	Detection	SW846 M8330					SW846 M8330					SW846 M8330					SW846 M8330					SW846 M8330					SW846 M8330					SW846 M8330				
COLLECT DATE	Detection	Frequency	5/16/2022					5/20/2021					6/15/2020					6/11/2019					3/22/2018					3/31/2017					8/8/2016				
			Result	Qual	DL	LOD	LOQ	Result	Qual	DL	LOD	LOQ	Result	Qual	DL	LOD	LOQ	Result	Qual	DL	LOD	LOQ	Result	Qual	DL	LOD	LOQ	Result	Qual	DL	LOD	LOQ	Result	DL	LOD	LOQ	Qual
EXPLOSIVES (µg/L)																																				
1,3,5-Trinitrobenzene	42 J	13 / 13	4		0.089	0.21	0.22	3.1		0.1	0.24	0.25	2.6		0.088	0.21	0.22	5.9	J	0.2	0.4	1	8.2		0.031	0.1	0.15	9.2	J	0.16	0.53	0.79	12	0.26	0.52	1.3	
1,3-Dinitrobenzene	0.2 J	1 / 13	<	U	0.039	0.11	0.12	<	U	0.044	0.12	0.13	<	U	0.039	0.1	0.12	<	UJ	0.089	0.2	0.4	<	U	0.05	0.1	0.15	<	U	0.053	0.11	0.16	<	0.11	0.26	0.52	U
2,4,6-Trinitrotoluene	30 J	13 / 13	2.6		0.047	0.11	0.12	2.3		0.054	0.12	0.13	1.7		0.047	0.1	0.12	3.5	J	0.16	0.4	0.4	5.5		0.05	0.1	0.15	9.9	J	0.053	0.11	0.16	8.6	0.094	0.26	0.52	
2,4-Dinitrotoluene	-	0 / 13	<	U	0.029	0.084	0.11	<	U	0.033	0.095	0.12	<	U	0.029	0.084	0.1	<	UJ	0.084	0.2	0.4	<	U	0.05	0.1	0.13	<	U	0.053	0.11	0.14	<	0.11	0.26	0.52	U
2,6-Dinitrotoluene	-	0 / 13	<	U	0.042	0.084	0.11	<	U	0.048	0.095	0.12	<	U	0.042	0.084	0.1	<	UJ	0.065	0.2	0.2	<	U	0.05	0.1	0.13	<	U	0.053	0.11	0.14	<	0.083	0.26	0.26	U
2-Amino-4,6-dinitrotoluene	3.3	12 / 13	1.2		0.053	0.11	0.12	0.85		0.06	0.12	0.13	<	UJ	0.053	0.1	0.12	1.5	J	0.051	0.12	0.2	2		0.03	0.1	0.15	3.1	J	0.032	0.11	0.16	1.9	0.065	0.15	0.26	
2-Nitrotoluene	-	0 / 13	<	U	0.09	0.21	0.22	<	U	0.1	0.24	0.25	<	UJ	0.09	0.21	0.22	<	UJ	0.086	0.2	0.4	<	U	0.089	0.2	0.5	<	U	0.093	0.21	0.53	<	0.11	0.26	0.52	U
3-Nitrotoluene	-	0 / 13	<	U	0.21	0.42	0.42	<	U	0.23	0.48	0.48	<	UJ	0.2	0.42	0.42	<	UJ	0.2	0.4	0.4	<	U	0.057	0.2	0.5	<	U	0.06	0.21	0.53	<	0.11	0.26	0.52	U
4-Amino-2,6-dinitrotoluene	4.6 J	12 / 13	1.3		0.061	0.13	0.16	1.1		0.069	0.14	0.18	<	UJ	0.061	0.13	0.16	1.7	J	0.058	0.12	0.2	2.4		0.05	0.1	0.15	3.7	J	0.053	0.11	0.16	2.2	0.075	0.15	0.26	
4-Nitrotoluene	-	0 / 13	<	U	0.11	0.42	0.43	<	U	0.12	0.48	0.49	<	UJ	0.1	0.42	0.43	<	UJ	0.2	0.4	1	<	U	0.089	0.2	0.5	<	U	0.093	0.21	0.53	<	0.26	0.52	1.3	U
HMX	2	6 / 13	<	U	0.092	0.21	0.22	<	U	0.1	0.24	0.25	<	U	0.092	0.21	0.22	<	UJ	0.088	0.2	0.4	0.9		0.028	0.1	0.15	0.75	J	0.038	0.11	0.16	<	0.11	0.26	0.52	U
MNX	-	0 / 13	<	U	0.16	0.42	2.1	<	U	0.18	0.48	2.4	<	U	0.16	0.42	2.1	<	UJ	0.15	0.4	2	<	U	0.036	0.1	0.5	<	U	0.03	0.11	0.53	<	0.46	0.46	2.6	U
Nitrobenzene	-	0 / 13	<	U	0.096	0.21	0.22	<	U	0.11	0.24	0.25	<	U	0.096	0.21	0.22	<	UJ	0.091	0.2	0.4	<	U	0.05	0.1	0.15	<	U	0.053	0.11	0.16	<	0.12	0.26	0.52	U
RDX	3	12 / 13	0.89		0.054	0.21	0.22	0.23	J	0.061	0.24	0.25	<	U	0.054	0.21	0.22	0.32	J	0.16	0.4	0.4	2.1		0.036	0.1	0.15	2.7	J	0.038	0.11	0.16	1.4	0.068	0.15	0.26	
Tetryl	-	0 / 13	<	U	0.034	0.11	0.12	<	U	0.038	0.12	0.13	<	U	0.033	0.1	0.12	<	UJ	0.08	0.2	0.24	<	U	0.05	0.1	0.15	<	U	0.053	0.11	0.16	<	0.1	0.26	0.31	U

Notes:
< = less than reporting limit
µg/L = micrograms per liter
HMX = octahydro-1,3,5,7-tetranitro-1,3,5,7-tetrazocine
ID = identification number
J = estimated
LOQ = limit of quantifications
MNX = mono-nitroso-RDX
NA = not analyzed
NRL = no reporting limit
Qual = qualifier
RDX = hexahydro-1,3,5-trinitro-1,3,5-triazine
RL = reporting limit
U = nondetect

TABLE E.1.1-52
CORNHUSKER ARMY AMMUNITION PLANT
WELL G0089-EXPLOSIVES

FIELD ID			G0089					G0089			G0089			G0089			G0089			G0089			G0089		
METHOD	Maximum	Detection	SW846 M8330					SW846 M8330			SW846 M8330			SW846 M8330			SW846 M8330			SW846 M8330			SW846 M8330		
COLLECT DATE	Detection	Frequency	8/17/2015					8/19/2014			3/14/2013			3/13/2012			3/14/2011			3/19/2010					
			Result	DL	LOD	LOQ	Qual	Result	LOQ	Qual	Result	RL	Qual	Result	RL	Qual	Result	RL	Qual	Result	RL	Qual			
EXPLOSIVES (µg/L)																									
1,3,5-Trinitrobenzene	42 J	13 / 13	17	0.21	0.41	1.1	J	19	1		29	0.8	J	29.7	0.8		40.1	0.8		42	2	J			
1,3-Dinitrobenzene	0.2 J	1 / 13	<	0.092	0.21	0.41	U	<	0.4	U	<	0.8	U	<	0.8	U	<	0.8	U	0.2	0.4	J			
2,4,6-Trinitrotoluene	30 J	13 / 13	12	0.075	0.21	0.42	J	14	0.4		18.2	0.8	J	17.9	0.8	J	25.8	0.8		30	0.79	J			
2,4-Dinitrotoluene	-	0 / 13	<	0.087	0.21	0.42	UJ	<	0.4	U	<	0.8	U	<	0.8	U	<	0.8	U	<	0.4	U			
2,6-Dinitrotoluene	-	0 / 13	<	0.067	0.21	0.21	UJ	<	0.2	U	<	0.8	U	<	0.8	U	<	0.8	U	<	0.2	U			
2-Amino-4,6-dinitrotoluene	3.3	12 / 13	2.6	0.053	0.12	0.21	J	2.5	0.2		3.1	0.8	J	2.4	0.8		3	0.8		3.3	0.2				
2-Nitrotoluene	-	0 / 13	<	0.089	0.21	0.42	UJ	<	0.4	U	<	0.8	U	<	0.8	U	<	0.8	U	<	0.4	U			
3-Nitrotoluene	-	0 / 13	<	0.086	0.21	0.42	UJ	<	0.4	U	<	0.8	U	<	0.8	U	<	0.8	U	<	0.4	U			
4-Amino-2,6-dinitrotoluene	4.6 J	12 / 13	3.1	0.060	0.12	0.21	J	2.5	0.2		4.6	1.4	J	3.3	1.4		3	0.8		3.4	0.2				
4-Nitrotoluene	-	0 / 13	<	0.21	0.42	1.1	UJ	<	1	U	<	0.8	U	<	0.8	U	<	0.8	U	<	0.99	U			
HMX	2	6 / 13	<	0.091	0.21	0.41	UJ	<	0.4	U	0.93	0.8	J	1.3	0.8	J	1.5	0.8		2	0.4				
MNX	-	0 / 13	<	0.37	0.37	2.1	U	<	2	U	<	0.8	U	<	0.8	U	<	0.8	U	<	2	U			
Nitrobenzene	-	0 / 13	<	0.094	0.21	0.42	UJ	<	0.4	U	<	0.8	U	<	0.8	U	<	0.8	U	<	0.4	U			
RDX	3	12 / 13	0.54	0.054	0.12	0.21	J	0.51	0.2		1.4	0.8	J	2.6	0.8	J	3	0.8		2.7	0.2				
Tetryl	-	0 / 13	<	0.082	0.21	0.25	UJ	<	0.24	U	<	1.6	U	<	0.8	U	<	0.8	U	<	0.24	U			

Notes:
< = less than reporting limit
µg/L = micrograms per liter
HMX = octahydro-1,3,5,7-tetranitro-1,3,5,7-tetrazocine
ID = identification number
J = estimated
LOQ = limit of quantifications
MNX = mono-nitroso-RDX
NA = not analyzed
NRL = no reporting limit
Qual = qualifier
RDX = hexahydro-1,3,5-trinitro-1,3,5-triazine
RL = reporting limit
U = nondetect

TABLE E.1.1-53
CORNHUSKER ARMY AMMUNITION PLANT
WELL G0090-EXPLOSIVES

FIELD ID			G0090					G0090					G0090					G0090					G0090					G0090					G0090				
METHOD	Maximum	Detection	SW846 M8330					SW846 M8330					SW846 M8330					SW846 M8330					SW846 M8330					SW846 M8330					SW846 M8330				
COLLECT DATE	Detection	Frequency						5/20/2021					6/16/2020					6/9/2019					3/22/2018					3/31/2017					8/12/2016				
			Result	Qual	DL	LOD	LOQ	Result	Qual	DL	LOD	LOQ	Result	Qual	DL	LOD	LOQ	Result	Qual	DL	LOD	LOQ	Result	Qual	DL	LOD	LOQ	Result	Qual	DL	LOD	LOQ	Result	DL	LOD	LOQ	Qual
EXPLOSIVES (µg/L)																																					
1,3,5-Trinitrobenzene	2.7	9 / 12						<	U	0.08	0.19	0.2	<	U	0.09	0.21	0.22	<	U	0.2	0.39	0.99	1.5		0.033	0.11	0.16	1.6		0.032	0.1	0.15	0.25	0.22	0.44	1.1	J
1,3-Dinitrobenzene	-	0 / 12						<	U	0.035	0.095	0.1	<	U	0.039	0.11	0.12	<	U	0.087	0.2	0.39	<	U	0.053	0.11	0.16	<	U	0.052	0.1	0.15	<	0.098	0.22	0.44	U
2,4,6-Trinitrotoluene	3	9 / 12						<	U	0.043	0.095	0.1	<	U	0.048	0.11	0.12	<	U	0.16	0.39	0.39	0.38		0.053	0.11	0.16	0.7		0.052	0.1	0.15	0.6	0.08	0.22	0.44	J
2,4-Dinitrotoluene	-	0 / 12						<	U	0.026	0.076	0.095	<	U	0.029	0.085	0.11	<	U	0.083	0.2	0.39	<	U	0.053	0.11	0.14	<	U	0.052	0.1	0.13	<	0.092	0.22	0.44	U
2,6-Dinitrotoluene	-	0 / 12						<	U	0.038	0.076	0.095	<	U	0.043	0.085	0.11	<	U	0.064	0.2	0.2	<	U	0.053	0.11	0.14	<	U	0.052	0.1	0.13	<	0.071	0.22	0.22	U
2-Amino-4,6-dinitrotoluene	2.4 J	12 / 12	**Not Sampled**					0.095	J	0.048	0.095	0.1	2.4	J	0.054	0.11	0.12	0.19	J	0.05	0.12	0.2	0.49		0.032	0.11	0.16	1.1		0.031	0.1	0.15	0.48	0.056	0.13	0.22	
2-Nitrotoluene	-	0 / 12	**in 2022**					<	U	0.081	0.19	0.2	<	U	0.091	0.21	0.22	<	UJ	0.084	0.2	0.39	<	U	0.093	0.21	0.53	<	U	0.091	0.21	0.52	<	0.094	0.22	0.44	U
3-Nitrotoluene	-	0 / 12						<	U	0.19	0.38	0.38	<	U	0.21	0.43	0.43	<	UJ	0.19	0.39	0.39	<	U	0.06	0.21	0.53	<	U	0.059	0.21	0.52	<	0.092	0.22	0.44	U
4-Amino-2,6-dinitrotoluene	0.92 J	6 / 12						<	U	0.055	0.11	0.14	<	U	0.062	0.13	0.16	<	U	0.057	0.12	0.2	0.23		0.053	0.11	0.16	0.74		0.052	0.1	0.15	<	0.064	0.13	0.22	U
4-Nitrotoluene	-	0 / 12						<	U	0.095	0.38	0.39	<	U	0.11	0.43	0.44	<	UJ	0.2	0.39	0.99	<	U	0.093	0.21	0.53	<	U	0.091	0.21	0.52	<	0.22	0.44	1.1	U
HMX	2.9	11 / 12						0.62		0.083	0.19	0.2	<	U	0.093	0.21	0.22	0.73		0.086	0.2	0.39	1.7		0.03	0.11	0.16	2.8		0.037	0.1	0.15	0.63	0.097	0.22	0.44	J
MNX	-	0 / 12						<	U	0.15	0.38	1.9	<	U	0.16	0.43	2.1	<	U	0.15	0.39	2	<	U	0.038	0.11	0.53	<	U	0.029	0.1	0.52	<	0.4	0.4	2.2	U
Nitrobenzene	-	0 / 12						<	U	0.086	0.19	0.2	<	U	0.097	0.21	0.22	<	U	0.09	0.2	0.39	<	U	0.053	0.11	0.16	<	U	0.052	0.1	0.15	<	0.1	0.22	0.44	U
RDX	12.1 J	12 / 12						0.64		0.049	0.19	0.2	0.45	J	0.055	0.21	0.22	0.6		0.16	0.39	0.39	1.7		0.038	0.11	0.16	5.6		0.037	0.1	0.15	2.5	0.058	0.13	0.22	
Tetryl	-	0 / 12						<	U	0.03	0.095	0.1	<	U	0.034	0.11	0.12	<	U	0.078	0.2	0.24	<	U	0.053	0.11	0.16	<	U	0.052	0.1	0.15	<	0.087	0.22	0.26	U

Notes:
< = less than reporting limit
µg/L = micrograms per liter
HMX = octahydro-1,3,5,7-tetranitro-1,3,5,7-tetrazocine
ID = identification number
J = estimated
LOQ = limit of quantifications
MNX = mono-nitroso-RDX
NA = not analyzed
NRL = no reporting limit
Qual = qualifier
RDX = hexahydro-1,3,5-trinitro-1,3,5-triazine
RL = reporting limit
U = nondetect

TABLE E.1.1-53
CORNHUSKER ARMY AMMUNITION PLANT
WELL G0090-EXPLOSIVES

FIELD ID			G0090					G0090			G0090			G0090			G0090			G0090			G0090		
METHOD	Maximum	Detection	SW846 M8330					SW846 M8330			SW846 M8330			SW846 M8330			SW846 M8330			SW846 M8330			SW846 M8330		
COLLECT DATE	Detection	Frequency	8/17/2015					8/19/2014			3/18/2013			3/13/2012			3/14/2011			3/19/2010					
			Result	DL	LOD	LOQ	Qual	Result	LOQ	Qual	Result	RL	Qual	Result	RL	Qual	Result	RL	Qual	Result	RL	Qual			
EXPLOSIVES (µg/L)																									
1,3,5-Trinitrobenzene	2.7	9 / 12	0.64	0.21	0.42	1.1	J	1	1		2	0.8	J	1.2	0.8		2.7	0.8		1.1	1				
1,3-Dinitrobenzene	-	0 / 12	<	0.094	0.21	0.42	U	<	0.39	U	<	0.8	U	<	0.8	U	<	0.8	U	<	0.4	U			
2,4,6-Trinitrotoluene	3	9 / 12	1.1	0.076	0.21	0.42		1.6	0.39		2.4	0.8	J	1.4	0.8		3	0.8		1.8	0.4				
2,4-Dinitrotoluene	-	0 / 12	<	0.089	0.21	0.42	U	<	0.39	U	<	0.8	U	<	0.8	U	<	0.8	U	<	0.4	U			
2,6-Dinitrotoluene	-	0 / 12	<	0.068	0.21	0.21	U	<	0.2	U	<	0.8	U	<	0.8	U	<	0.8	U	<	0.2	U			
2-Amino-4,6-dinitrotoluene	2.4 J	12 / 12	0.67	0.054	0.13	0.21		0.59	0.2		0.8	0.8	J	0.35	0.8	J	0.67	0.8	J	0.78	0.2				
2-Nitrotoluene	-	0 / 12	<	0.090	0.21	0.42	U	<	0.39	U	<	0.8	U	<	0.8	U	<	0.8	U	<	0.4	U			
3-Nitrotoluene	-	0 / 12	<	0.088	0.21	0.42	U	<	0.39	U	<	0.8	U	<	0.8	U	<	0.8	U	<	0.4	U			
4-Amino-2,6-dinitrotoluene	0.92 J	6 / 12	0.78	0.061	0.12	0.21		0.62	0.2		0.92	1.4	J	<	1.4	U	<	0.8	U	0.63	0.2				
4-Nitrotoluene	-	0 / 12	<	0.096	0.42	1.1	U	<	1	U	<	0.8	U	<	0.8	U	<	0.8	U	<	1	U			
HMX	2.9	11 / 12	2.4	0.093	0.21	0.42		2.2	0.39		2.9	0.8	J	1	0.8		1.4	0.8		2.9	0.4				
MNX	-	0 / 12	<	0.38	0.38	2.1	U	<	2	U	<	0.8	U	<	0.8	U	<	0.8	U	<	2	U			
Nitrobenzene	-	0 / 12	<	0.096	0.21	0.42	U	<	0.39	U	<	0.8	U	<	0.8	U	<	0.8	U	<	0.4	U			
RDX	12.1 J	12 / 12	6.3	0.055	0.13	0.21		11	0.2		12.1	0.8	J	5.4	0.8		6	0.8		8.9	0.2				
Tetryl	-	0 / 12	<	0.084	0.21	0.25	U	<	0.24	U	<	1.6	U	<	0.8	U	<	0.8	U	<	0.24	U			

Notes:
< = less than reporting limit
µg/L = micrograms per liter
HMX = octahydro-1,3,5,7-tetranitro-1,3,5,7-tetrazocine
ID = identification number
J = estimated
LOQ = limit of quantifications
MNX = mono-nitroso-RDX
NA = not analyzed
NRL = no reporting limit
Qual = qualifier
RDX = hexahydro-1,3,5-trinitro-1,3,5-triazine
RL = reporting limit
U = nondetect

TABLE E.1.1-54
CORNHUSKER ARMY AMMUNITION PLANT
WELL G0091-EXPLOSIVES

FIELD ID			G0091					G0091					G0091					G0091					G0091					G0091					G0091				
METHOD	Maximum	Detection	SW846 M8330					SW846 M8330					SW846 M8330					SW846 M8330					SW846 M8330					SW846 M8330					SW846 M8330				
COLLECT DATE	Detection	Frequency	5/12/2022					5/24/2021					6/16/2020					6/11/2019					3/15/2018					4/1/2017					8/16/2016				
			Result	Qual	DL	LOD	LOQ	Result	Qual	DL	LOD	LOQ	Result	Qual	DL	LOD	LOQ	Result	Qual	DL	LOD	LOQ	Result	Qual	DL	LOD	LOQ	Result	Qual	DL	LOD	LOQ	Result	DL	LOD	LOQ	Qual
EXPLOSIVES (µg/L)																																				
1,3,5-Trinitrobenzene	-	0 / 12	<	U	0.089	0.21	0.22	<	U	0.082	0.2	0.21	<	U	0.089	0.21	0.22	<	UJ	0.2	0.39	0.98	<	UJ	0.031	0.1	0.15	<	U	0.034	0.11	0.17	<	0.22	0.44	1.1	U
1,3-Dinitrobenzene	-	0 / 12	<	U	0.039	0.11	0.12	<	U	0.036	0.098	0.11	<	U	0.039	0.11	0.12	<	UJ	0.087	0.2	0.39	<	UJ	0.051	0.1	0.15	<	U	0.055	0.11	0.17	<	0.098	0.22	0.44	U
2,4,6-Trinitrotoluene	0.51 J	8 / 12	<	U	0.048	0.11	0.12	<	U	0.044	0.098	0.11	<	U	0.048	0.11	0.12	<	UJ	0.16	0.39	0.39	0.12	J	0.051	0.1	0.15	0.17		0.055	0.11	0.17	0.13	0.08	0.22	0.44	J
2,4-Dinitrotoluene	-	0 / 12	<	U	0.029	0.085	0.11	<	U	0.027	0.078	0.098	<	U	0.029	0.085	0.11	<	UJ	0.082	0.2	0.39	<	UJ	0.051	0.1	0.13	<	U	0.055	0.11	0.14	<	0.092	0.22	0.44	U
2,6-Dinitrotoluene	-	0 / 12	<	U	0.042	0.085	0.11	<	U	0.039	0.078	0.098	<	U	0.042	0.085	0.11	<	UJ	0.063	0.2	0.2	<	UJ	0.051	0.1	0.13	<	U	0.055	0.11	0.14	<	0.071	0.22	0.22	U
2-Amino-4,6-dinitrotoluene	0.55 J	11 / 12	0.18	J	0.054	0.11	0.12	0.16	J	0.05	0.098	0.11	0.15		0.054	0.11	0.12	0.19	J	0.05	0.12	0.2	0.32	J	0.03	0.1	0.15	<	U	0.033	0.11	0.17	0.26	0.056	0.13	0.22	J
2-Nitrotoluene	-	0 / 12	<	U	0.091	0.21	0.22	<	UJ	0.084	0.2	0.21	<	U	0.091	0.21	0.22	<	UJ	0.084	0.2	0.39	<	UJ	0.089	0.2	0.51	<	U	0.097	0.22	0.55	<	0.094	0.22	0.44	U
3-Nitrotoluene	-	0 / 12	<	U	0.21	0.42	0.42	<	UJ	0.19	0.39	0.39	<	U	0.21	0.42	0.42	<	UJ	0.19	0.39	0.39	<	UJ	0.058	0.2	0.51	<	U	0.063	0.22	0.55	<	0.092	0.22	0.44	U
4-Amino-2,6-dinitrotoluene	0.29	9 / 12	0.18		0.061	0.13	0.16	0.17	J	0.056	0.12	0.15	0.21	J	0.061	0.13	0.16	0.19	J	0.056	0.12	0.2	0.2	J	0.051	0.1	0.15	0.25		0.055	0.11	0.17	0.15	0.064	0.13	0.22	J
4-Nitrotoluene	-	0 / 12	<	U	0.11	0.42	0.43	<	UJ	0.098	0.39	0.4	<	U	0.11	0.42	0.43	<	UJ	0.2	0.39	0.98	<	UJ	0.089	0.2	0.51	<	U	0.097	0.22	0.55	<	0.22	0.44	1.1	U
HMX	1.1	9 / 12	<	U	0.093	0.21	0.22	0.3		0.086	0.2	0.21	<	U	0.093	0.21	0.22	0.61	J	0.086	0.2	0.39	0.72	J	0.028	0.1	0.15	0.58		0.04	0.11	0.17	<	0.097	0.22	0.44	U
MNX	-	0 / 12	<	U	0.16	0.42	2.1	<	U	0.15	0.39	2	<	U	0.16	0.42	2.1	<	UJ	0.15	0.39	2	<	UJ	0.037	0.1	0.51	<	U	0.031	0.11	0.55	<	0.4	0.4	2.2	U
Nitrobenzene	-	0 / 12	<	U	0.096	0.21	0.22	<	U	0.089	0.2	0.21	<	U	0.096	0.21	0.22	<	UJ	0.089	0.2	0.39	<	UJ	0.051	0.1	0.15	<	U	0.055	0.11	0.17	<	0.1	0.22	0.44	U
RDX	2.8	12 / 12	0.15	J	0.055	0.21	0.22	0.31		0.05	0.2	0.21	0.59		0.055	0.21	0.22	1.2	J	0.15	0.39	0.39	1.1	J	0.037	0.1	0.15	1.1		0.04	0.11	0.17	0.82	0.058	0.13	0.22	
Tetryl	-	0 / 12	<	U	0.034	0.11	0.12	<	U	0.031	0.098	0.11	<	U	0.034	0.11	0.12	<	UJ	0.078	0.2	0.23	<	UJ	0.051	0.1	0.15	<	U	0.055	0.11	0.17	<	0.088	0.22	0.26	U

Notes:
< = less than reporting limit
µg/L = micrograms per liter
HMX = octahydro-1,3,5,7-tetranitro-1,3,5,7-tetrazocine
ID = identification number
J = estimated
LOQ = limit of quantifications
MNX = mono-nitroso-RDX
NA = not analyzed
NRL = no reporting limit
Qual = qualifier
RDX = hexahydro-1,3,5-trinitro-1,3,5-triazine
RL = reporting limit
U = nondetect

TABLE E.1.1-54
CORNHUSKER ARMY AMMUNITION PLANT
WELL G0091-EXPLOSIVES

FIELD ID			G0091					G0091			G0091			G0091			G0091		
METHOD	Maximum	Detection	SW846 M8330					SW846 M8330			SW846 M8330			SW846 M8330			SW846 M8330		
COLLECT DATE	Detection	Frequency	8/12/2015					8/13/2014			3/13/2013			3/7/2012			3/9/2011		
			Result	DL	LOD	LOQ	Qual	Result	LOQ	Qual	Result	RL	Qual	Result	RL	Qual	Result	RL	Qual
EXPLOSIVES (µg/L)																			
1,3,5-Trinitrobenzene	-	0 / 12	<	0.21	0.42	1.1	U	<	1	U	<	0.8	U	<	0.8	U	<	0.8	U
1,3-Dinitrobenzene	-	0 / 12	<	0.094	0.21	0.42	U	<	0.42	U	<	0.8	U	<	0.8	U	<	0.8	U
2,4,6-Trinitrotoluene	0.51 J	8 / 12	0.19	0.076	0.21	0.42	J	0.23	0.42	J	0.38	0.8	J	0.4	0.8	J	0.51	0.8	J
2,4-Dinitrotoluene	-	0 / 12	<	0.088	0.21	0.42	U	<	0.42	U	<	0.8	U	<	0.8	U	<	0.8	U
2,6-Dinitrotoluene	-	0 / 12	<	0.068	0.21	0.21	U	<	0.21	U	<	0.8	U	<	0.8	U	<	0.8	U
2-Amino-4,6-dinitrotoluene	0.55 J	11 / 12	0.37	0.054	0.13	0.21		0.38	0.21	J	0.55	0.8	J	0.51	0.8	J	0.52	0.8	J
2-Nitrotoluene	-	0 / 12	<	0.090	0.21	0.42	U	<	0.42	U	<	0.8	U	<	0.8	U	<	0.8	U
3-Nitrotoluene	-	0 / 12	<	0.088	0.21	0.42	U	<	0.42	U	<	0.8	U	<	0.8	U	<	0.8	U
4-Amino-2,6-dinitrotoluene	0.29	9 / 12	0.29	0.061	0.13	0.21		0.27	0.21		<	1.4	U	<	1.4	U	<	0.8	U
4-Nitrotoluene	-	0 / 12	<	0.21	0.42	1.1	U	<	1	U	<	0.8	U	<	0.8	U	<	0.8	U
HMX	1.1	9 / 12	0.35	0.093	0.21	0.42	J	0.3	0.42	J	0.7	0.8	J	0.97	0.8		1.1	0.8	
MNX	-	0 / 12	<	0.38	0.38	2.1	U	<	2.1	U	<	0.8	U	<	0.8	U	<	0.8	U
Nitrobenzene	-	0 / 12	<	0.096	0.21	0.42	U	<	0.42	U	<	0.8	U	<	0.8	U	<	0.8	U
RDX	2.8	12 / 12	0.98	0.055	0.13	0.21		0.81	0.21		1.5	0.8	J	2.5	0.8	J	2.8	0.8	
Tetryl	-	0 / 12	<	0.084	0.21	0.25	U	<	0.25	UJ	<	1.6	U	<	0.8	U	<	0.8	U

Notes:
< = less than reporting limit
µg/L = micrograms per liter
HMX = octahydro-1,3,5,7-tetranitro-1,3,5,7-tetrazocine
ID = identification number
J = estimated
LOQ = limit of quantifications
MNX = mono-nitroso-RDX
NA = not analyzed
NRL = no reporting limit
Qual = qualifier
RDX = hexahydro-1,3,5-trinitro-1,3,5-triazine
RL = reporting limit
U = nondetect

TABLE E.1.1-55
CORNHUSKER ARMY AMMUNITION PLANT
WELL G0092-EXPLOSIVES

FIELD ID			G0092					G0092					G0092					G0092					G0092					G0092					G0092				
METHOD	Maximum	Detection	SW846 8330A					SW846 8330A					SW846 8330A					SW846 8330A					SW846 8330A					SW846 M8330					SW846 8330A				
COLLECT DATE	Detection	Frequency	5/12/2022					5/24/2021					6/16/2020					6/11/2019					3/15/2018					4/1/2017					8/16/2016				
			Result	Qual	DL	LOD	LOQ	Result	Qual	DL	LOD	LOQ	Result	Qual	DL	LOD	LOQ	Result	Qual	DL	LOD	LOQ	Result	Qual	DL	LOD	LOQ	Result	Qual	DL	LOD	LOQ	Result	DL	LOD	LOQ	Qual
EXPLOSIVES (µg/L)																																				
1,3,5-Trinitrobenzene	-	0 / 12	<	U	0.089	0.21	0.22	<	U	0.11	0.26	0.28	<	U	0.088	0.21	0.22	<	UJ	0.19	0.38	0.95	<	U	0.033	0.11	0.16	<	U	0.032	0.1	0.15	<	0.22	0.44	1.1	U
1,3-Dinitrobenzene	-	0 / 12	<	U	0.039	0.11	0.12	<	U	0.049	0.13	0.15	<	U	0.039	0.11	0.12	<	UJ	0.084	0.19	0.38	<	U	0.053	0.11	0.16	<	U	0.052	0.1	0.15	<	0.097	0.22	0.44	U
2,4,6-Trinitrotoluene	-	0 / 12	<	U	0.048	0.11	0.12	<	U	0.059	0.13	0.15	<	U	0.047	0.11	0.12	<	UJ	0.15	0.38	0.38	<	U	0.053	0.11	0.16	<	U	0.052	0.1	0.15	<	0.080	0.22	0.44	U
2,4-Dinitrotoluene	-	0 / 12	<	U	0.029	0.085	0.11	<	U	0.036	0.11	0.13	<	U	0.029	0.084	0.11	<	UJ	0.08	0.19	0.38	<	U	0.053	0.11	0.14	<	U	0.052	0.1	0.13	<	0.092	0.22	0.44	U
2,6-Dinitrotoluene	-	0 / 12	<	U	0.043	0.085	0.11	<	U	0.053	0.11	0.13	<	U	0.042	0.084	0.11	<	UJ	0.061	0.19	0.19	<	U	0.053	0.11	0.14	<	U	0.052	0.1	0.13	<	0.071	0.22	0.22	U
2-Amino-4,6-dinitrotoluene	-	0 / 12	<	U	0.054	0.11	0.12	<	U	0.067	0.13	0.15	<	U	0.053	0.11	0.12	<	UJ	0.048	0.11	0.19	<	U	0.032	0.11	0.16	<	U	0.031	0.1	0.15	<	0.056	0.13	0.22	U
2-Nitrotoluene	-	0 / 12	<	U	0.091	0.21	0.22	<	UJ	0.11	0.26	0.28	<	U	0.09	0.21	0.22	<	UJ	0.081	0.19	0.38	<	U	0.093	0.21	0.53	<	U	0.091	0.21	0.52	<	0.094	0.22	0.44	U
3-Nitrotoluene	-	0 / 12	<	U	0.21	0.43	0.43	<	UJ	0.26	0.53	0.53	<	U	0.21	0.42	0.42	<	UJ	0.19	0.38	0.38	<	U	0.06	0.21	0.53	<	U	0.059	0.21	0.52	<	0.092	0.22	0.44	U
4-Amino-2,6-dinitrotoluene	-	0 / 12	<	U	0.061	0.13	0.16	<	U	0.076	0.16	0.2	<	U	0.061	0.13	0.16	<	UJ	0.055	0.11	0.19	<	U	0.053	0.11	0.16	<	U	0.052	0.1	0.15	<	0.063	0.13	0.22	U
4-Nitrotoluene	-	0 / 12	<	U	0.11	0.43	0.44	<	UJ	0.13	0.53	0.54	<	U	0.11	0.42	0.43	<	UJ	0.19	0.38	0.95	<	U	0.093	0.21	0.53	<	U	0.091	0.21	0.52	<	0.22	0.44	1.1	U
HMX	0.23 J	7 / 12	<	U	0.093	0.21	0.22	<	U	0.12	0.26	0.28	<	U	0.092	0.21	0.22	<	UJ	0.083	0.19	0.38	0.18		0.03	0.11	0.16	0.14	J	0.037	0.1	0.15	0.20	0.096	0.22	0.44	J
MNX	0.047 J	1 / 12	<	U	0.16	0.43	2.1	<	U	0.2	0.53	2.6	<	U	0.16	0.42	2.1	<	UJ	0.15	0.38	1.9	<	U	0.038	0.11	0.53	0.047	J	0.029	0.1	0.52	<	0.39	0.39	2.2	U
Nitrobenzene	-	0 / 12	<	U	0.097	0.21	0.22	<	U	0.12	0.26	0.28	<	U	0.096	0.21	0.22	<	UJ	0.087	0.19	0.38	<	U	0.053	0.11	0.16	<	U	0.052	0.1	0.15	<	0.10	0.22	0.44	U
RDX	0.72 J	5 / 12	<	U	0.055	0.21	0.22	<	U	0.068	0.26	0.28	<	U	0.054	0.21	0.22	<	UJ	0.15	0.38	0.38	<	U	0.038	0.11	0.16	0.22	J	0.037	0.1	0.15	0.17	0.057	0.13	0.22	J
Tetryl	-	0 / 12	<	U	0.034	0.11	0.12	<	U	0.042	0.13	0.15	<	U	0.033	0.11	0.12	<	UJ	0.075	0.19	0.23	<	U	0.053	0.11	0.16	<	U	0.052	0.1	0.15	<	0.087	0.22	0.26	U

Notes:
< = less than reporting limit
µg/L = micrograms per liter
HMX = octahydro-1,3,5,7-tetranitro-1,3,5,7-tetrazocine
ID = identification number
J = estimated
LOQ = limit of quantifications
MNX = mono-nitroso-RDX
NA = not analyzed
NRL = no reporting limit
Qual = qualifier
RDX = hexahydro-1,3,5-trinitro-1,3,5-triazine
RL = reporting limit
U = nondetect

TABLE E.1.1-55
CORNHUSKER ARMY AMMUNITION PLANT
WELL G0092-EXPLOSIVES

FIELD ID			G0092					G0092			G0092			G0092			G0092		
METHOD	Maximum	Detection	SW846 M8330					SW846 M8330			SW846 M8330			SW846 M8330			SW846 M8330		
COLLECT DATE	Detection	Frequency	8/12/2015					8/13/2014			3/13/2013			3/7/2012			3/9/2011		
			Result	DL	LOD	LOQ	Qual	Result	LOQ	Qual	Result	RL	Qual	Result	RL	Qual	Result	RL	Qual
EXPLOSIVES (µg/L)																			
1,3,5-Trinitrobenzene	-	0 / 12	<	0.21	0.42	1.0	U	<	1	U	<	0.8	U	<	0.8	U	<	0.8	U
1,3-Dinitrobenzene	-	0 / 12	<	0.093	0.21	0.42	U	<	0.41	U	<	0.8	U	<	0.8	U	<	0.8	U
2,4,6-Trinitrotoluene	-	0 / 12	<	0.076	0.21	0.42	U	<	0.41	U	<	0.8	U	<	0.8	U	<	0.8	U
2,4-Dinitrotoluene	-	0 / 12	<	0.087	0.21	0.42	U	<	0.41	U	<	0.8	U	<	0.8	U	<	0.8	U
2,6-Dinitrotoluene	-	0 / 12	<	0.067	0.21	0.21	U	<	0.21	U	<	0.8	U	<	0.8	U	<	0.8	U
2-Amino-4,6-dinitrotoluene	-	0 / 12	<	0.053	0.13	0.21	U	<	0.21	UJ	<	0.8	U	<	0.8	U	<	0.8	U
2-Nitrotoluene	-	0 / 12	<	0.089	0.21	0.42	U	<	0.41	U	<	0.8	U	<	0.8	U	<	0.8	U
3-Nitrotoluene	-	0 / 12	<	0.087	0.21	0.42	U	<	0.41	U	<	0.8	U	<	0.8	U	<	0.8	U
4-Amino-2,6-dinitrotoluene	-	0 / 12	<	0.060	0.13	0.21	U	<	0.21	U	<	1.4	U	<	1.4	U	<	0.8	U
4-Nitrotoluene	-	0 / 12	<	0.21	0.42	1	U	<	1	U	<	0.8	U	<	0.8	U	<	0.8	U
HMX	0.23 J	7 / 12	0.23	0.091	0.21	0.42	J	0.21	0.41	J	0.19	0.8	J	0.18	0.8	J	<	0.8	U
MNX	0.047 J	1 / 12	<	0.37	0.37	2.1	U	<	2.1	U	<	0.8	U	<	0.8	U	<	0.8	U
Nitrobenzene	-	0 / 12	<	0.095	0.21	0.42	U	<	0.41	U	<	0.8	U	<	0.8	U	<	0.8	U
RDX	0.72 J	5 / 12	0.11	0.055	0.13	0.21	J	0.16	0.21	J	<	0.8	U	0.72	0.8	J	<	0.8	U
Tetryl	-	0 / 12	<	0.083	0.21	0.25	U	<	0.25	UJ	<	1.6	U	<	0.8	U	<	0.8	U

Notes:
< = less than reporting limit
µg/L = micrograms per liter
HMX = octahydro-1,3,5,7-tetranitro-1,3,5,7-tetrazocine
ID = identification number
J = estimated
LOQ = limit of quantifications
MNX = mono-nitroso-RDX
NA = not analyzed
NRL = no reporting limit
Qual = qualifier
RDX = hexahydro-1,3,5-trinitro-1,3,5-triazine
RL = reporting limit
U = nondetect

TABLE E.1.1-56
CORNHUSKER ARMY AMMUNITION PLANT
WELL G0093-EXPLOSIVES

FIELD ID			G0093						G0093						G0093						G0093						G0093						G0093					
METHOD	Maximum	Detection	SW846 M8330						SW846 M8330						SW846 M8330						SW846 M8330						SW846 M8330						SW846 M8330					
COLLECT DATE	Detection	Frequency	5/20/2022						5/21/2021						6/16/2020						6/11/2019						3/22/2018						3/31/2017						8/16/2016				
			Result	Qual	DL	LOD	LOQ	Result	Qual	DL	LOD	LOQ	Result	Qual	DL	LOD	LOQ	Result	Qual	DL	LOD	LOQ	Result	Qual	DL	LOD	LOQ	Result	Qual	DL	LOD	LOQ	Result	DL	LOD	LOQ	Qual
EXPLOSIVES (µg/L)																																				
1,3,5-Trinitrobenzene	73.6 J	11 / 12	2.4		0.084	0.2	0.21	9.1		0.083	0.2	0.21	0.45	J	0.09	0.21	0.23	16	J	0.2	0.4	0.99	20		0.15	0.5	0.75	18		0.16	0.52	0.78	<	0.22	0.44	1.1	U
1,3-Dinitrobenzene	-	0 / 12	<	U	0.037	0.1	0.11	<	U	0.036	0.099	0.11	<	UJ	0.04	0.11	0.12	<	UJ	0.088	0.2	0.4	<	U	0.05	0.1	0.15	<	U	0.052	0.1	0.16	<	0.099	0.22	0.44	U
2,4,6-Trinitrotoluene	11.9	9 / 12	<	U	0.045	0.1	0.11	3.4		0.044	0.099	0.11	<	UJ	0.048	0.11	0.12	5.1	J	0.16	0.4	0.4	3.5		0.05	0.1	0.15	4.8		0.052	0.1	0.16	<	0.08	0.22	0.44	U
2,4-Dinitrotoluene	0.11 J	2 / 12	<	U	0.028	0.8	0.1	<	U	0.027	0.079	0.099	<	UJ	0.029	0.086	0.11	<	UJ	0.083	0.2	0.4	<	U	0.05	0.1	0.13	0.11	J	0.052	0.1	0.14	<	0.093	0.22	0.44	U
2,6-Dinitrotoluene	-	0 / 12	<	U	0.04	0.8	0.1	<	U	0.04	0.079	0.099	<	UJ	0.043	0.086	0.11	<	UJ	0.064	0.2	0.2	<	U	0.05	0.1	0.13	<	U	0.052	0.1	0.14	<	0.072	0.22	0.22	U
2-Amino-4,6-dinitrotoluene	5.6	12 / 12	0.44		0.051	0.1	0.11	2.5	J	0.05	0.099	0.11	1.8	J	0.054	0.11	0.12	2.9	J	0.05	0.12	0.2	1.9		0.03	0.1	0.15	2.1		0.031	0.1	0.16	5.6	0.056	0.13	0.22	
2-Nitrotoluene	-	0 / 12	<	U	0.086	0.2	0.21	<	UJ	0.085	0.2	0.21	<	UJ	0.092	0.21	0.23	<	UJ	0.085	0.2	0.4	<	U	0.088	0.2	0.5	<	U	0.092	0.21	0.52	<	0.095	0.22	0.44	U
3-Nitrotoluene	-	0 / 12	<	U	0.2	0.4	0.4	<	UJ	0.19	0.4	0.4	<	UJ	0.21	0.43	0.43	<	UJ	0.19	0.4	0.4	<	U	0.057	0.2	0.5	<	U	0.059	0.21	0.52	<	0.093	0.22	0.44	U
4-Amino-2,6-dinitrotoluene	7.4 J	11 / 12	1.1		0.058	0.12	0.15	2.8	J	0.057	0.12	0.15	<	UJ	0.062	0.13	0.16	6.7	J	0.057	0.12	0.2	2.5		0.05	0.1	0.15	2.9		0.052	0.1	0.16	6.5	0.064	0.13	0.22	J
4-Nitrotoluene	-	0 / 12	<	U	0.1	0.4	0.41	<	UJ	0.099	0.4	0.41	<	UJ	0.11	0.43	0.44	<	UJ	0.2	0.4	0.99	<	U	0.088	0.2	0.5	<	U	0.092	0.21	0.52	<	0.22	0.44	1.1	U
HMX	3.1	9 / 12	1.4		0.088	0.2	0.21	0.96		0.087	0.2	0.21	<	UJ	0.094	0.21	0.23	<	UJ	0.087	0.2	0.4	0.82	J	0.028	0.1	0.15	1.9	J	0.037	0.1	0.16	<	0.097	0.22	0.44	U
MNX	-	0 / 12	<	U	0.15	0.4	2	<	U	0.15	0.4	2	<	UJ	0.17	0.43	2.1	<	UJ	0.15	0.4	2	<	U	0.036	0.1	0.5	<	U	0.029	0.1	0.52	<	0.4	0.4	2.2	U
Nitrobenzene	-	0 / 12	<	U	0.091	0.2	0.21	<	U	0.09	0.2	0.21	<	UJ	0.098	0.21	0.23	<	UJ	0.09	0.2	0.4	<	U	0.05	0.1	0.15	<	U	0.052	0.1	0.16	<	0.1	0.22	0.44	U
RDX	8.7	11 / 12	4.4		0.052	0.2	0.21	7.8		0.051	0.2	0.21	<	UJ	0.055	0.21	0.23	2	J	0.16	0.4	0.4	0.62		0.036	0.1	0.15	1.4	J	0.037	0.1	0.16	14	0.058	0.13	0.22	
Tetryl	-	0 / 12	<	U	0.032	0.1	0.11	<	U	0.031	0.099	0.11	<	UJ	0.034	0.11	0.12	<	UJ	0.079	0.2	0.24	<	U	0.05	0.1	0.15	<	U	0.052	0.1	0.16	<	0.088	0.22	0.27	U

Notes:
< = less than reporting limit
µg/L = micrograms per liter
HMX = octahydro-1,3,5,7-tetranitro-1,3,5,7-tetrazocine
ID = identification number
J = estimated
LOQ = limit of quantifications
MNX = mono-nitroso-RDX
NA = not analyzed
NRL = no reporting limit
Qual = qualifier
RDX = hexahydro-1,3,5-trinitro-1,3,5-triazine
RL = reporting limit
U = nondetect

TABLE E.1.1-56
CORNHUSKER ARMY AMMUNITION PLANT
WELL G0093-EXPLOSIVES

FIELD ID			G0093					G0093			G0093			G0093			G0093		
METHOD	Maximum	Detection	SW846 M8330					SW846 M8330			SW846 M8330			SW846 M8330			SW846 M8330		
COLLECT DATE	Detection	Frequency	8/14/2015					8/18/2014			3/14/2013			3/13/2012			3/14/2011		
			Result	DL	LOD	LOQ	Qual	Result	LOQ	Qual	Result	RL	Qual	Result	RL	Qual	Result	RL	Qual
EXPLOSIVES (µg/L)																			
1,3,5-Trinitrobenzene	73.6 J	11 / 12	54	1.10	2.1	5.4		39	1		73.6	0.8	J	64.2	0.8		47.1	0.8	
1,3-Dinitrobenzene	-	0 / 12	<	0.095	0.21	0.43	U	<	0.41	U	<	0.8	U	<	0.8	U	<	0.8	U
2,4,6-Trinitrotoluene	11.9	9 / 12	9.9	0.078	0.21	0.43		4.6	0.41		11.3	0.8	J	11.9	0.8		6.8	0.8	
2,4-Dinitrotoluene	0.11 J	2 / 12	0.11	0.090	0.21	0.43	J	<	0.41	U	<	0.8	U	<	0.8	U	<	0.8	U
2,6-Dinitrotoluene	-	0 / 12	<	0.069	0.21	0.21	U	<	0.21	U	<	0.8	U	<	0.8	U	<	0.8	U
2-Amino-4,6-dinitrotoluene	5.6	12 / 12	3.9	0.054	0.13	0.21		2.1	0.21	J	4.7	0.8	J	4.4	0.8		2.2	0.8	
2-Nitrotoluene	-	0 / 12	<	0.092	0.21	0.43	U	<	0.42	UJ	<	0.8	U	<	0.8	U	<	0.8	U
3-Nitrotoluene	-	0 / 12	<	0.090	0.21	0.43	U	<	0.42	UJ	<	0.8	U	<	0.8	U	<	0.8	U
4-Amino-2,6-dinitrotoluene	7.4 J	11 / 12	4.9	0.062	0.13	0.21		1.5	0.21	J	7.4	1.4	J	6.2	1.4		2.4	0.8	
4-Nitrotoluene	-	0 / 12	<	0.21	0.43	1.1	U	<	1.1	UJ	<	0.8	U	<	0.8	U	<	0.8	U
HMX	3.1	9 / 12	1.1	0.094	0.21	0.43		1.4	0.42		2.5	0.8	J	2.5	0.8		3.1	0.8	
MNX	-	0 / 12	<	0.38	0.38	2.1	U	<	1.9	U	<	0.8	U	<	0.8	U	<	0.8	U
Nitrobenzene	-	0 / 12	<	0.098	0.21	0.43	U	<	0.41	U	<	0.8	U	<	0.8	U	<	0.8	U
RDX	8.7	11 / 12	1.7	0.056	0.13	0.21		0.69	0.21		5.2	0.8	J	6.5	0.8		8.7	0.8	
Tetryl	-	0 / 12	<	0.085	0.21	0.26	U	<	0.25	U	<	1.6	U	<	0.8	U	<	0.8	U

Notes:
< = less than reporting limit
µg/L = micrograms per liter
HMX = octahydro-1,3,5,7-tetranitro-1,3,5,7-tetrazocine
ID = identification number
J = estimated
LOQ = limit of quantifications
MNX = mono-nitroso-RDX
NA = not analyzed
NRL = no reporting limit
Qual = qualifier
RDX = hexahydro-1,3,5-trinitro-1,3,5-triazine
RL = reporting limit
U = nondetect

TABLE E.1.1-57
CORNHUSKER ARMY AMMUNITION PLANT
WELL G0094-EXPLOSIVES

FIELD ID			G0094					G0094					G0094					G0094					G0094					G0094					G0094				
METHOD	Maximum	Detection	SW846 M8330					SW846 M8330					SW846 M8330					SW846 M8330					SW846 M8330					SW846 M8330					SW846 M8330				
COLLECT DATE	Detection	Frequency	5/19/2022					5/25/2021					6/15/2020					6/11/2019					3/23/2018					3/30/2017					8/12/2016				
			Result	Qual	DL	LOD	LOQ	Result	Qual	DL	LOD	LOQ	Result	Qual	DL	LOD	LOQ	Result	Qual	DL	LOD	LOQ	Result	Qual	DL	LOD	LOQ	Result	Qual	DL	LOD	LOQ	Result	DL	LOD	LOQ	Qual
EXPLOSIVES (µg/L)																																					
1,3,5-Trinitrobenzene	15.1	2 / 12	<	U	0.092	0.22	0.23	<	UJ	0.086	0.2	0.21	<	U	0.092	0.22	0.23	<	UJ	0.2	0.39	0.98	0.25	J	0.032	0.1	0.16	<	U	0.033	0.11	0.16	<	0.23	0.46	1.2	U
1,3-Dinitrobenzene	0.29 J	1 / 12	<	U	0.041	0.11	0.12	<	UJ	0.038	0.1	0.11	0.29	J	0.04	0.11	0.12	<	UJ	0.087	0.2	0.39	<	UJ	0.052	0.1	0.16	<	U	0.053	0.11	0.16	<	0.1	0.23	0.46	U
2,4,6-Trinitrotoluene	156	6 / 12	39		0.25	0.55	0.6	19	J	0.046	0.1	0.11	8.5		0.049	0.11	0.12	<	UJ	0.16	0.39	0.39	4.9	J	0.052	0.1	0.16	<	U	0.053	0.11	0.16	0.39	0.084	0.23	0.46	J
2,4-Dinitrotoluene	0.9 J	3 / 12	0.85	J	0.03	0.088	0.11	<	UJ	0.028	0.081	0.1	<	U	0.03	0.087	0.11	<	UJ	0.082	0.2	0.39	0.9	J	0.052	0.1	0.13	<	U	0.053	0.11	0.14	0.11	0.097	0.23	0.46	J
2,6-Dinitrotoluene	0.13 J	1 / 12	<	U	0.044	0.088	0.11	<	UJ	0.041	0.081	0.1	<	U	0.044	0.087	0.11	<	UJ	0.063	0.2	0.2	0.13	J	0.052	0.1	0.13	<	U	0.053	0.11	0.14	<	0.075	0.23	0.23	U
2-Amino-4,6-dinitrotoluene	62.2	9 / 12	45		0.28	0.55	0.6	35	J	0.26	0.51	0.56	13		0.055	0.11	0.12	17	J	0.05	0.12	0.2	22	J	0.31	1	1.6	14		0.32	1.1	1.6	2.3	0.059	0.14	0.23	
2-Nitrotoluene	0.24 J	1 / 12	<	U	0.094	0.22	0.23	<	UJ	0.087	0.2	0.21	<	U	0.093	0.22	0.23	<	UJ	0.084	0.2	0.39	<	UJ	0.091	0.21	0.52	<	U	0.093	0.21	0.53	0.24	0.099	0.23	0.46	J
3-Nitrotoluene	-	0 / 12	<	U	0.21	0.44	0.44	<	UJ	0.2	0.41	0.41	<	U	0.21	0.44	0.44	<	UJ	0.19	0.39	0.39	<	UJ	0.059	0.21	0.52	<	U	0.06	0.21	0.53	<	0.097	0.23	0.46	U
4-Amino-2,6-dinitrotoluene	73.7	7 / 12	47		0.32	0.66	0.82	39	J	0.29	0.61	0.76	9.7		0.063	0.13	0.16	24	J	0.057	0.12	0.2	22	J	0.52	1	1.6	14		0.53	1.1	1.6	<	0.067	0.14	0.23	U
4-Nitrotoluene	-	0 / 12	<	U	0.11	0.44	0.45	<	UJ	0.1	0.41	0.42	<	U	0.11	0.44	0.45	<	UJ	0.2	0.39	0.98	<	UJ	0.091	0.21	0.52	<	U	0.093	0.21	0.53	<	0.23	0.46	1.2	U
HMX	34 J	5 / 12	7.7	J	0.096	0.22	0.23	<	UJ	0.089	0.2	0.21	<	U	0.095	0.22	0.23	29	J	0.86	2	3.9	34	J	0.029	1	1.6	26		0.38	1.1	1.6	<	0.1	0.23	0.46	U
MNX	3.8	5 / 12	<	U	0.17	0.44	2.2	<	UJ	0.16	0.41	2	<	U	0.17	0.44	2.2	3.6	J	0.15	0.39	2	1.1	J	0.37	0.1	0.52	3.8		0.029	0.11	0.53	<	0.42	0.42	2.3	U
Nitrobenzene	15 J	2 / 12	<	U	0.1	0.22	0.23	15	J	0.093	0.2	0.21	<	U	0.099	0.22	0.23	<	UJ	0.09	0.2	0.39	<	UJ	0.052	0.1	0.16	0.3		0.053	0.11	0.16	<	0.11	0.23	0.46	U
RDX	59	8 / 12	3.6		0.057	0.22	0.23	8.1	J	0.052	0.2	0.21	2.7	J	0.056	0.22	0.23	7.3	J	0.16	0.39	0.39	16	J	0.37	1	1.6	59		0.38	1.1	1.6	9.7	0.061	0.14	0.23	
Tetryl	-	0 / 12	<	U	0.035	0.11	0.12	<	UJ	0.032	0.1	0.11	<	U	0.035	0.11	0.12	<	UJ	0.078	0.2	0.24	<	UJ	0.052	0.1	0.16	<	U	0.053	0.11	0.16	<	0.092	0.23	0.28	U

Notes:
< = less than reporting limit
µg/L = micrograms per liter
HMX = octahydro-1,3,5,7-tetranitro-1,3,5,7-tetrazocine
ID = identification number
J = estimated
LOQ = limit of quantifications
MNX = mono-nitroso-RDX
NA = not analyzed
NRL = no reporting limit
Qual = qualifier
RDX = hexahydro-1,3,5-trinitro-1,3,5-triazine
RL = reporting limit
U = nondetect

TABLE E.1.1-57
CORNHUSKER ARMY AMMUNITION PLANT
WELL G0094-EXPLOSIVES

FIELD ID			G0094					G0094			G0094			G0094			G0094		
METHOD	Maximum	Detection	SW846 M8330					SW846 M8330			SW846 M8330			SW846 M8330			SW846 M8330		
COLLECT DATE	Detection	Frequency	8/12/2015					8/15/2014			3/18/2013			3/14/2012			3/11/2011		
			Result	DL	LOD	LOQ	Qual	Result	LOQ	Qual	Result	RL	Qual	Result	RL	Qual	Result	RL	Qual
EXPLOSIVES (µg/L)																			
1,3,5-Trinitrobenzene	15.1	2 / 12	<	0.21	0.43	1.1	U	<	1	U	<	0.8	U	<	0.8	U	15.1	0.8	
1,3-Dinitrobenzene	0.29 J	1 / 12	<	0.095	0.21	0.43	U	<	0.41	U	<	0.8	U	<	0.8	U	<	0.8	U
2,4,6-Trinitrotoluene	156	6 / 12	<	0.078	0.21	0.43	U	<	0.41	U	<	0.8	U	<	0.8	U	156	4	
2,4-Dinitrotoluene	0.9 J	3 / 12	<	0.090	0.21	0.43	U	<	0.41	U	<	0.8	U	<	0.8	U	<	0.8	U
2,6-Dinitrotoluene	0.13 J	1 / 12	<	0.069	0.21	0.21	U	<	0.21	U	<	0.8	U	<	0.8	U	<	0.8	U
2-Amino-4,6-dinitrotoluene	62.2	9 / 12	<	0.054	0.13	0.21	U	0.17	0.21	J	<	0.8	U	<	0.8	U	62.2	0.8	
2-Nitrotoluene	0.24 J	1 / 12	<	0.092	0.21	0.43	U	<	0.41	U	<	0.8	U	<	0.8	U	<	0.8	U
3-Nitrotoluene	-	0 / 12	<	0.090	0.21	0.43	U	<	0.41	U	<	0.8	U	<	0.8	U	<	0.8	U
4-Amino-2,6-dinitrotoluene	73.7	7 / 12	<	0.062	0.13	0.21	U	<	0.21	U	<	1.4	U	<	1.4	U	73.7	4	
4-Nitrotoluene	-	0 / 12	<	0.21	0.43	1.1	U	<	1	U	<	0.8	U	<	0.8	U	<	0.8	U
HMX	34 J	5 / 12	<	0.094	0.21	0.43	U	<	0.41	U	<	0.8	U	<	0.8	U	3	0.8	J
MNX	3.8	5 / 12	<	0.38	0.38	2.1	U	0.86	2.2		<	0.8	U	<	0.8	U	0.6	0.8	J
Nitrobenzene	15 J	2 / 12	<	0.098	0.21	0.43	U	<	0.41	U	<	0.8	U	<	0.8	U	<	0.8	U
RDX	59	8 / 12	<	0.056	0.13	0.21	U	<	0.21	U	<	0.8	U	<	0.8	U	3.1	0.8	
Tetryl	-	0 / 12	<	0.085	0.21	0.26	U	<	0.25	U	<	1.6	U	<	0.8	U	<	0.8	U

Notes:
< = less than reporting limit
µg/L = micrograms per liter
HMX = octahydro-1,3,5,7-tetranitro-1,3,5,7-tetrazocine
ID = identification number
J = estimated
LOQ = limit of quantifications
MNX = mono-nitroso-RDX
NA = not analyzed
NRL = no reporting limit
Qual = qualifier
RDX = hexahydro-1,3,5-trinitro-1,3,5-triazine
RL = reporting limit
U = nondetect

TABLE E.1.1-58
CORNHUSKER ARMY AMMUNITION PLANT
WELL G0095-EXPLOSIVES

FIELD ID			G0095					G0095					G0095					G0095					G0095					G0095					G0095				
METHOD	Maximum	Detection	SW846 M8330					SW846 M8330					SW846 M8330					SW846 M8330					SW846 M8330					SW846 M8330					SW846 M8330				
COLLECT DATE	Detection	Frequency	5/19/2022					5/23/2021					6/12/2020					6/7/2019					3/15/2018					3/27/2017					8/10/2016				
			Result	Qual	DL	LOD	LOQ	Result	Qual	DL	LOD	LOQ	Result	Qual	DL	LOD	LOQ	Result	Qual	DL	LOD	LOQ	Result	Qual	DL	LOD	LOQ	Result	Qual	DL	LOD	LOQ	Result	DL	LOD	LOQ	Qual
EXPLOSIVES (µg/L)																																				
1,3,5-Trinitrobenzene	673 J	4 / 12	<	U	0.09	0.21	0.22	<	U	0.08	0.19	0.2	0.93		0.09	0.21	0.22	<	U	0.2	0.4	1	<	UJ	0.034	0.11	0.16	<	UJ	0.033	0.11	0.16	<	0.23	0.45	1.1	U
1,3-Dinitrobenzene	-	0 / 12	<	U	0.039	0.11	0.12	<	U	0.035	0.095	0.1	<	U	0.039	0.11	0.12	<	U	0.088	0.2	0.4	<	UJ	0.054	0.11	0.16	<	UJ	0.053	0.11	0.16	<	0.1	0.23	0.45	U
2,4,6-Trinitrotoluene	487	3 / 12	<	U	0.048	0.11	0.12	<	U	0.043	0.095	0.1	<	U	0.048	0.11	0.12	<	U	0.16	0.4	0.4	<	UJ	0.054	0.11	0.16	<	UJ	0.053	0.11	0.16	<	0.082	0.23	0.45	U
2,4-Dinitrotoluene	1.2 J	2 / 12	<	U	0.029	0.085	0.11	<	U	0.026	0.076	0.095	<	U	0.029	0.085	0.11	<	U	0.084	0.2	0.4	<	UJ	0.054	0.11	0.14	<	UJ	0.053	0.11	0.14	<	0.095	0.23	0.45	U
2,6-Dinitrotoluene	0.82	2 / 12	<	U	0.043	0.085	0.11	<	U	0.038	0.076	0.095	<	U	0.043	0.085	0.11	<	U	0.064	0.2	0.2	<	UJ	0.054	0.11	0.14	0.28	J	0.053	0.11	0.14	<	0.073	0.23	0.23	U
2-Amino-4,6-dinitrotoluene	69.2 J	7 / 12	<	U	0.054	0.11	0.12	0.55		0.048	0.095	0.1	<	U	0.054	0.11	0.12	<	U	0.051	0.12	0.2	0.39	J	0.032	0.11	0.16	0.47	J	0.032	0.11	0.16	<	0.058	0.14	0.23	U
2-Nitrotoluene	-	0 / 12	<	U	0.091	0.21	0.22	<	UJ	0.081	0.19	0.2	<	U	0.091	0.21	0.22	<	UJ	0.085	0.2	0.4	<	UJ	0.095	0.22	0.54	<	UJ	0.093	0.21	0.53	<	0.097	0.23	0.45	U
3-Nitrotoluene	-	0 / 12	<	U	0.21	0.43	0.43	<	UJ	0.18	0.38	0.38	<	U	0.21	0.43	0.43	<	UJ	0.19	0.4	0.4	<	UJ	0.062	0.22	0.54	<	UJ	0.06	0.21	0.53	<	0.095	0.23	0.45	U
4-Amino-2,6-dinitrotoluene	403 J	6 / 12	<	U	0.062	0.13	0.16	0.36	J	0.055	0.11	0.14	<	U	0.061	0.13	0.16	<	UJ	0.058	0.12	0.2	0.28	J	0.054	0.11	0.16	0.32	J	0.053	0.11	0.16	<	0.066	0.14	0.23	U
4-Nitrotoluene	-	0 / 12	<	U	0.11	0.43	0.44	<	UJ	0.095	0.38	0.39	<	U	0.11	0.43	0.44	<	UJ	0.2	0.4	1	<	UJ	0.095	0.22	0.54	<	UJ	0.093	0.21	0.53	<	0.23	0.45	1.1	U
HMX	25.9 J	5 / 12	<	U	0.093	0.21	0.22	<	U	0.083	0.19	0.2	<	U	0.093	0.21	0.22	<	U	0.087	0.2	0.4	0.52	J	0.03	0.11	0.16	1.3	J	0.038	0.11	0.16	<	0.1	0.23	0.45	U
MNX	0.95 J	3 / 12	<	U	0.16	0.43	2.1	<	U	0.15	0.38	1.9	<	U	0.16	0.43	2.1	<	U	0.15	0.4	2	<	UJ	0.039	0.11	0.54	0.27	J	0.029	0.11	0.53	<	0.41	0.41	2.3	U
Nitrobenzene	-	0 / 12	<	U	0.097	0.21	0.22	<	U	0.086	0.19	0.2	<	U	0.097	0.21	0.22	<	U	0.091	0.2	0.4	<	UJ	0.054	0.11	0.16	<	UJ	0.053	0.11	0.16	<	0.1	0.23	0.45	U
RDX	23.9 J	7 / 12	<	U	0.055	0.21	0.22	<	U	0.049	0.19	0.2	<	U	0.055	0.21	0.22	0.79	J	0.16	0.4	0.4	0.17	J	0.039	0.11	0.16	1.1	J	0.038	0.11	0.16	<	0.059	0.14	0.23	U
Tetryl	-	0 / 12	<	U	0.034	0.11	0.12	<	U	0.03	0.095	0.1	<	U	0.034	0.11	0.12	<	U	0.079	0.2	0.24	<	UJ	0.054	0.11	0.16	<	UJ	0.053	0.11	0.16	<	0.09	0.23	0.27	U

Notes:
< = less than reporting limit
µg/L = micrograms per liter
HMX = octahydro-1,3,5,7-tetranitro-1,3,5,7-tetrazocine
ID = identification number
J = estimated
LOQ = limit of quantifications
MNX = mono-nitroso-RDX
NA = not analyzed
NRL = no reporting limit
Qual = qualifier
RDX = hexahydro-1,3,5-trinitro-1,3,5-triazine
RL = reporting limit
U = nondetect

TABLE E.1.1-58
CORNHUSKER ARMY AMMUNITION PLANT
WELL G0095-EXPLOSIVES

FIELD ID			G0095					G0095			G0095			G0095			G0095		
METHOD	Maximum	Detection	SW846 M8330					SW846 M8330			SW846 M8330			SW846 M8330			SW846 M8330		
COLLECT DATE	Detection	Frequency	8/17/2015					8/11/2014			3/19/2013			3/15/2012			3/10/2011		
			Result	DL	LOD	LOQ	Qual	Result	LOQ	Qual	Result	RL	Qual	Result	RL	Qual	Result	RL	Qual
EXPLOSIVES (µg/L)																			
1,3,5-Trinitrobenzene	673 J	4 / 12	<	0.24	0.49	1.2	U	<	1.1	U	5.2	0.8	J	673	16	J	329	8	
1,3-Dinitrobenzene	-	0 / 12	<	0.11	0.24	0.49	U	<	0.43	U	<	0.8	U	<	0.8	UJ	<	0.8	U
2,4,6-Trinitrotoluene	487	3 / 12	<	0.088	0.24	0.49	U	<	0.43	U	5.2	0.8	J	235	16	J	487	8	
2,4-Dinitrotoluene	1.2 J	2 / 12	<	0.10	0.24	0.49	UJ	<	0.43	U	1.2	0.8	J	<	0.8	UJ	0.61	0.8	J
2,6-Dinitrotoluene	0.82	2 / 12	<	0.078	0.24	0.24	UJ	<	0.21	U	<	0.8	U	<	0.8	UJ	0.82	0.8	
2-Amino-4,6-dinitrotoluene	69.2 J	7 / 12	1.2	0.062	0.15	0.24		<	0.21	U	8.2	0.8	J	69.2	16	J	34	0.8	
2-Nitrotoluene	-	0 / 12	<	0.10	0.24	0.49	UJ	<	0.43	U	<	0.8	U	<	0.8	UJ	<	0.8	U
3-Nitrotoluene	-	0 / 12	<	0.10	0.24	0.49	UJ	<	0.44	U	<	0.8	U	<	0.8	UJ	<	0.8	U
4-Amino-2,6-dinitrotoluene	403 J	6 / 12	<	0.070	0.15	0.24	U	<	0.21	U	13.6	1.4	J	403	28.8	J	218	8	
4-Nitrotoluene	-	0 / 12	<	0.24	0.49	1.2	UJ	<	1.1	U	<	0.8	U	<	0.8	UJ	<	0.8	U
HMX	25.9 J	5 / 12	2.5	0.11	0.24	0.49		<	0.43	U	<	0.8	U	25.9	0.8	J	9	0.8	
MNX	0.95 J	3 / 12	<	0.44	0.44	2.4	U	0.65	2.1	J	<	0.8	U	<	0.8	UJ	0.95	0.8	J
Nitrobenzene	-	0 / 12	<	0.11	0.24	0.49	U	<	0.43	U	<	0.8	U	<	0.8	UJ	<	0.8	U
RDX	23.9 J	7 / 12	0.45	0.064	0.15	0.24	J	<	0.21	U	0.7	0.8	J	23.9	16	J	10.3	0.8	
Tetryl	-	0 / 12	<	0.096	0.24	0.29	U	<	0.26	U	<	1.6	U	<	0.8	UJ	<	0.8	U

Notes:
< = less than reporting limit
µg/L = micrograms per liter
HMX = octahydro-1,3,5,7-tetranitro-1,3,5,7-tetrazocine
ID = identification number
J = estimated
LOQ = limit of quantifications
MNX = mono-nitroso-RDX
NA = not analyzed
NRL = no reporting limit
Qual = qualifier
RDX = hexahydro-1,3,5-trinitro-1,3,5-triazine
RL = reporting limit
U = nondetect

TABLE E.1.1-59
CORNHUSKER ARMY AMMUNITION PLANT
WELL G0096-EXPLOSIVES

FIELD ID			G0096					G0096					G0096					G0096					G0096					G0096					G0096				
METHOD	Maximum	Detection	SW846 M8330					SW846 M8330					SW846 M8330					SW846 M8330					SW846 M8330					SW846 M8330					SW846 M8330				
COLLECT DATE	Detection	Frequency	5/19/2022					5/25/2021					6/16/2020					6/11/2019					3/23/2018					4/1/2017					8/10/2016				
			Result	Qual	DL	LOD	LOQ	Result	Qual	DL	LOD	LOQ	Result	Qual	DL	LOD	LOQ	Result	Qual	DL	LOD	LOQ	Result	Qual	DL	LOD	LOQ	Result	Qual	DL	LOD	LOQ	Result	DL	LOD	LOQ	Qual
EXPLOSIVES (µg/L)																																				
1,3,5-Trinitrobenzene	60.3 J	9 / 11	<	U	0.083	0.2	0.21	<	UJ	0.083	0.2	0.21	13		0.091	0.22	0.23	3	J	0.2	0.39	0.98	2.7		0.032	0.1	0.15	3.6		0.064	0.21	0.31	3.8	0.22	0.45	1.1	
1,3-Dinitrobenzene	5 J	1 / 11	<	U	0.037	0.099	0.11	<	UJ	0.037	0.099	0.11	<	U	0.04	0.11	0.12	<	UJ	0.087	0.2	0.39	<	U	0.051	0.1	0.15	<	U	0.1	0.21	0.31	<	0.099	0.22	0.45	U
2,4,6-Trinitrotoluene	8.1 J	10 / 11	<	U	0.045	0.099	0.11	0.38	J	0.045	0.099	0.11	0.96		0.049	0.11	0.12	0.71	J	0.16	0.39	0.39	0.27		0.051	0.1	0.15	0.35		0.1	0.21	0.31	0.41	0.081	0.22	0.45	J
2,4-Dinitrotoluene	0.12 J	2 / 11	<	U	0.027	0.079	0.099	<	UJ	0.027	0.079	0.099	0.047	J	0.03	0.086	0.11	<	UJ	0.082	0.2	0.39	<	U	0.051	0.1	0.13	0.12	J	0.1	0.21	0.27	<	0.093	0.22	0.45	U
2,6-Dinitrotoluene	0.14 J	1 / 11	<	U	0.04	0.079	0.099	<	UJ	0.04	0.079	0.099	<	U	0.043	0.086	0.11	<	UJ	0.063	0.2	0.2	0.14	J	0.051	0.1	0.13	<	U	0.1	0.21	0.27	<	0.072	0.22	0.22	U
2-Amino-4,6-dinitrotoluene	2.4 J	10 / 11	0.41	J	0.05	0.099	0.11	1.1	J	0.05	0.099	0.11	1.1	J	0.055	0.11	0.12	1.2	J	0.05	0.12	0.2	0.71		0.031	0.1	0.15	<	U	0.062	0.21	0.31	0.82	0.057	0.13	0.22	
2-Nitrotoluene	-	0 / 11	<	U	0.085	0.2	0.21	<	UJ	0.085	0.2	0.21	<	U	0.092	0.22	0.23	<	UJ	0.084	0.2	0.39	<	U	0.09	0.2	0.51	<	U	0.18	0.41	1	<	0.095	0.22	0.45	U
3-Nitrotoluene	-	0 / 11	<	U	0.19	0.4	0.4	<	UJ	0.19	0.4	0.4	<	U	0.21	0.43	0.43	<	UJ	0.19	0.39	0.39	<	U	0.058	0.2	0.51	<	U	0.12	0.41	1	<	0.093	0.22	0.45	U
4-Amino-2,6-dinitrotoluene	3.6 J	11 / 11	0.91		0.057	0.12	0.15	1.7	J	0.057	0.12	0.15	1.5		0.062	0.13	0.16	1.5	J	0.056	0.12	0.2	0.8		0.051	0.1	0.15	1.8		0.1	0.21	0.31	1.6	0.064	0.13	0.22	J
4-Nitrotoluene	-	0 / 11	<	U	0.099	0.4	0.41	<	UJ	0.099	0.4	0.41	<	U	0.11	0.43	0.44	<	UJ	0.2	0.39	0.98	<	U	0.09	0.2	0.51	<	U	0.18	0.41	1	<	0.22	0.45	1.1	U
HMX	39 J	10 / 11	19		0.087	0.2	0.21	39	J	0.87	2	2.1	9.7		0.095	0.22	0.23	11	J	0.086	0.2	0.39	5.3		0.029	0.1	0.15	7.6		0.074	0.21	0.31	5.9	0.098	0.22	0.45	
MNX	1.6 J	8 / 11	0.65	J	0.15	0.4	2	<	UJ	0.15	0.4	2	1.6	J	0.17	0.43	2.2	1.1	J	0.15	0.39	2	0.69		0.037	0.1	0.51	1.5		0.058	0.21	1	1.3	0.4		2.2	J
Nitrobenzene	-	0 / 11	<	U	0.09	0.2	0.21	<	UJ	0.09	0.2	0.21	<	U	0.098	0.22	0.23	<	UJ	0.089	0.2	0.39	<	U	0.051	0.1	0.15	<	U	0.1	0.21	0.31	<	0.1	0.22	0.45	U
RDX	78.2 J	11 / 11	37		0.25	0.99	1	58	J	0.51	2	2.1	36		0.56	2.2	2.3	36	J	1.5	3.9	3.9	19		0.18	0.51	0.77	54		0.37	1	1.5	32	0.29	0.67	1.1	
Tetryl	-	0 / 11	<	U	0.031	0.099	0.11	<	UJ	0.031	0.099	0.11	<	U	0.034	0.11	0.12	<	UJ	0.078	0.2	0.23	<	U	0.051	0.1	0.15	<	U	0.1	0.21	0.31	<	0.088	0.22	0.27	U

Notes:
< = less than reporting limit
µg/L = micrograms per liter
HMX = octahydro-1,3,5,7-tetranitro-1,3,5,7-tetrazocine
ID = identification number
J = estimated
LOQ = limit of quantifications
MNX = mono-nitroso-RDX
NA = not analyzed
NRL = no reporting limit
Qual = qualifier
RDX = hexahydro-1,3,5-trinitro-1,3,5-triazine
RL = reporting limit
U = nondetect

TABLE E.1.1-59
CORNHUSKER ARMY AMMUNITION PLANT
WELL G0096-EXPLOSIVES

FIELD ID			G0096					G0096			G0096			G0096		
METHOD	Maximum	Detection	SW846 M8330					SW846 M8330			SW846 M8330			SW846 M8330		
COLLECT DATE	Detection	Frequency	8/12/2015					8/14/2014			3/18/2013			3/14/2012		
			Result	DL	LOD	LOQ	Qual	Result	LOQ	Qual	Result	RL	Qual	Result	RL	Qual
EXPLOSIVES (µg/L)																
1,3,5-Trinitrobenzene	60.3 J	9 / 11	4.5	0.22	0.45	1.1		4.9	1		17.1	0.8	J	60.3	0.8	J
1,3-Dinitrobenzene	5 J	1 / 11	<	0.099	0.22	0.45	U	5.00	0.42	U	<	0.8	U	<	0.8	UJ
2,4,6-Trinitrotoluene	8.1 J	10 / 11	0.45	0.081	0.22	0.45		0.97	0.42		4.7	0.8	J	8.1	0.8	J
2,4-Dinitrotoluene	0.12 J	2 / 11	<	0.094	0.22	0.45	U	<	0.42	U	<	0.8	U	<	0.8	UJ
2,6-Dinitrotoluene	0.14 J	1 / 11	<	0.072	0.22	0.22	U	<	0.21	U	<	0.8	U	<	0.8	UJ
2-Amino-4,6-dinitrotoluene	2.4 J	10 / 11	0.46	0.057	0.13	0.22	J	0.39	0.21	J	1.5	0.8	J	2.4	0.8	J
2-Nitrotoluene	-	0 / 11	<	0.096	0.22	0.45	U	<	0.42	U	<	0.8	U	<	0.8	UJ
3-Nitrotoluene	-	0 / 11	<	0.094	0.22	0.45	U	<	0.42	U	<	0.8	U	<	0.8	UJ
4-Amino-2,6-dinitrotoluene	3.6 J	11 / 11	0.69	0.065	0.13	0.22	J	0.44	0.21	J	3	1.4	J	3.6	1.4	J
4-Nitrotoluene	-	0 / 11	<	0.22	0.45	1.1	U	<	1	U	<	0.8	U	<	0.8	UJ
HMX	39 J	10 / 11	0.32	0.098	0.22	0.45	J	<	0.42	U	3	0.8	J	21	0.8	J
MNX	1.6 J	8 / 11	<	0.40	0.40	2.2	U	<	2.1	U	1.3	0.8	J	1.4	0.8	J
Nitrobenzene	-	0 / 11	<	0.10	0.22	0.45	U	<	0.42	U	<	0.8	U	<	0.8	UJ
RDX	78.2 J	11 / 11	1.8	0.059	0.13	0.22		0.45	0.21	J	13	0.8	J	78.2	0.8	J
Tetryl	-	0 / 11	<	0.089	0.22	0.27	U	<	0.25	UJ	<	1.6	U	<	0.8	UJ

Notes:
< = less than reporting limit
µg/L = micrograms per liter
HMX = octahydro-1,3,5,7-tetranitro-1,3,5,7-tetrazocine
ID = identification number
J = estimated
LOQ = limit of quantifications
MNX = mono-nitroso-RDX
NA = not analyzed
NRL = no reporting limit
Qual = qualifier
RDX = hexahydro-1,3,5-trinitro-1,3,5-triazine
RL = reporting limit
U = nondetect

TABLE E.1.1-60
CORNHUSKER ARMY AMMUNITION PLANT
WELL G0097-EXPLOSIVES

FIELD ID			G0097					G0097					G0097					G0097					G0097					G0097					G0097				
METHOD	Maximum	Detection	SW846 M8330					SW846 M8330					SW846 M8330					SW846 M8330					SW846 M8330					SW846 M8330					SW846 M8330				
COLLECT DATE	Detection	Frequency	5/15/2022					5/23/2021					6/14/2020					6/8/2019					3/21/2018					3/29/2017					8/8/2016				
			Result	Qual	DL	LOD	LOQ	Result	Qual	DL	LOD	LOQ	Result	Qual	DL	LOD	LOQ	Result	Qual	DL	LOD	LOQ	Result	Qual	DL	LOD	LOQ	Result	Qual	DL	LOD	LOQ	Result	DL	LOD	LOQ	Qual
EXPLOSIVES (µg/L)																																				
1,3,5-Trinitrobenzene	70.8 J	5 / 11	<	U	0.081	0.19	0.2	<	UJ	0.082	0.2	0.2	<	U	1.8	4.4	4.6	1.2		0.22	0.43	1.1	<	U	0.033	0.11	0.16	1.1		0.032	0.1	0.16	<	0.46	0.91	2.3	U
1,3-Dinitrobenzene	0.41	2 / 11	<	U	0.035	0.096	0.11	<	UJ	0.036	0.098	0.11	<	U	0.81	2.2	2.4	<	U	0.096	0.22	0.43	<	U	0.053	0.11	0.16	0.41		0.052	0.1	0.16	0.29	0.2	0.46	0.91	J
2,4,6-Trinitrotoluene	69.7 J	4 / 11	<	U	0.043	0.096	0.11	<	UJ	0.044	0.098	0.11	<	U	0.99	2.2	2.4	<	U	0.17	0.43	0.43	<	U	0.053	0.11	0.16	<	U	0.052	0.1	0.16	1.5	0.16	0.46	0.91	
2,4-Dinitrotoluene	0.86	2 / 11	<	U	0.026	0.077	0.096	<	UJ	0.027	0.078	0.098	<	U	0.6	1.8	2.2	<	U	0.091	0.22	0.43	<	U	0.053	0.11	0.14	0.86		0.052	0.1	0.14	0.73	0.19	0.46	0.91	J
2,6-Dinitrotoluene	-	0 / 11	<	U	0.039	0.077	0.096	<	UJ	0.039	0.078	0.098	<	U	0.88	1.8	2.2	<	U	0.07	0.22	0.22	<	U	0.053	0.11	0.14	<	U	0.052	0.1	0.14	<	0.15	0.46	0.46	U
2-Amino-4,6-dinitrotoluene	16.1 J	6 / 11	<	U	0.049	0.096	0.11	<	UJ	0.049	0.098	0.11	<	U	1.1	2.2	2.4	<	U	0.055	0.13	0.22	0.67		0.032	0.11	0.16	12		0.16	0.52	0.78	7.7	0.12	0.27	0.46	
2-Nitrotoluene	-	0 / 11	<	U	0.082	0.19	0.2	<	UJ	0.083	0.2	0.2	<	U	1.9	4.4	4.6	<	UJ	0.092	0.22	0.43	<	U	0.094	0.21	0.52	<	U	0.092	0.21	0.52	<	0.19	0.46	0.91	U
3-Nitrotoluene	-	0 / 11	<	U	0.19	0.38	0.38	<	UJ	0.19	0.39	0.39	<	U	4.3	8.8	8.8	<	UJ	0.21	0.43	0.43	<	U	0.061	0.21	0.52	<	U	0.059	0.21	0.52	<	0.19	0.46	0.91	U
4-Amino-2,6-dinitrotoluene	24 J	6 / 11	<	U	0.055	0.12	0.14	<	UJ	0.056	0.12	0.15	<	U	1.3	2.6	3.3	<	U	0.062	0.13	0.22	0.61		0.053	0.11	0.16	10		0.052	0.1	0.16	6.8	0.13	0.27	0.46	J
4-Nitrotoluene	-	0 / 11	<	U	0.096	0.38	0.39	<	UJ	0.098	0.39	0.4	<	U	2.2	8.8	9	<	UJ	0.22	0.43	1.1	<	U	0.094	0.21	0.52	<	U	0.092	0.21	0.52	<	0.46	0.91	2.3	U
HMX	13.8 J	7 / 11	3.1	J	0.084	0.19	0.2	<	UJ	0.086	0.2	0.2	<	U	1.9	4.4	4.6	<	U	0.095	0.22	0.43	1.8		0.03	0.11	0.16	5	J	0.19	0.52	0.78	9.9	0.2	0.46	0.91	
MNX	4.5 J	4 / 11	<	U	0.15	0.38	1.9	4.1	J	0.15	0.39	2	<	U	3.4	8.8	44	<	U	0.17	0.43	2.2	<	U	0.038	0.11	0.52	0.47	J	0.029	0.1	0.52	<	0.82	0.82	4.6	U
Nitrobenzene	0.45 J	1 / 11	<	U	0.087	0.19	0.2	<	UJ	0.089	0.2	0.2	<	U	2	4.4	4.6	<	U	0.098	0.22	0.43	<	U	0.053	0.11	0.16	<	U	0.052	0.1	0.16	0.45	0.21	0.46	0.91	J
RDX	26.7	6 / 11	<	U	0.05	0.19	0.2	0.71	J	0.05	0.2	0.2	<	U	1.1	4.4	4.6	<	U	0.17	0.43	0.43	<	U	0.038	0.11	0.16	1.9		0.038	0.1	0.16	0.75	0.12	0.27	0.46	J
Tetryl	0.87 J	1 / 11	<	U	0.031	0.096	0.11	<	UJ	0.031	0.098	0.11	<	U	0.7	2.2	2.4	0.87	J	0.086	0.22	0.26	<	U	0.053	0.11	0.16	<	U	0.052	0.1	0.16	<	0.18	0.46	0.55	U

Notes:
< = less than reporting limit
µg/L = micrograms per liter
HMX = octahydro-1,3,5,7-tetranitro-1,3,5,7-tetrazocine
ID = identification number
J = estimated
LOQ = limit of quantifications
MNX = mono-nitroso-RDX
NA = not analyzed
NRL = no reporting limit
Qual = qualifier
RDX = hexahydro-1,3,5-trinitro-1,3,5-triazine
RL = reporting limit
U = nondetect

TABLE E.1.1-60
CORNHUSKER ARMY AMMUNITION PLANT
WELL G0097-EXPLOSIVES

FIELD ID			G0097					G0097			G0097			G0097		
METHOD	Maximum	Detection	SW846 M8330					SW846 M8330			SW846 M8330			SW846 M8330		
COLLECT DATE	Detection	Frequency	8/17/2015					8/14/2014			3/18/2013			3/14/2012		
			Result	DL	LOD	LOQ	Qual	Result	LOQ	Qual	Result	RL	Qual	Result	RL	Qual
EXPLOSIVES (µg/L)																
1,3,5-Trinitrobenzene	70.8 J	5 / 11	<	0.22	0.44	1.1	U	35	1		70.8	0.8	J	9.1	0.8	
1,3-Dinitrobenzene	0.41	2 / 11	<	0.099	0.22	0.44	U	<	0.42	U	<	0.8	U	<	0.8	U
2,4,6-Trinitrotoluene	69.7 J	4 / 11	<	0.081	0.22	0.44	U	39	0.42		69.7	0.8	J	31.3	0.8	
2,4-Dinitrotoluene	0.86	2 / 11	<	0.094	0.22	0.44	U	<	0.42	U	<	0.8	U	<	0.8	U
2,6-Dinitrotoluene	-	0 / 11	<	0.072	0.22	0.22	U	<	0.21	U	<	0.8	U	<	0.8	U
2-Amino-4,6-dinitrotoluene	16.1 J	6 / 11	<	0.057	0.13	0.22	U	16	0.21	J	16.1	0.8	J	11	0.8	
2-Nitrotoluene	-	0 / 11	<	0.096	0.22	0.44	U	<	0.42	U	<	0.8	U	<	0.8	U
3-Nitrotoluene	-	0 / 11	<	0.094	0.22	0.44	U	<	0.42	U	<	0.8	U	<	0.8	U
4-Amino-2,6-dinitrotoluene	24 J	6 / 11	<	0.065	0.13	0.22	U	24	0.21	J	22.9	1.4	J	22.4	1.4	
4-Nitrotoluene	-	0 / 11	<	0.22	0.44	1.1	U	<	1	U	<	0.8	U	<	0.8	U
HMX	13.8 J	7 / 11	<	0.098	0.22	0.44	U	3.9	0.42	J	13.8	0.8	J	5.2	0.8	
MNX	4.5 J	4 / 11	<	0.40	0.40	2.2	U	<	2.1	U	4.5	0.8	J	0.64	0.8	J
Nitrobenzene	0.45 J	1 / 11	<	0.10	0.22	0.44	U	<	0.42	U	<	0.8	U	<	0.8	U
RDX	26.7	6 / 11	<	0.059	0.13	0.22	U	22	0.21	J	21.4	0.8	J	26.7	0.8	
Tetryl	0.87 J	1 / 11	<	0.089	0.22	0.27	U	<	0.25	U	<	1.6	U	<	0.8	U

Notes:
< = less than reporting limit
µg/L = micrograms per liter
HMX = octahydro-1,3,5,7-tetranitro-1,3,5,7-tetrazocine
ID = identification number
J = estimated
LOQ = limit of quantifications
MNX = mono-nitroso-RDX
NA = not analyzed
NRL = no reporting limit
Qual = qualifier
RDX = hexahydro-1,3,5-trinitro-1,3,5-triazine
RL = reporting limit
U = nondetect

TABLE E.1.1-61
CORNHUSKER ARMY AMMUNITION PLANT
WELL G0098-EXPLOSIVES

FIELD ID			G0098					G0098					G0098					G0098					G0098					G0098					G0098				
METHOD	Maximum	Detection	SW846 M8330					SW846 M8330					SW846 M8330					SW846 M8330					SW846 M8330					SW846 M8330					SW846 M8330				
COLLECT DATE	Detection	Frequency	5/15/2022					5/23/2021					6/14/2020					6/8/2019					3/21/2018					3/28/2017					8/15/2016				
			Result	Qual	DL	LOD	LOQ	Result	Qual	DL	LOD	LOQ	Result	Qual	DL	LOD	LOQ	Result	Qual	DL	LOD	LOQ	Result	Qual	DL	LOD	LOQ	Result	Qual	DL	LOD	LOQ	Result	DL	LOD	LOQ	Qual
EXPLOSIVES (µg/L)																																				
1,3,5-Trinitrobenzene	0.97	1 / 11	<	U	0.082	0.2	0.21	<	U	0.08	0.19	0.2	<	U	0.091	0.22	0.23	<	U	0.2	0.4	1	<	U	0.032	0.1	0.16	<	U	0.033	0.11	0.16	<	0.23	0.46	1.1	U
1,3-Dinitrobenzene	-	0 / 11	<	U	0.036	0.098	0.11	<	U	0.035	0.095	0.1	<	U	0.04	0.11	0.12	<	U	0.088	0.2	0.4	<	U	0.052	0.1	0.16	<	U	0.053	0.11	0.16	<	0.1	0.23	0.46	U
2,4,6-Trinitrotoluene	25.4	2 / 11	<	U	0.044	0.098	0.11	<	U	0.043	0.095	0.1	<	U	0.049	0.11	0.12	<	U	0.16	0.4	0.4	<	U	0.052	0.1	0.16	0.14	J	0.053	0.11	0.16	<	0.083	0.23	0.46	U
2,4-Dinitrotoluene	-	0 / 11	<	U	0.027	0.078	0.098	<	U	0.026	0.076	0.095	<	U	0.03	0.087	0.11	<	U	0.084	0.2	0.4	<	U	0.052	0.1	0.14	<	U	0.053	0.11	0.14	<	0.096	0.23	0.46	U
2,6-Dinitrotoluene	1.6 J	3 / 11	<	U	0.039	0.078	0.098	<	U	0.038	0.076	0.095	<	U	0.043	0.087	0.11	<	U	0.064	0.2	0.2	0.74	J	0.052	0.1	0.14	0.72	J	0.053	0.11	0.14	<	0.074	0.23	0.23	U
2-Amino-4,6-dinitrotoluene	15.7	2 / 11	<	U	0.05	0.098	0.11	<	U	0.048	0.095	0.1	<	U	0.055	0.11	0.12	<	U	0.051	0.12	0.2	<	U	0.031	0.1	0.16	<	U	0.032	0.11	0.16	<	0.058	0.14	0.23	U
2-Nitrotoluene	-	0 / 11	<	U	0.084	0.2	0.21	<	UJ	0.082	0.19	0.2	<	U	0.093	0.22	0.23	<	UJ	0.085	0.2	0.4	<	U	0.092	0.21	0.52	<	U	0.093	0.21	0.53	<	0.098	0.23	0.46	U
3-Nitrotoluene	-	0 / 11	<	U	0.19	0.39	0.39	<	UJ	0.19	0.38	0.38	<	U	0.21	0.43	0.43	<	UJ	0.19	0.4	0.4	<	U	0.06	0.21	0.52	<	U	0.06	0.21	0.53	<	0.095	0.23	0.46	U
4-Amino-2,6-dinitrotoluene	75.2	2 / 11	<	U	0.057	0.12	0.15	<	U	0.055	0.11	0.14	<	U	0.062	0.13	0.16	<	U	0.058	0.12	0.2	<	U	0.052	0.1	0.16	<	U	0.053	0.11	0.16	<	0.066	0.14	0.23	U
4-Nitrotoluene	-	0 / 11	<	U	0.098	0.39	0.4	<	UJ	0.095	0.38	0.39	<	U	0.11	0.43	0.44	<	UJ	0.2	0.4	1	<	U	0.092	0.21	0.52	<	U	0.093	0.21	0.53	<	0.23	0.46	1.1	U
HMX	95.6 J	6 / 11	<	U	0.086	0.2	0.21	<	U	0.084	0.19	0.2	<	U	0.095	0.22	0.23	1.6		0.087	0.2	0.4	0.6	J	0.029	0.1	0.16	2.4	J	0.038	0.11	0.16	<	0.1	0.23	0.46	U
MNX	14.9	3 / 11	<	U	0.15	0.39	2	<	U	0.15	0.38	1.9	<	U	0.17	0.43	2.2	<	U	0.15	0.4	2	<	U	0.038	0.1	0.52	<	U	0.03	0.11	0.53	<	0.41	0.41	2.3	U
Nitrobenzene	0.52	1 / 11	<	U	0.089	0.2	0.21	0.52		0.087	0.19	0.2	<	U	0.099	0.22	0.23	<	U	0.091	0.2	0.4	<	U	0.052	0.1	0.16	<	U	0.053	0.11	0.16	<	0.1	0.23	0.46	U
RDX	302	5 / 11	<	U	0.05	0.2	0.21	<	U	0.049	0.19	0.2	0.89	J	0.056	0.22	0.23	<	U	0.16	0.4	0.4	<	U	0.038	0.1	0.16	1.3	J	0.038	0.11	0.16	<	0.06	0.14	0.23	U
Tetryl	-	0 / 11	<	U	0.031	0.098	0.11	<	U	0.03	0.095	0.1	<	U	0.034	0.11	0.12	<	U	0.079	0.2	0.24	<	U	0.052	0.1	0.16	<	U	0.053	0.11	0.16	<	0.091	0.23	0.27	U

Notes:
< = less than reporting limit
µg/L = micrograms per liter
HMX = octahydro-1,3,5,7-tetranitro-1,3,5,7-tetrazocine
ID = identification number
J = estimated
LOQ = limit of quantifications
MNX = mono-nitroso-RDX
NA = not analyzed
NRL = no reporting limit
Qual = qualifier
RDX = hexahydro-1,3,5-trinitro-1,3,5-triazine
RL = reporting limit
U = nondetect

TABLE E.1.1-61
CORNHUSKER ARMY AMMUNITION PLANT
WELL G0098-EXPLOSIVES

FIELD ID			G0098					G0098			G0098			G0098		
METHOD	Maximum	Detection	SW846 M8330					SW846 M8330			SW846 M8330			SW846 M8330		
COLLECT DATE	Detection	Frequency	8/13/2015					8/15/2014			3/18/2013			3/14/2012		
			Result	Qual	DL	LOD	LOQ	Result	LOQ	Qual	Result	RL	Qual	Result	RL	Qual
EXPLOSIVES (µg/L)																
1,3,5-Trinitrobenzene	0.97	1 / 11	<	0.43	0.22	1.1	U	<	1	U	<	0.8	U	0.97	0.8	
1,3-Dinitrobenzene	-	0 / 11	<	0.22	0.095	0.43	U	<	0.42	U	<	0.8	U	<	0.8	U
2,4,6-Trinitrotoluene	25.4	2 / 11	<	0.22	0.078	0.43	U	<	0.42	U	<	0.8	U	25.4	0.8	
2,4-Dinitrotoluene	-	0 / 11	<	0.22	0.090	0.43	U	<	0.42	U	<	0.8	U	<	0.8	U
2,6-Dinitrotoluene	1.6 J	3 / 11	<	0.22	0.069	0.22	U	<	0.21	U	<	0.8	U	1.6	0.8	J
2-Amino-4,6-dinitrotoluene	15.7	2 / 11	<	0.13	0.055	0.22	U	<	0.21	J	1.4	0.8	J	15.7	0.8	
2-Nitrotoluene	-	0 / 11	<	0.22	0.092	0.43	U	<	0.42	U	<	0.8	U	<	0.8	U
3-Nitrotoluene	-	0 / 11	<	0.22	0.090	0.43	U	<	0.42	U	<	0.8	U	<	0.8	U
4-Amino-2,6-dinitrotoluene	75.2	2 / 11	<	0.13	0.062	0.22	U	<	0.21	J	2.6	1.4	J	75.2	7.2	
4-Nitrotoluene	-	0 / 11	<	0.43	0.22	1.1	U	<	1	U	<	0.8	U	<	0.8	U
HMX	95.6 J	6 / 11	9.8	0.22	0.094	0.43	J	<	0.42	J	24.7	0.8	J	95.6	4	J
MNX	14.9	3 / 11	0.44	0.39	0.39	2.2	J	<	2.1	J	3.7	0.8	J	14.9	0.8	
Nitrobenzene	0.52	1 / 11	<	0.22	0.098	0.43	U	<	0.42	U	<	0.8	U	<	0.8	U
RDX	302	5 / 11	3.7	0.13	0.056	0.22	J	<	0.21	J	32.2	0.8	J	302	4	
Tetryl	-	0 / 11	<	0.22	0.085	0.26	U	<	0.25	U	<	1.6	U	<	0.8	U

Notes:
< = less than reporting limit
µg/L = micrograms per liter
HMX = octahydro-1,3,5,7-tetranitro-1,3,5,7-tetrazocine
ID = identification number
J = estimated
LOQ = limit of quantifications
MNX = mono-nitroso-RDX
NA = not analyzed
NRL = no reporting limit
Qual = qualifier
RDX = hexahydro-1,3,5-trinitro-1,3,5-triazine
RL = reporting limit
U = nondetect

TABLE E.1.1-62
CORNHUSKER ARMY AMMUNITION PLANT
WELL G0099-EXPLOSIVES

FIELD ID			G0099					G0099					G0099					G0099					G0099					G0099					G0099				
METHOD	Maximum	Detection	SW846 M8330					SW846 M8330					SW846 M8330					SW846 M8330					SW846 M8330					SW846 M8330					SW846 M8330				
COLLECT DATE	Detection	Frequency	5/16/2022					5/23/2021					6/15/2020					6/8/2019					3/23/2018					3/30/2017					8/11/2016				
			Result	Qual	DL	LOD	LOQ	Result	Qual	DL	LOD	LOQ	Result	Qual	DL	LOD	LOQ	Result	Qual	DL	LOD	LOQ	Result	Qual	DL	LOD	LOQ	Result	Qual	DL	LOD	LOQ	Result	DL	LOD	LOQ	Qual
EXPLOSIVES (µg/L)																																				
1,3,5-Trinitrobenzene	0.033 J	1 / 11	<	U	0.09	0.21	0.23	<	U	0.083	0.2	0.21	<	U	0.089	0.21	0.22	<	U	0.2	0.39	0.98	0.033	J	0.031	0.1	0.15	<	UJ	0.032	0.1	0.16	<	0.22	0.43	1.1	U
1,3-Dinitrobenzene	-	0 / 11	<	U	0.04	0.11	0.12	<	U	0.036	0.098	0.11	<	U	0.039	0.11	0.12	<	U	0.087	0.2	0.39	<	U	0.05	0.1	0.15	<	UJ	0.052	0.1	0.16	<	0.096	0.22	0.43	U
2,4,6-Trinitrotoluene	17.6 J	1 / 11	<	U	0.048	0.11	0.12	<	U	0.044	0.098	0.11	<	U	0.048	0.11	0.12	<	U	0.16	0.39	0.39	<	U	0.05	0.1	0.15	<	UJ	0.052	0.1	0.16	<	0.078	0.22	0.43	U
2,4-Dinitrotoluene	-	0 / 11	<	U	0.029	0.086	0.11	<	U	0.027	0.079	0.098	<	U	0.029	0.085	0.11	<	U	0.082	0.2	0.39	<	U	0.05	0.1	0.13	<	UJ	0.052	0.1	0.13	<	0.09	0.22	0.43	U
2,6-Dinitrotoluene	0.35 J	1 / 11	<	U	0.043	0.086	0.11	<	U	0.039	0.079	0.098	<	U	0.043	0.085	0.11	<	U	0.063	0.2	0.2	<	U	0.05	0.1	0.13	0.35	J	0.052	0.1	0.13	<	0.07	0.22	0.22	U
2-Amino-4,6-dinitrotoluene	0.78 J	3 / 11	<	U	0.054	0.11	0.12	<	U	0.05	0.098	0.11	0.15	J	0.054	0.11	0.12	<	U	0.05	0.12	0.2	<	U	0.03	0.1	0.15	<	UJ	0.031	0.1	0.16	0.22	0.055	0.13	0.22	J
2-Nitrotoluene	-	0 / 11	<	U	0.092	0.21	0.23	<	UJ	0.084	0.2	0.21	<	U	0.091	0.21	0.22	<	UJ	0.084	0.2	0.39	<	U	0.089	0.2	0.5	<	UJ	0.091	0.21	0.52	<	0.092	0.22	0.43	U
3-Nitrotoluene	-	0 / 11	<	U	0.21	0.43	0.43	<	UJ	0.19	0.39	0.39	<	U	0.21	0.42	0.42	<	UJ	0.19	0.39	0.39	<	U	0.058	0.2	0.5	<	UJ	0.059	0.21	0.52	<	0.09	0.22	0.43	U
4-Amino-2,6-dinitrotoluene	2.1 J	2 / 11	<	U	0.062	0.13	0.16	<	U	0.057	0.12	0.15	<	U	0.061	0.13	0.16	0.28	J	0.056	0.12	0.2	<	U	0.05	0.1	0.15	<	UJ	0.052	0.1	0.16	<	0.062	0.13	0.22	U
4-Nitrotoluene	-	0 / 11	<	U	0.11	0.43	0.44	<	UJ	0.098	0.39	0.4	<	U	0.11	0.42	0.44	<	UJ	0.2	0.39	0.98	<	U	0.089	0.2	0.5	<	UJ	0.091	0.21	0.52	<	0.22	0.43	1.1	U
HMX	27 J	5 / 11	<	U	0.094	0.21	0.23	1.3		0.086	0.2	0.21	<	U	0.093	0.21	0.22	0.51		0.086	0.2	0.39	1.2	J	0.028	0.1	0.15	3.4	J	0.037	0.1	0.16	<	0.094	0.22	0.43	U
MNX	0.98 J	3 / 11	<	U	0.17	0.43	2.1	0.98	J	0.15	0.39	2	<	U	0.16	0.42	2.1	<	U	0.15	0.39	2	0.48	J	0.036	0.1	0.5	0.21	J	0.029	0.1	0.52	<	0.39	0.39	2.2	U
Nitrobenzene	-	0 / 11	<	U	0.098	0.21	0.23	<	U	0.09	0.2	0.21	<	U	0.097	0.21	0.22	<	U	0.089	0.2	0.39	<	U	0.05	0.1	0.15	<	UJ	0.052	0.1	0.16	<	0.098	0.22	0.43	U
RDX	183 J	10 / 11	21		0.055	0.21	0.23	97		0.51	2	2.1	1.3	J	0.055	0.21	0.22	2.2		0.15	0.39	0.39	1.7		0.036	0.1	0.15	1.3	J	0.037	0.1	0.16	3.1	0.056	0.13	0.22	
Tetryl	-	0 / 11	<	U	0.034	0.11	0.12	<	U	0.031	0.098	0.11	<	U	0.034	0.11	0.12	<	U	0.078	0.2	0.23	<	U	0.05	0.1	0.15	<	UJ	0.052	0.1	0.16	<	0.085	0.22	0.26	U

Notes:
< = less than reporting limit
µg/L = micrograms per liter
HMX = octahydro-1,3,5,7-tetranitro-1,3,5,7-tetrazocine
ID = identification number
J = estimated
LOQ = limit of quantifications
MNX = mono-nitroso-RDX
NA = not analyzed
NRL = no reporting limit
Qual = qualifier
RDX = hexahydro-1,3,5-trinitro-1,3,5-triazine
RL = reporting limit
U = nondetect

TABLE E.1.1-62
CORNHUSKER ARMY AMMUNITION PLANT
WELL G0099-EXPLOSIVES

FIELD ID			G0099					G0099			G0099			G0099		
METHOD	Maximum	Detection	SW846 M8330					SW846 M8330			SW846 M8330			SW846 M8330		
COLLECT DATE	Detection	Frequency	8/13/2015					8/13/2014			3/21/2013			3/14/2012		
			Result	DL	LOD	LOQ	Qual	Result	LOQ	Qual	Result	RL	Qual	Result	RL	Qual
EXPLOSIVES (µg/L)																
1,3,5-Trinitrobenzene	0.033 J	1 / 11	<	0.21	0.43	1.1	U	<	1	U	<	0.8	U	<	0.8	UJ
1,3-Dinitrobenzene	-	0 / 11	<	0.095	0.21	0.43	U	<	0.42	U	<	0.8	U	<	0.8	UJ
2,4,6-Trinitrotoluene	17.6 J	1 / 11	<	0.077	0.21	0.43	U	<	0.42	U	<	0.8	U	17.6	0.8	J
2,4-Dinitrotoluene	-	0 / 11	<	0.089	0.21	0.43	U	<	0.42	U	<	0.8	U	<	0.8	UJ
2,6-Dinitrotoluene	0.35 J	1 / 11	<	0.069	0.21	0.21	U	<	0.21	U	<	0.8	U	<	0.8	UJ
2-Amino-4,6-dinitrotoluene	0.78 J	3 / 11	<	0.054	0.13	0.21	U	<	0.21	U	<	0.8	U	0.78	0.8	J
2-Nitrotoluene	-	0 / 11	<	0.091	0.21	0.43	U	<	0.42	U	<	0.8	U	<	0.8	UJ
3-Nitrotoluene	-	0 / 11	<	0.089	0.21	0.43	U	<	0.42	U	<	0.8	U	<	0.8	UJ
4-Amino-2,6-dinitrotoluene	2.1 J	2 / 11	<	0.061	0.13	0.21	U	<	0.21	U	<	1.4	U	2.1	1.4	J
4-Nitrotoluene	-	0 / 11	<	0.21	0.43	1.1	U	<	1	U	<	0.8	U	<	0.8	UJ
HMX	27 J	5 / 11	<	0.093	0.21	0.43	U	<	0.42	U	<	0.8	U	27	0.8	J
MNX	0.98 J	3 / 11	<	0.38	0.38	2.1	U	<	2.1	U	<	0.8	U	<	0.8	UJ
Nitrobenzene	-	0 / 11	<	0.10	0.21	0.43	U	<	0.42	U	<	0.8	U	<	0.8	UJ
RDX	183 J	10 / 11	0.21	0.056	0.13	0.21	J	<	0.21	U	2.2	0.8	J	183	8	J
Tetryl	-	0 / 11	<	0.085	0.21	0.26	U	<	0.25	U	<	1.6	U	<	0.8	UJ

Notes:
< = less than reporting limit
µg/L = micrograms per liter
HMX = octahydro-1,3,5,7-tetranitro-1,3,5,7-tetrazocine
ID = identification number
J = estimated
LOQ = limit of quantifications
MNX = mono-nitroso-RDX
NA = not analyzed
NRL = no reporting limit
Qual = qualifier
RDX = hexahydro-1,3,5-trinitro-1,3,5-triazine
RL = reporting limit
U = nondetect

TABLE E.1.1-63
CORNHUSKER ARMY AMMUNITION PLANT
WELL G0100-EXPLOSIVES

FIELD ID			G0100					G0100					G0100					G0100					G0100					G0100					G0100				
METHOD	Maximum	Detection	SW846 M8330					SW846 M8330					SW846 M8330					SW846 M8330					SW846 M8330					SW846 M8330					SW846 M8330				
COLLECT DATE	Detection	Frequency	5/19/2022					5/23/2021					6/12/2020					6/7/2019					3/15/2018					3/27/2017					8/4/2016				
			Result	Qual	DL	LOD	LOQ	Result	Qual	DL	LOD	LOQ	Result	Qual	DL	LOD	LOQ	Result	Qual	DL	LOD	LOQ	Result	Qual	DL	LOD	LOQ	Result	Qual	DL	LOD	LOQ	Result	DL	LOD	LOQ	Qual
EXPLOSIVES (µg/L)																																					
1,3,5-Trinitrobenzene	121 J	7 / 11	<	U	0.093	0.22	0.23	<	U	0.082	0.2	0.21	1.5		0.089	0.21	0.22	<	U	0.2	0.4	1	0.37	J	0.032	0.1	0.15	2.1		0.033	0.11	0.16	2.8	0.22	0.44	1.1	
1,3-Dinitrobenzene	-	0 / 11	<	U	0.041	0.11	0.12	<	U	0.036	0.098	0.11	<	U	0.039	0.11	0.12	<	U	0.089	0.2	0.4	<	U	0.051	0.1	0.15	<	U	0.053	0.11	0.16	<	0.097	0.22	0.44	U
2,4,6-Trinitrotoluene	35.9 J	7 / 11	<	U	0.05	0.11	0.12	<	U	0.044	0.098	0.11	0.39	J	0.048	0.11	0.12	<	U	0.16	0.4	0.4	<	U	0.051	0.1	0.15	0.32	J	0.053	0.11	0.16	1.1	0.079	0.22	0.44	
2,4-Dinitrotoluene	0.33 J	2 / 11	<	U	0.03	0.088	0.11	<	U	0.027	0.078	0.098	<	U	0.029	0.085	0.11	<	U	0.084	0.2	0.4	<	U	0.051	0.1	0.13	<	U	0.053	0.11	0.14	0.17	0.092	0.22	0.44	J
2,6-Dinitrotoluene	7.4 J	1 / 11	<	U	0.044	0.088	0.11	7.4	J	0.039	0.078	0.098	<	U	0.042	0.085	0.11	<	U	0.064	0.2	0.2	<	U	0.051	0.1	0.13	<	U	0.053	0.11	0.14	<	0.07	0.22	0.22	U
2-Amino-4,6-dinitrotoluene	10.7	8 / 11	0.51		0.056	0.11	0.12	<	U	0.05	0.098	0.11	0.83		0.054	0.11	0.12	<	U	0.051	0.12	0.2	<	U	0.031	0.1	0.15	0.8		0.032	0.11	0.16	2.3	0.055	0.13	0.22	
2-Nitrotoluene	-	0 / 11	<	U	0.094	0.22	0.23	<	UJ	0.084	0.2	0.21	<	U	0.09	0.21	0.22	<	UJ	0.085	0.2	0.4	<	U	0.09	0.2	0.51	<	U	0.094	0.21	0.53	<	0.093	0.22	0.44	U
3-Nitrotoluene	-	0 / 11	<	U	0.22	0.44	0.44	<	UJ	0.19	0.39	0.39	<	U	0.21	0.42	0.42	<	UJ	0.19	0.4	0.4	<	U	0.058	0.2	0.51	<	U	0.061	0.21	0.53	<	0.091	0.22	0.44	U
4-Amino-2,6-dinitrotoluene	18.3 J	5 / 11	<	U	0.064	0.13	0.17	<	U	0.057	0.12	0.15	<	U	0.061	0.13	0.16	<	UJ	0.058	0.12	0.2	<	U	0.051	0.1	0.15	0.33		0.053	0.11	0.16	<	0.063	0.13	0.22	U
4-Nitrotoluene	-	0 / 11	<	U	0.11	0.44	0.45	<	UJ	0.098	0.39	0.4	<	U	0.11	0.42	0.43	<	UJ	0.2	0.4	1	<	U	0.09	0.2	0.51	<	U	0.094	0.21	0.53	<	0.22	0.44	1.1	U
HMX	12.1	4 / 11	<	U	0.097	0.22	0.23	<	U	0.086	0.2	0.21	<	U	0.093	0.21	0.22	<	U	0.087	0.2	0.4	<	UJ	0.029	1	1.5	<	U	0.038	0.11	0.16	1.2	0.096	0.22	0.44	J
MNX	4.5 J	4 / 11	<	U	0.17	0.44	2.2	<	U	0.15	0.39	2	<	U	0.16	0.42	2.1	<	U	0.15	0.4	2	<	U	0.37	0.1	0.51	<	U	0.03	0.11	0.53	4.5	0.39		2.2	J
Nitrobenzene	-	0 / 11	<	U	0.1	0.22	0.23	<	U	0.089	0.2	0.21	<	U	0.096	0.21	0.22	<	U	0.091	0.2	0.4	<	U	0.051	0.1	0.15	<	U	0.053	0.11	0.16	<	0.099	0.22	0.44	U
RDX	7.2 J	5 / 11	<	U	0.057	0.22	0.23	<	U	0.05	0.2	0.21	<	U	0.054	0.21	0.22	<	U	0.16	0.4	0.4	<	U	0.037	0.1	0.15	0.93		0.038	0.11	0.16	<	0.057	0.13	0.22	U
Tetryl	-	0 / 11	<	U	0.035	0.11	0.12	<	U	0.031	0.098	0.11	<	U	0.034	0.11	0.12	<	U	0.079	0.2	0.24	<	U	0.051	0.1	0.15	<	U	0.053	0.11	0.16	<	0.087	0.22	0.26	U

Notes:
< = less than reporting limit
µg/L = micrograms per liter
HMX = octahydro-1,3,5,7-tetranitro-1,3,5,7-tetrazocine
ID = identification number
J = estimated
LOQ = limit of quantifications
MNX = mono-nitroso-RDX
NA = not analyzed
NRL = no reporting limit
Qual = qualifier
RDX = hexahydro-1,3,5-trinitro-1,3,5-triazine
RL = reporting limit
U = nondetect

TABLE E.1.1-63
CORNHUSKER ARMY AMMUNITION PLANT
WELL G0100-EXPLOSIVES

FIELD ID			G0100					G0100			G0100			G0100		
METHOD	Maximum	Detection	SW846 M8330					SW846 M8330			SW846 M8330			SW846 M8330		
COLLECT DATE	Detection	Frequency	8/7/2015					8/11/2014			3/19/2013			3/15/2012		
			Result	DL	LOD	LOQ	Qual	Result	LOQ	Qual	Result	RL	Qual	Result	RL	Qual
EXPLOSIVES (µg/L)																
1,3,5-Trinitrobenzene	121 J	7 / 11	1.5	0.23	0.5	1.1		<	1.1	U	65.6	0.8		121	8	J
1,3-Dinitrobenzene	-	0 / 11	<	0.10	0.23	0.46	U	<	0.42	U	<	0.8	U	<	0.8	UJ
2,4,6-Trinitrotoluene	35.9 J	7 / 11	0.82	0.082	0.23	0.46	J	0.2	0.42	J	23.6	0.8		35.9	8	J
2,4-Dinitrotoluene	0.33 J	2 / 11	<	0.095	0.23	0.46	UJ	0.33	0.42	J	<	0.8	U	<	0.8	UJ
2,6-Dinitrotoluene	7.4 J	1 / 11	<	0.073	0.23	0.23	UJ	<	0.21	U	<	0.8	U	<	0.8	UJ
2-Amino-4,6-dinitrotoluene	10.7	8 / 11	3.6	0.058	0.14	0.23	J	2.2	0.21	J	10.7	0.8		8.8	0.8	J
2-Nitrotoluene	-	0 / 11	<	0.097	0.23	0.46	UJ	<	0.42	U	<	0.8	U	<	0.8	UJ
3-Nitrotoluene	-	0 / 11	<	0.095	0.23	0.46	UJ	<	0.42	U	<	0.8	U	<	0.8	UJ
4-Amino-2,6-dinitrotoluene	18.3 J	5 / 11	2.4	0.066	0.14	0.23	J	2.3	0.21	J	12.4	1.4		18.3	1.4	J
4-Nitrotoluene	-	0 / 11	<	0.23	0.46	1.1	UJ	<	1.1	U	<	0.8	U	<	0.8	UJ
HMX	12.1	4 / 11	1.6	0.10	0.23	0.46	J	<	0.42	U	12.1	0.8		2.7	0.8	J
MNX	4.5 J	4 / 11	0.51	0.41	0.41	2.3	J	1	2.1	J	<	0.8	U	0.5	0.8	J
Nitrobenzene	-	0 / 11	<	0.10	0.23	0.46	U	<	0.42	U	<	0.8	U	<	0.8	UJ
RDX	7.2 J	5 / 11	0.65	0.060	0.14	0.23	J	0.24	0.21	J	3.2	0.8		7.2	0.8	J
Tetryl	-	0 / 11	<	0.090	0.23	0.27	U	<	0.25	U	<	1.6	U	<	0.8	UJ

Notes:
< = less than reporting limit
µg/L = micrograms per liter
HMX = octahydro-1,3,5,7-tetranitro-1,3,5,7-tetrazocine
ID = identification number
J = estimated
LOQ = limit of quantifications
MNX = mono-nitroso-RDX
NA = not analyzed
NRL = no reporting limit
Qual = qualifier
RDX = hexahydro-1,3,5-trinitro-1,3,5-triazine
RL = reporting limit
U = nondetect

TABLE E.1.1-64
CORNHUSKER ARMY AMMUNITION PLANT
WELL G0101-EXPLOSIVES

FIELD ID			G0101					G0101					G0101					G0101					G0101					G0101					G0101				
METHOD	Maximum	Detection	SW846 M8330					SW846 M8330					SW846 M8330					SW846 M8330					SW846 M8330					SW846 M8330					SW846 M8330				
COLLECT DATE	Detection	Frequency	5/19/2022					5/24/2021					6/12/2020					6/7/2019					3/15/2018					3/27/2017					8/4/2016				
			Result	Qual	DL	LOD	LOQ	Result	Qual	DL	LOD	LOQ	Result	Qual	DL	LOD	LOQ	Result	Qual	DL	LOD	LOQ	Result	Qual	DL	LOD	LOQ	Result	Qual	DL	LOD	LOQ	Result	DL	LOD	LOQ	Qual
EXPLOSIVES (µg/L)																																					
1,3,5-Trinitrobenzene	28 J	6 / 11	<	U	0.081	0.19	0.2	<	U	0.081	0.19	0.2	<	U	0.095	0.23	0.24	<	U	0.2	0.39	0.99	0.24	J	0.032	0.1	0.15	0.16	J	0.032	0.1	0.15	<	0.22	0.44	1.1	U
1,3-Dinitrobenzene	-	0 / 11	<	U	0.036	0.097	0.11	<	U	0.036	0.097	0.11	<	U	0.042	0.11	0.12	<	U	0.087	0.2	0.39	<	UJ	0.052	0.1	0.15	<	U	0.052	0.1	0.15	<	0.097	0.22	0.44	U
2,4,6-Trinitrotoluene	42.2 J	4 / 11	<	U	0.043	0.097	0.11	<	U	0.044	0.097	0.11	<	U	0.051	0.11	0.12	<	U	0.16	0.39	0.39	<	UJ	0.052	0.1	0.15	<	U	0.052	0.1	0.15	<	0.079	0.22	0.44	U
2,4-Dinitrotoluene	0.22 J	1 / 11	<	U	0.026	0.077	0.097	<	U	0.027	0.077	0.097	<	U	0.031	0.091	0.11	<	U	0.083	0.2	0.39	<	UJ	0.052	0.1	0.13	<	U	0.052	0.1	0.13	<	0.091	0.22	0.44	U
2,6-Dinitrotoluene	-	0 / 11	<	U	0.039	0.077	0.097	<	U	0.039	0.077	0.097	<	U	0.045	0.091	0.11	<	U	0.064	0.2	0.2	<	UJ	0.052	0.1	0.13	<	U	0.052	0.1	0.13	<	0.07	0.22	0.22	U
2-Amino-4,6-dinitrotoluene	15.1 J	6 / 11	<	U	0.049	0.097	0.11	<	U	0.049	0.097	0.11	<	U	0.057	0.11	0.12	<	U	0.05	0.12	0.2	0.4	J	0.031	0.1	0.15	<	U	0.031	0.1	0.15	0.56	0.055	0.13	0.22	
2-Nitrotoluene	-	0 / 11	<	U	0.083	0.19	0.2	<	UJ	0.083	0.19	0.2	<	U	0.097	0.23	0.24	<	UJ	0.084	0.2	0.39	<	UJ	0.091	0.21	0.52	<	U	0.091	0.21	0.52	<	0.093	0.22	0.44	U
3-Nitrotoluene	-	0 / 11	<	U	0.19	0.39	0.39	<	UJ	0.19	0.39	0.39	<	U	0.22	0.45	0.45	<	U	0.19	0.39	0.39	<	UJ	0.059	0.21	0.52	<	U	0.059	0.21	0.52	<	0.091	0.22	0.44	U
4-Amino-2,6-dinitrotoluene	16.2 J	6 / 11	<	U	0.056	0.12	0.14	<	U	0.056	0.12	0.15	<	U	0.065	0.14	0.17	<	U	0.057	0.12	0.2	0.81	J	0.052	0.1	0.15	0.61		0.052	0.1	0.15	2.6	0.063	0.13	0.22	J
4-Nitrotoluene	-	0 / 11	<	U	0.097	0.39	0.4	<	UJ	0.097	0.39	0.4	<	U	0.11	0.45	0.46	<	U	0.2	0.39	0.99	<	UJ	0.091	0.21	0.52	<	U	0.091	0.21	0.52	<	0.22	0.44	1.1	U
HMX	9.3 J	6 / 11	<	U	0.085	0.19	0.2	<	U	0.085	0.19	0.2	2.3	J	0.099	0.23	0.24	<	U	0.086	0.2	0.39	2.2	J	0.029	0.1	0.15	2.8		0.037	0.1	0.15	3.9	0.096	0.22	0.44	J
MNX	0.66 J	3 / 11	<	U	0.15	0.39	1.9	<	U	0.15	0.39	1.9	<	U	0.17	0.45	2.3	<	U	0.15	0.39	2	<	UJ	0.037	0.1	0.52	0.26	J	0.029	0.1	0.52	<	0.39	0.39	2.2	U
Nitrobenzene	0.096 J	1 / 11	<	U	0.088	0.19	0.2	<	U	0.088	0.19	0.2	<	U	0.1	0.23	0.24	<	U	0.09	0.2	0.39	0.096	J	0.052	0.1	0.15	<	U	0.052	0.1	0.15	<	0.099	0.22	0.44	U
RDX	7.6 J	6 / 11	<	U	0.05	0.19	0.2	<	U	0.05	0.19	0.2	<	U	0.058	0.23	0.24	<	U	0.16	0.39	0.39	1.1	J	0.037	0.1	0.15	1.3		0.037	0.1	0.15	1.6	0.057	0.13	0.22	
Tetryl	-	0 / 11	<	U	0.031	0.097	0.11	<	U	0.031	0.097	0.11	<	U	0.036	0.11	0.12	<	U	0.078	0.2	0.24	<	UJ	0.052	0.1	0.15	<	U	0.052	0.1	0.15	<	0.087	0.22	0.26	U

Notes:
< = less than reporting limit
µg/L = micrograms per liter
HMX = octahydro-1,3,5,7-tetranitro-1,3,5,7-tetrazocine
ID = identification number
J = estimated
LOQ = limit of quantifications
MNX = mono-nitroso-RDX
NA = not analyzed
NRL = no reporting limit
Qual = qualifier
RDX = hexahydro-1,3,5-trinitro-1,3,5-triazine
RL = reporting limit
U = nondetect

TABLE E.1.1-64
CORNHUSKER ARMY AMMUNITION PLANT
WELL G0101-EXPLOSIVES

FIELD ID			G0101					G0101			G0101			G0101		
METHOD	Maximum	Detection	SW846 M8330					SW846 M8330			SW846 M8330			SW846 M8330		
COLLECT DATE	Detection	Frequency	8/6/2015					8/11/2014			3/19/2013			3/15/2012		
			Result	DL	LOD	LOQ	Qual	Result	LOQ	Qual	Result	RL	Qual	Result	RL	Qual
EXPLOSIVES (µg/L)																
1,3,5-Trinitrobenzene	28 J	6 / 11	0.40	0.22	0.45	1.1	J	0.24	1	J	1.9	0.8	J	28	0.8	J
1,3-Dinitrobenzene	-	0 / 11	<	0.099	0.22	0.45	U	<	0.42	U	<	0.8	U	<	0.8	UJ
2,4,6-Trinitrotoluene	42.2 J	4 / 11	0.26	0.081	0.22	0.45	J	0.23	0.42	J	5.6	0.8	J	42.2	0.8	J
2,4-Dinitrotoluene	0.22 J	1 / 11	<	0.093	0.22	0.45	U	<	0.42	U	<	0.8	U	0.22	0.8	J
2,6-Dinitrotoluene	-	0 / 11	<	0.072	0.22	0.22	U	<	0.21	U	<	0.8	U	<	0.8	UJ
2-Amino-4,6-dinitrotoluene	15.1 J	6 / 11	0.88	0.057	0.13	0.22	J	0.13	0.21	J	7.9	0.8	J	15.1	0.8	J
2-Nitrotoluene	-	0 / 11	<	0.095	0.22	0.45	U	<	0.42	U	<	0.8	U	<	0.8	UJ
3-Nitrotoluene	-	0 / 11	<	0.093	0.22	0.45	U	<	0.42	U	<	0.8	U	<	0.8	UJ
4-Amino-2,6-dinitrotoluene	16.2 J	6 / 11	2.2	0.064	0.13	0.22	J	<	0.21	U	10.4	1.4	J	16.2	1.4	J
4-Nitrotoluene	-	0 / 11	<	0.22	0.22	1.1	U	<	1	U	<	0.8	U	<	0.8	UJ
HMX	9.3 J	6 / 11	1.1	0.098	0.2	0.45	J	<	0.42	U	<	0.8	U	9.3	0.8	J
MNX	0.66 J	3 / 11	<	0.40	0.40	2.2	U	0.66	2.1	J	<	0.8	U	0.28	0.8	J
Nitrobenzene	0.096 J	1 / 11	<	0.10	0.22	0.45	U	<	0.42	U	<	0.8	U	<	0.8	UJ
RDX	7.6 J	6 / 11	0.86	0.058	0.13	0.22	J	<	0.21	U	2.4	0.8	J	7.6	0.8	J
Tetryl	-	0 / 11	<	0.088	0.22	0.27	U	<	0.25	U	<	1.6	U	<	0.8	UJ

Notes:
< = less than reporting limit
µg/L = micrograms per liter
HMX = octahydro-1,3,5,7-tetranitro-1,3,5,7-tetrazocine
ID = identification number
J = estimated
LOQ = limit of quantifications
MNX = mono-nitroso-RDX
NA = not analyzed
NRL = no reporting limit
Qual = qualifier
RDX = hexahydro-1,3,5-trinitro-1,3,5-triazine
RL = reporting limit
U = nondetect

TABLE E.1.1-65
CORNHUSKER ARMY AMMUNITION PLANT
WELL G0102-EXPLOSIVES

FIELD ID			G0102					G0102					G0102					G0102					G0102					G0102					G0102				
METHOD	Maximum	Detection	SW846 M8330					SW846 M8330					SW846 M8330					SW846 M8330					SW846 M8330					SW846 M8330					SW846 M8330				
COLLECT DATE	Detection	Frequency	5/17/2022					5/21/2021					6/11/2020					6/5/2019					3/13/2018					3/22/2017					8/12/2016				
			Result	Qual	DL	LOD	LOQ	Result	Qual	DL	LOD	LOQ	Result	Qual	DL	LOD	LOQ	Result	Qual	DL	LOD	LOQ	Result	Qual	DL	LOD	LOQ	Result	Qual	DL	LOD	LOQ	Result	DL	LOD	LOQ	Qual
EXPLOSIVES (µg/L)																																				
1,3,5-Trinitrobenzene	-	0 / 10	<	U	0.081	0.19	0.2	<	U	0.086	0.21	0.22	<	U	0.093	0.22	0.23	<	U	0.21	0.42	1	<	U	0.032	0.01	0.015	<	U	0.032	0.1	0.15	<	0.22	0.44	1.1	U
1,3-Dinitrobenzene	-	0 / 10	<	U	0.036	0.097	0.11	<	U	0.038	0.1	0.11	<	U	0.041	0.11	0.12	<	U	0.093	0.21	0.42	<	U	0.052	0.01	0.015	<	U	0.051	0.1	0.15	<	0.098	0.22	0.44	U
2,4,6-Trinitrotoluene	-	0 / 10	<	U	0.044	0.097	0.11	<	U	0.046	0.1	0.11	<	U	0.05	0.11	0.12	<	U	0.17	0.42	0.42	<	U	0.052	0.01	0.015	<	U	0.051	0.1	0.15	<	0.08	0.22	0.44	U
2,4-Dinitrotoluene	-	0 / 10	<	U	0.026	0.077	0.097	<	U	0.028	0.082	0.1	<	U	0.03	0.088	0.11	<	UJ	0.088	0.21	0.42	<	U	0.052	0.01	0.013	<	U	0.051	0.1	0.13	<	0.093	0.22	0.44	UJ
2,6-Dinitrotoluene	-	0 / 10	<	U	0.039	0.077	0.097	<	U	0.041	0.082	0.1	<	U	0.044	0.088	0.11	<	UJ	0.067	0.21	0.21	<	U	0.052	0.01	0.013	<	U	0.051	0.1	0.13	<	0.072	0.22	0.22	UJ
2-Amino-4,6-dinitrotoluene	-	0 / 10	<	U	0.049	0.097	0.11	<	UJ	0.052	0.1	0.11	<	U	0.056	0.11	0.12	<	UJ	0.053	0.13	0.21	<	U	0.031	0.01	0.015	<	U	0.031	0.1	0.15	<	0.056	0.13	0.22	UJ
2-Nitrotoluene	-	0 / 10	<	U	0.083	0.19	0.2	<	UJ	0.088	0.21	0.22	<	U	0.094	0.22	0.23	<	UJ	0.089	0.21	0.42	<	U	0.092	0.02	0.05	<	U	0.091	0.21	0.51	<	0.095	0.22	0.44	UJ
3-Nitrotoluene	-	0 / 10	<	U	0.19	0.39	0.39	<	UJ	0.2	0.41	0.41	<	U	0.21	0.44	0.44	<	UJ	0.2	0.42	0.42	<	U	0.06	0.02	0.05	<	U	0.059	0.21	0.51	<	0.093	0.22	0.44	UJ
4-Amino-2,6-dinitrotoluene	-	0 / 10	<	U	0.056	0.12	0.15	<	UJ	0.059	0.12	0.15	<	UJ	0.064	0.13	0.17	<	UJ	0.06	0.13	0.21	<	U	0.052	0.01	0.015	<	U	0.051	0.1	0.15	<	0.064	0.13	0.22	U
4-Nitrotoluene	-	0 / 10	<	U	0.097	0.39	0.4	<	UJ	0.1	0.41	0.42	<	U	0.11	0.44	0.45	<	UJ	0.21	0.42	1	<	U	0.092	0.02	0.05	<	U	0.091	0.21	0.51	<	0.22	0.44	1.1	UJ
HMX	2.2	1 / 10	<	U	0.085	0.19	0.2	<	U	0.09	0.21	0.22	2.2		0.096	0.22	0.23	<	U	0.092	0.21	0.42	<	U	0.029	0.01	0.015	<	U	0.037	0.1	0.15	<	0.097	0.22	0.44	U
MNX	1.2 J	1 / 10	<	U	0.15	0.39	1.9	<	U	0.16	0.41	2.1	1.2	J	0.17	0.44	2.2	<	U	0.16	0.42	2.1	<	U	0.038	0.01	0.05	<	U	0.029	0.1	0.51	<	0.4	0.4	2.2	U
Nitrobenzene	-	0 / 10	<	U	0.088	0.19	0.2	<	U	0.093	0.21	0.22	<	U	0.1	0.22	0.23	<	UJ	0.095	0.21	0.42	<	U	0.052	0.01	0.015	<	U	0.051	0.1	0.15	<	0.1	0.22	0.44	U
RDX	41 J	5 / 10	<	U	0.05	0.19	0.2	8.5	J	0.053	0.21	0.22	41	J	0.57	2.2	2.3	1.1		0.17	0.42	0.42	<	U	0.038	0.01	0.015	<	U	0.037	0.1	0.15	0.47	0.058	0.13	0.22	
Tetryl	-	0 / 10	<	U	0.031	0.097	0.11	<	U	0.033	0.1	0.11	<	U	0.035	0.11	0.12	<	U	0.083	0.21	0.25	<	U	0.052	0.01	0.015	<	U	0.051	0.1	0.15	<	0.088	0.22	0.27	U

Notes:
< = less than reporting limit
µg/L = micrograms per liter
HMX = octahydro-1,3,5,7-tetranitro-1,3,5,7-tetrazocine
ID = identification number
J = estimated
LOQ = limit of quantifications
MNX = mono-nitroso-RDX
NA = not analyzed
NRL = no reporting limit
Qual = qualifier
RDX = hexahydro-1,3,5-trinitro-1,3,5-triazine
RL = reporting limit
U = nondetect

TABLE E.1.1-65
CORNHUSKER ARMY AMMUNITION PLANT
WELL G0102-EXPLOSIVES

FIELD ID			G0102					G0102			G0102		
METHOD	Maximum	Detection	SW846 M8330					SW846 M8330			SW846 M8330		
COLLECT DATE	Detection	Frequency	8/4/2015					8/18/2014			3/12/2013		
			Result	DL	LOD	LOQ	Qual	Result	LOQ	Qual	Result	RL	Qual
EXPLOSIVES (µg/L)													
1,3,5-Trinitrobenzene	-	0 / 10	<	0.21	0.43	1.1	U	<	1	U	<	0.8	U
1,3-Dinitrobenzene	-	0 / 10	<	0.095	0.21	0.43	U	<	0.41	U	<	0.8	U
2,4,6-Trinitrotoluene	-	0 / 10	<	0.077	0.21	0.43	U	<	0.41	U	<	0.8	U
2,4-Dinitrotoluene	-	0 / 10	<	0.090	0.21	0.43	U	<	0.41	U	<	0.8	U
2,6-Dinitrotoluene	-	0 / 10	<	0.069	0.21	0.21	U	<	0.21	U	<	0.8	U
2-Amino-4,6-dinitrotoluene	-	0 / 10	<	0.054	0.13	0.21	U	<	0.21	U	<	0.8	U
2-Nitrotoluene	-	0 / 10	<	0.091	0.21	0.43	U	<	0.42	U	<	0.8	U
3-Nitrotoluene	-	0 / 10	<	0.089	0.21	0.43	U	<	0.42	U	<	0.8	U
4-Amino-2,6-dinitrotoluene	-	0 / 10	<	0.062	0.13	0.21	U	<	0.21	U	<	1.4	U
4-Nitrotoluene	-	0 / 10	<	0.21	0.43	1.1	U	<	1.1	U	<	0.8	U
HMX	2.2	1 / 10	<	0.094	0.21	0.43	U	<	0.42	U	<	0.8	U
MNX	1.2 J	1 / 10	<	0.38	0.38	2.1	U	<	2.2	U	<	0.8	U
Nitrobenzene	-	0 / 10	<	0.097	0.21	0.43	U	<	0.41	U	<	0.8	U
RDX	41 J	5 / 10	0.87	0.056	0.13	0.21		<	0.21	U	<	0.8	U
Tetryl	-	0 / 10	<	0.085	0.21	0.26	U	<	0.25	U	<	1.6	U

Notes:
< = less than reporting limit
µg/L = micrograms per liter
HMX = octahydro-1,3,5,7-tetranitro-1,3,5,7-tetrazocine
ID = identification number
J = estimated
LOQ = limit of quantifications
MNX = mono-nitroso-RDX
NA = not analyzed
NRL = no reporting limit
Qual = qualifier
RDX = hexahydro-1,3,5-trinitro-1,3,5-triazine
RL = reporting limit
U = nondetect

TABLE E.1.1-66
CORNHUSKER ARMY AMMUNITION PLANT
WELL G0103-EXPLOSIVES

FIELD ID			G0103					G0103					G0103					G0103					G0103					G0103					G0103				
METHOD	Maximum	Detection	SW846 M8330					SW846 M8330					SW846 M8330					SW846 M8330					SW846 M8330					SW846 M8330					SW846 M8330				
COLLECT DATE	Detection	Frequency	5/17/2022					5/21/2021					6/11/2020					6/5/2019					3/13/2018					3/23/2017					8/8/2016				
			Result	Qual	DL	LOD	LOQ	Result	Qual	DL	LOD	LOQ	Result	Qual	DL	LOD	LOQ	Result	Qual	DL	LOD	LOQ	Result	Qual	DL	LOD	LOQ	Result	Qual	DL	LOD	LOQ	Result	DL	LOD	LOQ	Qual
EXPLOSIVES (µg/L)																																				
1,3,5-Trinitrobenzene	-	0 / 10	<	U	0.083	0.2	0.21	<	UJ	0.085	0.2	0.21	<	U	0.088	0.21	0.22	<	U	0.22	0.43	1.1	<	UJ	0.032	0.01	0.015	<	UJ	0.033	0.11	0.16	<	0.21	0.42	1.1	U
1,3-Dinitrobenzene	-	0 / 10	<	U	0.037	0.099	0.11	<	UJ	0.037	0.1	0.11	<	U	0.038	0.1	0.11	<	U	0.096	0.22	0.43	<	UJ	0.052	0.01	0.015	<	UJ	0.054	0.11	0.16	<	0.094	0.21	0.42	U
2,4,6-Trinitrotoluene	-	0 / 10	<	U	0.045	0.099	0.11	<	UJ	0.045	0.1	0.11	<	U	0.047	0.1	0.11	<	U	0.17	0.43	0.43	<	UJ	0.052	0.01	0.015	<	UJ	0.054	0.11	0.16	<	0.077	0.21	0.42	U
2,4-Dinitrotoluene	-	0 / 10	<	U	0.027	0.079	0.099	<	UJ	0.028	0.081	0.1	<	U	0.029	0.083	0.1	<	U	0.091	0.22	0.43	<	UJ	0.052	0.01	0.013	<	UJ	0.054	0.11	0.14	<	0.089	0.21	0.42	U
2,6-Dinitrotoluene	-	0 / 10	<	U	0.04	0.079	0.099	<	UJ	0.04	0.081	0.1	<	U	0.042	0.083	0.1	<	U	0.07	0.22	0.22	<	UJ	0.052	0.01	0.013	<	UJ	0.054	0.11	0.14	<	0.068	0.21	0.21	U
2-Amino-4,6-dinitrotoluene	5.8 J	3 / 10	<	U	0.05	0.099	0.11	<	UJ	0.051	0.1	0.11	5.8	J	0.053	0.1	0.11	<	U	0.055	0.13	0.22	<	UJ	0.031	0.01	0.015	0.12	J	0.032	0.11	0.16	<	0.054	0.13	0.21	U
2-Nitrotoluene	-	0 / 10	<	U	0.085	0.2	0.21	<	UJ	0.086	0.2	0.21	<	U	0.089	0.21	0.22	<	UJ	0.093	0.22	0.43	<	UJ	0.092	0.02	0.05	<	UJ	0.094	0.21	0.54	<	0.09	0.21	0.42	U
3-Nitrotoluene	3.7 J	2 / 10	<	U	0.19	0.4	0.4	<	UJ	0.2	0.4	0.4	<	U	0.2	0.42	0.42	3.7	J	0.21	0.43	0.43	<	UJ	0.06	0.02	0.05	<	UJ	0.061	0.21	0.54	<	0.088	0.21	0.42	U
4-Amino-2,6-dinitrotoluene	0.6 J	2 / 10	<	U	0.057	0.12	0.15	<	UJ	0.058	0.12	0.15	<	U	0.06	0.13	0.16	<	U	0.063	0.13	0.22	0.19	J	0.052	0.01	0.015	0.6	J	0.054	0.11	0.16	<	0.061	0.13	0.21	U
4-Nitrotoluene	-	0 / 10	<	U	0.099	0.4	0.41	<	UJ	0.1	0.4	0.41	<	U	0.1	0.42	0.43	<	U	0.22	0.43	1.1	<	UJ	0.092	0.02	0.05	<	UJ	0.094	0.21	0.54	<	0.21	0.42	1.1	U
HMX	18.3	1 / 10	<	U	0.087	0.2	0.21	<	UJ	0.088	0.2	0.21	<	U	0.091	0.21	0.22	<	U	0.095	0.22	0.43	<	UJ	0.029	0.01	0.015	<	UJ	0.039	0.11	0.16	<	0.093	0.21	0.42	U
MNX	7.2	1 / 10	<	U	0.15	0.4	2	<	UJ	0.16	0.4	2	<	U	0.16	0.42	2.1	<	U	0.17	0.43	2.2	<	UJ	0.038	0.01	0.05	<	UJ	0.03	0.11	0.54	<	0.38	0.38	2.1	U
Nitrobenzene	0.6	1 / 10	<	U	0.09	0.2	0.21	<	UJ	0.092	0.2	0.21	<	U	0.095	0.21	0.22	0.6		0.099	0.22	0.43	<	UJ	0.052	0.01	0.015	<	UJ	0.054	0.11	0.16	<	0.096	0.21	0.42	U
RDX	1.7	1 / 10	<	U	0.051	0.2	0.21	<	UJ	0.052	0.2	0.21	<	U	0.054	0.21	0.22	<	U	0.17	0.43	0.43	<	UJ	0.038	0.01	0.015	<	UJ	0.039	0.11	0.16	<	0.055	0.13	0.21	U
Tetryl	-	0 / 10	<	U	0.031	0.099	0.11	<	UJ	0.032	0.1	0.11	<	U	0.033	0.1	0.11	<	U	0.086	0.22	0.26	<	UJ	0.052	0.01	0.015	<	UJ	0.054	0.11	0.16	<	0.084	0.21	0.25	U

Notes:
< = less than reporting limit
µg/L = micrograms per liter
HMX = octahydro-1,3,5,7-tetranitro-1,3,5,7-tetrazocine
ID = identification number
J = estimated
LOQ = limit of quantifications
MNX = mono-nitroso-RDX
NA = not analyzed
NRL = no reporting limit
Qual = qualifier
RDX = hexahydro-1,3,5-trinitro-1,3,5-triazine
RL = reporting limit
U = nondetect

TABLE E.1.1-66
CORNHUSKER ARMY AMMUNITION PLANT
WELL G0103-EXPLOSIVES

FIELD ID			G0103					G0103			G0103		
METHOD	Maximum	Detection	SW846 M8330					SW846 M8330			SW846 M8330		
COLLECT DATE	Detection	Frequency	8/4/2015					8/18/2014			3/21/2013		
			Result	DL	LOD	LOQ	Qual	Result	LOQ	Qual	Result	RL	Qual
EXPLOSIVES (µg/L)													
1,3,5-Trinitrobenzene	-	0 / 10	<	0.46	0.91	2.3	UJ	<	1	U	<	0.8	U
1,3-Dinitrobenzene	-	0 / 10	<	0.20	0.46	0.91	UJ	<	0.41	U	<	0.8	U
2,4,6-Trinitrotoluene	-	0 / 10	<	0.17	0.46	0.91	UJ	<	0.41	U	<	0.8	U
2,4-Dinitrotoluene	-	0 / 10	<	0.19	0.46	0.91	UJ	<	0.41	U	<	0.8	U
2,6-Dinitrotoluene	-	0 / 10	<	0.15	0.46	0.46	UJ	<	0.21	U	<	0.8	U
2-Amino-4,6-dinitrotoluene	5.8 J	3 / 10	<	0.12	0.27	0.46	UJ	0.2	0.21	J	<	0.8	U
2-Nitrotoluene	-	0 / 10	<	0.20	0.46	0.91	UJ	<	0.42	U	<	0.8	U
3-Nitrotoluene	3.7 J	2 / 10	<	0.19	0.46	0.91	UJ	0.57	0.42	J	<	0.8	U
4-Amino-2,6-dinitrotoluene	0.6 J	2 / 10	<	0.13	0.27	0.46	UJ	<	0.21	U	<	1.4	U
4-Nitrotoluene	-	0 / 10	<	0.46	0.91	2.3	UJ	<	1.1	U	<	0.8	U
HMX	18.3	1 / 10	<	0.20	0.46	0.91	UJ	<	0.42	U	18.3	0.8	
MNX	7.2	1 / 10	<	0.82	0.82	2.1	UJ	7.2	2.2		<	0.8	U
Nitrobenzene	0.6	1 / 10	<	0.21	0.46	0.91	UJ	<	0.41	U	<	0.8	U
RDX	1.7	1 / 10	<	0.12	0.27	0.46	UJ	<	0.21	U	1.7	0.8	
Tetryl	-	0 / 10	<	0.18	0.46	0.55	UJ	<	0.25	U	<	1.6	U

Notes:
< = less than reporting limit
µg/L = micrograms per liter
HMX = octahydro-1,3,5,7-tetranitro-1,3,5,7-tetrazocine
ID = identification number
J = estimated
LOQ = limit of quantifications
MNX = mono-nitroso-RDX
NA = not analyzed
NRL = no reporting limit
Qual = qualifier
RDX = hexahydro-1,3,5-trinitro-1,3,5-triazine
RL = reporting limit
U = nondetect

TABLE E.1.1-67
CORNHUSKER ARMY AMMUNITION PLANT
WELL G0104-EXPLOSIVES

FIELD ID			G0104					G0104					G0104					G0104					G0104					G0104					G0104				
METHOD	Maximum	Detection	SW846 M8330					SW846 M8330					SW846 M8330					SW846 M8330					SW846 M8330					SW846 M8330					SW846 M8330				
COLLECT DATE	Detection	Frequency	5/17/2022					5/21/2021					6/12/2020					6/5/2019					3/13/2018					3/23/2017					8/12/2016				
			Result	Qual	DL	LOD	LOQ	Result	Qual	DL	LOD	LOQ	Result	Qual	DL	LOD	LOQ	Result	Qual	DL	LOD	LOQ	Result	Qual	DL	LOD	LOQ	Result	Qual	DL	LOD	LOQ	Result	DL	LOD	LOQ	Qual
EXPLOSIVES (µg/L)																																					
1,3,5-Trinitrobenzene	-	0 / 10	<	U	0.084	0.2	0.21	<	U	0.087	0.21	0.22	<	U	0.089	0.21	0.22	<	U	0.21	0.42	1	<	UJ	0.033	0.01	0.015	<	U	0.033	0.11	0.16	<	0.22	0.44	1.1	U
1,3-Dinitrobenzene	-	0 / 10	<	U	0.037	0.1	0.11	<	U	0.038	0.1	0.11	<	U	0.039	0.11	0.12	<	U	0.093	0.21	0.42	<	UJ	0.053	0.01	0.015	<	U	0.054	0.11	0.16	<	0.097	0.22	0.44	U
2,4,6-Trinitrotoluene	-	0 / 10	<	U	0.045	0.1	0.11	<	U	0.046	0.1	0.11	<	U	0.048	0.11	0.12	<	U	0.17	0.42	0.42	<	UJ	0.053	0.01	0.015	<	U	0.054	0.11	0.16	<	0.079	0.22	0.44	U
2,4-Dinitrotoluene	-	0 / 10	<	U	0.027	0.08	0.1	<	U	0.028	0.083	0.1	<	U	0.029	0.085	0.11	<	U	0.088	0.21	0.42	<	UJ	0.053	0.01	0.013	<	U	0.054	0.11	0.14	<	0.092	0.22	0.44	U
2,6-Dinitrotoluene	0.16 J	1 / 10	<	U	0.04	0.08	0.1	<	U	0.041	0.083	0.1	<	U	0.043	0.085	0.11	<	U	0.068	0.21	0.21	0.16	J	0.053	0.01	0.013	<	U	0.054	0.11	0.14	<	0.071	0.22	0.22	U
2-Amino-4,6-dinitrotoluene	-	0 / 10	<	U	0.051	0.1	0.11	<	UJ	0.052	0.1	0.11	<	U	0.054	0.11	0.12	<	U	0.053	0.13	0.21	<	UJ	0.032	0.01	0.015	<	U	0.032	0.11	0.16	<	0.055	0.13	0.22	U
2-Nitrotoluene	0.15 J	1 / 10	<	U	0.085	0.2	0.21	<	UJ	0.088	0.21	0.22	<	U	0.091	0.21	0.22	<	UJ	0.09	0.21	0.42	<	UJ	0.093	0.02	0.05	<	U	0.095	0.22	0.54	0.15	0.094	0.22	0.44	J
3-Nitrotoluene	-	0 / 10	<	U	0.19	0.4	0.4	<	UJ	0.2	0.41	0.41	<	U	0.21	0.42	0.42	<	U	0.2	0.42	0.42	<	UJ	0.06	0.02	0.05	<	U	0.061	0.22	0.54	<	0.091	0.22	0.44	U
4-Amino-2,6-dinitrotoluene	-	0 / 10	<	U	0.057	0.12	0.15	<	UJ	0.06	0.12	0.15	<	U	0.061	0.13	0.16	<	U	0.061	0.13	0.21	<	UJ	0.053	0.01	0.015	<	U	0.054	0.11	0.16	<	0.063	0.13	0.22	U
4-Nitrotoluene	-	0 / 10	<	U	0.1	0.4	0.41	<	UJ	0.1	0.41	0.42	<	U	0.11	0.42	0.44	<	U	0.21	0.42	1	<	UJ	0.093	0.02	0.05	<	U	0.095	0.22	0.54	<	0.22	0.44	1.1	U
HMX	13.3	2 / 10	<	U	0.087	0.2	0.21	<	U	0.09	0.21	0.22	<	U	0.093	0.21	0.22	<	U	0.092	0.21	0.42	<	UJ	0.03	0.01	0.015	<	U	0.039	0.11	0.16	<	0.096	0.22	0.44	U
MNX	14.1	2 / 10	<	U	0.15	0.4	2	<	U	0.16	0.41	2.1	<	U	0.16	0.42	2.1	<	U	0.16	0.42	2.1	<	UJ	0.038	0.01	0.05	<	U	0.03	0.11	0.54	0.62	0.39		2.2	J
Nitrobenzene	0.99 J	1 / 10	<	U	0.091	0.2	0.21	<	U	0.094	0.21	0.22	<	U	0.097	0.21	0.22	<	U	0.095	0.21	0.42	<	UJ	0.053	0.01	0.015	<	U	0.054	0.11	0.16	<	0.1	0.22	0.44	U
RDX	45.9	1 / 10	<	U	0.051	0.2	0.21	<	U	0.053	0.21	0.22	<	U	0.055	0.21	0.22	<	U	0.17	0.42	0.42	<	UJ	0.038	0.01	0.015	<	U	0.039	0.11	0.16	<	0.057	0.13	0.22	U
Tetryl	-	0 / 10	<	U	0.032	0.1	0.11	<	U	0.033	0.1	0.11	<	U	0.034	0.11	0.12	<	U	0.083	0.21	0.25	<	UJ	0.053	0.01	0.015	<	U	0.054	0.11	0.16	<	0.087	0.22	0.26	U

Notes:
< = less than reporting limit
µg/L = micrograms per liter
HMX = octahydro-1,3,5,7-tetranitro-1,3,5,7-tetrazocine
ID = identification number
J = estimated
LOQ = limit of quantifications
MNX = mono-nitroso-RDX
NA = not analyzed
NRL = no reporting limit
Qual = qualifier
RDX = hexahydro-1,3,5-trinitro-1,3,5-triazine
RL = reporting limit
U = nondetect

TABLE E.1.1-67
CORNHUSKER ARMY AMMUNITION PLANT
WELL G0104-EXPLOSIVES

FIELD ID			G0104					G0104			G0104		
METHOD	Maximum	Detection	SW846 M8330					SW846 M8330			SW846 M8330		
COLLECT DATE	Detection	Frequency	8/5/2015					8/18/2014			3/12/2013		
			Result	DL	LOD	LOQ	Qual	Result	LOQ	Qual	Result	RL	Qual
EXPLOSIVES (µg/L)													
1,3,5-Trinitrobenzene	-	0 / 10	<	0.21	0.42	1.0	U	<	1	UJ	<	0.8	U
1,3-Dinitrobenzene	-	0 / 10	<	0.093	0.21	0.42	U	<	0.41	UJ	<	0.8	U
2,4,6-Trinitrotoluene	-	0 / 10	<	0.076	0.21	0.42	U	<	0.41	UJ	<	0.8	U
2,4-Dinitrotoluene	-	0 / 10	<	0.088	0.21	0.42	U	<	0.41	UJ	<	0.8	U
2,6-Dinitrotoluene	0.16 J	1 / 10	<	0.068	0.21	0.21	U	<	0.21	UJ	<	0.8	U
2-Amino-4,6-dinitrotoluene	-	0 / 10	<	0.053	0.13	0.21	U	<	0.21	UJ	<	0.8	U
2-Nitrotoluene	0.15 J	1 / 10	<	0.090	0.21	0.42	U	<	0.41	UJ	<	0.8	U
3-Nitrotoluene	-	0 / 10	<	0.088	0.21	0.42	U	<	0.41	UJ	<	0.8	U
4-Amino-2,6-dinitrotoluene	-	0 / 10	<	0.061	0.13	0.21	U	<	0.21	UJ	<	1.4	U
4-Nitrotoluene	-	0 / 10	<	0.21	0.42	1.0	U	<	1.1	UJ	<	0.8	U
HMX	13.3	2 / 10	<	0.092	0.21	0.42	U	8	0.41	J	13.3	0.8	
MNX	14.1	2 / 10	<	0.38	0.38	2.1	U	<	2.2	UJ	14.1	0.8	
Nitrobenzene	0.99 J	1 / 10	<	0.096	0.21	0.42	U	0.99	0.41	J	<	0.8	U
RDX	45.9	1 / 10	<	0.055	0.13	0.21	U	<	0.21	UJ	45.9	0.8	
Tetryl	-	0 / 10	<	0.083	0.21	0.25	U	<	0.25	UJ	<	1.6	U

Notes:
< = less than reporting limit
µg/L = micrograms per liter
HMX = octahydro-1,3,5,7-tetranitro-1,3,5,7-tetrazocine
ID = identification number
J = estimated
LOQ = limit of quantifications
MNX = mono-nitroso-RDX
NA = not analyzed
NRL = no reporting limit
Qual = qualifier
RDX = hexahydro-1,3,5-trinitro-1,3,5-triazine
RL = reporting limit
U = nondetect

TABLE E.1.1-68
CORNHUSKER ARMY AMMUNITION PLANT
WELL G0105-EXPLOSIVES

FIELD ID			G0105					G0105					G0105					G0105					G0105					G0105					G0105				
METHOD	Maximum	Detection	SW846 M8330					SW846 M8330					SW846 M8330					SW846 M8330					SW846 M8330					SW846 M8330					SW846 M8330				
COLLECT DATE	Detection	Frequency	5/17/2022					5/21/2021					6/11/2020					6/5/2019					3/13/2018					3/22/2017					8/3/2016				
			Result	Qual	DL	LOD	LOQ	Result	Qual	DL	LOD	LOQ	Result	Qual	DL	LOD	LOQ	Result	Qual	DL	LOD	LOQ	Result	Qual	DL	LOD	LOQ	Result	Qual	DL	LOD	LOQ	Result	DL	LOD	LOQ	Qual
EXPLOSIVES (µg/L)																																					
1,3,5-Trinitrobenzene	-	0 / 10	<	U	0.087	0.21	0.22	<	U	0.081	0.19	0.2	<	U	0.089	0.21	0.22	<	U	0.21	0.41	1	<	U	0.033	0.01	0.015	<	UJ	0.032	0.1	0.15	<	0.22	0.43	1.1	U
1,3-Dinitrobenzene	-	0 / 10	<	U	0.038	0.1	0.11	<	U	0.036	0.097	0.11	<	U	0.039	0.11	0.12	<	U	0.091	0.21	0.41	<	U	0.053	0.01	0.015	<	UJ	0.051	0.1	0.15	<	0.096	0.22	0.43	U
2,4,6-Trinitrotoluene	-	0 / 10	<	U	0.047	0.1	0.11	<	U	0.043	0.097	0.11	<	U	0.047	0.11	0.12	<	U	0.16	0.41	0.41	<	U	0.053	0.01	0.015	<	UJ	0.051	0.1	0.15	<	0.078	0.22	0.43	U
2,4-Dinitrotoluene	-	0 / 10	<	U	0.028	0.083	0.1	<	U	0.026	0.077	0.097	<	U	0.029	0.084	0.11	<	U	0.086	0.21	0.41	<	U	0.053	0.01	0.013	<	UJ	0.051	0.1	0.13	<	0.091	0.22	0.43	U
2,6-Dinitrotoluene	-	0 / 10	<	U	0.041	0.083	0.1	<	U	0.039	0.077	0.097	<	U	0.042	0.084	0.11	<	U	0.066	0.21	0.21	<	U	0.053	0.01	0.013	<	UJ	0.051	0.1	0.13	<	0.07	0.22	0.22	U
2-Amino-4,6-dinitrotoluene	-	0 / 10	<	U	0.052	0.1	0.11	<	UJ	0.049	0.097	0.11	<	U	0.053	0.11	0.12	<	U	0.052	0.12	0.21	<	U	0.032	0.01	0.015	<	UJ	0.031	0.1	0.15	<	0.055	0.13	0.22	U
2-Nitrotoluene	-	0 / 10	<	U	0.088	0.21	0.22	<	UJ	0.083	0.19	0.2	<	U	0.09	0.21	0.22	<	UJ	0.088	0.21	0.41	<	U	0.094	0.02	0.05	<	UJ	0.09	0.21	0.51	<	0.093	0.22	0.43	U
3-Nitrotoluene	-	0 / 10	<	U	0.2	0.41	0.41	<	UJ	0.19	0.39	0.39	<	U	0.21	0.42	0.42	<	U	0.2	0.41	0.41	<	U	0.061	0.02	0.05	<	UJ	0.059	0.21	0.51	<	0.09	0.22	0.43	U
4-Amino-2,6-dinitrotoluene	-	0 / 10	<	U	0.06	0.12	0.16	<	UJ	0.056	0.12	0.14	<	U	0.061	0.13	0.16	<	U	0.059	0.12	0.21	<	U	0.053	0.01	0.015	<	UJ	0.051	0.1	0.15	<	0.063	0.13	0.22	U
4-Nitrotoluene	-	0 / 10	<	U	0.1	0.41	0.42	<	UJ	0.097	0.39	0.4	<	U	0.11	0.42	0.43	<	U	0.21	0.41	1	<	U	0.094	0.02	0.05	<	UJ	0.09	0.21	0.51	<	0.22	0.43	1.1	U
HMX	1.1 J	2 / 10	<	U	0.091	0.21	0.22	<	U	0.085	0.19	0.2	<	U	0.092	0.21	0.22	<	U	0.09	0.21	0.41	<	U	0.03	0.01	0.015	1.1	J	0.037	0.1	0.15	<	0.095	0.22	0.43	U
MNX	1.7 J	1 / 10	<	U	0.16	0.41	2.1	<	U	0.15	0.39	1.9	<	U	0.16	0.42	2.1	<	U	0.16	0.41	2.1	<	U	0.038	0.01	0.05	<	UJ	0.029	0.1	0.51	1.7	0.39		2.2	J
Nitrobenzene	0.11 J	1 / 10	<	U	0.094	0.21	0.22	<	U	0.088	0.19	0.2	<	U	0.096	0.21	0.22	<	U	0.094	0.21	0.41	<	U	0.053	0.01	0.015	<	UJ	0.051	0.1	0.15	<	0.099	0.22	0.43	U
RDX	-	0 / 10	<	U	0.053	0.21	0.22	<	U	0.05	0.19	0.2	<	U	0.054	0.21	0.22	<	U	0.16	0.41	0.41	<	U	0.038	0.01	0.015	<	UJ	0.037	0.1	0.15	<	0.057	0.13	0.22	U
Tetryl	-	0 / 10	<	U	0.033	0.1	0.11	<	U	0.031	0.097	0.11	<	U	0.033	0.11	0.12	<	U	0.082	0.21	0.25	<	U	0.053	0.01	0.015	<	UJ	0.051	0.1	0.15	<	0.086	0.22	0.26	U

Notes:
< = less than reporting limit
µg/L = micrograms per liter
HMX = octahydro-1,3,5,7-tetranitro-1,3,5,7-tetrazocine
ID = identification number
J = estimated
LOQ = limit of quantifications
MNX = mono-nitroso-RDX
NA = not analyzed
NRL = no reporting limit
Qual = qualifier
RDX = hexahydro-1,3,5-trinitro-1,3,5-triazine
RL = reporting limit
U = nondetect

TABLE E.1.1-68
CORNHUSKER ARMY AMMUNITION PLANT
WELL G0105-EXPLOSIVES

FIELD ID			G0105					G0105			G0105		
METHOD	Maximum	Detection	SW846 M8330					SW846 M8330			SW846 M8330		
COLLECT DATE	Detection	Frequency	8/5/2015					8/6/2014			3/12/2013		
			Result	DL	LOD	LOQ	Qual	Result	LOQ	Qual	Result	RL	Qual
EXPLOSIVES (µg/L)													
1,3,5-Trinitrobenzene	-	0 / 10	<	0.21	0.42	1.1	U	<	1	U	<	0.8	U
1,3-Dinitrobenzene	-	0 / 10	<	0.094	0.21	0.42	U	<	0.41	U	<	0.8	U
2,4,6-Trinitrotoluene	-	0 / 10	<	0.077	0.21	0.42	U	<	0.41	U	<	0.8	U
2,4-Dinitrotoluene	-	0 / 10	<	0.089	0.21	0.42	U	<	0.41	U	<	0.8	U
2,6-Dinitrotoluene	-	0 / 10	<	0.068	0.21	0.21	U	<	0.2	U	<	0.8	U
2-Amino-4,6-dinitrotoluene	-	0 / 10	<	0.054	0.13	0.21	U	<	0.2	UJ	<	0.8	U
2-Nitrotoluene	-	0 / 10	<	0.091	0.21	0.42	U	<	0.41	U	<	0.8	U
3-Nitrotoluene	-	0 / 10	<	0.088	0.21	0.42	U	<	0.41	U	<	0.8	U
4-Amino-2,6-dinitrotoluene	-	0 / 10	<	0.061	0.13	0.21	U	<	0.2	U	<	1.4	U
4-Nitrotoluene	-	0 / 10	<	0.21	0.42	1.1	U	<	1	U	<	0.8	U
HMX	1.1 J	2 / 10	<	0.093	0.21	0.42	U	<	0.41	U	0.14	0.8	J
MNX	1.7 J	1 / 10	<	0.38	0.38	2.1	U	<	2	U	<	0.8	U
Nitrobenzene	0.11 J	1 / 10	<	0.096	0.21	0.42	U	0.11	0.41	J	<	0.8	U
RDX	-	0 / 10	<	0.055	0.13	0.21	U	<	0.2	U	<	0.8	U
Tetryl	-	0 / 10	<	0.084	0.21	0.25	U	<	0.24	U	<	1.6	U

Notes:
< = less than reporting limit
µg/L = micrograms per liter
HMX = octahydro-1,3,5,7-tetranitro-1,3,5,7-tetrazocine
ID = identification number
J = estimated
LOQ = limit of quantifications
MNX = mono-nitroso-RDX
NA = not analyzed
NRL = no reporting limit
Qual = qualifier
RDX = hexahydro-1,3,5-trinitro-1,3,5-triazine
RL = reporting limit
U = nondetect

TABLE E.1.1-69
CORNHUSKER ARMY AMMUNITION PLANT
WELL G0106-EXPLOSIVES

FIELD ID			G0106					G0106					G0106					G0106					G0106					G0106					G0106				
METHOD	Maximum	Detection	SW846 M8330					SW846 M8330					SW846 M8330					SW846 M8330					SW846 M8330					SW846 M8330					SW846 M8330				
COLLECT DATE	Detection	Frequency	5/17/2022					5/21/2021					6/12/2020					6/5/2019					3/14/2018					3/23/2017					8/3/2016				
			Result	Qual	DL	LOD	LOQ	Result	Qual	DL	LOD	LOQ	Result	Qual	DL	LOD	LOQ	Result	Qual	DL	LOD	LOQ	Result	Qual	DL	LOD	LOQ	Result	Qual	DL	LOD	LOQ	Result	DL	LOD	LOQ	Qual
EXPLOSIVES (µg/L)																																				
1,3,5-Trinitrobenzene	-	0 / 10	<	U	0.081	0.19	0.2	<	U	0.085	0.2	0.21	<	U	0.087	0.21	0.22	<	U	0.2	0.39	0.98	<	U	0.003	0.01	0.02	<	U	0.032	0.10	0.16	<	0.22	0.44	1.1	U
1,3-Dinitrobenzene	-	0 / 10	<	U	0.036	0.096	0.11	<	U	0.037	0.1	0.11	<	U	0.038	0.1	0.11	<	U	0.087	0.2	0.39	<	U	0.01	0.01	0.02	<	U	0.05	0.10	0.16	<	0.097	0.22	0.44	U
2,4,6-Trinitrotoluene	-	0 / 10	<	U	0.043	0.096	0.11	<	U	0.045	0.1	0.11	<	U	0.046	0.1	0.11	<	U	0.16	0.39	0.39	<	U	0.01	0.01	0.02	<	U	0.05	0.10	0.16	<	0.08	0.22	0.44	U
2,4-Dinitrotoluene	-	0 / 10	<	U	0.026	0.077	0.096	<	U	0.028	0.081	0.1	<	U	0.028	0.083	0.1	<	U	0.082	0.2	0.39	<	U	0.01	0.01	0.01	<	U	0.05	0.10	0.13	<	0.092	0.22	0.44	U
2,6-Dinitrotoluene	-	0 / 10	<	U	0.039	0.077	0.096	<	U	0.04	0.081	0.1	<	U	0.041	0.083	0.1	<	U	0.063	0.2	0.2	<	U	0.01	0.01	0.01	<	U	0.05	0.10	0.13	<	0.071	0.22	0.22	U
2-Amino-4,6-dinitrotoluene	-	0 / 10	<	U	0.049	0.096	0.11	<	UJ	0.051	0.1	0.11	<	U	0.052	0.1	0.11	<	U	0.049	0.12	0.2	<	U	0.003	0.01	0.02	<	U	0.031	0.10	0.16	<	0.056	0.13	0.22	U
2-Nitrotoluene	-	0 / 10	<	U	0.082	0.19	0.2	<	UJ	0.086	0.2	0.21	<	U	0.088	0.21	0.22	<	UJ	0.083	0.2	0.39	<	U	0.01	0.02	0.05	<	U	0.09	0.21	0.52	<	0.094	0.22	0.44	U
3-Nitrotoluene	-	0 / 10	<	U	0.19	0.38	0.38	<	UJ	0.2	0.4	0.4	<	U	0.2	0.41	0.41	<	U	0.19	0.39	0.39	<	U	0.01	0.02	0.05	<	U	0.06	0.21	0.52	<	0.092	0.22	0.44	U
4-Amino-2,6-dinitrotoluene	-	0 / 10	<	U	0.056	0.12	0.14	<	UJ	0.058	0.12	0.15	<	U	0.06	0.12	0.15	<	U	0.056	0.12	0.2	<	U	0.01	0.01	0.02	<	U	0.05	0.10	0.16	<	0.063	0.13	0.22	U
4-Nitrotoluene	-	0 / 10	<	U	0.096	0.38	0.39	<	UJ	0.1	0.4	0.41	<	U	0.1	0.41	0.42	<	U	0.2	0.39	0.98	<	U	0.01	0.02	0.05	<	U	0.09	0.21	0.52	<	0.22	0.44	1.1	U
HMX	-	0 / 10	<	U	0.084	0.19	0.2	<	U	0.088	0.2	0.21	<	U	0.09	0.21	0.22	<	U	0.085	0.2	0.39	<	U	0.003	0.01	0.02	<	U	0.037	0.10	0.16	<	0.096	0.22	0.44	U
MNX	-	0 / 10	<	U	0.15	0.38	1.9	<	U	0.16	0.4	2	<	U	0.16	0.41	2.1	<	U	0.15	0.39	2	<	U	0.004	0.01	0.05	<	U	0.029	0.10	0.52	<	0.39	0.39	2.2	U
Nitrobenzene	-	0 / 10	<	U	0.088	0.19	0.2	<	U	0.092	0.2	0.21	<	U	0.094	0.21	0.22	<	U	0.089	0.2	0.39	<	U	0.01	0.01	0.02	<	U	0.05	0.10	0.16	<	0.1	0.22	0.44	U
RDX	-	0 / 10	<	U	0.05	0.19	0.2	<	U	0.052	0.2	0.21	<	U	0.053	0.21	0.22	<	U	0.15	0.39	0.39	<	U	0.004	0.01	0.02	<	U	0.037	0.10	0.16	<	0.057	0.13	0.22	U
Tetryl	-	0 / 10	<	U	0.031	0.096	0.11	<	U	0.032	0.1	0.11	<	U	0.033	0.1	0.11	<	U	0.077	0.2	0.23	<	U	0.01	0.01	0.02	<	U	0.05	0.10	0.16	<	0.087	0.22	0.26	U

Notes:
< = less than reporting limit
µg/L = micrograms per liter
HMX = octahydro-1,3,5,7-tetranitro-1,3,5,7-tetrazocine
ID = identification number
J = estimated
LOQ = limit of quantifications
MNX = mono-nitroso-RDX
NA = not analyzed
NRL = no reporting limit
Qual = qualifier
RDX = hexahydro-1,3,5-trinitro-1,3,5-triazine
RL = reporting limit
U = nondetect

TABLE E.1.1-69
CORNHUSKER ARMY AMMUNITION PLANT
WELL G0106-EXPLOSIVES

FIELD ID			G0106					G0106			G0106		
METHOD	Maximum	Detection	SW846 M8330					SW846 M8330			SW846 M8330		
COLLECT DATE	Detection	Frequency	8/4/2015					8/7/2014			3/12/2013		
			Result	DL	LOD	LOQ	Qual	Result	LOQ	Qual	Result	RL	Qual
EXPLOSIVES (µg/L)													
1,3,5-Trinitrobenzene	-	0 / 10	<	0.21	0.43	1.1	U	<	1	U	<	0.8	U
1,3-Dinitrobenzene	-	0 / 10	<	0.095	0.21	0.43	U	<	0.41	U	<	0.8	U
2,4,6-Trinitrotoluene	-	0 / 10	<	0.078	0.21	0.43	U	<	0.41	U	<	0.8	U
2,4-Dinitrotoluene	-	0 / 10	<	0.090	0.21	0.43	U	<	0.41	U	<	0.8	U
2,6-Dinitrotoluene	-	0 / 10	<	0.069	0.21	0.21	U	<	0.2	U	<	0.8	U
2-Amino-4,6-dinitrotoluene	-	0 / 10	<	0.054	0.13	0.21	U	<	0.2	U	<	0.8	U
2-Nitrotoluene	-	0 / 10	<	0.092	0.21	0.43	U	<	0.41	U	<	0.8	U
3-Nitrotoluene	-	0 / 10	<	0.089	0.21	0.43	U	<	0.41	U	<	0.8	U
4-Amino-2,6-dinitrotoluene	-	0 / 10	<	0.062	0.13	0.21	U	<	0.2	U	<	1.4	U
4-Nitrotoluene	-	0 / 10	<	0.21	0.43	1.1	U	<	1	U	<	0.8	U
HMX	-	0 / 10	<	0.094	0.21	0.43	U	<	0.41	U	<	0.8	U
MNX	-	0 / 10	<	0.38	0.38	2.1	U	<	2	U	<	0.8	U
Nitrobenzene	-	0 / 10	<	0.097	0.21	0.43	U	<	0.41	U	<	0.8	U
RDX	-	0 / 10	<	0.056	0.13	0.21	U	<	0.2	U	<	0.8	U
Tetryl	-	0 / 10	<	0.085	0.21	0.26	U	<	0.24	U	<	1.6	U

Notes:
< = less than reporting limit
µg/L = micrograms per liter
HMX = octahydro-1,3,5,7-tetranitro-1,3,5,7-tetrazocine
ID = identification number
J = estimated
LOQ = limit of quantifications
MNX = mono-nitroso-RDX
NA = not analyzed
NRL = no reporting limit
Qual = qualifier
RDX = hexahydro-1,3,5-trinitro-1,3,5-triazine
RL = reporting limit
U = nondetect

TABLE E.1.1-70
CORNHUSKER ARMY AMMUNITION PLANT
WELL G0107-EXPLOSIVES

FIELD ID			G0107					G0107					G0107					G0107					G0107					G0107					G0107				
METHOD	Maximum	Detection	SW846 M8330					SW846 M8330					SW846 M8330					SW846 M8330					SW846 M8330					SW846 M8330					SW846 M8330				
COLLECT DATE	Detection	Frequency	5/17/2022					5/21/2021					6/11/2020					6/5/2019					3/14/2018					3/22/2017					8/3/2016				
			Result	Qual	DL	LOD	LOQ	Result	Qual	DL	LOD	LOQ	Result	Qual	DL	LOD	LOQ	Result	Qual	DL	LOD	LOQ	Result	Qual	DL	LOD	LOQ	Result	Qual	DL	LOD	LOQ	Result	DL	LOD	LOQ	Qual
EXPLOSIVES (µg/L)																																				
1,3,5-Trinitrobenzene	-	0 / 10	<	U	0.086	0.21	0.22	<	U	0.086	0.21	0.22	<	U	0.088	0.21	0.22	<	U	0.2	0.39	0.98	<	U	0.031	0.1	0.15	<	U	0.032	0.1	0.16	<	0.21	0.43	1.1	U
1,3-Dinitrobenzene	-	0 / 10	<	U	0.038	0.1	0.11	<	U	0.038	0.1	0.11	<	U	0.039	0.1	0.11	<	U	0.087	0.2	0.39	<	U	0.051	0.1	0.15	<	U	0.052	0.1	0.16	<	0.095	0.21	0.43	U
2,4,6-Trinitrotoluene	-	0 / 10	<	U	0.046	0.1	0.11	<	U	0.046	0.1	0.11	<	U	0.047	0.1	0.11	<	U	0.16	0.39	0.39	<	U	0.051	0.1	0.15	<	U	0.052	0.1	0.16	<	0.077	0.21	0.43	U
2,4-Dinitrotoluene	-	0 / 10	<	U	0.028	0.082	0.1	<	U	0.028	0.082	0.1	<	U	0.029	0.084	0.1	<	U	0.082	0.2	0.39	<	U	0.051	0.1	0.13	<	U	0.052	0.1	0.14	<	0.089	0.21	0.43	U
2,6-Dinitrotoluene	-	0 / 10	<	U	0.041	0.082	0.1	<	U	0.041	0.082	0.1	<	U	0.042	0.084	0.1	<	U	0.063	0.2	0.2	<	U	0.051	0.1	0.13	<	U	0.052	0.1	0.14	<	0.069	0.21	0.21	U
2-Amino-4,6-dinitrotoluene	-	0 / 10	<	U	0.052	0.1	0.11	<	UJ	0.052	0.1	0.11	<	U	0.053	0.1	0.11	<	U	0.05	0.12	0.2	<	U	0.03	0.1	0.15	<	U	0.031	0.1	0.16	<	0.054	0.13	0.21	U
2-Nitrotoluene	-	0 / 10	<	U	0.088	0.21	0.22	<	UJ	0.088	0.21	0.22	<	U	0.089	0.21	0.22	<	UJ	0.084	0.2	0.39	<	U	0.089	0.2	0.51	<	U	0.091	0.21	0.52	<	0.091	0.21	0.43	U
3-Nitrotoluene	-	0 / 10	<	U	0.2	0.41	0.41	<	UJ	0.2	0.41	0.41	<	U	0.2	0.42	0.42	<	U	0.19	0.39	0.39	<	U	0.058	0.2	0.51	<	U	0.059	0.21	0.52	<	0.089	0.21	0.43	U
4-Amino-2,6-dinitrotoluene	-	0 / 10	<	U	0.059	0.12	0.15	<	UJ	0.059	0.12	0.15	<	U	0.06	0.13	0.16	<	U	0.056	0.12	0.2	<	U	0.051	0.1	0.15	<	U	0.052	0.1	0.16	<	0.062	0.13	0.21	U
4-Nitrotoluene	-	0 / 10	<	U	0.1	0.41	0.42	<	UJ	0.1	0.41	0.42	<	U	0.1	0.42	0.43	<	U	0.2	0.39	0.98	<	U	0.089	0.2	0.51	<	U	0.091	0.21	0.52	<	0.21	0.43	1.1	U
HMX	-	0 / 10	<	U	0.09	0.21	0.22	<	U	0.09	0.21	0.22	<	U	0.091	0.21	0.22	<	U	0.086	0.2	0.39	<	U	0.028	0.1	0.15	<	U	0.037	0.1	0.16	<	0.093	0.21	0.43	U
MNX	-	0 / 10	<	U	0.16	0.41	2.1	<	U	0.16	0.41	2.1	<	U	0.16	0.42	2.1	<	U	0.15	0.39	2	<	U	0.037	0.1	0.51	<	U	0.029	0.1	0.52	<	0.38	0.38	2.1	U
Nitrobenzene	-	0 / 10	<	U	0.093	0.21	0.22	<	U	0.093	0.21	0.22	<	U	0.095	0.21	0.22	<	U	0.089	0.2	0.39	<	U	0.051	0.1	0.15	<	U	0.052	0.1	0.16	<	0.097	0.21	0.43	U
RDX	-	0 / 10	<	U	0.053	0.21	0.22	<	U	0.053	0.21	0.22	<	U	0.054	0.21	0.22	<	U	0.15	0.39	0.39	<	U	0.037	0.1	0.15	<	U	0.037	0.1	0.16	<	0.056	0.13	0.21	U
Tetryl	-	0 / 10	<	U	0.033	0.1	0.11	<	U	0.033	0.1	0.11	<	U	0.033	0.1	0.11	<	U	0.077	0.2	0.23	<	U	0.051	0.1	0.15	<	U	0.052	0.1	0.16	<	0.085	0.21	0.26	U

Notes:
< = less than reporting limit
µg/L = micrograms per liter
HMX = octahydro-1,3,5,7-tetranitro-1,3,5,7-tetrazocine
ID = identification number
J = estimated
LOQ = limit of quantifications
MNX = mono-nitroso-RDX
NA = not analyzed
NRL = no reporting limit
Qual = qualifier
RDX = hexahydro-1,3,5-trinitro-1,3,5-triazine
RL = reporting limit
U = nondetect

TABLE E.1.1-70
CORNHUSKER ARMY AMMUNITION PLANT
WELL G0107-EXPLOSIVES

FIELD ID			G0107					G0107			G0107		
METHOD	Maximum	Detection	SW846 M8330					SW846 M8330			SW846 M8330		
COLLECT DATE	Detection	Frequency	8/5/2015					8/7/2014			3/12/2013		
			Result	DL	LOD	LOQ	Qual	Result	LOQ	Qual	Result	RL	Qual
EXPLOSIVES (µg/L)													
1,3,5-Trinitrobenzene	-	0 / 10	<	0.22	0.44	1.1	U	<	1	U	<	0.8	U
1,3-Dinitrobenzene	-	0 / 10	<	0.098	0.22	0.44	U	<	0.41	U	<	0.8	U
2,4,6-Trinitrotoluene	-	0 / 10	<	0.080	0.22	0.44	U	<	0.41	U	<	0.8	U
2,4-Dinitrotoluene	-	0 / 10	<	0.092	0.22	0.44	U	<	0.41	U	<	0.8	U
2,6-Dinitrotoluene	-	0 / 10	<	0.071	0.22	0.22	U	<	0.2	U	<	0.8	U
2-Amino-4,6-dinitrotoluene	-	0 / 10	<	0.056	0.13	0.22	U	<	0.2	U	<	0.8	U
2-Nitrotoluene	-	0 / 10	<	0.094	0.22	0.44	U	<	0.41	U	<	0.8	U
3-Nitrotoluene	-	0 / 10	<	0.092	0.22	0.44	U	<	0.41	U	<	0.8	U
4-Amino-2,6-dinitrotoluene	-	0 / 10	<	0.064	0.13	0.22	U	<	0.2	U	<	1.4	U
4-Nitrotoluene	-	0 / 10	<	0.22	0.44	1.1	U	<	1	U	<	0.8	U
HMX	-	0 / 10	<	0.096	0.22	0.44	U	<	0.41	U	<	0.8	U
MNX	-	0 / 10	<	0.39	0.39	2.2	U	<	2	U	<	0.8	U
Nitrobenzene	-	0 / 10	<	0.10	0.22	0.44	U	<	0.41	U	<	0.8	U
RDX	-	0 / 10	<	0.058	0.17	0.22	U	<	0.2	U	<	0.8	U
Tetryl	-	0 / 10	<	0.087	0.22	0.26	U	<	0.24	U	<	1.6	U

Notes:
< = less than reporting limit
µg/L = micrograms per liter
HMX = octahydro-1,3,5,7-tetranitro-1,3,5,7-tetrazocine
ID = identification number
J = estimated
LOQ = limit of quantifications
MNX = mono-nitroso-RDX
NA = not analyzed
NRL = no reporting limit
Qual = qualifier
RDX = hexahydro-1,3,5-trinitro-1,3,5-triazine
RL = reporting limit
U = nondetect

TABLE E.1.1-71
CORNHUSKER ARMY AMMUNITION PLANT
WELL G0108-EXPLOSIVES

FIELD ID			G0108					G0108					G0108					G0108					G0108					G0108					G0108				
METHOD	Maximum	Detection	SW846 M8330					SW846 M8330					SW846 M8330					SW846 M8330					SW846 M8330					SW846 M8330					SW846 M8330				
COLLECT DATE	Detection	Frequency	5/14/2022					5/22/2021					6/14/2020					6/8/2019					3/21/2018					3/28/2017					8/9/2016				
			Result	Qual	DL	LOD	LOQ	Result	Qual	DL	LOD	LOQ	Result	Qual	DL	LOD	LOQ	Result	Qual	DL	LOD	LOQ	Result	Qual	DL	LOD	LOQ	Result	Qual	DL	LOD	LOQ	Result	DL	LOD	LOQ	Qual
EXPLOSIVES (µg/L)																																				
1,3,5-Trinitrobenzene	25.2 J	2 / 10	<	U	0.089	0.21	0.22	<	UJ	0.11	0.26	0.27	<	U	0.087	0.21	0.22	<	U	0.2	0.41	1	<	U	0.032	0.1	0.16	<	U	0.033	0.11	0.16	<	0.22	0.43	1.1	U
1,3-Dinitrobenzene	0.49 J	1 / 10	<	U	0.039	0.11	0.12	<	UJ	0.048	0.13	0.14	<	U	0.038	0.1	0.11	<	U	0.091	0.2	0.41	<	U	0.052	0.1	0.16	<	U	0.053	0.11	0.16	<	0.096	0.22	0.43	U
2,4,6-Trinitrotoluene	182 J	2 / 10	<	U	0.047	0.11	0.12	<	UJ	0.058	0.13	0.14	<	U	0.047	0.1	0.11	<	U	0.16	0.41	0.41	<	U	0.052	0.1	0.16	<	U	0.053	0.11	0.16	<	0.078	0.22	0.43	U
2,4-Dinitrotoluene	0.3 J	2 / 10	<	U	0.029	0.084	0.11	<	UJ	0.036	0.1	0.13	<	U	0.028	0.083	0.1	<	U	0.086	0.2	0.41	<	U	0.052	0.1	0.14	<	U	0.053	0.11	0.14	0.16	0.09	0.22	0.43	J
2,6-Dinitrotoluene	1.4 J	3 / 10	<	U	0.042	0.084	0.11	<	UJ	0.052	0.1	0.13	<	U	0.042	0.083	0.1	0.092	J	0.066	0.2	0.2	0.44	J	0.052	0.1	0.14	1.4	J	0.053	0.11	0.14	<	0.07	0.22	0.22	U
2-Amino-4,6-dinitrotoluene	20.8 J	2 / 10	<	U	0.053	0.11	0.12	<	UJ	0.066	0.13	0.14	<	U	0.053	0.1	0.11	<	U	0.052	0.12	0.2	<	U	0.031	0.1	0.16	<	U	0.032	0.11	0.16	<	0.055	0.13	0.22	U
2-Nitrotoluene	0.45 J	1 / 10	<	U	0.09	0.21	0.22	<	UJ	0.11	0.26	0.27	<	U	0.089	0.21	0.22	<	UJ	0.088	0.2	0.41	<	U	0.092	0.21	0.52	<	U	0.093	0.21	0.53	0.45	0.092	0.22	0.43	J
3-Nitrotoluene	-	0 / 10	<	U	0.21	0.42	0.42	<	UJ	0.25	0.52	0.52	<	U	0.2	0.41	0.41	<	UJ	0.2	0.41	0.41	<	U	0.059	0.21	0.52	<	U	0.06	0.21	0.53	<	0.09	0.22	0.43	U
4-Amino-2,6-dinitrotoluene	47.6 J	2 / 10	<	U	0.061	0.13	0.16	<	UJ	0.075	0.16	0.19	<	U	0.06	0.12	0.16	<	U	0.059	0.12	0.2	<	U	0.052	0.1	0.16	<	U	0.053	0.11	0.16	<	0.062	0.13	0.22	U
4-Nitrotoluene	-	0 / 10	<	U	0.11	0.42	0.43	<	UJ	0.13	0.52	0.53	<	U	0.1	0.41	0.42	<	UJ	0.2	0.41	1	<	U	0.092	0.21	0.52	<	U	0.093	0.21	0.53	<	0.22	0.43	1.1	U
HMX	12 J	3 / 10	<	U	0.092	0.21	0.22	<	UJ	0.11	0.26	0.27	<	U	0.091	0.21	0.22	<	U	0.09	0.2	0.41	0.79	J	0.029	0.1	0.16	<	U	0.038	0.11	0.16	<	0.094	0.22	0.43	U
MNX	11 J	2 / 10	<	U	0.16	0.42	2.1	<	UJ	0.2	0.52	2.6	<	U	0.16	0.41	2.1	<	U	0.16	0.41	2	<	U	0.038	0.1	0.52	<	U	0.03	0.11	0.53	<	0.39	0.39	2.2	U
Nitrobenzene	-	0 / 10	<	U	0.096	0.21	0.22	<	UJ	0.12	0.26	0.27	<	U	0.094	0.21	0.22	<	U	0.093	0.2	0.41	<	U	0.052	0.1	0.16	<	U	0.053	0.11	0.16	<	0.098	0.22	0.43	U
RDX	140 J	4 / 10	<	U	0.054	0.21	0.22	<	UJ	0.067	0.26	0.27	<	U	0.053	0.21	0.22	1.2	J	0.16	0.41	0.41	<	U	0.038	0.1	0.16	1.7	J	0.038	0.11	0.16	<	0.056	0.13	0.22	U
Tetryl	0.97 J	2 / 10	<	U	0.033	0.11	0.12	<	UJ	0.041	0.13	0.14	<	U	0.033	0.1	0.11	0.39		0.081	0.2	0.25	<	U	0.052	0.1	0.16	0.97	J	0.053	0.11	0.16	<	0.085	0.22	0.26	U

Notes:
< = less than reporting limit
µg/L = micrograms per liter
HMX = octahydro-1,3,5,7-tetranitro-1,3,5,7-tetrazocine
ID = identification number
J = estimated
LOQ = limit of quantifications
MNX = mono-nitroso-RDX
NA = not analyzed
NRL = no reporting limit
Qual = qualifier
RDX = hexahydro-1,3,5-trinitro-1,3,5-triazine
RL = reporting limit
U = nondetect

TABLE E.1.1-71
CORNHUSKER ARMY AMMUNITION PLANT
WELL G0108-EXPLOSIVES

FIELD ID			G0108					G0108			G0108		
METHOD	Maximum	Detection	SW846 M8330					SW846 M8330			SW846 M8330		
COLLECT DATE	Detection	Frequency	8/17/2015					8/12/2014			3/18/2013		
			Result	DL	LOD	LOQ	Qual	Result	LOQ	Qual	Result	RL	Qual
EXPLOSIVES (µg/L)													
1,3,5-Trinitrobenzene	25.2 J	2 / 10	<	0.21	0.42	1.1	U	1.6	1	J	25.2	0.8	J
1,3-Dinitrobenzene	0.49 J	1 / 10	<	0.094	0.21	0.42	UJ	0.49	0.42	J	<	0.8	U
2,4,6-Trinitrotoluene	182 J	2 / 10	<	0.076	0.21	0.42	U	5.9	0.42	J	182	4	J
2,4-Dinitrotoluene	0.3 J	2 / 10	<	0.088	0.21	0.42	U	0.3	0.42	J	<	0.8	U
2,6-Dinitrotoluene	1.4 J	3 / 10	<	0.068	0.21	0.21	U	<	0.21	U	<	0.8	U
2-Amino-4,6-dinitrotoluene	20.8 J	2 / 10	<	0.053	0.13	0.21	U	16	0.21	J	20.8	0.8	J
2-Nitrotoluene	0.45 J	1 / 10	<	0.090	0.21	0.42	U	<	0.42	U	<	0.8	U
3-Nitrotoluene	-	0 / 10	<	0.088	0.21	0.42	U	<	0.42	U	<	0.8	U
4-Amino-2,6-dinitrotoluene	47.6 J	2 / 10	<	0.061	0.13	0.21	U	30	0.21	J	47.6	1.4	J
4-Nitrotoluene	-	0 / 10	<	0.21	0.42	1.1	U	<	1	U	<	0.8	U
HMX	12 J	3 / 10	<	0.092	0.21	0.42	U	12	0.42	J	4.8	0.8	J
MNX	11 J	2 / 10	<	0.38	0.38	2.1	UJ	11	2.1	J	2	0.8	J
Nitrobenzene	-	0 / 10	<	0.096	0.21	0.42	UJ	<	0.42	U	<	0.8	U
RDX	140 J	4 / 10	<	0.055	0.13	0.21	UJ	140	0.21	J	35.9	0.8	J
Tetryl	0.97 J	2 / 10	<	0.084	0.21	0.25	UJ	<	0.25	UJ	<	1.6	U

Notes:
< = less than reporting limit
µg/L = micrograms per liter
HMX = octahydro-1,3,5,7-tetranitro-1,3,5,7-tetrazocine
ID = identification number
J = estimated
LOQ = limit of quantifications
MNX = mono-nitroso-RDX
NA = not analyzed
NRL = no reporting limit
Qual = qualifier
RDX = hexahydro-1,3,5-trinitro-1,3,5-triazine
RL = reporting limit
U = nondetect

TABLE E.1.1-72
CORNHUSKER ARMY AMMUNITION PLANT
WELL G0109-EXPLOSIVES

FIELD ID			G0109					G0109					G0109					G0109					G0109					G0109					G0109				
METHOD	Maximum	Detection	SW846 M8330					SW846 M8330					SW846 M8330					SW846 M8330					SW846 M8330					SW846 M8330					SW846 M8330				
COLLECT DATE	Detection	Frequency	5/14/2022					5/23/2021					6/15/2020					6/8/2019					3/21/2018					3/29/2017					8/16/2016				
			Result	Qual	DL	LOD	LOQ	Result	Qual	DL	LOD	LOQ	Result	Qual	DL	LOD	LOQ	Result	Qual	DL	LOD	LOQ	Result	Qual	DL	LOD	LOQ	Result	Qual	DL	LOD	LOQ	Result	DL	LOD	LOQ	Qual
EXPLOSIVES (µg/L)																																				
1,3,5-Trinitrobenzene	0.1 J	2 / 10	<	U	0.09	0.21	0.22	<	U	0.081	0.19	0.2	<	U	0.09	0.21	0.22	<	U	0.2	0.39	0.98	0.1	J	0.032	0.1	0.16	0.1	J	0.032	0.1	0.15	<	0.22	0.44	1.1	U
1,3-Dinitrobenzene	-	0 / 10	<	U	0.039	0.11	0.12	<	U	0.036	0.097	0.11	<	U	0.039	0.11	0.12	<	U	0.087	0.2	0.39	<	U	0.052	0.1	0.16	<	U	0.052	0.1	0.15	<	0.098	0.22	0.44	U
2,4,6-Trinitrotoluene	-	0 / 10	<	U	0.048	0.11	0.12	<	U	0.043	0.097	0.11	<	U	0.048	0.11	0.12	<	U	0.16	0.39	0.39	<	U	0.052	0.1	0.16	<	U	0.052	0.1	0.15	<	0.08	0.22	0.44	U
2,4-Dinitrotoluene	-	0 / 10	<	U	0.029	0.085	0.11	<	U	0.026	0.077	0.097	<	U	0.029	0.085	0.11	<	U	0.082	0.2	0.39	<	U	0.052	0.1	0.14	<	U	0.052	0.1	0.13	<	0.092	0.22	0.44	U
2,6-Dinitrotoluene	-	0 / 10	<	U	0.043	0.085	0.11	<	U	0.039	0.077	0.097	<	U	0.043	0.085	0.11	<	U	0.063	0.2	0.2	<	U	0.052	0.1	0.14	<	U	0.052	0.1	0.13	<	0.071	0.22	0.22	U
2-Amino-4,6-dinitrotoluene	-	0 / 10	<	U	0.054	0.11	0.12	<	U	0.049	0.097	0.11	<	U	0.054	0.11	0.12	<	U	0.05	0.12	0.2	<	U	0.031	0.1	0.16	<	U	0.031	0.1	0.15	<	0.056	0.13	0.22	U
2-Nitrotoluene	-	0 / 10	<	U	0.091	0.21	0.22	<	UJ	0.083	0.19	0.2	<	U	0.091	0.21	0.22	<	UJ	0.084	0.2	0.39	<	U	0.092	0.21	0.52	<	U	0.091	0.21	0.52	<	0.094	0.22	0.44	U
3-Nitrotoluene	-	0 / 10	<	U	0.21	0.43	0.43	<	UJ	0.19	0.39	0.39	<	U	0.21	0.43	0.43	<	UJ	0.19	0.39	0.39	<	U	0.06	0.21	0.52	<	U	0.059	0.21	0.52	<	0.092	0.22	0.44	U
4-Amino-2,6-dinitrotoluene	-	0 / 10	<	U	0.062	0.13	0.16	<	U	0.056	0.12	0.14	<	U	0.062	0.13	0.16	<	U	0.056	0.12	0.2	<	U	0.052	0.1	0.16	<	U	0.052	0.1	0.15	<	0.064	0.13	0.22	U
4-Nitrotoluene	-	0 / 10	<	U	0.11	0.43	0.44	<	UJ	0.097	0.39	0.4	<	U	0.11	0.43	0.44	<	UJ	0.2	0.39	0.98	<	U	0.092	0.21	0.52	<	U	0.091	0.21	0.52	<	0.22	0.44	1.1	U
HMX	14	9 / 10	2		0.094	0.21	0.22	3.5		0.085	0.19	0.2	0.43	J	0.094	0.21	0.22	14		0.086	0.2	0.39	2.8		0.029	0.1	0.16	5.9		0.037	0.1	0.15	0.98	0.097	0.22	0.44	
MNX	4.7	2 / 10	<	U	0.16	0.43	2.1	<	U	0.15	0.39	1.9	<	U	0.16	0.43	2.1	<	U	0.15	0.39	2	<	U	0.038	0.1	0.52	0.23	J	0.029	0.1	0.52	<	0.39	0.39	2.2	U
Nitrobenzene	-	0 / 10	<	U	0.097	0.21	0.22	<	U	0.088	0.19	0.2	<	U	0.097	0.21	0.22	<	U	0.089	0.2	0.39	<	U	0.052	0.1	0.16	<	U	0.052	0.1	0.15	<	0.1	0.22	0.44	U
RDX	3.5	7 / 10	0.3		0.055	0.21	0.22	<	U	0.05	0.19	0.2	0.68	J	0.055	0.21	0.22	3.5		0.15	0.39	0.39	<	U	0.038	0.1	0.16	1.9		0.037	0.1	0.15	1.2	0.058	0.13	0.22	
Tetryl	-	0 / 10	<	U	0.034	0.11	0.12	<	U	0.031	0.097	0.11	<	U	0.034	0.11	0.12	<	U	0.078	0.2	0.23	<	U	0.052	0.1	0.16	<	U	0.052	0.1	0.15	<	0.087	0.22	0.26	U

Notes:
< = less than reporting limit
µg/L = micrograms per liter
HMX = octahydro-1,3,5,7-tetranitro-1,3,5,7-tetrazocine
ID = identification number
J = estimated
LOQ = limit of quantifications
MNX = mono-nitroso-RDX
NA = not analyzed
NRL = no reporting limit
Qual = qualifier
RDX = hexahydro-1,3,5-trinitro-1,3,5-triazine
RL = reporting limit
U = nondetect

TABLE E.1.1-72
CORNHUSKER ARMY AMMUNITION PLANT
WELL G0109-EXPLOSIVES

FIELD ID			G0109					G0109			G0109		
METHOD	Maximum	Detection	SW846 M8330					SW846 M8330			SW846 M8330		
COLLECT DATE	Detection	Frequency	8/13/2015					8/13/2014			3/21/2013		
			Result	DL	LOD	LOQ	Qual	Result	LOQ	Qual	Result	RL	Qual
EXPLOSIVES (µg/L)													
1,3,5-Trinitrobenzene	0.1 J	2 / 10	<	0.21	0.43	1.1	U	<	1	U	<	0.8	U
1,3-Dinitrobenzene	-	0 / 10	<	0.095	0.21	0.43	U	<	0.41	U	<	0.8	U
2,4,6-Trinitrotoluene	-	0 / 10	<	0.078	0.21	0.43	U	<	0.41	U	<	0.8	U
2,4-Dinitrotoluene	-	0 / 10	<	0.090	0.21	0.43	U	<	0.41	U	<	0.8	U
2,6-Dinitrotoluene	-	0 / 10	<	0.069	0.21	0.21	U	<	0.2	U	<	0.8	U
2-Amino-4,6-dinitrotoluene	-	0 / 10	<	0.054	0.13	0.21	U	<	0.2	UJ	<	0.8	U
2-Nitrotoluene	-	0 / 10	<	0.092	0.21	0.43	U	<	0.41	U	<	0.8	U
3-Nitrotoluene	-	0 / 10	<	0.090	0.21	0.43	U	<	0.41	U	<	0.8	U
4-Amino-2,6-dinitrotoluene	-	0 / 10	<	0.062	0.13	0.21	U	<	0.2	U	<	1.4	U
4-Nitrotoluene	-	0 / 10	<	0.21	0.43	1.1	U	<	1	U	<	0.8	U
HMX	14	9 / 10	5.5	0.094	0.21	0.43		4	0.41		<	0.8	U
MNX	4.7	2 / 10	<	0.38	0.38	2.1	U	4.7	2.1		<	0.8	U
Nitrobenzene	-	0 / 10	<	0.098	0.21	0.43	U	<	0.41	U	<	0.8	U
RDX	3.5	7 / 10	<	0.056	0.13	0.21	U	1.4	0.21		1.9	0.8	
Tetryl	-	0 / 10	<	0.085	0.21	0.26	U	<	0.24	UJ	<	1.6	U

Notes:
< = less than reporting limit
µg/L = micrograms per liter
HMX = octahydro-1,3,5,7-tetranitro-1,3,5,7-tetrazocine
ID = identification number
J = estimated
LOQ = limit of quantifications
MNX = mono-nitroso-RDX
NA = not analyzed
NRL = no reporting limit
Qual = qualifier
RDX = hexahydro-1,3,5-trinitro-1,3,5-triazine
RL = reporting limit
U = nondetect

TABLE E.1.1-73
CORNHUSKER ARMY AMMUNITION PLANT
WELL G0110-EXPLOSIVES

FIELD ID			G0110					G0110					G0110					G0110					G0110					G0110					G0110				
METHOD	Maximum	Detection	SW846 M8330					SW846 M8330					SW846 M8330					SW846 M8330					SW846 M8330					SW846 M8330					SW846 M8330				
COLLECT DATE	Detection	Frequency	5/14/2022					5/22/2021					6/13/2020					6/8/2019					3/22/2018					3/29/2017					8/16/2016				
			Result	Qual	DL	LOD	LOQ	Result	Qual	DL	LOD	LOQ	Result	Qual	DL	LOD	LOQ	Result	Qual	DL	LOD	LOQ	Result	Qual	DL	LOD	LOQ	Result	Qual	DL	LOD	LOQ	Result	DL	LOD	LOQ	Qual
EXPLOSIVES (µg/L)																																				
1,3,5-Trinitrobenzene	2.6 J	1 / 10	<	U	0.087	0.21	0.22	<	U	0.08	0.19	0.2	<	U	0.09	0.21	0.23	<	U	0.21	0.42	1.1	<	U	0.032	0.1	0.15	<	U	0.032	0.1	0.15	<	0.22	0.43	1.1	U
1,3-Dinitrobenzene	-	0 / 10	<	U	0.038	0.1	0.11	<	U	0.035	0.095	0.1	<	U	0.04	0.11	0.12	<	U	0.094	0.21	0.42	<	U	0.051	0.1	0.15	<	U	0.052	0.1	0.15	<	0.096	0.22	0.43	U
2,4,6-Trinitrotoluene	1.4	2 / 10	<	U	0.047	0.1	0.11	<	U	0.043	0.095	0.1	<	U	0.048	0.11	0.12	<	U	0.17	0.42	0.42	<	U	0.051	0.1	0.15	0.16	J	0.052	0.1	0.15	<	0.078	0.22	0.43	U
2,4-Dinitrotoluene	-	0 / 10	<	U	0.029	0.083	0.1	<	U	0.026	0.076	0.095	<	U	0.029	0.086	0.11	<	U	0.089	0.21	0.42	<	U	0.051	0.1	0.13	<	U	0.052	0.1	0.13	<	0.09	0.22	0.43	U
2,6-Dinitrotoluene	0.43 J	2 / 10	<	U	0.042	0.083	0.1	<	U	0.038	0.076	0.095	<	U	0.043	0.086	0.11	0.43	J	0.068	0.21	0.21	0.19	J	0.051	0.1	0.13	<	U	0.052	0.1	0.13	<	0.07	0.22	0.22	U
2-Amino-4,6-dinitrotoluene	2.2	1 / 10	<	U	0.053	0.1	0.11	<	U	0.048	0.095	0.1	<	U	0.054	0.11	0.12	<	U	0.054	0.13	0.21	<	U	0.031	0.1	0.15	<	U	0.031	0.1	0.15	<	0.055	0.13	0.22	U
2-Nitrotoluene	-	0 / 10	<	U	0.089	0.21	0.22	<	UJ	0.082	0.19	0.2	<	U	0.092	0.21	0.23	<	UJ	0.09	0.21	0.42	<	U	0.09	0.2	0.51	<	U	0.091	0.21	0.52	<	0.092	0.22	0.43	U
3-Nitrotoluene	-	0 / 10	<	U	0.2	0.42	0.42	<	UJ	0.19	0.38	0.38	<	U	0.21	0.43	0.43	<	UJ	0.21	0.42	0.42	<	U	0.058	0.2	0.51	<	U	0.059	0.21	0.52	<	0.09	0.22	0.43	U
4-Amino-2,6-dinitrotoluene	2.8	1 / 10	<	U	0.06	0.12	0.16	<	U	0.055	0.11	0.14	<	U	0.062	0.13	0.16	<	U	0.061	0.13	0.21	<	U	0.051	0.1	0.15	<	U	0.052	0.1	0.15	<	0.062	0.13	0.22	U
4-Nitrotoluene	-	0 / 10	<	U	0.1	0.42	0.43	<	UJ	0.095	0.38	0.39	<	U	0.11	0.43	0.44	<	UJ	0.21	0.42	1.1	<	U	0.09	0.2	0.51	<	U	0.091	0.21	0.52	<	0.22	0.43	1.1	U
HMX	17.7	5 / 10	<	U	0.091	0.21	0.22	<	U	0.084	0.19	0.2	<	U	0.094	0.21	0.23	<	U	0.093	0.21	0.42	0.37	J	0.029	0.1	0.15	6.2	J	0.037	0.1	0.15	<	0.094	0.22	0.43	U
MNX	5.1 J	5 / 10	<	U	0.16	0.42	2.1	<	U	0.15	0.38	1.9	<	U	0.17	0.43	2.1	<	U	0.16	0.42	2.1	<	U	0.037	0.1	0.51	1.7	J	0.029	0.1	0.52	1.7	0.39		2.2	J
Nitrobenzene	-	0 / 10	<	U	0.095	0.21	0.22	<	U	0.087	0.19	0.2	<	U	0.098	0.21	0.23	<	U	0.096	0.21	0.42	<	U	0.051	0.1	0.15	<	U	0.052	0.1	0.15	<	0.098	0.22	0.43	U
RDX	69.6	5 / 10	<	U	0.054	0.21	0.22	<	U	0.049	0.19	0.2	<	U	0.055	0.21	0.23	0.99	J	0.17	0.42	0.42	<	U	0.037	0.1	0.15	1.7	J	0.037	0.1	0.15	<	0.056	0.13	0.22	U
Tetryl	2.6 J	2 / 10	<	U	0.033	0.1	0.11	<	U	0.03	0.095	0.1	<	U	0.034	0.11	0.12	2.6	J	0.084	0.21	0.25	<	U	0.051	0.1	0.15	1.5	J	0.052	0.1	0.15	<	0.086	0.22	0.26	U

Notes:
< = less than reporting limit
µg/L = micrograms per liter
HMX = octahydro-1,3,5,7-tetranitro-1,3,5,7-tetrazocine
ID = identification number
J = estimated
LOQ = limit of quantifications
MNX = mono-nitroso-RDX
NA = not analyzed
NRL = no reporting limit
Qual = qualifier
RDX = hexahydro-1,3,5-trinitro-1,3,5-triazine
RL = reporting limit
U = nondetect

TABLE E.1.1-73
CORNHUSKER ARMY AMMUNITION PLANT
WELL G0110-EXPLOSIVES

FIELD ID			G0110					G0110			G0110		
METHOD	Maximum	Detection	SW846 M8330					SW846 M8330			SW846 M8330		
COLLECT DATE	Detection	Frequency	8/17/2015					8/18/2014			3/18/2013		
			Result	DL	LOD	LOQ	Qual	Result	LOQ	Qual	Result	RL	Qual
EXPLOSIVES (µg/L)													
1,3,5-Trinitrobenzene	2.6 J	1 / 10	<	0.21	0.42	1.0	U	<	1	U	2.6	0.8	J
1,3-Dinitrobenzene	-	0 / 10	<	0.092	0.21	0.42	U	<	0.41	U	<	0.8	U
2,4,6-Trinitrotoluene	1.4	2 / 10	<	0.075	0.21	0.42	U	<	0.41	U	1.4	0.8	
2,4-Dinitrotoluene	-	0 / 10	<	0.087	0.21	0.42	U	<	0.41	U	<	0.8	U
2,6-Dinitrotoluene	0.43 J	2 / 10	<	0.067	0.21	0.21	U	<	0.21	U	<	0.8	U
2-Amino-4,6-dinitrotoluene	2.2	1 / 10	<	0.053	0.12	0.21	U	<	0.21	UJ	2.2	0.8	
2-Nitrotoluene	-	0 / 10	<	0.089	0.21	0.42	U	<	0.42	UJ	<	0.8	U
3-Nitrotoluene	-	0 / 10	<	0.087	0.21	0.42	U	<	0.42	UJ	<	0.8	U
4-Amino-2,6-dinitrotoluene	2.8	1 / 10	<	0.060	0.13	0.21	U	<	0.21	UJ	2.8	1.4	
4-Nitrotoluene	-	0 / 10	<	0.21	0.42	1.0	U	<	1.1	UJ	<	0.8	U
HMX	17.7	5 / 10	4.7	0.091	0.21	0.42	J	7.5	0.42	J	17.7	0.8	
MNX	5.1 J	5 / 10	0.65	0.37	0.37	2.1	J	2.1	2.1		5.1	0.8	J
Nitrobenzene	-	0 / 10	<	0.095	0.21	0.42	U	<	0.41	U	<	0.8	U
RDX	69.6	5 / 10	0.34	0.054	0.12	0.21	J	3	0.21		69.6	0.8	
Tetryl	2.6 J	2 / 10	<	0.082	0.21	0.25	U	<	0.25	U	<	1.6	U

Notes:
< = less than reporting limit
µg/L = micrograms per liter
HMX = octahydro-1,3,5,7-tetranitro-1,3,5,7-tetrazocine
ID = identification number
J = estimated
LOQ = limit of quantifications
MNX = mono-nitroso-RDX
NA = not analyzed
NRL = no reporting limit
Qual = qualifier
RDX = hexahydro-1,3,5-trinitro-1,3,5-triazine
RL = reporting limit
U = nondetect

TABLE E.1.1-74
CORNHUSKER ARMY AMMUNITION PLANT
WELL G0111-EXPLOSIVES

FIELD ID			G0111					G0111					G0111					G0111					G0111					G0111					G0111				
METHOD	Maximum	Detection	SW846 M8330					SW846 M8330					SW846 M8330					SW846 M8330					SW846 M8330					SW846 M8330					SW846 M8330				
COLLECT DATE	Detection	Frequency	5/19/2022					5/24/2021					6/12/2020					6/7/2019					3/15/2018					3/25/2017					8/16/2016				
			Result	Qual	DL	LOD	LOQ	Result	Qual	DL	LOD	LOQ	Result	Qual	DL	LOD	LOQ	Result	Qual	DL	LOD	LOQ	Result	Qual	DL	LOD	LOQ	Result	Qual	DL	LOD	LOQ	Result	DL	LOD	LOQ	Qual
EXPLOSIVES (µg/L)																																				
1,3,5-Trinitrobenzene	10	4 / 10	4.6		0.09	0.21	0.22	4.6		0.08	0.19	0.2	10		0.09	0.21	0.22	<	U	0.2	0.41	1	0.034	J	0.032	0.1	0.15	<	U	0.032	0.1	0.15	<	0.22	0.43	1.1	U
1,3-Dinitrobenzene	1.7 J	1 / 10	<	U	0.039	0.11	0.12	1.7	J	0.035	0.095	0.1	<	U	0.039	0.11	0.12	<	U	0.09	0.2	0.41	<	UJ	0.051	0.1	0.15	<	U	0.052	0.1	0.15	<	0.096	0.22	0.43	U
2,4,6-Trinitrotoluene	12	4 / 10	4		0.048	0.11	0.12	6.6		0.043	0.095	0.1	12		0.048	0.11	0.12	<	U	0.16	0.41	0.41	0.063	J	0.051	0.1	0.15	<	U	0.052	0.1	0.15	<	0.078	0.22	0.43	U
2,4-Dinitrotoluene	0.79	3 / 10	0.79		0.029	0.085	0.11	0.44		0.026	0.076	0.095	0.27		0.029	0.086	0.11	<	U	0.085	0.2	0.41	<	UJ	0.051	0.1	0.13	<	U	0.052	0.1	0.13	<	0.09	0.22	0.43	U
2,6-Dinitrotoluene	-	0 / 10	<	U	0.043	0.085	0.11	<	U	0.038	0.076	0.095	<	U	0.043	0.086	0.11	<	U	0.066	0.2	0.2	<	UJ	0.051	0.1	0.13	<	U	0.052	0.1	0.13	<	0.069	0.22	0.22	U
2-Amino-4,6-dinitrotoluene	9.8	5 / 10	8.8		0.054	0.11	0.12	4.9		0.048	0.095	0.1	9.8		0.054	0.11	0.12	0.24		0.052	0.12	0.2	0.73	J	0.031	0.1	0.15	<	U	0.031	0.1	0.15	<	0.055	0.13	0.22	U
2-Nitrotoluene	-	0 / 10	<	U	0.091	0.21	0.22	<	UJ	0.081	0.19	0.2	<	U	0.091	0.21	0.22	<	UJ	0.087	0.2	0.41	<	UJ	0.09	0.2	0.51	<	U	0.091	0.21	0.52	<	0.092	0.22	0.43	U
3-Nitrotoluene	-	0 / 10	<	U	0.21	0.43	0.43	<	UJ	0.19	0.38	0.38	<	U	0.21	0.43	0.43	<	UJ	0.2	0.41	0.41	<	UJ	0.058	0.2	0.51	<	U	0.059	0.21	0.52	<	0.09	0.22	0.43	U
4-Amino-2,6-dinitrotoluene	11	5 / 10	6		0.061	0.13	0.16	6.8		0.055	0.11	0.14	11		0.062	0.13	0.16	0.32	J	0.059	0.12	0.2	2.3	J	0.051	0.1	0.15	<	U	0.052	0.1	0.15	<	0.062	0.13	0.22	U
4-Nitrotoluene	-	0 / 10	<	U	0.11	0.43	0.44	<	UJ	0.095	0.38	0.39	<	U	0.11	0.43	0.44	<	UJ	0.2	0.41	1	<	UJ	0.09	0.2	0.51	<	U	0.091	0.21	0.52	<	0.22	0.43	1.1	U
HMX	120 J	4 / 10	<	U	0.093	0.21	0.22	<	U	0.083	0.19	0.2	1.8		0.094	0.21	0.22	120	J	0.089	0.2	0.41	1.3	J	0.029	0.1	0.15	1.2	J	0.037	0.1	0.15	<	0.094	0.22	0.43	U
MNX	-	0 / 10	<	U	0.16	0.43	2.1	<	U	0.15	0.38	1.9	<	U	0.16	0.43	2.1	<	U	0.16	0.41	2	<	UJ	0.037	0.1	0.51	<	U	0.029	0.1	0.52	<	0.39	0.39	2.2	U
Nitrobenzene	0.083 J	1 / 10	<	U	0.097	0.21	0.22	<	U	0.087	0.19	0.2	<	U	0.097	0.21	0.22	<	U	0.093	0.2	0.41	<	UJ	0.051	0.1	0.15	0.083	J	0.052	0.1	0.15	<	0.098	0.22	0.43	U
RDX	2	4 / 10	<	U	0.055	0.21	0.22	6.5	J	0.049	0.19	0.2	<	U	0.055	0.21	0.22	<	U	0.16	0.41	0.41	0.48	J	0.037	0.1	0.15	0.093	J	0.037	0.1	0.15	<	0.056	0.13	0.22	U
Tetryl	-	0 / 10	<	U	0.034	0.11	0.12	<	U	0.03	0.095	0.1	<	U	0.034	0.11	0.12	<	U	0.081	0.2	0.24	<	UJ	0.051	0.1	0.15	<	U	0.052	0.1	0.15	<	0.085	0.22	0.26	U

Notes:
< = less than reporting limit
µg/L = micrograms per liter
HMX = octahydro-1,3,5,7-tetranitro-1,3,5,7-tetrazocine
ID = identification number
J = estimated
LOQ = limit of quantifications
MNX = mono-nitroso-RDX
NA = not analyzed
NRL = no reporting limit
Qual = qualifier
RDX = hexahydro-1,3,5-trinitro-1,3,5-triazine
RL = reporting limit
U = nondetect

TABLE E.1.1-74
CORNHUSKER ARMY AMMUNITION PLANT
WELL G0111-EXPLOSIVES

FIELD ID			G0111					G0111			G0111		
METHOD	Maximum	Detection	SW846 M8330					SW846 M8330			SW846 M8330		
COLLECT DATE	Detection	Frequency	8/10/2015					8/12/2014			3/19/2013		
			Result	DL	LOD	LOQ	Qual	Result	LOQ	Qual	Result	RL	Qual
EXPLOSIVES (µg/L)													
1,3,5-Trinitrobenzene	10	4 / 10	<	0.21	0.42	1.0	U	<	1	U	<	0.8	U
1,3-Dinitrobenzene	1.7 J	1 / 10	<	0.093	0.21	0.42	U	<	0.41	U	<	0.8	U
2,4,6-Trinitrotoluene	12	4 / 10	<	0.076	0.21	0.42	U	<	0.41	U	<	0.8	U
2,4-Dinitrotoluene	0.79	3 / 10	<	0.087	0.21	0.42	U	<	0.41	U	<	0.8	U
2,6-Dinitrotoluene	-	0 / 10	<	0.067	0.21	0.21	U	<	0.21	U	<	0.8	U
2-Amino-4,6-dinitrotoluene	9.8	5 / 10	<	0.053	0.13	0.21	UJ	<	0.21	U	<	0.8	U
2-Nitrotoluene	-	0 / 10	<	0.089	0.21	0.42	UJ	<	0.42	U	<	0.8	U
3-Nitrotoluene	-	0 / 10	<	0.087	0.21	0.42	U	<	0.42	U	<	0.8	U
4-Amino-2,6-dinitrotoluene	11	5 / 10	<	0.060	0.13	0.21	U	<	0.21	U	<	1.4	U
4-Nitrotoluene	-	0 / 10	<	0.21	0.42	1.0	U	<	1.1	U	<	0.8	U
HMX	120 J	4 / 10	<	0.091	0.21	0.42	U	<	0.42	U	<	0.8	U
MNX	-	0 / 10	<	0.37	0.37	2.0	UJ	<	2.1	U	<	0.8	U
Nitrobenzene	0.083 J	1 / 10	<	0.095	0.21	0.42	U	<	0.41	U	<	0.8	U
RDX	2	4 / 10	<	0.055	0.13	0.23	U	<	0.21	U	2	0.8	
Tetryl	-	0 / 10	<	0.083	0.21	0.25	U	<	0.25	U	<	1.6	U

Notes:
< = less than reporting limit
µg/L = micrograms per liter
HMX = octahydro-1,3,5,7-tetranitro-1,3,5,7-tetrazocine
ID = identification number
J = estimated
LOQ = limit of quantifications
MNX = mono-nitroso-RDX
NA = not analyzed
NRL = no reporting limit
Qual = qualifier
RDX = hexahydro-1,3,5-trinitro-1,3,5-triazine
RL = reporting limit
U = nondetect

TABLE E.1.1-75
CORNHUSKER ARMY AMMUNITION PLANT
WELL G0112-EXPLOSIVES

FIELD ID			G0112					G0112					G0112					G0112					G0112					G0112					G0112				
METHOD	Maximum	Detection	SW846 M8330					SW846 M8330					SW846 M8330					SW846 M8330					SW846 M8330					SW846 M8330					SW846 M8330				
COLLECT DATE	Detection	Frequency	5/15/2022					5/23/2021					6/14/2020					6/8/2019					3/21/2018					3/28/2017					8/10/2016				
			Result	Qual	DL	LOD	LOQ	Result	Qual	DL	LOD	LOQ	Result	Qual	DL	LOD	LOQ	Result	Qual	DL	LOD	LOQ	Result	Qual	DL	LOD	LOQ	Result	Qual	DL	LOD	LOQ	Result	DL	LOD	LOQ	Qual
EXPLOSIVES (µg/L)																																				
1,3,5-Trinitrobenzene	2.7 J	4 / 9	<	U	0.09	0.21	0.22	<	UJ	0.083	0.2	0.21	<	U	0.089	0.21	0.22	<	U	0.21	0.42	1	0.29	J	0.033	0.11	0.16	0.78	J	0.032	0.1	0.16	<	0.26	0.52	1.3	U
1,3-Dinitrobenzene	-	0 / 9	<	U	0.039	0.11	0.12	<	UJ	0.037	0.099	0.11	<	U	0.039	0.11	0.12	<	U	0.092	0.21	0.42	<	U	0.053	0.11	0.16	<	U	0.052	0.1	0.16	<	0.11	0.26	0.52	U
2,4,6-Trinitrotoluene	1.7	5 / 9	<	U	0.048	0.11	0.12	<	UJ	0.045	0.099	0.11	<	U	0.047	0.11	0.12	<	U	0.17	0.42	0.42	0.072	J	0.053	0.11	0.16	0.19		0.052	0.1	0.16	0.14	0.093	0.26	0.52	J
2,4-Dinitrotoluene	-	0 / 9	<	U	0.029	0.085	0.11	<	UJ	0.027	0.079	0.099	<	U	0.029	0.084	0.11	<	U	0.087	0.21	0.42	<	U	0.053	0.11	0.14	<	U	0.052	0.1	0.13	<	0.11	0.26	0.52	U
2,6-Dinitrotoluene	0.086 J	1 / 9	<	U	0.043	0.085	0.11	<	UJ	0.04	0.079	0.099	<	U	0.042	0.084	0.11	<	U	0.067	0.21	0.21	<	U	0.053	0.11	0.14	0.086	J	0.052	0.1	0.13	<	0.083	0.26	0.26	U
2-Amino-4,6-dinitrotoluene	0.63 J	6 / 9	<	U	0.054	0.11	0.12	0.14	J	0.05	0.099	0.11	<	U	0.053	0.11	0.12	0.14	J	0.053	0.12	0.21	0.26		0.032	0.11	0.16	<	U	0.031	0.1	0.16	0.16	0.065	0.15	0.26	J
2-Nitrotoluene	-	0 / 9	<	U	0.091	0.21	0.22	<	UJ	0.085	0.2	0.21	<	U	0.09	0.21	0.22	<	UJ	0.089	0.21	0.42	<	U	0.093	0.21	0.53	<	U	0.091	0.21	0.52	<	0.11	0.26	0.52	U
3-Nitrotoluene	-	0 / 9	<	U	0.21	0.43	0.43	<	UJ	0.19	0.4	0.4	<	U	0.21	0.42	0.42	<	UJ	0.2	0.42	0.42	<	U	0.06	0.21	0.53	<	U	0.059	0.21	0.52	<	0.11	0.26	0.52	U
4-Amino-2,6-dinitrotoluene	1.1 J	7 / 9	<	U	0.061	0.13	0.16	0.29	J	0.057	0.12	0.15	<	U	0.061	0.13	0.16	0.13	J	0.06	0.12	0.21	0.36		0.053	0.11	0.16	0.26		0.052	0.1	0.16	0.13	0.074	0.15	0.26	J
4-Nitrotoluene	-	0 / 9	<	U	0.11	0.43	0.44	<	UJ	0.099	0.4	0.41	<	U	0.11	0.42	0.43	<	UJ	0.21	0.42	1	<	U	0.093	0.21	0.53	<	U	0.091	0.21	0.52	<	0.26	0.52	1.3	U
HMX	2.1 J	5 / 9	2.1	J	0.093	0.21	0.22	2.1	J	0.087	0.2	0.21	<	U	0.092	0.21	0.22	0.9	J	0.091	0.21	0.42	0.77		0.03	0.11	0.16	1.2		0.037	0.1	0.16	<	0.11	0.26	0.52	U
MNX	0.029 J	1 / 9	<	U	0.16	0.43	2.1	<	UJ	0.15	2	0.21	<	U	0.16	0.42	2.1	<	U	0.16	0.42	2.1	<	U	0.038	0.11	0.53	0.029	J	0.029	0.1	0.52	<	0.46	0.46	2.6	U
Nitrobenzene	-	0 / 9	<	U	0.097	0.21	0.22	<	UJ	0.09	0.2	0.21	<	U	0.096	0.21	0.22	<	U	0.095	0.21	0.42	<	U	0.053	0.11	0.16	<	U	0.052	0.1	0.16	<	0.12	0.26	0.52	U
RDX	1.3 J	7 / 9	1.3	J	0.055	0.21	0.22	1.1	J	0.051	0.2	0.21	<	U	0.054	0.21	0.22	0.24	J	0.16	0.42	0.42	0.6		0.038	0.11	0.16	1.2		0.037	0.1	0.16	0.25	0.067	0.15	0.26	J
Tetryl	-	0 / 9	<	U	0.034	0.11	0.12	<	UJ	0.032	0.099	0.11	<	U	0.034	0.11	0.12	<	U	0.082	0.21	0.25	<	U	0.053	0.11	0.16	<	U	0.052	0.1	0.16	<	0.1	0.26	0.31	U

Notes:
< = less than reporting limit
µg/L = micrograms per liter
HMX = octahydro-1,3,5,7-tetranitro-1,3,5,7-tetrazocine
ID = identification number
J = estimated
LOQ = limit of quantifications
MNX = mono-nitroso-RDX
NA = not analyzed
NRL = no reporting limit
Qual = qualifier
RDX = hexahydro-1,3,5-trinitro-1,3,5-triazine
RL = reporting limit
U = nondetect

TABLE E.1.1-75
CORNHUSKER ARMY AMMUNITION PLANT
WELL G0112-EXPLOSIVES

FIELD ID			G0112					G0112		
METHOD	Maximum	Detection	SW846 M8330					SW846 M8330		
COLLECT DATE	Detection	Frequency	8/12/2015					8/15/2014		
			Result	DL	LOD	LOQ	Qual	Result	LOQ	Qual
EXPLOSIVES (µg/L)										
1,3,5-Trinitrobenzene	2.7 J	4 / 9	2.6	0.22	0.43	1.1		2.7	1	J
1,3-Dinitrobenzene	-	0 / 9	<	0.096	0.21	0.43	U	<	0.4	U
2,4,6-Trinitrotoluene	1.7	5 / 9	1.1	0.079	0.21	0.43		1.7	0.4	
2,4-Dinitrotoluene	-	0 / 9	<	0.091	0.21	0.43	U	<	0.4	U
2,6-Dinitrotoluene	0.086 J	1 / 9	<	0.070	0.21	0.22	U	<	0.2	U
2-Amino-4,6-dinitrotoluene	0.63 J	6 / 9	0.44	0.055	0.13	0.22		0.63	0.2	J
2-Nitrotoluene	-	0 / 9	<	0.093	0.21	0.43	U	<	0.4	UJ
3-Nitrotoluene	-	0 / 9	<	0.091	0.21	0.43	U	<	0.4	UJ
4-Amino-2,6-dinitrotoluene	1.1 J	7 / 9	0.52	0.063	0.13	0.22		1.1	0.2	J
4-Nitrotoluene	-	0 / 9	<	0.22	0.43	1.1	U	<	1	UJ
HMX	2.1 J	5 / 9	<	0.095	0.21	0.43	U	<	0.4	U
MNX	0.029 J	1 / 9	<	0.39	0.39	2.2	U	<	2	U
Nitrobenzene	-	0 / 9	<	0.099	0.21	0.43	U	<	0.4	UJ
RDX	1.3 J	7 / 9	0.18	0.057	0.13	0.22	J	<	0.2	U
Tetryl	-	0 / 9	<	0.086	0.21	0.26	U	<	0.24	UJ

Notes:
< = less than reporting limit
µg/L = micrograms per liter
HMX = octahydro-1,3,5,7-tetranitro-1,3,5,7-tetrazocine
ID = identification number
J = estimated
LOQ = limit of quantifications
MNX = mono-nitroso-RDX
NA = not analyzed
NRL = no reporting limit
Qual = qualifier
RDX = hexahydro-1,3,5-trinitro-1,3,5-triazine
RL = reporting limit
U = nondetect

TABLE E.1.1-76
CORNHUSKER ARMY AMMUNITION PLANT
WELL G0113-EXPLOSIVES

FIELD ID			G0113					G0113					G0113					G0113					G0113					G0113					G0113				
METHOD	Maximum	Detection	SW846 M8330					SW846 M8330					SW846 M8330					SW846 M8330					SW846 M8330					SW846 M8330					SW846 M8330				
COLLECT DATE	Detection	Frequency	5/14/2022					5/23/2021					6/14/2020					6/8/2019					3/21/2018					3/28/2017					8/10/2016				
			Result	Qual	DL	LOD	LOQ	Result	Qual	DL	LOD	LOQ	Result	Qual	DL	LOD	LOQ	Result	Qual	DL	LOD	LOQ	Result	Qual	DL	LOD	LOQ	Result	Qual	DL	LOD	LOQ	Result	DL	LOD	LOQ	Qual
EXPLOSIVES (µg/L)																																				
1,3,5-Trinitrobenzene	0.13 J	1 / 9	<	U	0.088	0.21	0.22	<	U	0.08	0.19	0.2	<	U	0.088	0.21	0.22	<	U	0.2	0.39	0.99	0.13	J	0.032	0.1	0.16	<	U	0.032	0.1	0.15	<	0.22	0.45	1.1	U
1,3-Dinitrobenzene	1.3 J	2 / 9	<	U	0.039	0.1	0.12	<	U	0.035	0.096	0.11	0.045	J	0.039	0.1	0.11	<	U	0.087	0.2	0.39	<	U	0.052	0.1	0.16	<	U	0.051	0.1	0.15	<	0.099	0.22	0.45	U
2,4,6-Trinitrotoluene	3 J	2 / 9	<	U	0.047	0.1	0.12	<	U	0.043	0.096	0.11	<	U	0.047	0.1	0.11	<	U	0.16	0.39	0.39	<	U	0.052	0.1	0.16	0.09	J	0.051	0.1	0.15	<	0.081	0.22	0.45	U
2,4-Dinitrotoluene	-	0 / 9	<	U	0.029	0.084	0.1	<	U	0.026	0.077	0.096	<	U	0.029	0.084	0.1	<	U	0.083	0.2	0.39	<	U	0.052	0.1	0.14	<	U	0.051	0.1	0.13	<	0.094	0.22	0.45	U
2,6-Dinitrotoluene	-	0 / 9	<	U	0.042	0.084	0.1	<	U	0.038	0.077	0.096	<	U	0.042	0.084	0.1	<	U	0.064	0.2	0.2	<	U	0.052	0.1	0.14	<	U	0.051	0.1	0.13	<	0.072	0.22	0.22	U
2-Amino-4,6-dinitrotoluene	-	0 / 9	<	U	0.053	0.1	0.12	<	U	0.048	0.096	0.11	<	U	0.053	0.1	0.11	<	U	0.05	0.12	0.2	<	U	0.031	0.1	0.16	<	U	0.031	0.1	0.15	<	0.057	0.13	0.22	U
2-Nitrotoluene	2.2 J	2 / 9	<	U	0.09	0.21	0.22	<	UJ	0.082	0.19	0.2	<	U	0.089	0.21	0.22	<	UJ	0.084	0.2	0.39	<	U	0.091	0.21	0.52	<	U	0.091	0.21	0.51	<	0.096	0.22	0.45	U
3-Nitrotoluene	-	0 / 9	<	U	0.2	0.42	0.42	<	UJ	0.19	0.38	0.38	<	U	0.2	0.42	0.42	<	UJ	0.19	0.39	0.39	<	U	0.059	0.21	0.52	<	U	0.059	0.21	0.51	<	0.093	0.22	0.45	U
4-Amino-2,6-dinitrotoluene	0.094 J	1 / 9	<	U	0.06	0.13	0.16	<	U	0.055	0.11	0.14	<	U	0.06	0.13	0.16	<	U	0.057	0.12	0.2	0.094	J	0.052	0.1	0.16	<	U	0.051	0.1	0.15	<	0.064	0.13	0.22	U
4-Nitrotoluene	-	0 / 9	<	U	0.1	0.42	0.43	<	UJ	0.096	0.38	0.39	<	U	0.1	0.42	0.43	<	UJ	0.2	0.39	0.99	<	U	0.091	0.21	0.52	<	U	0.091	0.21	0.51	<	0.22	0.45	1.1	U
HMX	3	5 / 9	3		0.092	0.21	0.22	0.77		0.084	0.19	0.2	<	U	0.092	0.21	0.22	<	U	0.086	0.2	0.39	0.77		0.029	0.1	0.16	2.1	J	0.037	0.1	0.15	0.47	0.098	0.22	0.45	J
MNX	1.2 J	1 / 9	<	U	0.16	0.42	2.1	<	U	0.15	0.38	1.9	<	U	0.16	0.42	2.1	<	U	0.15	0.39	2	<	U	0.037	0.1	0.52	1.2	J	0.029	0.1	0.51	<	4	4	22	U
Nitrobenzene	0.067 J	1 / 9	<	U	0.095	0.21	0.22	<	U	0.087	0.19	0.2	<	U	0.095	0.21	0.22	<	U	0.09	0.2	0.39	<	U	0.052	0.1	0.16	0.067	J	0.051	0.1	0.15	<	0.1	0.22	0.45	U
RDX	1.4 J	1 / 9	<	U	0.054	0.21	0.22	<	U	0.049	0.19	0.2	<	U	0.054	0.21	0.22	<	U	0.16	0.39	0.39	<	U	0.037	0.1	0.16	1.4	J	0.037	0.1	0.15	<	0.058	0.13	0.22	U
Tetryl	0.55	2 / 9	<	U	0.033	0.1	0.12	<	U	0.03	0.096	0.11	<	U	0.033	0.1	0.11	0.55		0.078	0.2	0.24	<	U	0.052	0.1	0.16	0.48	J	0.051	0.1	0.15	<	0.089	0.22	0.27	U

Notes:
< = less than reporting limit
µg/L = micrograms per liter
HMX = octahydro-1,3,5,7-tetranitro-1,3,5,7-tetrazocine
ID = identification number
J = estimated
LOQ = limit of quantifications
MNX = mono-nitroso-RDX
NA = not analyzed
NRL = no reporting limit
Qual = qualifier
RDX = hexahydro-1,3,5-trinitro-1,3,5-triazine
RL = reporting limit
U = nondetect

TABLE E.1.1-76
CORNHUSKER ARMY AMMUNITION PLANT
WELL G0113-EXPLOSIVES

FIELD ID			G0113					G0113		
METHOD	Maximum	Detection	SW846 M8330					SW846 M8330		
COLLECT DATE	Detection	Frequency	8/14/2015					8/15/2014		
			Result	DL	LOD	LOQ	Qual	Result	LOQ	Qual
EXPLOSIVES (µg/L)										
1,3,5-Trinitrobenzene	0.13 J	1 / 9	<	0.23	0.45	1.1	U	<	1.1	U
1,3-Dinitrobenzene	1.3 J	2 / 9	<	0.10	0.23	0.45	U	1.3	0.43	J
2,4,6-Trinitrotoluene	3 J	2 / 9	<	0.081	0.23	0.45	U	3	0.43	J
2,4-Dinitrotoluene	-	0 / 9	<	0.094	0.23	0.45	U	<	0.43	U
2,6-Dinitrotoluene	-	0 / 9	<	0.073	0.23	0.23	U	<	0.21	U
2-Amino-4,6-dinitrotoluene	-	0 / 9	<	0.057	0.14	0.23	U	<	0.21	U
2-Nitrotoluene	2.2 J	2 / 9	0.19	0.096	0.23	0.45	J	2.2	0.43	J
3-Nitrotoluene	-	0 / 9	<	0.094	0.23	0.45	U	<	0.43	U
4-Amino-2,6-dinitrotoluene	0.094 J	1 / 9	<	0.065	0.14	0.23	U	<	0.21	U
4-Nitrotoluene	-	0 / 9	<	0.23	0.45	1.1	U	<	1.1	U
HMX	3	5 / 9	<	0.099	0.23	0.45	U	<	0.43	U
MNX	1.2 J	1 / 9	<	0.40	0.40	2.3	U	<	2.1	U
Nitrobenzene	0.067 J	1 / 9	<	0.10	0.23	0.45	U	<	0.43	U
RDX	1.4 J	1 / 9	<	0.059	0.14	0.23	U	<	0.21	U
Tetryl	0.55	2 / 9	<	0.089	0.23	0.27	U	<	0.26	U

Notes:
< = less than reporting limit
µg/L = micrograms per liter
HMX = octahydro-1,3,5,7-tetranitro-1,3,5,7-tetrazocine
ID = identification number
J = estimated
LOQ = limit of quantifications
MNX = mono-nitroso-RDX
NA = not analyzed
NRL = no reporting limit
Qual = qualifier
RDX = hexahydro-1,3,5-trinitro-1,3,5-triazine
RL = reporting limit
U = nondetect

TABLE E.1.1-77
CORNHUSKER ARMY AMMUNITION PLANT
WELL G0114-EXPLOSIVES

FIELD ID			G0114					G0114					G0114					G0114					G0114					G0114					G0114				
METHOD	Maximum	Detection	SW846 M8330					SW846 M8330					SW846 M8330					SW846 M8330					SW846 M8330					SW846 M8330					SW846 M8330				
COLLECT DATE	Detection	Frequency	5/14/2022					5/22/2021					6/14/2020					6/8/2019					3/23/2018					3/30/2017					8/15/2016				
			Result	Qual	DL	LOD	LOQ	Result	Qual	DL	LOD	LOQ	Result	Qual	DL	LOD	LOQ	Result	Qual	DL	LOD	LOQ	Result	Qual	DL	LOD	LOQ	Result	Qual	DL	LOD	LOQ	Result	DL	LOD	LOQ	Qual
EXPLOSIVES (µg/L)																																				
1,3,5-Trinitrobenzene	-	0 / 9	<	U	0.089	0.21	0.22	<	U	0.081	0.19	0.2	<	U	0.09	0.21	0.22	<	U	0.2	0.4	1	<	U	0.031	0.1	0.15	<	U	0.032	0.1	0.16	<	0.26	0.52	1.3	U
1,3-Dinitrobenzene	-	0 / 9	<	U	0.039	0.11	0.12	<	U	0.035	0.096	0.11	<	U	0.039	0.11	0.12	<	U	0.089	0.2	0.4	<	U	0.05	0.1	0.15	<	U	0.052	0.1	0.16	<	0.12	0.26	0.52	U
2,4,6-Trinitrotoluene	0.11 J	1 / 9	<	U	0.048	0.11	0.12	<	U	0.043	0.096	0.11	<	U	0.048	0.11	0.12	<	U	0.16	0.4	0.4	<	U	0.05	0.1	0.15	0.11	J	0.052	0.1	0.16	<	0.095	0.26	0.52	U
2,4-Dinitrotoluene	-	0 / 9	<	U	0.029	0.085	0.11	<	U	0.026	0.077	0.096	<	U	0.029	0.085	0.11	<	U	0.084	0.2	0.4	<	U	0.05	0.1	0.13	<	U	0.052	0.1	0.14	<	0.11	0.26	0.52	U
2,6-Dinitrotoluene	-	0 / 9	<	U	0.043	0.085	0.11	<	U	0.038	0.077	0.096	<	U	0.043	0.085	0.11	<	U	0.065	0.2	0.2	<	U	0.05	0.1	0.13	<	U	0.052	0.1	0.14	<	0.084	0.26	0.26	U
2-Amino-4,6-dinitrotoluene	-	0 / 9	<	U	0.054	0.11	0.12	<	U	0.049	0.096	0.11	<	U	0.054	0.11	0.12	<	U	0.051	0.12	0.2	<	U	0.03	0.1	0.15	<	U	0.031	0.1	0.16	<	0.066	0.16	0.26	U
2-Nitrotoluene	-	0 / 9	<	U	0.091	0.21	0.22	<	UJ	0.082	0.19	0.2	<	U	0.091	0.21	0.22	<	UJ	0.086	0.2	0.4	<	U	0.089	0.2	0.5	<	U	0.092	0.21	0.52	<	0.11	0.26	0.52	U
3-Nitrotoluene	-	0 / 9	<	U	0.21	0.42	0.42	<	UJ	0.19	0.38	0.38	<	U	0.21	0.43	0.43	<	UJ	0.2	0.4	0.4	<	U	0.058	0.2	0.5	<	U	0.059	0.21	0.52	<	0.11	0.26	0.52	U
4-Amino-2,6-dinitrotoluene	0.58	2 / 9	<	U	0.061	0.13	0.16	<	U	0.055	0.11	0.14	<	U	0.061	0.13	0.16	<	U	0.058	0.12	0.2	<	U	0.05	0.1	0.15	0.58		0.052	0.1	0.16	<	0.076	0.16	0.26	U
4-Nitrotoluene	-	0 / 9	<	U	0.11	0.42	0.44	<	UJ	0.096	0.38	0.39	<	U	0.11	0.43	0.44	<	UJ	0.2	0.4	1	<	U	0.089	0.2	0.5	<	U	0.092	0.21	0.52	<	0.26	0.52	1.3	U
HMX	2.8	2 / 9	<	U	0.093	0.21	0.22	<	U	0.084	0.19	0.2	<	U	0.093	0.21	0.22	<	U	0.088	0.2	0.4	0.68		0.028	0.1	0.15	2.8		0.037	0.1	0.16	<	0.11	0.26	0.52	U
MNX	0.55 J	2 / 9	<	U	0.16	0.42	2.1	<	U	0.15	0.38	1.9	<	U	0.16	0.43	2.1	<	U	0.15	0.4	2	<	U	0.036	0.1	0.5	0.095	J	0.029	0.1	0.52	<	0.47	0.47	2.6	U
Nitrobenzene	-	0 / 9	<	U	0.097	0.21	0.22	<	U	0.087	0.19	0.2	<	U	0.097	0.21	0.22	<	U	0.091	0.2	0.4	<	U	0.05	0.1	0.15	<	U	0.052	0.1	0.16	<	0.12	0.26	0.52	U
RDX	9.5 J	6 / 9	<	U	0.055	0.21	0.22	<	U	0.049	0.19	0.2	<	U	0.055	0.21	0.22	0.59	J	0.16	0.4	0.4	0.3		0.036	0.1	0.15	5.8		0.037	0.1	0.16	3.2	0.069	0.16	0.26	J
Tetryl	-	0 / 9	<	U	0.034	0.11	0.12	<	U	0.03	0.096	0.11	<	U	0.034	0.11	0.12	<	U	0.08	0.2	0.24	<	U	0.05	0.1	0.15	<	U	0.052	0.1	0.16	<	0.10	0.26	0.31	U

Notes:
< = less than reporting limit
µg/L = micrograms per liter
HMX = octahydro-1,3,5,7-tetranitro-1,3,5,7-tetrazocine
ID = identification number
J = estimated
LOQ = limit of quantifications
MNX = mono-nitroso-RDX
NA = not analyzed
NRL = no reporting limit
Qual = qualifier
RDX = hexahydro-1,3,5-trinitro-1,3,5-triazine
RL = reporting limit
U = nondetect

TABLE E.1.1-77
CORNHUSKER ARMY AMMUNITION PLANT
WELL G0114-EXPLOSIVES

FIELD ID			G0114					G0114		
METHOD	Maximum	Detection	SW846 M8330					SW846 M8330		
COLLECT DATE	Detection	Frequency	8/17/2015					8/13/2014		
			Result	DL	LOD	LOQ	Qual	Result	LOQ	Qual
EXPLOSIVES (µg/L)										
1,3,5-Trinitrobenzene	-	0 / 9	<	0.21	0.42	1.1	UJ	<	1	U
1,3-Dinitrobenzene	-	0 / 9	<	0.093	0.21	0.42	U	<	0.4	U
2,4,6-Trinitrotoluene	0.11 J	1 / 9	<	0.076	0.21	0.42	UJ	<	0.4	U
2,4-Dinitrotoluene	-	0 / 9	<	0.088	0.21	0.42	UJ	<	0.4	U
2,6-Dinitrotoluene	-	0 / 9	<	0.068	0.21	0.21	UJ	<	0.2	U
2-Amino-4,6-dinitrotoluene	-	0 / 9	<	0.053	0.13	0.21	UJ	<	0.2	U
2-Nitrotoluene	-	0 / 9	<	0.090	0.21	0.42	UJ	<	0.4	U
3-Nitrotoluene	-	0 / 9	<	0.088	0.21	0.42	UJ	<	0.4	U
4-Amino-2,6-dinitrotoluene	0.58	2 / 9	0.19	0.061	0.13	0.21	J	<	0.2	U
4-Nitrotoluene	-	0 / 9	<	0.21	0.42	1.1	UJ	<	1	U
HMX	2.8	2 / 9	<	0.092	0.21	0.42	U	<	0.4	U
MNX	0.55 J	2 / 9	0.55	0.38	0.38	2.1	J	<	2	U
Nitrobenzene	-	0 / 9	<	0.096	0.21	0.42	UJ	<	0.4	U
RDX	9.5 J	6 / 9	9.5	0.055	0.13	0.21	J	2.1	0.2	
Tetryl	-	0 / 9	<	0.083	0.21	0.25	UJ	<	0.24	UJ

Notes:
< = less than reporting limit
µg/L = micrograms per liter
HMX = octahydro-1,3,5,7-tetranitro-1,3,5,7-tetrazocine
ID = identification number
J = estimated
LOQ = limit of quantifications
MNX = mono-nitroso-RDX
NA = not analyzed
NRL = no reporting limit
Qual = qualifier
RDX = hexahydro-1,3,5-trinitro-1,3,5-triazine
RL = reporting limit
U = nondetect

TABLE E.1.1-78
CORNHUSKER ARMY AMMUNITION PLANT
WELL G0115-EXPLOSIVES

FIELD ID			G0115					G0115					G0115					G0115					G0115					G0115					G0115				
METHOD	Maximum	Detection	SW846 M8330					SW846 M8330					SW846 M8330					SW846 M8330					SW846 M8330					SW846 M8330					SW846 M8330				
COLLECT DATE	Detection	Frequency	5/19/2022					5/24/2021					6/12/2020					6/7/2019					3/19/2018					3/27/2017					8/4/2016				
			Result	Qual	DL	LOD	LOQ	Result	Qual	DL	LOD	LOQ	Result	Qual	DL	LOD	LOQ	Result	Qual	DL	LOD	LOQ	Result	Qual	DL	LOD	LOQ	Result	Qual	DL	LOD	LOQ	Result	DL	LOD	LOQ	Qual
EXPLOSIVES (µg/L)																																				
1,3,5-Trinitrobenzene	0.34 J	1 / 9	<	U	0.08	0.19	0.2	<	UJ	0.092	0.22	0.23	<	U	0.09	0.21	0.22	<	U	0.21	0.41	1	<	U	0.031	0.1	0.15	0.34	J	0.033	0.11	0.16	<	0.23	0.46	1.2	U
1,3-Dinitrobenzene	-	0 / 9	<	U	0.035	0.096	0.11	<	UJ	0.041	0.11	0.12	<	U	0.04	0.11	0.12	<	U	0.091	0.21	0.41	<	U	0.05	0.1	0.15	<	U	0.053	0.11	0.16	<	0.1	0.23	0.46	U
2,4,6-Trinitrotoluene	0.58	2 / 9	<	U	0.043	0.096	0.11	<	UJ	0.049	0.11	0.12	<	U	0.048	0.11	0.12	<	U	0.16	0.41	0.41	<	U	0.05	0.1	0.15	<	U	0.053	0.11	0.16	<	0.084	0.23	0.46	U
2,4-Dinitrotoluene	-	0 / 9	<	U	0.026	0.077	0.096	<	UJ	0.03	0.088	0.11	<	U	0.029	0.086	0.11	<	U	0.086	0.21	0.41	<	U	0.05	0.1	0.13	<	U	0.053	0.11	0.14	<	0.097	0.23	0.46	U
2,6-Dinitrotoluene	9.1 J	1 / 9	<	U	0.038	0.077	0.096	<	UJ	0.044	0.088	0.11	<	U	0.043	0.086	0.11	<	U	0.066	0.21	0.21	<	U	0.05	0.1	0.13	9.1	J	0.053	0.11	0.14	<	0.075	0.23	0.23	U
2-Amino-4,6-dinitrotoluene	1.7 J	2 / 9	<	U	0.049	0.096	0.11	<	UJ	0.056	0.11	0.12	<	U	0.054	0.11	0.12	<	U	0.052	0.12	0.21	<	U	0.03	0.1	0.15	<	U	0.032	0.11	0.16	<	0.059	0.14	0.23	U
2-Nitrotoluene	-	0 / 9	<	U	0.082	0.19	0.2	<	UJ	0.094	0.22	0.23	<	U	0.092	0.21	0.22	<	UJ	0.088	0.21	0.41	<	U	0.088	0.2	0.5	<	U	0.092	0.21	0.53	<	0.099	0.23	0.46	U
3-Nitrotoluene	-	0 / 9	<	U	0.19	0.38	0.38	<	UJ	0.21	0.44	0.44	<	U	0.21	0.43	0.43	<	UJ	0.2	0.41	0.41	<	U	0.057	0.2	0.5	<	U	0.06	0.21	0.53	<	0.097	0.23	0.46	U
4-Amino-2,6-dinitrotoluene	6.3 J	1 / 9	<	U	0.055	0.11	0.14	<	UJ	0.063	0.13	0.16	<	U	0.062	0.13	0.16	<	UJ	0.059	0.12	0.21	<	U	0.05	0.1	0.15	<	U	0.053	0.11	0.16	<	0.067	0.14	0.23	U
4-Nitrotoluene	-	0 / 9	<	U	0.096	0.38	0.39	<	UJ	0.11	0.44	0.45	<	U	0.11	0.43	0.44	<	UJ	0.21	0.41	1	<	U	0.088	0.2	0.5	<	U	0.092	0.21	0.53	<	0.23	0.46	1.2	U
HMX	5 J	2 / 9	<	U	0.084	0.19	0.2	<	UJ	0.096	0.44	2.2	<	U	0.094	0.21	0.22	<	U	0.09	0.21	0.41	2.1	J	0.028	0.1	0.15	5	J	0.038	0.11	0.16	<	0.1	0.23	0.46	U
MNX	0.13 J	1 / 9	<	U	0.15	0.38	1.9	<	UJ	0.17	0.22	0.23	<	U	0.16	0.43	2.1	<	U	0.16	0.41	2.1	<	U	0.036	0.1	0.5	0.13	J	0.029	0.11	0.53	<	0.83	0.83	4.6	U
Nitrobenzene	0.26 J	1 / 9	<	U	0.087	0.19	0.2	<	UJ	0.1	0.22	0.23	<	U	0.097	0.21	0.22	<	U	0.094	0.21	0.41	<	U	0.05	0.1	0.15	<	U	0.053	0.11	0.16	0.26	0.11	0.23	0.46	J
RDX	0.94 J	1 / 9	<	U	0.049	0.19	0.2	<	UJ	0.057	0.22	0.23	<	U	0.055	0.21	0.22	<	U	0.16	0.41	0.41	<	U	0.036	0.1	0.15	0.94	J	0.038	0.11	0.16	<	0.061	0.14	0.23	U
Tetryl	-	0 / 9	<	U	0.03	0.096	0.11	<	UJ	0.035	0.11	0.12	<	U	0.034	0.11	0.12	<	U	0.082	0.21	0.25	<	U	0.05	0.1	0.15	<	U	0.053	0.11	0.16	<	0.092	0.23	0.28	U

Notes:
< = less than reporting limit
µg/L = micrograms per liter
HMX = octahydro-1,3,5,7-tetranitro-1,3,5,7-tetrazocine
ID = identification number
J = estimated
LOQ = limit of quantifications
MNX = mono-nitroso-RDX
NA = not analyzed
NRL = no reporting limit
Qual = qualifier
RDX = hexahydro-1,3,5-trinitro-1,3,5-triazine
RL = reporting limit
U = nondetect

TABLE E.1.1-78
CORNHUSKER ARMY AMMUNITION PLANT
WELL G0115-EXPLOSIVES

FIELD ID			G0115					G0115		
METHOD	Maximum	Detection	SW846 M8330					SW846 M8330		
COLLECT DATE	Detection	Frequency	8/6/2015					8/11/2014		
			Result	DL	LOD	LOQ	Qual	Result	LOQ	Qual
EXPLOSIVES (µg/L)										
1,3,5-Trinitrobenzene	0.34 J	1 / 9	<	0.24	0.48	1.2	U	<	1	U
1,3-Dinitrobenzene	-	0 / 9	<	0.11	0.24	0.48	U	<	0.41	U
2,4,6-Trinitrotoluene	0.58	2 / 9	0.58	0.086	0.24	0.48		0.39	0.41	J
2,4-Dinitrotoluene	-	0 / 9	<	0.10	0.24	0.48	UJ	<	0.41	U
2,6-Dinitrotoluene	9.1 J	1 / 9	<	0.077	0.24	0.24	UJ	<	0.21	U
2-Amino-4,6-dinitrotoluene	1.7 J	2 / 9	0.81	0.060	0.14	0.24	J	1.7	0.21	J
2-Nitrotoluene	-	0 / 9	<	0.10	0.24	0.48	UJ	<	0.41	U
3-Nitrotoluene	-	0 / 9	<	0.099	0.24	0.48	UJ	<	0.41	U
4-Amino-2,6-dinitrotoluene	6.3 J	1 / 9	<	0.069	0.14	0.24	U	6.3	0.21	J
4-Nitrotoluene	-	0 / 9	<	0.24	0.48	1.2	UJ	<	1	U
HMX	5 J	2 / 9	<	0.10	0.24	0.48	U	<	0.41	U
MNX	0.13 J	1 / 9	<	0.43	0.43	2.3	U	<	2.1	U
Nitrobenzene	0.26 J	1 / 9	<	0.11	0.24	0.48	U	<	0.41	U
RDX	0.94 J	1 / 9	<	0.062	0.14	0.24	U	<	0.21	U
Tetryl	-	0 / 9	<	0.094	0.24	0.29	U	<	0.25	UJ

Notes:
< = less than reporting limit
µg/L = micrograms per liter
HMX = octahydro-1,3,5,7-tetranitro-1,3,5,7-tetrazocine
ID = identification number
J = estimated
LOQ = limit of quantifications
MNX = mono-nitroso-RDX
NA = not analyzed
NRL = no reporting limit
Qual = qualifier
RDX = hexahydro-1,3,5-trinitro-1,3,5-triazine
RL = reporting limit
U = nondetect

TABLE E.1.1-79
CORNHUSKER ARMY AMMUNITION PLANT
WELL G0116-EXPLOSIVES

FIELD ID			G0116					G0116					G0116					G0116					G0116					G0116					G0116				
METHOD	Maximum	Detection	SW846 M8330					SW846 M8330					SW846 M8330					SW846 M8330					SW846 M8330					SW846 M8330					SW846 M8330				
COLLECT DATE	Detection	Frequency	5/13/2022					5/22/2021					6/12/2020					6/6/2019					3/15/2018					3/25/2017					8/5/2016				
			Result	Qual	DL	LOD	LOQ	Result	Qual	DL	LOD	LOQ	Result	Qual	DL	LOD	LOQ	Result	Qual	DL	LOD	LOQ	Result	Qual	DL	LOD	LOQ	Result	Qual	DL	LOD	LOQ	Result	DL	LOD	LOQ	Qual
EXPLOSIVES (µg/L)																																				
1,3,5-Trinitrobenzene	-	0 / 9	<	U	0.088	0.21	0.22	<	UJ	0.082	0.19	0.2	<	U	0.089	0.21	0.22	<	U	0.2	0.41	1	<	U	0.032	0.1	0.15	<	U	0.034	0.11	0.17	<	0.22	0.44	1.1	U
1,3-Dinitrobenzene	-	0 / 9	<	U	0.039	0.1	0.12	<	UJ	0.036	0.097	0.11	<	U	0.039	0.11	0.12	<	U	0.091	0.2	0.41	<	U	0.051	0.1	0.15	<	U	0.055	0.11	0.17	<	0.097	0.22	0.44	U
2,4,6-Trinitrotoluene	0.23 J	1 / 9	<	U	0.047	0.1	0.12	<	UJ	0.044	0.097	0.11	<	U	0.048	0.11	0.12	<	U	0.16	0.41	0.41	<	U	0.051	0.1	0.15	0.23	J	0.055	0.11	0.17	<	0.079	0.22	0.44	U
2,4-Dinitrotoluene	3.3	1 / 9	<	U	0.029	0.084	0.1	<	UJ	0.027	0.078	0.097	<	U	0.029	0.085	0.11	<	U	0.086	0.2	0.41	3.3		0.051	0.1	0.13	<	U	0.055	0.11	0.14	<	0.092	0.22	0.44	U
2,6-Dinitrotoluene	-	0 / 9	<	U	0.042	0.084	0.1	<	UJ	0.039	0.078	0.097	<	U	0.043	0.085	0.11	<	U	0.066	0.2	0.2	<	U	0.051	0.1	0.13	<	U	0.055	0.11	0.14	<	0.071	0.22	0.22	U
2-Amino-4,6-dinitrotoluene	6.7 J	1 / 9	<	U	0.053	0.1	0.12	<	UJ	0.049	0.097	0.11	6.7	J	0.054	0.11	0.12	<	U	0.052	0.12	0.2	<	U	0.031	0.1	0.15	<	U	0.033	0.11	0.17	<	0.055	0.13	0.22	U
2-Nitrotoluene	-	0 / 9	<	U	0.09	0.21	0.22	<	UJ	0.083	0.19	0.2	<	U	0.091	0.21	0.22	<	UJ	0.087	0.2	0.41	<	U	0.09	0.2	0.51	<	U	0.097	0.22	0.55	<	0.093	0.22	0.44	U
3-Nitrotoluene	-	0 / 9	<	U	0.2	0.42	0.42	<	UJ	0.19	0.39	0.39	<	U	0.21	0.43	0.43	<	UJ	0.2	0.41	0.41	<	U	0.058	0.2	0.51	<	U	0.063	0.22	0.55	<	0.091	0.22	0.44	U
4-Amino-2,6-dinitrotoluene	-	0 / 9	<	U	0.061	0.13	0.16	<	UJ	0.056	0.12	0.15	<	U	0.061	0.13	0.16	<	UJ	0.059	0.12	0.2	<	U	0.051	0.1	0.15	<	U	0.055	0.11	0.17	<	0.063	0.13	0.22	U
4-Nitrotoluene	-	0 / 9	<	U	0.1	0.42	0.43	<	UJ	0.097	0.39	0.4	<	U	0.11	0.43	0.44	<	UJ	0.2	0.41	1	<	U	0.09	0.2	0.51	<	U	0.097	0.22	0.55	<	0.22	0.44	1.1	U
HMX	9.1 J	1 / 9	<	U	0.092	0.21	0.22	<	UJ	0.085	0.19	0.2	<	U	0.093	0.21	0.22	<	U	0.09	0.2	0.41	9.1	J	0.029	0.1	0.15	<	U	0.04	0.11	0.17	<	0.096	0.22	0.44	U
MNX	4.7 J	1 / 9	<	U	0.16	0.42	2.1	<	UJ	0.15	0.39	1.9	<	U	0.16	0.43	2.1	<	U	0.16	0.41	2	<	U	0.037	0.1	0.51	<	U	0.031	0.11	0.55	<	0.39	0.39	2.2	U
Nitrobenzene	-	0 / 9	<	U	0.095	0.21	0.22	<	UJ	0.088	0.19	0.2	<	U	0.097	0.21	0.22	<	U	0.093	0.2	0.41	<	U	0.051	0.1	0.15	<	U	0.055	0.11	0.17	<	0.099	0.22	0.44	U
RDX	0.47 J	1 / 9	<	U	0.054	0.21	0.22	<	UJ	0.05	0.19	0.2	<	U	0.055	0.21	0.22	<	U	0.16	0.41	0.41	<	U	0.037	0.1	0.15	0.47	J	0.04	0.11	0.17	<	0.057	0.13	0.22	U
Tetryl	0.58 J	1 / 9	<	U	0.033	0.1	0.12	<	UJ	0.031	0.097	0.11	<	U	0.034	0.11	0.12	<	U	0.081	0.2	0.25	<	U	0.051	0.1	0.15	0.58	J	0.055	0.11	0.17	<	0.087	0.22	0.26	U

Notes:
< = less than reporting limit
µg/L = micrograms per liter
HMX = octahydro-1,3,5,7-tetranitro-1,3,5,7-tetrazocine
ID = identification number
J = estimated
LOQ = limit of quantifications
MNX = mono-nitroso-RDX
NA = not analyzed
NRL = no reporting limit
Qual = qualifier
RDX = hexahydro-1,3,5-trinitro-1,3,5-triazine
RL = reporting limit
U = nondetect

TABLE E.1.1-79
CORNHUSKER ARMY AMMUNITION PLANT
WELL G0116-EXPLOSIVES

FIELD ID			G0116					G0116		
METHOD	Maximum	Detection	SW846 M8330					SW846 M8330		
COLLECT DATE	Detection	Frequency	8/11/2015					8/13/2014		
			Result	DL	LOD	LOQ	Qual	Result	LOQ	Qual
EXPLOSIVES (µg/L)										
1,3,5-Trinitrobenzene	-	0 / 9	<	0.20	0.41	1.0	UJ	<	1	U
1,3-Dinitrobenzene	-	0 / 9	<	0.091	0.20	0.41	UJ	<	0.41	U
2,4,6-Trinitrotoluene	0.23 J	1 / 9	<	0.074	0.20	0.41	UJ	<	0.41	U
2,4-Dinitrotoluene	3.3	1 / 9	<	0.086	0.20	0.41	UJ	<	0.41	U
2,6-Dinitrotoluene	-	0 / 9	<	0.066	0.20	0.20	UJ	<	0.21	U
2-Amino-4,6-dinitrotoluene	6.7 J	1 / 9	<	0.052	0.12	0.20	UJ	<	0.21	U
2-Nitrotoluene	-	0 / 9	<	0.087	0.20	0.41	UJ	<	0.41	U
3-Nitrotoluene	-	0 / 9	<	0.085	0.20	0.41	UJ	<	0.41	U
4-Amino-2,6-dinitrotoluene	-	0 / 9	<	0.059	0.12	0.20	UJ	<	0.21	U
4-Nitrotoluene	-	0 / 9	<	0.20	0.41	1.0	UJ	<	1	U
HMX	9.1 J	1 / 9	<	0.089	0.20	0.41	U	<	0.41	U
MNX	4.7 J	1 / 9	4.7	0.37	0.4	2.0	J	<	2.1	U
Nitrobenzene	-	0 / 9	<	0.093	0.20	0.41	UJ	<	0.41	U
RDX	0.47 J	1 / 9	<	0.053	0.12	0.20	U	<	0.21	U
Tetryl	0.58 J	1 / 9	<	0.081	0.20	0.24	UJ	<	0.25	U

Notes:
< = less than reporting limit
µg/L = micrograms per liter
HMX = octahydro-1,3,5,7-tetranitro-1,3,5,7-tetrazocine
ID = identification number
J = estimated
LOQ = limit of quantifications
MNX = mono-nitroso-RDX
NA = not analyzed
NRL = no reporting limit
Qual = qualifier
RDX = hexahydro-1,3,5-trinitro-1,3,5-triazine
RL = reporting limit
U = nondetect

TABLE E.1.1-80
CORNHUSKER ARMY AMMUNITION PLANT
WELL G0117-EXPLOSIVES

FIELD ID			G0117					G0117					G0117					G0117					G0117					G0117					G0117				
METHOD	Maximum	Detection	SW846 M8330					SW846 M8330					SW846 M8330					SW846 M8330					SW846 M8330					SW846 M8330					SW846 M8330				
COLLECT DATE	Detection	Frequency	5/13/2022					5/22/2021					6/12/2020					6/6/2019					3/14/2018					3/25/2017					8/10/2016				
			Result	Qual	DL	LOD	LOQ	Result	Qual	DL	LOD	LOQ	Result	Qual	DL	LOD	LOQ	Result	Qual	DL	LOD	LOQ	Result	Qual	DL	LOD	LOQ	Result	Qual	DL	LOD	LOQ	Result	DL	LOD	LOQ	Qual
EXPLOSIVES (µg/L)																																					
1,3,5-Trinitrobenzene	-	0 / 9	<	U	0.085	0.2	0.21	<	U	0.082	0.19	0.2	<	U	0.089	0.21	0.22	<	U	0.21	0.41	1	<	U	0.032	0.1	0.16	<	U	0.032	0.1	0.15	<	0.23	0.46	1.2	U
1,3-Dinitrobenzene	-	0 / 9	<	U	0.037	0.1	0.11	<	U	0.036	0.097	0.11	<	U	0.039	0.11	0.12	<	U	0.091	0.21	0.41	<	U	0.052	0.1	0.16	<	U	0.051	0.1	0.15	<	0.1	0.23	0.46	U
2,4,6-Trinitrotoluene	3.6 J	1 / 9	<	U	0.045	0.1	0.11	<	U	0.044	0.097	0.11	<	U	0.048	0.11	0.12	<	U	0.16	0.41	0.41	<	U	0.052	0.1	0.16	<	U	0.051	0.1	0.15	<	0.084	0.23	0.46	U
2,4-Dinitrotoluene	-	0 / 9	<	U	0.028	0.08	0.1	<	U	0.027	0.078	0.097	<	U	0.029	0.085	0.11	<	U	0.086	0.21	0.41	<	U	0.052	0.1	0.14	<	U	0.051	0.1	0.13	<	0.097	0.23	0.46	U
2,6-Dinitrotoluene	-	0 / 9	<	U	0.04	0.08	0.1	<	U	0.039	0.078	0.097	<	U	0.042	0.085	0.11	<	U	0.066	0.21	0.21	<	U	0.052	0.1	0.14	<	U	0.051	0.1	0.13	<	0.075	0.23	0.23	U
2-Amino-4,6-dinitrotoluene	6.5 J	1 / 9	<	U	0.051	0.1	0.11	<	U	0.049	0.097	0.11	<	U	0.054	0.11	0.12	<	U	0.052	0.12	0.21	<	U	0.031	0.1	0.16	<	U	0.031	0.1	0.15	<	0.059	0.14	0.23	U
2-Nitrotoluene	-	0 / 9	<	U	0.086	0.2	0.21	<	UJ	0.083	0.19	0.2	<	U	0.091	0.21	0.22	<	UJ	0.088	0.21	0.41	<	U	0.092	0.21	0.52	<	U	0.091	0.21	0.51	<	0.099	0.23	0.46	U
3-Nitrotoluene	-	0 / 9	<	U	0.2	0.4	0.4	<	UJ	0.19	0.39	0.39	<	U	0.21	0.42	0.42	<	UJ	0.2	0.41	0.41	<	U	0.06	0.21	0.52	<	U	0.059	0.21	0.51	<	0.097	0.23	0.46	U
4-Amino-2,6-dinitrotoluene	9.5 J	1 / 9	<	U	0.058	0.12	0.15	<	U	0.056	0.12	0.15	<	U	0.061	0.13	0.16	<	UJ	0.059	0.12	0.21	<	U	0.052	0.1	0.16	<	U	0.051	0.1	0.15	<	0.067	0.14	0.23	U
4-Nitrotoluene	-	0 / 9	<	U	0.1	0.4	0.41	<	UJ	0.097	0.39	0.4	<	U	0.11	0.42	0.43	<	UJ	0.21	0.41	1	<	U	0.092	0.21	0.52	<	U	0.091	0.21	0.51	<	0.23	0.46	1.2	U
HMX	-	0 / 9	<	U	0.088	0.2	0.21	<	U	0.085	0.19	0.2	<	U	0.093	0.21	0.22	<	U	0.09	0.21	0.41	<	U	0.029	0.1	0.16	<	U	0.037	0.1	0.15	<	0.1	0.23	0.46	U
MNX	12 J	1 / 9	<	U	0.15	0.4	2	<	U	0.15	0.39	1.9	<	U	0.16	0.42	2.1	12	J	0.16	0.41	2.1	<	U	0.038	0.1	0.52	<	U	0.029	0.1	0.51	<	0.42	0.42	2.3	U
Nitrobenzene	-	0 / 9	<	U	0.091	0.2	0.21	<	U	0.089	0.19	0.2	<	U	0.096	0.21	0.22	<	U	0.094	0.21	0.41	<	U	0.052	0.1	0.16	<	U	0.051	0.1	0.15	<	0.11	0.23	0.46	U
RDX	1.5 J	1 / 9	<	U	0.052	0.2	0.21	<	U	0.05	0.19	0.2	<	U	0.055	0.21	0.22	<	U	0.16	0.41	0.41	<	U	0.038	0.1	0.16	1.5	J	0.037	0.1	0.15	<	0.061	0.14	0.23	U
Tetryl	-	0 / 9	<	U	0.032	0.1	0.11	<	U	0.031	0.097	0.11	<	U	0.034	0.11	0.12	<	U	0.082	0.21	0.25	<	U	0.052	0.1	0.16	<	U	0.051	0.1	0.15	<	0.092	0.23	0.28	U

Notes:
< = less than reporting limit
µg/L = micrograms per liter
HMX = octahydro-1,3,5,7-tetranitro-1,3,5,7-tetrazocine
ID = identification number
J = estimated
LOQ = limit of quantifications
MNX = mono-nitroso-RDX
NA = not analyzed
NRL = no reporting limit
Qual = qualifier
RDX = hexahydro-1,3,5-trinitro-1,3,5-triazine
RL = reporting limit
U = nondetect

TABLE E.1.1-80
CORNHUSKER ARMY AMMUNITION PLANT
WELL G0117-EXPLOSIVES

FIELD ID			G0117					G0117		
METHOD	Maximum	Detection	SW846 M8330					SW846 M8330		
COLLECT DATE	Detection	Frequency	8/11/2015					8/12/2014		
			Result	DL	LOD	LOQ	Qual	Result	LOQ	Qual
EXPLOSIVES (µg/L)										
1,3,5-Trinitrobenzene	-	0 / 9	<	0.21	0.42	1.0	UJ	<	1	U
1,3-Dinitrobenzene	-	0 / 9	<	0.092	0.21	0.42	UJ	<	0.42	U
2,4,6-Trinitrotoluene	3.6 J	1 / 9	<	0.075	0.21	0.42	UJ	3.6	0.42	J
2,4-Dinitrotoluene	-	0 / 9	<	0.087	0.21	0.42	UJ	<	0.42	U
2,6-Dinitrotoluene	-	0 / 9	<	0.067	0.21	0.21	UJ	<	0.21	U
2-Amino-4,6-dinitrotoluene	6.5 J	1 / 9	<	0.053	0.12	0.21	UJ	6.5	0.21	J
2-Nitrotoluene	-	0 / 9	<	0.089	0.21	0.42	UJ	<	0.42	U
3-Nitrotoluene	-	0 / 9	<	0.087	0.21	0.42	UJ	<	0.42	U
4-Amino-2,6-dinitrotoluene	9.5 J	1 / 9	<	0.060	0.12	0.21	UJ	9.5	0.21	J
4-Nitrotoluene	-	0 / 9	<	0.21	0.42	1.0	UJ	<	1	U
HMX	-	0 / 9	<	0.091	0.21	0.42	UJ	<	0.42	U
MNX	12 J	1 / 9	<	0.37	0.37	2.1	UJ	<	2.1	U
Nitrobenzene	-	0 / 9	<	0.095	0.21	0.42	UJ	<	0.42	U
RDX	1.5 J	1 / 9	<	0.054	0.12	0.21	UJ	<	0.21	U
Tetryl	-	0 / 9	<	0.083	0.21	0.25	UJ	<	0.25	UJ

Notes:
< = less than reporting limit
µg/L = micrograms per liter
HMX = octahydro-1,3,5,7-tetranitro-1,3,5,7-tetrazocine
ID = identification number
J = estimated
LOQ = limit of quantifications
MNX = mono-nitroso-RDX
NA = not analyzed
NRL = no reporting limit
Qual = qualifier
RDX = hexahydro-1,3,5-trinitro-1,3,5-triazine
RL = reporting limit
U = nondetect

TABLE E.1.1-81
CORNHUSKER ARMY AMMUNITION PLANT
WELL G0118-EXPLOSIVES

FIELD ID			G0118					G0118					G0118					G0118					G0118					G0118					G0118				
METHOD	Maximum	Detection	SW846 M8330					SW846 M8330					SW846 M8330					SW846 M8330					SW846 M8330					SW846 M8330					SW846 M8330				
COLLECT DATE	Detection	Frequency	5/14/2022					5/22/2021					6/14/2020					6/8/2019					3/22/2018					3/29/2017					8/16/2016				
			Result	Qual	DL	LOD	LOQ	Result	Qual	DL	LOD	LOQ	Result	Qual	DL	LOD	LOQ	Result	Qual	DL	LOD	LOQ	Result	Qual	DL	LOD	LOQ	Result	Qual	DL	LOD	LOQ	Result	DL	LOD	LOQ	Qual
EXPLOSIVES (µg/L)																																				
1,3,5-Trinitrobenzene	47 J	1 / 9	<	U	0.087	0.21	0.22	<	UJ	0.081	0.19	0.2	<	U	0.92	2.2	2.3	<	U	0.2	0.39	0.99	<	U	0.033	0.11	0.16	<	U	0.032	0.1	0.16	<	0.22	0.44	1.1	U
1,3-Dinitrobenzene	-	0 / 9	<	U	0.038	0.1	0.11	<	UJ	0.036	0.097	0.11	<	U	0.4	1.1	1.2	<	U	0.088	0.2	0.39	<	U	0.053	0.11	0.16	<	U	0.052	0.1	0.16	<	0.097	0.22	0.44	U
2,4,6-Trinitrotoluene	12 J	2 / 9	<	U	0.046	0.1	0.11	<	UJ	0.043	0.097	0.11	<	U	0.49	1.1	1.2	<	U	0.16	0.39	0.39	<	U	0.053	0.11	0.16	0.49	J	0.052	0.1	0.16	<	0.079	0.22	0.44	U
2,4-Dinitrotoluene	0.23 J	1 / 9	<	U	0.028	0.083	0.1	<	UJ	0.026	0.077	0.097	<	U	0.3	0.87	1.1	<	U	0.083	0.2	0.39	<	U	0.053	0.11	0.14	<	U	0.052	0.1	0.14	<	0.091	0.22	0.44	U
2,6-Dinitrotoluene	-	0 / 9	<	U	0.041	0.083	0.1	<	UJ	0.039	0.077	0.097	<	U	0.44	0.87	1.1	<	U	0.064	0.2	0.2	<	U	0.053	0.11	0.14	<	U	0.052	0.1	0.14	<	0.07	0.22	0.22	U
2-Amino-4,6-dinitrotoluene	1.7 J	3 / 9	<	U	0.052	0.1	0.11	<	UJ	0.049	0.097	0.11	1.5		0.55	1.1	1.2	<	U	0.05	0.12	0.2	<	U	0.032	0.11	0.16	<	U	0.031	0.1	0.16	<	0.055	0.13	0.22	U
2-Nitrotoluene	-	0 / 9	<	U	0.088	0.21	0.22	<	UJ	0.083	0.19	0.2	<	U	0.93	2.2	2.3	<	UJ	0.084	0.2	0.39	<	U	0.092	0.21	0.53	<	U	0.092	0.21	0.52	<	0.093	0.22	0.44	U
3-Nitrotoluene	-	0 / 9	<	U	0.2	0.41	0.41	<	UJ	0.19	0.39	0.39	<	U	2.1	4.4	4.4	<	UJ	0.19	0.39	0.39	<	U	0.06	0.21	0.53	<	U	0.06	0.21	0.52	<	0.091	0.22	0.44	U
4-Amino-2,6-dinitrotoluene	2.3 J	1 / 9	<	U	0.06	0.12	0.15	<	UJ	0.056	0.12	0.14	<	U	0.63	1.3	1.6	<	U	0.057	0.12	0.2	<	U	0.053	0.11	0.16	<	U	0.052	0.1	0.16	<	0.063	0.13	0.22	U
4-Nitrotoluene	-	0 / 9	<	U	0.1	0.41	0.42	<	UJ	0.097	0.39	0.4	<	U	1.1	4.4	4.5	<	UJ	0.2	0.39	0.99	<	U	0.092	0.21	0.53	<	U	0.092	0.21	0.52	<	0.22	0.44	1.1	U
HMX	5.3	2 / 9	<	U	0.09	0.21	0.22	<	UJ	0.085	0.19	0.2	<	U	0.95	2.2	2.3	<	U	0.086	0.2	0.39	5	J	0.029	0.11	0.16	<	U	0.038	0.1	0.16	<	0.095	0.22	0.44	U
MNX	0.57 J	2 / 9	<	U	0.16	0.41	2.1	<	UJ	0.15	0.39	1.9	<	U	1.7	4.4	22	<	U	0.15	0.39	2	<	U	0.038	0.11	0.53	<	U	0.029	0.1	0.52	<	0.39	0.39	2.2	U
Nitrobenzene	0.88 J	1 / 9	<	U	0.094	0.21	0.22	0.88	J	0.088	0.19	0.2	<	U	0.99	2.2	2.3	<	U	0.09	0.2	0.39	<	U	0.053	0.11	0.16	<	U	0.052	0.1	0.16	<	0.099	0.22	0.44	U
RDX	1.2 J	3 / 9	1.2	J	0.053	0.21	0.22	<	UJ	0.05	0.19	0.2	<	U	0.56	2.2	2.3	<	U	0.16	0.39	0.39	<	U	0.038	0.11	0.16	<	U	0.038	0.1	0.16	<	0.057	0.13	0.22	U
Tetryl	-	0 / 9	<	U	0.033	0.1	0.11	<	UJ	0.031	0.097	0.11	<	U	0.35	1.1	1.2	<	U	0.078	0.2	0.24	<	U	0.053	0.11	0.16	<	U	0.052	0.1	0.16	<	0.086	0.22	0.26	U

Notes:
< = less than reporting limit
µg/L = micrograms per liter
HMX = octahydro-1,3,5,7-tetranitro-1,3,5,7-tetrazocine
ID = identification number
J = estimated
LOQ = limit of quantifications
MNX = mono-nitroso-RDX
NA = not analyzed
NRL = no reporting limit
Qual = qualifier
RDX = hexahydro-1,3,5-trinitro-1,3,5-triazine
RL = reporting limit
U = nondetect

TABLE E.1.1-81
CORNHUSKER ARMY AMMUNITION PLANT
WELL G0118-EXPLOSIVES

FIELD ID			G0118					G0118		
METHOD	Maximum	Detection	SW846 M8330					SW846 M8330		
COLLECT DATE	Detection	Frequency	8/18/2015					12/9/2014		
			Result	DL	LOD	LOQ	Qual	Result	LOQ	Qual
EXPLOSIVES (µg/L)										
1,3,5-Trinitrobenzene	47 J	1 / 9	<	0.21	0.42	1.1	U	47	12	J
1,3-Dinitrobenzene	-	0 / 9	<	0.095	0.21	0.43	UJ	<	0.47	U
2,4,6-Trinitrotoluene	12 J	2 / 9	<	0.077	0.21	0.43	U	12	0.47	J
2,4-Dinitrotoluene	0.23 J	1 / 9	<	0.089	0.21	0.43	U	0.23	0.47	J
2,6-Dinitrotoluene	-	0 / 9	<	0.069	0.21	0.21	U	<	0.24	U
2-Amino-4,6-dinitrotoluene	1.7 J	3 / 9	0.32	0.054	0.13	0.21	J	1.7	0.24	J
2-Nitrotoluene	-	0 / 9	<	0.00	0.21	0.43	U	<	0.47	U
3-Nitrotoluene	-	0 / 9	<	0.091	0.21	0.43	UJ	<	0.47	U
4-Amino-2,6-dinitrotoluene	2.3 J	1 / 9	<	0.062	0.13	0.21	UJ	2.3	0.24	J
4-Nitrotoluene	-	0 / 9	<	0.21	0.42	1.1	U	<	1.2	U
HMX	5.3	2 / 9	5.3	0.093	0.21	0.43		<	0.47	U
MNX	0.57 J	2 / 9	0.54	0.38	0.38	2.1	J	0.57	2.4	J
Nitrobenzene	0.88 J	1 / 9	<	0.097	0.21	0.43	U	<	0.47	U
RDX	1.2 J	3 / 9	0.8	0.056	0.13	0.21	J	0.67	0.24	J
Tetryl	-	0 / 9	<	0.085	0.21	0.26	U	<	0.28	U

Notes:
< = less than reporting limit
µg/L = micrograms per liter
HMX = octahydro-1,3,5,7-tetranitro-1,3,5,7-tetrazocine
ID = identification number
J = estimated
LOQ = limit of quantifications
MNX = mono-nitroso-RDX
NA = not analyzed
NRL = no reporting limit
Qual = qualifier
RDX = hexahydro-1,3,5-trinitro-1,3,5-triazine
RL = reporting limit
U = nondetect

TABLE E.1.1-82
CORNHUSKER ARMY AMMUNITION PLANT
WELL G0119-EXPLOSIVES

FIELD ID			G0119					G0119					G0119					G0119					G0119					G0119					G0119				
METHOD	Maximum	Detection	SW846 M8330					SW846 M8330					SW846 M8330					SW846 M8330					SW846 M8330					SW846 M8330					SW846 M8330				
COLLECT DATE	Detection	Frequency	5/19/2022					5/23/2021					6/13/2020					6/7/2019					3/15/2018					3/28/2017					8/10/2016				
			Result	Qual	DL	LOD	LOQ	Result	Qual	DL	LOD	LOQ	Result	Qual	DL	LOD	LOQ	Result	Qual	DL	LOD	LOQ	Result	Qual	DL	LOD	LOQ	Result	Qual	DL	LOD	LOQ	Result	DL	LOD	LOQ	Qual
EXPLOSIVES (µg/L)																																				
1,3,5-Trinitrobenzene	-	0 / 9	<	U	0.086	0.2	0.22	<	U	0.08	0.19	0.2	<	U	0.092	0.22	0.23	<	U	0.2	0.39	0.98	<	UJ	0.032	0.1	0.15	<	UJ	0.032	0.1	0.16	<	0.22	0.44	1.1	U
1,3-Dinitrobenzene	-	0 / 9	<	U	0.038	0.1	0.11	<	U	0.035	0.096	0.11	<	U	0.04	0.11	0.12	<	U	0.087	0.2	0.39	<	UJ	0.051	0.1	0.15	<	UJ	0.052	0.1	0.16	<	0.097	0.22	0.44	U
2,4,6-Trinitrotoluene	-	0 / 9	<	U	0.046	0.1	0.11	<	U	0.043	0.096	0.11	<	U	0.049	0.11	0.12	<	U	0.16	0.39	0.39	<	UJ	0.051	0.1	0.15	<	UJ	0.052	0.1	0.16	<	0.079	0.22	0.44	U
2,4-Dinitrotoluene	-	0 / 9	<	U	0.028	0.082	0.1	<	U	0.026	0.077	0.096	<	U	0.03	0.088	0.11	<	U	0.082	0.2	0.39	<	UJ	0.051	0.1	0.13	<	UJ	0.052	0.1	0.14	<	0.092	0.22	0.44	U
2,6-Dinitrotoluene	-	0 / 9	<	U	0.041	0.082	0.1	<	U	0.038	0.077	0.096	<	U	0.044	0.088	0.11	<	U	0.063	0.2	0.2	<	UJ	0.051	0.1	0.13	<	UJ	0.052	0.1	0.14	<	0.071	0.22	0.22	U
2-Amino-4,6-dinitrotoluene	0.074 J	1 / 9	<	U	0.052	0.1	0.11	<	U	0.049	0.096	0.11	<	U	0.056	0.11	0.12	<	U	0.05	0.12	0.2	<	UJ	0.031	0.1	0.15	<	UJ	0.031	0.1	0.16	<	0.056	0.13	0.22	U
2-Nitrotoluene	-	0 / 9	<	U	0.088	0.2	0.22	<	UJ	0.082	0.19	0.2	<	U	0.094	0.22	0.23	<	UJ	0.084	0.2	0.39	<	UJ	0.09	0.2	0.51	<	UJ	0.092	0.21	0.52	<	0.094	0.22	0.44	U
3-Nitrotoluene	-	0 / 9	<	U	0.2	0.41	0.41	<	UJ	0.19	0.38	0.38	<	U	0.21	0.44	0.44	<	UJ	0.19	0.39	0.39	<	UJ	0.058	0.2	0.51	<	UJ	0.06	0.21	0.52	<	0.091	0.22	0.44	U
4-Amino-2,6-dinitrotoluene	-	0 / 9	<	U	0.059	0.12	0.15	<	U	0.055	0.11	0.14	<	U	0.063	0.13	0.16	<	UJ	0.057	0.12	0.2	<	UJ	0.051	0.1	0.15	<	UJ	0.052	0.1	0.16	<	0.063	0.13	0.22	U
4-Nitrotoluene	-	0 / 9	<	U	0.1	0.41	0.42	<	UJ	0.096	0.38	0.39	<	U	0.11	0.44	0.45	<	UJ	0.2	0.39	0.98	<	UJ	0.09	0.2	0.51	<	UJ	0.092	0.21	0.52	<	0.22	0.44	1.1	U
HMX	2.5 J	4 / 9	<	U	0.09	0.2	0.22	<	U	0.084	0.19	0.2	0.45	J	0.096	0.22	0.23	<	U	0.086	0.2	0.39	0.085	J	0.029	0.1	0.15	<	UJ	0.038	0.1	0.16	2.5	0.096	0.22	0.44	J
MNX	0.63 J	1 / 9	<	U	0.16	0.41	2	<	U	0.15	0.38	1.9	<	U	0.17	0.44	2.2	<	U	0.15	0.39	2	<	UJ	0.037	0.1	0.51	<	UJ	0.029	0.1	0.52	<	3.9	3.9	22	U
Nitrobenzene	0.39 J	1 / 9	<	U	0.093	0.2	0.22	<	U	0.087	0.19	0.2	<	U	0.1	0.22	0.23	<	U	0.089	0.2	0.39	<	UJ	0.051	0.1	0.15	<	UJ	0.052	0.1	0.16	0.39	0.1	0.22	0.44	J
RDX	4	3 / 9	<	U	0.053	0.2	0.22	<	U	0.049	0.19	0.2	1.1	J	0.056	0.22	0.23	<	U	0.15	0.39	0.39	<	UJ	0.037	0.1	0.15	<	UJ	0.038	0.1	0.16	<	0.057	0.13	0.22	U
Tetryl	-	0 / 9	<	U	0.033	0.1	0.11	<	U	0.03	0.096	0.11	<	U	0.035	0.11	0.12	<	U	0.078	0.2	0.24	<	UJ	0.051	0.1	0.15	<	UJ	0.052	0.1	0.16	<	0.087	0.22	0.26	U

Notes:
< = less than reporting limit
µg/L = micrograms per liter
HMX = octahydro-1,3,5,7-tetranitro-1,3,5,7-tetrazocine
ID = identification number
J = estimated
LOQ = limit of quantifications
MNX = mono-nitroso-RDX
NA = not analyzed
NRL = no reporting limit
Qual = qualifier
RDX = hexahydro-1,3,5-trinitro-1,3,5-triazine
RL = reporting limit
U = nondetect

TABLE E.1.1-82
CORNHUSKER ARMY AMMUNITION PLANT
WELL G0119-EXPLOSIVES

FIELD ID			G0119					G0119		
METHOD	Maximum	Detection	SW846 M8330					SW846 M8330		
COLLECT DATE	Detection	Frequency	8/7/2015					12/8/2014		
			Result	DL	LOD	LOQ	Qual	Result	LOQ	Qual
EXPLOSIVES (µg/L)										
1,3,5-Trinitrobenzene	-	0 / 9	<	0.22	0.22	1.1	U	<	0.97	U
1,3-Dinitrobenzene	-	0 / 9	<	0.098	0.22	0.44	U	<	0.39	U
2,4,6-Trinitrotoluene	-	0 / 9	<	0.080	0.22	0.44	U	<	0.39	U
2,4-Dinitrotoluene	-	0 / 9	<	0.093	0.22	0.44	UJ	<	0.39	U
2,6-Dinitrotoluene	-	0 / 9	<	0.071	0.22	0.22	UJ	<	0.39	U
2-Amino-4,6-dinitrotoluene	0.074 J	1 / 9	<	0.056	0.13	0.22	UJ	0.074	0.39	J
2-Nitrotoluene	-	0 / 9	<	0.095	0.22	0.44	UJ	<	0.39	U
3-Nitrotoluene	-	0 / 9	<	0.092	0.22	0.44	UJ	<	0.39	U
4-Amino-2,6-dinitrotoluene	-	0 / 9	<	0.064	0.13	0.22	U	<	0.39	U
4-Nitrotoluene	-	0 / 9	<	0.22	0.44	1.1	UJ	<	0.97	U
HMX	2.5 J	4 / 9	2.0	0.097	0.22	0.44		<	0.39	U
MNX	0.63 J	1 / 9	0.63	0.40	0.40	2.2	J	<	1.9	U
Nitrobenzene	0.39 J	1 / 9	<	0.10	0.22	0.44	U	<	0.39	U
RDX	4	3 / 9	4.0	0.058	0.13	0.22		0.99	0.39	
Tetryl	-	0 / 9	<	0.088	0.22	0.27	U	<	0.39	U

Notes:
< = less than reporting limit
µg/L = micrograms per liter
HMX = octahydro-1,3,5,7-tetranitro-1,3,5,7-tetrazocine
ID = identification number
J = estimated
LOQ = limit of quantifications
MNX = mono-nitroso-RDX
NA = not analyzed
NRL = no reporting limit
Qual = qualifier
RDX = hexahydro-1,3,5-trinitro-1,3,5-triazine
RL = reporting limit
U = nondetect

TABLE E.1.1-83
CORNHUSKER ARMY AMMUNITION PLANT
WELL G0120-EXPLOSIVES

FIELD ID			G0120					G0120					G0120					G0120					G0120					G0120				
METHOD	Maximum	Detection	SW846 M8330					SW846 M8330					SW846 M8330					SW846 M8330					SW846 M8330					SW846 M8330				
COLLECT DATE	Detection	Frequency	None					6/12/2020					6/7/2019					3/14/2018					3/25/2017					8/9/2016				
			Result	Qual	DL	LOD	LOQ	Result	Qual	DL	LOD	LOQ	Result	Qual	DL	LOD	LOQ	Result	Qual	DL	LOD	LOQ	Result	Qual	DL	LOD	LOQ	Result	DL	LOD	LOQ	Qual
EXPLOSIVES (µg/L)																																
1,3,5-Trinitrobenzene	-	0 / 7						<	U	0.088	0.21	0.22	<	U	0.21	0.41	1	<	U	0.032	0.1	0.16	<	U	0.032	0.1	0.16	<	0.24	0.49	1.2	U
1,3-Dinitrobenzene	-	0 / 7						<	U	0.039	0.1	0.12	<	U	0.092	0.21	0.41	<	U	0.052	0.1	0.16	<	U	0.052	0.1	0.16	<	0.11	0.24	0.49	U
2,4,6-Trinitrotoluene	1.4 J	1 / 7						<	U	0.047	0.1	0.12	<	U	0.17	0.41	0.41	<	U	0.052	0.1	0.16	<	U	0.052	0.1	0.16	<	0.088	0.24	0.49	U
2,4-Dinitrotoluene	0.22 J	2 / 7						<	U	0.029	0.084	0.1	<	U	0.087	0.21	0.41	<	U	0.052	0.1	0.13	0.22		0.052	0.1	0.14	<	0.1	0.24	0.49	U
2,6-Dinitrotoluene	-	0 / 7	**Not Sampled**					<	U	0.042	0.084	0.1	<	U	0.067	0.21	0.21	<	U	0.052	0.1	0.13	<	U	0.052	0.1	0.14	<	0.078	0.24	0.24	U
2-Amino-4,6-dinitrotoluene	14	2 / 7	**in 2021, 2022**					<	U	0.053	0.1	0.12	<	U	0.052	0.12	0.21	<	U	0.031	0.1	0.16	<	U	0.031	0.1	0.16	14	0.062	0.15	0.24	
2-Nitrotoluene	-	0 / 7						<	U	0.089	0.21	0.22	<	UJ	0.088	0.21	0.41	<	U	0.091	0.21	0.52	<	U	0.092	0.21	0.52	<	0.1	0.24	0.49	U
3-Nitrotoluene	-	0 / 7						<	U	0.2	0.42	0.42	<	U	0.2	0.41	0.41	<	U	0.059	0.21	0.52	<	U	0.06	0.21	0.52	<	0.1	0.24	0.49	U
4-Amino-2,6-dinitrotoluene	8.6	2 / 7						<	U	0.06	0.13	0.16	<	U	0.06	0.12	0.21	<	U	0.052	0.1	0.16	<	U	0.052	0.1	0.16	8.6	0.07	0.15	0.24	
4-Nitrotoluene	-	0 / 7						<	U	0.1	0.42	0.43	<	U	0.21	0.41	1	<	U	0.091	0.21	0.52	<	U	0.092	0.21	0.52	<	0.24	0.49	1.2	U
HMX	10 J	2 / 7						<	U	0.092	0.21	0.22	<	U	0.09	0.21	0.41	10	J	0.029	0.1	0.16	<	U	0.038	0.1	0.16	0.4	0.11	0.24	0.49	J
MNX	73 J	1 / 7						<	U	0.16	0.42	2.1	<	U	0.16	0.41	2.1	<	U	0.037	0.1	0.52	<	U	0.029	0.1	0.52	<	0.44	0.44	2.4	U
Nitrobenzene	0.2 J	1 / 7						<	U	0.095	0.21	0.22	<	U	0.094	0.21	0.41	<	U	0.052	0.1	0.16	0.2	J	0.052	0.1	0.16	<	0.11	0.24	0.49	U
RDX	0.72 J	1 / 7						<	U	0.054	0.21	0.22	<	U	0.16	0.41	0.41	<	U	0.037	0.1	0.16	0.72	J	0.038	0.1	0.16	<	0.064	0.15	0.24	U
Tetryl	-	0 / 7						<	U	0.033	0.1	0.12	<	U	0.082	0.21	0.25	<	U	0.052	0.1	0.16	<	U	0.052	0.1	0.16	<	0.096	0.24	0.29	U

Notes:
< = less than reporting limit
µg/L = micrograms per liter
HMX = octahydro-1,3,5,7-tetranitro-1,3,5,7-tetrazocine
ID = identification number
J = estimated
LOQ = limit of quantifications
MNX = mono-nitroso-RDX
NA = not analyzed
NRL = no reporting limit
Qual = qualifier
RDX = hexahydro-1,3,5-trinitro-1,3,5-triazine
RL = reporting limit
U = nondetect

TABLE E.1.1-83
CORNHUSKER ARMY AMMUNITION PLANT
WELL G0120-EXPLOSIVES

FIELD ID			G0120					G0120		
METHOD	Maximum	Detection	SW846 M8330					SW846 M8330		
COLLECT DATE	Detection	Frequency	8/11/2015					12/8/2014		
			Result	DL	LOD	LOQ	Qual	Result	LOQ	Qual
EXPLOSIVES (µg/L)										
1,3,5-Trinitrobenzene	-	0 / 7	<	0.20	0.41	1.0	UJ	<	0.95	U
1,3-Dinitrobenzene	-	0 / 7	<	0.090	0.20	0.41	UJ	<	0.38	U
2,4,6-Trinitrotoluene	1.4 J	1 / 7	1.4	0.073	0.20	0.41	J	<	0.38	U
2,4-Dinitrotoluene	0.22 J	2 / 7	0.22	0.085	0.20	0.41	J	<	0.38	U
2,6-Dinitrotoluene	-	0 / 7	<	0.065	0.20	0.20	UJ	<	0.19	U
2-Amino-4,6-dinitrotoluene	14	2 / 7	12	0.051	0.12	0.20		<	0.19	U
2-Nitrotoluene	-	0 / 7	<	0.087	0.20	0.41	UJ	<	0.38	U
3-Nitrotoluene	-	0 / 7	<	0.084	0.20	0.41	UJ	<	0.38	U
4-Amino-2,6-dinitrotoluene	8.6	2 / 7	8.1	0.058	0.12	0.20		<	0.19	U
4-Nitrotoluene	-	0 / 7	<	0.20	0.41	1.0	UJ	<	0.95	U
HMX	10 J	2 / 7	<	0.089	0.20	0.41	U	<	0.38	U
MNX	73 J	1 / 7	73	0.36	0.36	2.0	J	<	1.9	U
Nitrobenzene	0.2 J	1 / 7	<	0.092	0.20	0.41	UJ	<	0.38	U
RDX	0.72 J	1 / 7	<	0.053	0.12	0.20	U	<	0.19	U
Tetryl	-	0 / 7	<	0.080	0.20	0.24	UJ	<	0.23	U

Notes:
< = less than reporting limit
µg/L = micrograms per liter
HMX = octahydro-1,3,5,7-tetranitro-1,3,5,7-tetrazocine
ID = identification number
J = estimated
LOQ = limit of quantifications
MNX = mono-nitroso-RDX
NA = not analyzed
NRL = no reporting limit
Qual = qualifier
RDX = hexahydro-1,3,5-trinitro-1,3,5-triazine
RL = reporting limit
U = nondetect

TABLE E.1.1-84
CORNHUSKER ARMY AMMUNITION PLANT
WELL G0121-EXPLOSIVES

FIELD ID			G0121					G0121					G0121					G0121					G0121					G0121					G0121				
METHOD	Maximum	Detection	SW846 8330A					SW846 8330A					SW846 8330A					SW846 8330A					SW846 8330A					SW846 8330A					SW846 8330A				
COLLECT DATE	Detection	Frequency	5/19/2022					5/24/2021					6/13/2020					6/7/2019					3/22/2018					3/30/2017					11/30/2016				
			Result	Qual	DL	LOD	LOQ	Result	Qual	DL	LOD	LOQ	Result	Qual	DL	LOD	LOQ	Result	Qual	DL	LOD	LOQ	Result	Qual	DL	LOD	LOQ	Result	Qual	DL	LOD	LOQ	Result	DL	LOD	LOQ	Qual
EXPLOSIVES (µg/L)																																				
1,3,5-Trinitrobenzene	1.4	1 / 7	<	U	0.081	0.19	0.2	<	UJ	0.083	0.2	0.21	<	U	0.091	0.22	0.23	<	U	0.2	0.39	0.98	<	U	0.031	0.1	0.15	1.4		0.032	0.1	0.16	<	2.1	4.2	10	U
1,3-Dinitrobenzene	0.57	1 / 7	<	U	0.036	0.096	0.11	<	UJ	0.036	0.099	0.11	<	U	0.04	0.11	0.12	<	U	0.087	0.2	0.39	<	U	0.05	0.1	0.15	0.57		0.052	0.1	0.16	<	0.92	2.1	4.2	U
2,4,6-Trinitrotoluene	2.8 J	1 / 7	<	U	0.043	0.096	0.11	<	UJ	0.045	0.099	0.11	<	U	0.049	0.11	0.12	<	U	0.16	0.39	0.39	<	U	0.05	0.1	0.15	2.8	J	0.052	0.1	0.16	<	0.75	2.1	4.2	U
2,4-Dinitrotoluene	-	0 / 7	<	U	0.026	0.077	0.096	<	UJ	0.027	0.079	0.099	<	U	0.03	0.086	0.11	<	U	0.082	0.2	0.39	<	U	0.05	0.1	0.13	<	U	0.052	0.1	0.13	<	0.87	2.1	4.2	U
2,6-Dinitrotoluene	-	0 / 7	<	U	0.039	0.077	0.096	<	UJ	0.04	0.079	0.099	<	U	0.043	0.086	0.11	<	U	0.063	0.2	0.2	<	U	0.05	0.1	0.13	<	U	0.052	0.1	0.13	<	0.07	0.21	0.21	U
2-Amino-4,6-dinitrotoluene	0.91	3 / 7	<	U	0.049	0.096	0.11	<	UJ	0.05	0.099	0.11	0.91		0.055	0.11	0.12	0.19	J	0.05	0.12	0.2	0.5		0.03	0.1	0.15	<	U	0.031	0.1	0.16	<	0.53	1.3	2.1	U
2-Nitrotoluene	-	0 / 7	<	U	0.082	0.19	0.2	<	UJ	0.085	0.2	0.21	<	U	0.092	0.22	0.23	<	UJ	0.084	0.2	0.39	<	U	0.088	0.2	0.5	<	U	0.091	0.21	0.52	<	0.89	2.1	4.2	U
3-Nitrotoluene	-	0 / 7	<	U	0.19	0.39	0.39	<	UJ	0.19	0.4	0.4	<	U	0.21	0.43	0.43	<	UJ	0.19	0.39	0.39	<	U	0.057	0.2	0.5	<	U	0.059	0.21	0.52	<	0.09	0.21	0.42	U
4-Amino-2,6-dinitrotoluene	2.3 J	3 / 7	<	U	0.056	0.12	0.14	<	UJ	0.057	0.12	0.15	1.1		0.062	0.13	0.16	2.3	J	0.056	0.12	0.2	0.51		0.05	0.1	0.15	<	U	0.052	0.1	0.16	<	0.6	1.3	2.1	U
4-Nitrotoluene	-	0 / 7	<	U	0.096	0.39	0.39	<	UJ	0.099	0.4	0.41	<	U	0.11	0.43	0.44	<	UJ	0.2	0.39	0.98	<	U	0.088	0.2	0.5	<	U	0.091	0.21	0.52	<	2.1	4.2	10	U
HMX	17	4 / 7	<	U	0.084	0.19	0.2	<	UJ	0.087	0.2	0.21	17		0.095	0.22	0.23	1.3	J	0.086	0.2	0.39	6.7	J	0.028	0.1	0.15	<	U	0.037	0.1	0.16	14	0.91	2.1	4.2	J
MNX	12 J	2 / 7	<	U	0.15	0.39	1.9	<	UJ	0.15	0.4	2	6.5	J	0.17	0.43	2.2	12	J	0.15	0.39	2	<	U	0.036	0.1	0.5	<	U	0.029	0.1	0.52	<	0.37	0.37	2.1	U
Nitrobenzene	-	0 / 7	<	U	0.088	0.19	0.2	<	UJ	0.09	0.2	0.21	<	U	0.098	0.22	0.23	<	U	0.089	0.2	0.39	<	U	0.05	0.1	0.15	<	U	0.052	0.1	0.16	<	0.95	2.1	4.2	U
RDX	13	5 / 7	<	U	0.05	0.19	0.2	<	UJ	0.051	0.2	0.21	13		0.056	0.22	0.23	1.6		0.15	0.39	0.39	1.7		0.036	0.1	0.15	5.7	J	0.037	0.1	0.16	2.2	0.05	0.13	0.21	J
Tetryl	-	0 / 7	<	U	0.031	0.096	0.11	<	UJ	0.031	0.099	0.11	<	U	0.034	0.11	0.12	<	U	0.078	0.2	0.23	<	U	0.05	0.1	0.15	<	U	0.052	0.1	0.16	<	0.83	2.1	2.5	U

Notes:
< = less than reporting limit
µg/L = micrograms per liter
HMX = octahydro-1,3,5,7-tetranitro-1,3,5,7-tetrazocine
ID = identification number
J = estimated
LOQ = limit of quantifications
MNX = mono-nitroso-RDX
NA = not analyzed
NRL = no reporting limit
Qual = qualifier
RDX = hexahydro-1,3,5-trinitro-1,3,5-triazine
RL = reporting limit
U = nondetect

TABLE E.1.1-85
CORNHUSKER ARMY AMMUNITION PLANT
WELL G0122-EXPLOSIVES

FIELD ID			G0122					G0122					G0122				
METHOD	Maximum	Detection	SW846 8330A					SW846 8330A					SW846 8330A				
COLLECT DATE	Detection	Frequency	5/19/2022					5/23/2021					6/16/2020				
			Result	Qual	DL	LOD	LOQ	Result	Qual	DL	LOD	LOQ	Result	Qual	DL	LOD	LOQ
EXPLOSIVES (µg/L)																	
1,3,5-Trinitrobenzene	2.4	1 / 3	<	U	0.091	0.22	0.23	<	U	0.083	0.2	0.21	2.4		0.089	0.21	0.22
1,3-Dinitrobenzene		0 / 3	<	U	0.04	0.11	0.12	<	U	0.036	0.098	0.11	<	U	0.039	0.11	0.12
2,4,6-Trinitrotoluene		0 / 3	<	U	0.049	0.11	0.12	<	U	0.044	0.098	0.11	<	U	0.048	0.11	0.12
2,4-Dinitrotoluene	-	0 / 3	<	U	0.03	0.086	0.11	<	U	0.027	0.079	0.098	<	U	0.029	0.085	0.11
2,6-Dinitrotoluene	-	0 / 3	<	U	0.043	0.086	0.11	<	U	0.039	0.079	0.098	<	U	0.042	0.085	0.11
2-Amino-4,6-dinitrotoluene		0 / 3	<	U	0.055	0.11	0.12	<	U	0.05	0.098	0.11	<	U	0.054	0.11	0.12
2-Nitrotoluene	-	0 / 3	<	U	0.092	0.22	0.23	<	UJ	0.084	0.2	0.21	<	U	0.09	0.21	0.22
3-Nitrotoluene	-	0 / 3	<	U	0.21	0.43	0.43	<	UJ	0.19	0.39	0.39	<	U	0.21	0.42	0.42
4-Amino-2,6-dinitrotoluene		0 / 3	<	U	0.062	0.13	0.16	<	U	0.057	0.12	0.15	<	U	0.061	0.13	0.16
4-Nitrotoluene	-	0 / 3	<	U	0.11	0.43	0.44	<	UJ	0.098	0.39	0.4	<	U	0.11	0.42	0.43
HMX	7.3	2 / 3	<	U	0.095	0.22	0.23	9.6	J	0.086	0.39	2	7.3		0.093	0.21	0.22
MNX	0.36 J	1 / 3	<	U	0.17	0.43	2.2	<	U	0.15	0.2	0.21	0.36	J	0.16	0.42	2.1
Nitrobenzene	-	0 / 3	<	U	0.098	0.22	0.23	<	U	0.09	0.2	0.21	<	U	0.096	0.21	0.22
RDX	12	3 / 3	0.86	J	0.056	0.22	0.23	82	J	0.51	2	2.1	12		0.054	0.21	0.22
Tetryl	-	0 / 3	<	U	0.034	0.11	0.12	<	U	0.031	0.098	0.11	<	U	0.034	0.11	0.12

Notes:
< = less than reporting limit
µg/L = micrograms per liter
HMX = octahydro-1,3,5,7-tetranitro-1,3,5,7-tetrazocine
ID = identification number
J = estimated
LOQ = limit of quantifications
MNX = mono-nitroso-RDX
NA = not analyzed
NRL = no reporting limit
Qual = qualifier
RDX = hexahydro-1,3,5-trinitro-1,3,5-triazine
RL = reporting limit
U = nondetect

TABLE E.1.1-86
CORNHUSKER ARMY AMMUNITION PLANT
WELL G0123-EXPLOSIVES

FIELD ID			G0123					G0123					G0123				
METHOD	Maximum	Detection	SW846 8330A					SW846 8330A					SW846 8330A				
COLLECT DATE	Detection	Frequency	5/19/2022					5/24/2021					6/16/2020				
			Result	Qual	DL	LOD	LOQ	Result	Qual	DL	LOD	LOQ	Result	Qual	DL	LOD	LOQ
EXPLOSIVES (µg/L)																	
1,3,5-Trinitrobenzene		0 / 3	<	U	0.082	0.2	0.21	<	UJ	0.082	0.19	0.2	<	U	0.091	0.22	0.23
1,3-Dinitrobenzene		0 / 3	<	U	0.036	0.098	0.11	<	UJ	0.036	0.097	0.11	<	U	0.04	0.11	0.12
2,4,6-Trinitrotoluene		0 / 3	<	U	0.044	0.098	0.11	<	UJ	0.044	0.097	0.11	<	U	0.049	0.11	0.12
2,4-Dinitrotoluene		0 / 3	<	U	0.027	0.078	0.098	<	UJ	0.027	0.078	0.097	<	U	0.03	0.087	0.11
2,6-Dinitrotoluene		0 / 3	<	U	0.039	0.078	0.098	<	UJ	0.039	0.078	0.097	<	U	0.044	0.087	0.11
2-Amino-4,6-dinitrotoluene	1.6	1 / 3	<	U	0.05	0.098	0.11	<	UJ	0.049	0.097	0.11	1.6		0.055	0.11	0.12
2-Nitrotoluene		0 / 3	<	U	0.084	0.2	0.21	<	UJ	0.083	0.19	0.2	<	U	0.093	0.22	0.23
3-Nitrotoluene		0 / 3	<	U	0.19	0.39	0.39	<	UJ	0.19	0.39	0.39	<	U	0.21	0.43	0.43
4-Amino-2,6-dinitrotoluene	2.2	1 / 3	<	U	0.056	0.12	0.15	<	UJ	0.056	0.12	0.15	2.2		0.063	0.13	0.16
4-Nitrotoluene		0 / 3	<	U	0.098	0.39	0.4	<	UJ	0.097	0.39	0.4	<	U	0.11	0.43	0.45
HMX	62	3 / 3	0.49		0.086	0.2	0.21	19	J	0.085	0.19	0.2	62	J	1.9	4.3	4.6
MNX	5.9 J	1 / 3	<	U	0.15	0.39	2	<	UJ	0.15	0.39	1.9	5.9	J	0.17	0.43	2.2
Nitrobenzene		0 / 3	<	U	0.089	0.2	0.21	<	UJ	0.088	0.19	0.2	<	U	0.099	0.22	0.23
RDX	48	1 / 3	<	U	0.05	0.2	0.21	<	UJ	0.05	0.19	0.2	48	J	1.1	4.3	4.6
Tetryl		0 / 3	<	U	0.031	0.098	0.11	<	UJ	0.031	0.097	0.11	<	U	0.035	0.11	0.12

Notes:
< = less than reporting limit
µg/L = micrograms per liter
HMX = octahydro-1,3,5,7-tetranitro-1,3,5,7-tetrazocine
ID = identification number
J = estimated
LOQ = limit of quantifications
MNX = mono-nitroso-RDX
NA = not analyzed
NRL = no reporting limit
Qual = qualifier
RDX = hexahydro-1,3,5-trinitro-1,3,5-triazine
RL = reporting limit
U = nondetect

E.1 Explosives

E.1.2 OU1 ON-POST PZ WELLS

WELL	TABLE
PZ001	E.1.2-1
PZ004	E.1.2-2
PZ005	E.1.2-3
PZ006	E.1.2-4
PZ007	E.1.2-5
PZ008	E.1.2-6
PZ009	E.1.2-7
PZ010	E.1.2-8
PZ011	E.1.2-9
PZ012	E.1.2-10
PZ013	E.1.2-11
PZ014	E.1.2-12
PZ015	E.1.2-13
PZ016	E.1.2-14
PZ017/PZ017R	E.1.2-15
PZ018	E.1.2-16
PZ019	E.1.2-17
PZ020	E.1.2-18

TABLE E.1.2-1
CORNHUSKER ARMY AMMUNITION PLANT
PIEZOMETER PZ001-EXPLOSIVES

FIELD ID			PZ001					PZ001					PZ001					PZ001					PZ001					PZ001					PZ001				
METHOD	Maximum	Detection	SW846 M8330					SW846 M8330					SW846 M8330					SW846 M8330					SW846 M8330					SW846 M8330					SW846 M8330				
COLLECT DATE	Detection	Frequency	5/16/2022					5/24/2021					6/10/2020					6/4/2019					3/19/2018					3/24/2017					8/4/2016				
			Result	Qual	DL	LOD	LOQ	Result	Qual	DL	LOD	LOQ	Result	Qual	DL	LOD	LOQ	Result	Qual	DL	LOD	LOQ	Result	Qual	DL	LOD	LOQ	Result	Qual	DL	LOD	LOQ	Result	DL	LOD	LOQ	Qual
EXPLOSIVES (µg/L)																																					
1,3,5-Trinitrobenzene	0.096 J	1 / 25	<	U	0.09	0.21	0.22	<	U	0.081	0.19	0.2	<	U	0.087	0.21	0.22	<	U	0.2	0.4	1	<	U	0.031	0.1	0.15	0.096	J	0.033	0.11	0.16	<	0.22	0.44	1.1	U
1,3-Dinitrobenzene	-	0 / 25	<	U	0.039	0.11	0.12	<	U	0.035	0.096	0.11	<	U	0.038	0.1	0.11	<	U	0.089	0.2	0.4	<	U	0.051	0.1	0.15	<	U	0.053	0.11	0.16	<	0.097	0.22	0.44	U
2,4,6-Trinitrotoluene	-	0 / 25	<	U	0.048	0.11	0.12	<	U	0.043	0.096	0.11	<	U	0.047	0.1	0.11	<	U	0.16	0.4	0.4	<	U	0.051	0.1	0.15	<	U	0.053	0.11	0.16	<	0.079	0.22	0.44	U
2,4-Dinitrotoluene	0.772 J	1 / 25	<	U	0.029	0.085	0.11	<	U	0.026	0.077	0.096	<	U	0.028	0.083	0.1	<	U	0.084	0.2	0.4	<	U	0.051	0.1	0.13	<	U	0.053	0.11	0.14	<	0.091	0.22	0.44	U
2,6-Dinitrotoluene	-	0 / 25	<	U	0.043	0.085	0.11	<	U	0.038	0.077	0.096	<	U	0.042	0.083	0.1	<	U	0.065	0.2	0.2	<	U	0.051	0.1	0.13	<	U	0.053	0.11	0.14	<	0.07	0.22	0.22	U
2-Amino-4,6-dinitrotoluene	-	0 / 25	<	U	0.054	0.11	0.12	<	U	0.049	0.096	0.11	<	UJ	0.053	0.1	0.11	<	U	0.051	0.12	0.2	<	U	0.03	0.1	0.15	<	U	0.032	0.11	0.16	<	0.055	0.13	0.22	U
2-Nitrotoluene	-	0 / 25	<	U	0.091	0.21	0.22	<	UJ	0.082	0.19	0.2	<	U	0.089	0.21	0.22	<	UJ	0.086	0.2	0.4	<	U	0.089	0.2	0.51	<	U	0.092	0.21	0.53	<	0.093	0.22	0.44	U
3-Nitrotoluene	-	0 / 25	<	U	0.21	0.43	0.43	<	UJ	0.19	0.38	0.38	<	U	0.2	0.41	0.41	<	U	0.2	0.4	0.4	<	U	0.058	0.2	0.51	<	U	0.06	0.21	0.53	<	0.091	0.22	0.44	U
4-Amino-2,6-dinitrotoluene	-	0 / 25	<	U	0.062	0.13	0.16	<	U	0.055	0.12	0.14	<	U	0.06	0.12	0.16	<	U	0.058	0.12	0.2	<	U	0.051	0.1	0.15	<	U	0.053	0.11	0.16	<	0.063	0.13	0.22	U
4-Nitrotoluene	0.11 J	1 / 25	<	U	0.11	0.43	0.44	<	UJ	0.096	0.38	0.39	0.11	J	0.1	0.41	0.43	<	UJ	0.2	0.4	1	<	U	0.089	0.2	0.51	<	U	0.092	0.21	0.53	<	0.22	0.44	1.1	U
HMX	0.49 J	9 / 25	<	U	0.094	0.21	0.22	0.3	J	0.084	0.19	0.2	<	U	0.091	0.21	0.22	<	UJ	0.16	0.4	2	0.25		0.028	0.1	0.15	<	U	0.038	0.11	0.16	<	0.096	0.22	0.44	U
MNX	-	0 / 19	<	U	0.16	0.43	2.1	<	U	0.15	0.38	1.9	<	U	0.16	0.41	2.1	<	U	0.088	0.2	0.4	<	U	0.036	0.1	0.51	<	U	0.029	0.11	0.53	<	0.39	0.39	2.2	U
Nitrobenzene	-	0 / 25	<	U	0.097	0.21	0.22	<	U	0.087	0.19	0.2	<	U	0.094	0.21	0.22	<	U	0.092	0.2	0.4	<	U	0.051	0.1	0.15	<	U	0.053	0.11	0.16	<	0.099	0.22	0.44	U
RDX	1.4	8 / 25	<	U	0.055	0.21	0.22	<	U	0.049	0.19	0.2	<	UJ	0.053	0.21	0.22	<	U	0.16	0.4	0.4	0.15		0.036	0.1	0.15	0.34		0.038	0.11	0.16	<	0.057	0.13	0.22	U
Tetryl	-	0 / 25	<	U	0.034	0.11	0.12	<	U	0.031	0.096	0.11	<	U	0.033	0.1	0.11	<	U	0.08	0.2	0.24	<	U	0.051	0.1	0.15	<	U	0.053	0.11	0.16	<	0.086	0.22	0.26	U

Notes:
< = less than reporting limit
µg/L = micrograms per liter
HMX = octahydro-1,3,5,7-tetranitro-1,3,5,7-tetrazocine
ID = identification number
J = estimated
LOQ = limit of quantification
MNX = mono-nitroso-RDX
NA = not analyzed
NRL = no reporting limit
Qual = qualifier
RDX = hexahydro-1,3,5-trinitro-1,3,5-triazine
RL = reporting limit
U = nondetect

TABLE E.1.2-1
CORNHUSKER ARMY AMMUNITION PLANT
PIEZOMETER PZ001-EXPLOSIVES

FIELD ID			PZ001					PZ001			PZ001			PZ001			PZ001			PZ001			PZ001			PZ001			PZ001			PZ001			PZ001		
METHOD	Maximum	Detection	SW846 M8330					SW846 M8330			SW846 M8330			SW846 M8330			SW846 M8330			SW846 M8330			SW846 M8330			SW846 M8330			SW846 M8330			SW846 M8330			SW846 M8330		
COLLECT DATE	Detection	Frequency	8/5/2015					8/18/2014			3/11/2013			3/5/2012			3/7/2011			3/2/2010			3/9/2009			3/17/2008			3/14/2007			3/27/2006			3/22/2005		
			Result	DL	LOD	LOQ	Qual	Result	LOQ	Qual	Result	RL	Qual	Result	RL	Qual	Result	RL	Qual	Result	RL	Qual	Result	RL	Qual	Result	RL	Qual	Result	RL	Qual	Result	RL	Qual	Result	RL	Qual
EXPLOSIVES (µg/L)																																				
1,3,5-Trinitrobenzene	0.096 J	1 / 25	<	0.21	0.43	1.1	U	<	1	U	<	0.8	U	<	0.8	U	<	0.8	U	<	0.99	U	<	0.48	U	<	0.49	U	<	0.49	U	<	0.48	U	<	0.48	U
1,3-Dinitrobenzene	-	0 / 25	<	0.0	0.21	0.43	U	<	0.41	U	<	0.8	U	<	0.8	U	<	0.8	U	<	0.4	U	<	0.48	U	<	0.49	U	<	0.49	U	<	0.48	U	<	0.48	U
2,4,6-Trinitrotoluene	-	0 / 25	<	0.094	0.21	0.43	U	<	0.41	U	<	0.8	U	<	0.8	U	<	0.8	U	<	0.4	U	<	0.48	U	<	0.49	U	<	0.49	U	<	0.48	U	<	0.48	U
2,4-Dinitrotoluene	0.772 J	1 / 25	<	0.089	0.21	0.43	U	<	0.41	U	<	0.8	U	<	0.8	U	<	0.8	U	<	0.4	U	<	0.48	U	<	0.49	U	<	0.49	U	<	0.48	U	<	0.48	U
2,6-Dinitrotoluene	-	0 / 25	<	0.069	0.21	0.21	U	<	0.2	U	<	0.8	U	<	0.8	U	<	0.8	U	<	0.2	U	<	0.48	U	<	0.49	U	<	0.49	U	<	0.48	U	<	0.48	U
2-Amino-4,6-dinitrotoluene	-	0 / 25	<	0.054	0.13	0.21	UJ	<	0.2	U	<	0.8	U	<	0.8	U	<	0.8	U	<	0.2	U	<	0.48	U	<	0.49	U	<	0.49	U	<	0.48	U	<	0.48	U
2-Nitrotoluene	-	0 / 25	<	0.091	0.21	0.43	U	<	0.41	U	<	0.8	U	<	0.8	U	<	0.8	U	<	0.4	U	<	0.48	U	<	0.49	U	<	0.49	U	<	0.48	U	<	0.48	U
3-Nitrotoluene	-	0 / 25	<	0.089	0.21	0.43	U	<	0.41	U	<	0.8	U	<	0.8	U	<	0.8	U	<	0.4	U	<	0.48	U	<	0.49	U	<	0.49	U	<	0.48	U	<	0.48	U
4-Amino-2,6-dinitrotoluene	-	0 / 25	<	0.061	0.13	0.21	U	<	0.2	U	<	1.4	U	<	1.4	U	<	0.8	U	<	0.2	U	<	0.48	U	<	0.49	U	<	0.49	U	<	0.48	U	<	0.48	U
4-Nitrotoluene	0.11 J	1 / 25	<	0.21	0.43	1.1	U	<	1	U	<	0.8	U	<	0.8	U	<	0.8	U	<	0.99	U	<	0.48	U	<	0.49	U	<	0.49	U	<	0.48	U	<	0.48	U
HMX	0.49 J	9 / 25	<	0.093	0.21	0.43	U	<	0.41	J	0.2	0.8	J	0.28	0.8	J	0.2	0.8	J	0.3	0.4	J	<	0.48	U	<	0.49	U	<	0.49	U	<	0.48	U	0.32	0.48	J
MNX	-	0 / 19	<	0.38	0.38	2.1	U	<	2	U	<	0.8	U	<	0.8	U	<	0.8	U	<	2	U	<	0.48	U	<	0.49	U	<	0.49	U	<	0.48	U	<	0.48	U
Nitrobenzene	-	0 / 25	<	0.097	0.21	0.43	U	<	0.41	U	<	0.8	U	<	0.8	U	<	0.8	U	<	0.4	U	<	0.48	U	<	0.49	U	<	0.49	U	<	0.48	U	<	0.48	U
RDX	1.4	8 / 25	<	0.056	0.13	0.21	U	<	0.2	U	<	0.8	U	0.55	0.8	J	<	0.8	U	<	0.2	U	<	0.48	U	<	0.49	U	<	0.49	U	1	0.48		0.64	0.48	
Tetryl	-	0 / 25	<	0.084	0.21	0.26	U	<	0.24	U	<	1.6	U	<	0.8	U	<	0.8	U	<	0.24	U	<	0.48	U	<	0.49	U	<	0.49	U	<	0.48	U	<	0.48	U

Notes:
< = less than reporting limit
µg/L = micrograms per liter
HMX = octahydro-1,3,5,7-tetranitro-1,3,5,7-tetrazocine
ID = identification number
J = estimated
LOQ = limit of quantification
MNX = mono-nitroso-RDX
NA = not analyzed
NRL = no reporting limit
Qual = qualifier
RDX = hexahydro-1,3,5-trinitro-1,3,5-triazine
RL = reporting limit
U = nondetect

TABLE E.1.2-1
CORNHUSKER ARMY AMMUNITION PLANT
PIEZOMETER PZ001-EXPLOSIVES

FIELD ID			PZ001			PZ001			PZ001			PZ001			PZ001			PZ001			PZ001		
METHOD	Maximum	Detection	SW846 M8330			SW846 M8330			SW846 M8330			SW846 M8330			SW846 M8330			SW846 M8330			UW51		
COLLECT DATE	Detection	Frequency	3/23/2004			3/20/2003			3/22/2002			3/28/2001			3/15/2000			3/29/1999			6/24/1998		
			Result	RL	Qual	Result	RL	Qual	Result	RL	Qual	Result	RL	Qual	Result	RL	Qual	Result	RL	Qual	Result	RL	Qual
EXPLOSIVES (µg/L)																							
1,3,5-Trinitrobenzene	0.096 J	1 / 25	<	0.28	U	<	0.24	U	<	0.44	U	<	0.8	U	<	0.8	U	<	0.8	U	<	1.00	UJ
1,3-Dinitrobenzene	-	0 / 25	<	0.28	U	<	0.24	U	<	0.29	U	<	0.8	U	<	0.8	U	<	0.8	U	<	0.500	UJ
2,4,6-Trinitrotoluene	-	0 / 25	<	0.28	U	<	0.24	U	<	0.37	U	<	0.8	U	<	1.5	U	<	0.8	U	<	1.00	UJ
2,4-Dinitrotoluene	0.772 J	1 / 25	<	0.55	U	<	0.46	U	<	0.29	U	<	0.8	U	<	1.1	U	<	0.8	U	0.772	0.500	J
2,6-Dinitrotoluene	-	0 / 25	<	0.55	U	<	0.46	U	<	1.1	U	<	0.8	U	<	1.1	U	<	0.8	U	<	0.500	UJ
2-Amino-4,6-dinitrotoluene	-	0 / 25	<	0.55	U	<	0.46	U	<	0.46	U	<	0.8	U	<	1	U	<	0.8	U	<	0.500	UJ
2-Nitrotoluene	-	0 / 25	<	0.55	U	<	0.46	U	<	0.90	U	<	0.8	U	<	1.1	U	<	0.8	U	<	1.00	UJ
3-Nitrotoluene	-	0 / 25	<	0.55	U	<	0.46	U	<	0.57	U	<	0.8	U	<	1.1	U	<	0.8	U	<	1.00	UJ
4-Amino-2,6-dinitrotoluene	-	0 / 25	<	0.55	U	<	0.46	U	<	0.77	U	<	0.8	U	<	1	U	<	0.8	U	<	1.00	UJ
4-Nitrotoluene	0.11 J	1 / 25	<	0.88	U	<	0.75	U	<	1.8	U	<	0.8	U	<	1.1	U	<	0.8	U	<	1.00	UJ
HMX	0.49 J	9 / 25	0.49	0.69	J	0.4	0.58	J	<	1.2	U	<	1	U	<	0.8	U	<	0.8	U	<	0.500	UJ
MNX	-	0 / 19	<	0.28	U		NA			NA			NA			NA			NA			NA	
Nitrobenzene	-	0 / 25	<	0.28	U	<	0.24	U	<	0.51	U	<	0.8	U	<	0.8	U	<	0.8	U	<	0.500	UJ
RDX	1.4	8 / 25	1.1	0.28		1.4	0.24		0.79	0.73		<	0.8	U	<	0.8	U	<	0.8	U	<	1.00	UJ
Tetryl	-	0 / 25	<	0.55	U	<	0.46	U	<	1.2	U	<	0.8	U	<	1.3	U	<	0.8	U	<	0.500	UJ

Notes:
< = less than reporting limit
µg/L = micrograms per liter
HMX = octahydro-1,3,5,7-tetranitro-1,3,5,7-tetrazocine
ID = identification number
J = estimated
LOQ = limit of quantification
MNX = mono-nitroso-RDX
NA = not analyzed
NRL = no reporting limit
Qual = qualifier
RDX = hexahydro-1,3,5-trinitro-1,3,5-triazine
RL = reporting limit
U = nondetect

TABLE E.1.2-2
CORNHUSKER ARMY AMMUNITION PLANT
PIEZOMETER PZ004-EXPLOSIVES

FIELD ID			PZ004					PZ004					PZ004					PZ004					PZ004					PZ004					PZ004				
METHOD	Maximum	Detection	SW846 M8330					SW846 M8330					SW846 M8330					SW846 M8330					SW846 M8330					SW846 M8330					SW846 M8330				
COLLECT DATE	Detection	Frequency	5/16/2022					5/24/2021					6/10/2020					6/4/2019					3/19/2018					3/24/2017					8/4/2016				
			Result	Qual	DL	LOD	LOQ	Result	Qual	DL	LOD	LOQ	Result	Qual	DL	LOD	LOQ	Result	Qual	DL	LOD	LOQ	Result	Qual	DL	LOD	LOQ	Result	Qual	DL	LOD	LOQ	Result	DL	LOD	LOQ	Qual
EXPLOSIVES (µg/L)																																				
1,3,5-Trinitrobenzene	-	0 / 25	<	U	0.089	0.21	0.22	<	U	0.083	0.2	0.21	<	U	0.088	0.21	0.22	<	U	0.2	0.4	1	<	U	0.032	0.1	0.16	<	U	0.032	0.1	0.15	<	0.22	0.44	1.1	U
1,3-Dinitrobenzene	-	0 / 25	<	U	0.039	0.11	0.12	<	U	0.036	0.098	0.11	<	U	0.038	0.1	0.11	<	U	0.089	0.2	0.4	<	U	0.052	0.1	0.16	<	U	0.052	0.1	0.15	<	0.098	0.22	0.44	U
2,4,6-Trinitrotoluene	-	0 / 25	<	U	0.047	0.11	0.12	<	U	0.044	0.098	0.11	<	U	0.047	0.1	0.11	<	U	0.16	0.4	0.4	<	U	0.052	0.1	0.16	<	U	0.052	0.1	0.15	<	0.08	0.22	0.44	U
2,4-Dinitrotoluene	0.854 J	1 / 25	<	U	0.029	0.084	0.11	<	U	0.027	0.079	0.098	<	U	0.029	0.083	0.1	<	U	0.085	0.2	0.4	<	U	0.052	0.1	0.14	<	U	0.052	0.1	0.13	<	0.092	0.22	0.44	U
2,6-Dinitrotoluene	-	0 / 25	<	U	0.042	0.084	0.11	<	U	0.039	0.079	0.098	<	U	0.042	0.083	0.1	<	U	0.065	0.2	0.2	<	U	0.052	0.1	0.14	<	U	0.052	0.1	0.13	<	0.071	0.22	0.22	U
2-Amino-4,6-dinitrotoluene	-	0 / 25	<	U	0.053	0.11	0.12	<	U	0.05	0.098	0.11	<	U	0.053	0.1	0.11	<	U	0.051	0.12	0.2	<	U	0.031	0.1	0.16	<	U	0.031	0.1	0.15	<	0.056	0.13	0.22	U
2-Nitrotoluene	-	0 / 25	<	U	0.09	0.21	0.22	<	UJ	0.084	0.2	0.21	<	U	0.089	0.21	0.22	<	UJ	0.086	0.2	0.4	<	U	0.091	0.21	0.52	<	U	0.091	0.21	0.52	<	0.094	0.22	0.44	U
3-Nitrotoluene	-	0 / 25	<	U	0.21	0.42	0.42	<	UJ	0.19	0.39	0.39	<	U	0.2	0.42	0.42	<	U	0.2	0.4	0.4	<	U	0.059	0.21	0.52	<	U	0.059	0.21	0.52	<	0.092	0.22	0.44	U
4-Amino-2,6-dinitrotoluene	-	0 / 25	<	U	0.061	0.13	0.16	<	U	0.057	0.12	0.15	<	U	0.06	0.13	0.16	<	U	0.058	0.12	0.2	<	U	0.052	0.1	0.16	<	U	0.052	0.1	0.15	<	0.064	0.13	0.22	U
4-Nitrotoluene	-	0 / 25	<	U	0.11	0.42	0.43	<	UJ	0.098	0.39	0.4	<	U	0.1	0.42	0.43	<	UJ	0.2	0.4	1	<	U	0.091	0.21	0.52	<	U	0.091	0.21	0.52	<	0.22	0.44	1.1	U
HMX	-	0 / 25	<	U	0.092	0.21	0.22	<	U	0.086	0.2	0.21	<	U	0.091	0.21	0.22	<	U	0.16	0.4	2	<	U	0.029	0.1	0.16	<	U	0.037	0.1	0.15	<	0.097	0.22	0.44	U
MNX	-	0 / 19	<	U	0.16	0.42	2.1	<	U	0.15	0.39	2	<	U	0.16	0.42	2.1	<	U	0.088	0.2	0.4	<	U	0.037	0.1	0.52	<	U	0.029	0.1	0.52	<	0.4	0.4	2.2	U
Nitrobenzene	-	0 / 25	<	U	0.096	0.21	0.22	<	U	0.09	0.2	0.21	<	U	0.095	0.21	0.22	<	U	0.092	0.2	0.4	<	U	0.052	0.1	0.16	<	U	0.052	0.1	0.15	<	0.1	0.22	0.44	U
RDX	0.45	3 / 25	<	U	0.054	0.21	0.22	<	U	0.051	0.2	0.21	<	U	0.21	0.22	0.054	<	U	0.16	0.4	0.4	<	U	0.037	0.1	0.16	<	U	0.037	0.1	0.15	<	0.058	0.13	0.22	U
Tetryl	-	0 / 25	<	U	0.034	0.11	0.12	<	U	0.031	0.098	0.11	<	U	0.1	0.11	0.033	<	U	0.08	0.2	0.24	<	U	0.052	0.1	0.16	<	U	0.052	0.1	0.15	<	0.087	0.22	0.26	U

Notes:
< = less than reporting limit
µg/L = micrograms per liter
HMX = octahydro-1,3,5,7-tetranitro-1,3,5,7-tetrazocine
ID = identification number
J = estimated
LOQ = limit of quantification
MNX = mono-nitroso-RDX
NA = not analyzed
NRL = no reporting limit
Qual = qualifier
RDX = hexahydro-1,3,5-trinitro-1,3,5-triazine
RL = reporting limit
U = nondetect

TABLE E.1.2-2
CORNHUSKER ARMY AMMUNITION PLANT
PIEZOMETER PZ004-EXPLOSIVES

FIELD ID			PZ004					PZ004			PZ004			PZ004			PZ004			PZ004			PZ004			PZ004			PZ004			PZ004			PZ004		
METHOD	Maximum	Detection	SW846 M8330					SW846 M8330			SW846 M8330			SW846 M8330			SW846 M8330			SW846 M8330			SW846 M8330			SW846 M8330			SW846 M8330			SW846 M8330			SW846 M8330		
COLLECT DATE	Detection	Frequency	8/5/2015					8/18/2014			3/11/2013			3/5/2012			3/7/2011			3/2/2010			3/9/2009			3/17/2008			3/14/2007			3/27/2006			3/22/2005		
			Result	DL	LOD	LOQ	Qual	Result	LOQ	Qual	Result	RL	Qual	Result	RL	Qual	Result	RL	Qual	Result	RL	Qual	Result	RL	Qual	Result	RL	Qual	Result	RL	Qual	Result	RL	Qual	Result	RL	Qual
EXPLOSIVES (µg/L)																																				
1,3,5-Trinitrobenzene	-	0 / 25	<	0.21	0.43	1.1	U	<	1	U	<	0.8	U	<	0.8	U	<	0.8	U	<	1	U	<	0.48	U	<	0.5	U	<	0.51	U	<	0.48	U	<	0.48	U
1,3-Dinitrobenzene	-	0 / 25	<	0.094	0.21	0.43	U	<	0.41	U	<	0.8	U	<	0.8	U	<	0.8	U	<	0.4	U	<	0.48	U	<	0.5	U	<	0.51	U	<	0.48	U	<	0.48	U
2,4,6-Trinitrotoluene	-	0 / 25	<	0.077	0.21	0.43	U	<	0.41	U	<	0.8	U	<	0.8	U	<	0.8	U	<	0.4	U	<	0.48	U	<	0.5	U	<	0.51	U	<	0.48	U	<	0.48	U
2,4-Dinitrotoluene	0.854 J	1 / 25	<	0.089	0.21	0.43	U	<	0.41	U	<	0.8	U	<	0.8	U	<	0.8	U	<	0.4	U	<	0.48	U	<	0.5	U	<	0.51	U	<	0.48	U	<	0.48	U
2,6-Dinitrotoluene	-	0 / 25	<	0.069	0.21	0.21	U	<	0.2	U	<	0.8	U	<	0.8	U	<	0.8	U	<	0.2	U	<	0.48	U	<	0.5	U	<	0.51	U	<	0.48	U	<	0.48	U
2-Amino-4,6-dinitrotoluene	-	0 / 25	<	0.054	0.13	0.21	U	<	0.2	U	<	0.8	U	<	0.8	U	<	0.8	U	<	0.2	U	<	0.48	U	<	0.5	U	<	0.51	U	<	0.48	U	<	0.48	U
2-Nitrotoluene	-	0 / 25	<	0.091	0.21	0.43	U	<	0.41	U	<	0.8	U	<	0.8	U	<	0.8	U	<	0.4	U	<	0.48	U	<	0.5	U	<	0.51	U	<	0.48	U	<	0.48	U
3-Nitrotoluene	-	0 / 25	<	0.089	0.21	0.43	U	<	0.41	U	<	0.8	U	<	0.8	U	<	0.8	U	<	0.4	U	<	0.48	U	<	0.5	U	<	0.51	U	<	0.48	U	<	0.48	U
4-Amino-2,6-dinitrotoluene	-	0 / 25	<	0.061	0.13	0.21	U	<	0.2	U	<	1.4	U	<	1.4	U	<	0.8	U	<	0.2	U	<	0.48	U	<	0.5	U	<	0.51	U	<	0.48	U	<	0.48	U
4-Nitrotoluene	-	0 / 25	<	0.21	0.43	1.1	U	<	1	U	<	0.8	U	<	0.8	U	<	0.8	U	<	1	U	<	0.48	U	<	0.5	U	<	0.51	U	<	0.48	U	<	0.48	U
HMX	-	0 / 25	<	0.093	0.21	0.43	U	<	0.41	U	<	0.8	U	<	0.8	U	<	0.8	U	<	0.4	U	<	0.48	U	<	0.5	U	<	0.51	U	<	0.48	U	<	0.48	U
MNX	-	0 / 19	<	0.38	0.38	2.1	U	<	2	U	<	0.8	U	<	0.8	U	<	0.8	U	<	2	U	<	0.48	U	<	0.5	U	<	0.51	U	<	0.48	U	<	0.48	U
Nitrobenzene	-	0 / 25	<	0.097	0.21	0.43	U	<	0.41	U	<	0.8	U	<	0.8	U	<	0.8	U	<	0.4	U	<	0.48	U	<	0.5	U	<	0.51	U	<	0.48	U	<	0.48	U
RDX	0.45	3 / 25	<	0.056	0.13	0.21	U	<	0.2	U	<	0.8	U	<	0.8	U	<	0.8	U	<	0.2	U	<	0.48	U	<	0.5	U	<	0.51	U	<	0.48	U	0.3	0.48	J
Tetryl	-	0 / 25	<	0.084	0.21	0.26	U	<	0.24	U	<	1.6	U	<	0.8	U	<	0.8	U	<	0.24	U	<	0.48	U	<	0.5	U	<	0.51	U	<	0.48	U	<	0.48	U

Notes:
< = less than reporting limit
µg/L = micrograms per liter
HMX = octahydro-1,3,5,7-tetranitro-1,3,5,7-tetrazocine
ID = identification number
J = estimated
LOQ = limit of quantification
MNX = mono-nitroso-RDX
NA = not analyzed
NRL = no reporting limit
Qual = qualifier
RDX = hexahydro-1,3,5-trinitro-1,3,5-triazine
RL = reporting limit
U = nondetect

TABLE E.1.2-2
CORNHUSKER ARMY AMMUNITION PLANT
PIEZOMETER PZ004-EXPLOSIVES

FIELD ID			PZ004			PZ004			PZ004			PZ004			PZ004			PZ004			PZ004		
METHOD	Maximum	Detection	SW846 M8330			SW846 M8330			SW846 M8330			SW846 M8330			SW846 M8330			SW846 M8330			UW51		
COLLECT DATE	Detection	Frequency	3/23/2004			3/20/2003			3/22/2002			3/30/2001			3/15/2000			3/29/1999			6/24/1998		
			Result	RL	Qual	Result	RL	Qual	Result	RL	Qual	Result	RL	Qual	Result	RL	Qual	Result	RL	Qual	Result	RL	Qual
EXPLOSIVES (µg/L)																							
1,3,5-Trinitrobenzene	-	0 / 25	<	0.31	U	<	0.22	U	<	0.30	U	<	0.8	U	<	0.8	U	<	0.8	U	<	1.00	UJ
1,3-Dinitrobenzene	-	0 / 25	<	0.31	U	<	0.22	U	<	0.20	U	<	0.8	U	<	0.8	U	<	0.8	U	<	0.500	UJ
2,4,6-Trinitrotoluene	-	0 / 25	<	0.31	U	<	0.22	U	<	0.25	U	<	0.8	U	<	1.5	U	<	0.8	U	<	1.00	UJ
2,4-Dinitrotoluene	0.854 J	1 / 25	<	0.59	U	<	0.42	U	<	0.20	U	<	0.8	U	<	1.1	U	<	0.8	U	0.854	0.500	J
2,6-Dinitrotoluene	-	0 / 25	<	0.59	U	<	0.42	U	<	0.78	U	<	0.8	U	<	1.1	U	<	0.8	U	<	0.500	UJ
2-Amino-4,6-dinitrotoluene	-	0 / 25	<	0.59	U	<	0.42	U	<	0.31	U	<	0.8	U	<	1	U	<	0.8	U	<	0.500	UJ
2-Nitrotoluene	-	0 / 25	<	0.59	U	<	0.42	U	<	0.61	U	<	0.8	U	<	1.1	U	<	0.8	U	<	1.00	UJ
3-Nitrotoluene	-	0 / 25	<	0.59	U	<	0.42	U	<	0.39	U	<	0.8	U	<	1.1	U	<	0.8	U	<	1.00	UJ
4-Amino-2,6-dinitrotoluene	-	0 / 25	<	0.59	U	<	0.42	U	<	0.52	U	<	0.8	U	<	1	U	<	0.8	U	<	1.00	UJ
4-Nitrotoluene	-	0 / 25	<	0.96	U	<	0.68	U	<	1.2	U	<	0.8	U	<	1.1	U	<	0.8	U	<	1.00	UJ
HMX	-	0 / 25	<	0.75	U	<	0.53	U	<	0.85	U	<	1	U	<	0.8	U	<	0.8	U	<	0.500	UJ
MNX	-	0 / 19	<	0.31	U		NA			NA			NA			NA			NA			NA	
Nitrobenzene	-	0 / 25	<	0.31	U	<	0.22	U	<	0.35	U	<	0.8	U	<	0.8	U	<	0.8	U	<	0.500	UJ
RDX	0.45	3 / 25	0.45	0.31		0.32	0.22		<	0.50	U	<	0.8	U	<	0.8	U	<	0.8	U	<	1.00	UJ
Tetryl	-	0 / 25	<	0.59	U	<	0.42	U	<	0.82	U	<	0.8	U	<	1.3	U	<	0.8	U	<	0.500	UJ

Notes:
< = less than reporting limit
µg/L = micrograms per liter
HMX = octahydro-1,3,5,7-tetranitro-1,3,5,7-tetrazocine
ID = identification number
J = estimated
LOQ = limit of quantification
MNX = mono-nitroso-RDX
NA = not analyzed
NRL = no reporting limit
Qual = qualifier
RDX = hexahydro-1,3,5-trinitro-1,3,5-triazine
RL = reporting limit
U = nondetect

TABLE E.1.2-3
CORNHUSKER ARMY AMMUNITION PLANT
PIEZOMETER PZ005-EXPLOSIVES

FIELD ID			PZ005					PZ005					PZ005					PZ005					PZ005					PZ005					PZ005				
METHOD	Maximum	Detection	SW846 M8330					SW846 M8330					SW846 M8330					SW846 M8330					SW846 M8330					SW846 M8330					SW846 M8330				
COLLECT DATE	Detection	Frequency	5/17/2022					5/24/2021					6/11/2020					6/5/2019					3/14/2018					3/23/2017					8/8/2016				
			Result	Qual	DL	LOD	LOQ	Result	Qual	DL	LOD	LOQ	Result	Qual	DL	LOD	LOQ	Result	Qual	DL	LOD	LOQ	Result	Qual	DL	LOD	LOQ	Result	Qual	DL	LOD	LOQ	Result	DL	LOD	LOQ	Qual
EXPLOSIVES (µg/L)																																					
1,3,5-Trinitrobenzene	-	0 / 21	<	U	0.094	0.22	0.23	<	U	0.085	0.2	0.21	<	U	0.087	0.21	0.22	<	U	0.19	0.39	0.97	<	U	0.032	0.1	0.16	<	UJ	0.033	0.11	0.16	<	0.23	0.47	1.2	U
1,3-Dinitrobenzene	-	0 / 21	<	U	0.041	0.11	0.12	<	U	0.037	0.1	0.11	<	U	0.038	0.1	0.11	<	U	0.086	0.19	0.39	<	U	0.052	0.1	0.16	<	UJ	0.054	0.11	0.16	<	0.1	0.23	0.47	U
2,4,6-Trinitrotoluene	0.21 J	1 / 21	<	U	0.05	0.11	0.12	<	U	0.045	0.1	0.11	<	U	0.047	0.1	0.11	<	U	0.16	0.39	0.39	<	U	0.052	0.1	0.16	0.21	J	0.054	0.11	0.16	<	0.084	0.23	0.47	U
2,4-Dinitrotoluene	-	0 / 21	<	U	0.031	0.089	0.11	<	U	0.028	0.081	0.1	<	U	0.028	0.083	0.1	<	U	0.082	0.19	0.39	<	U	0.052	0.1	0.13	<	UJ	0.054	0.11	0.14	<	0.097	0.23	0.47	U
2,6-Dinitrotoluene	-	0 / 21	<	U	0.045	0.089	0.11	<	U	0.04	0.081	0.1	<	U	0.042	0.083	0.1	<	U	0.063	0.19	0.19	<	U	0.052	0.1	0.13	<	UJ	0.054	0.11	0.14	<	0.075	0.23	0.23	U
2-Amino-4,6-dinitrotoluene	0.19 J	5 / 21	<	U	0.057	0.11	0.12	<	U	0.051	0.1	0.11	0.076	J	0.053	0.1	0.11	<	U	0.049	0.12	0.19	<	U	0.031	0.1	0.16	0.09	J	0.032	0.11	0.16	0.19	0.059	0.14	0.23	J
2-Nitrotoluene	-	0 / 21	<	U	0.096	0.22	0.23	<	UJ	0.086	0.2	0.21	<	U	0.089	0.21	0.22	<	UJ	0.083	0.19	0.39	<	U	0.091	0.21	0.52	<	UJ	0.094	0.21	0.54	<	0.099	0.23	0.47	U
3-Nitrotoluene	-	0 / 21	<	U	0.22	0.45	0.45	<	UJ	0.2	0.4	0.4	<	U	0.2	0.42	0.42	<	U	0.19	0.39	0.39	<	U	0.059	0.21	0.52	<	UJ	0.061	0.21	0.54	<	0.097	0.23	0.47	U
4-Amino-2,6-dinitrotoluene	0.78	8 / 21	<	U	0.065	0.13	0.17	<	U	0.058	0.12	0.15	<	U	0.06	0.12	0.16	<	U	0.056	0.12	0.19	<	U	0.052	0.1	0.16	0.62	J	0.054	0.11	0.16	<	0.067	0.14	0.23	U
4-Nitrotoluene	-	0 / 21	<	U	0.11	0.45	0.46	<	UJ	0.1	0.4	0.41	<	U	0.1	0.42	0.43	<	U	0.19	0.39	0.97	<	U	0.091	0.21	0.52	<	UJ	0.094	0.21	0.54	<	0.23	0.47	1.2	U
HMX	0.061 J	1 / 21	<	U	0.098	0.22	0.23	<	U	0.088	0.4	2	<	U	0.091	0.21	0.22	<	U	0.085	0.19	0.39	0.061	J	0.029	0.1	0.16	<	UJ	0.039	0.11	0.16	<	0.1	0.23	0.47	U
MNX	-	0 / 15	<	U	0.17	0.45	2.2	<	U	0.16	0.2	0.21	<	U	0.16	0.42	2.1	<	U	0.15	0.39	1.9	<	U	0.037	0.1	0.52	<	UJ	0.03	0.11	0.54	<	0.42	0.42	2.3	U
Nitrobenzene	-	0 / 21	<	U	0.1	0.22	0.23	<	U	0.092	0.2	0.21	<	U	0.094	0.21	0.22	<	U	0.089	0.19	0.39	<	U	0.052	0.1	0.16	<	UJ	0.054	0.11	0.16	<	0.11	0.23	0.47	U
RDX	0.22 J	1 / 21	<	U	0.058	0.22	0.23	<	U	0.052	0.2	0.21	<	U	0.053	0.21	0.22	<	U	0.15	0.39	0.39	0.22	J	0.037	0.1	0.16	<	UJ	0.039	0.11	0.16	<	0.061	0.14	0.23	U
Tetryl	0.12 J	1 / 21	<	U	0.036	0.11	0.12	<	U	0.032	0.1	0.11	<	U	0.033	0.1	0.11	<	U	0.077	0.19	0.23	<	U	0.052	0.1	0.16	0.12	J	0.054	0.11	0.16	<	0.092	0.23	0.28	U

Notes:
< = less than reporting limit
µg/L = micrograms per liter
HMX = octahydro-1,3,5,7-tetranitro-1,3,5,7-tetrazocine
ID = identification number
J = estimated
LOQ = limit of quantification
MNX = mono-nitroso-RDX
NA = not analyzed
NRL = no reporting limit
Qual = qualifier
RDX = hexahydro-1,3,5-trinitro-1,3,5-triazine
RL = reporting limit
U = nondetect

TABLE E.1.2-3
CORNHUSKER ARMY AMMUNITION PLANT
PIEZOMETER PZ005-EXPLOSIVES

FIELD ID			PZ005					PZ005			PZ005			PZ005			PZ005			PZ005			PZ005			PZ005			PZ005			PZ005			PZ005		
METHOD	Maximum	Detection	SW846 M8330					SW846 M8330			SW846 M8330			SW846 M8330			SW846 M8330			SW846 M8330			SW846 M8330			SW846 M8330			SW846 M8330			SW846 M8330			SW846 M8330		
COLLECT DATE	Detection	Frequency	8/5/2015					8/7/2014			3/8/2013			None			3/13/2008			3/13/2007			3/29/2006			3/18/2005			3/23/2004			3/21/2003			3/21/2002		
			Result	DL	LOD	LOQ	Qual	Result	LOQ	Qual	Result	RL	Qual	Result	RL	Qual	Result	RL	Qual	Result	RL	Qual	Result	RL	Qual	Result	RL	Qual	Result	RL	Qual	Result	RL	Qual	Result	RL	Qual
EXPLOSIVES (µg/L)																																				
1,3,5-Trinitrobenzene	-	0 / 21	<	0.21	0.42	1.1	U	<	1	U	<	0.8	U				<	0.48	U	<	0.49	U	<	0.48	U	<	0.48	U	<	0.29	U	<	0.21	U	<	0.24	U
1,3-Dinitrobenzene	-	0 / 21	<	0.094	0.21	0.42	U	<	0.41	U	<	0.8	U				<	0.48	U	<	0.4	U	<	0.48	U	<	0.48	U	<	0.29	U	<	0.21	U	<	0.16	U
2,4,6-Trinitrotoluene	0.21 J	1 / 21	<	0.077	0.21	0.42	U	<	0.41	U	<	0.8	U				<	0.48	U	<	0.49	U	<	0.48	U	<	0.48	U	<	0.29	U	<	0.21	U	<	0.20	U
2,4-Dinitrotoluene	-	0 / 21	<	0.089	0.21	0.42	U	<	0.41	U	<	0.8	U				<	0.48	U	<	0.49	U	<	0.48	U	<	0.48	U	<	0.57	U	<	0.4	U	<	0.16	U
2,6-Dinitrotoluene	-	0 / 21	<	0.068	0.21	0.21	U	<	0.2	U	<	0.8	U	**Not Sampled**			<	0.48	U	<	0.49	U	<	0.48	U	<	0.48	U	<	0.57	U	<	0.4	U	<	0.62	U
2-Amino-4,6-dinitrotoluene	0.19 J	5 / 21	0.12	0.054	0.13	0.21	J	0.16	0.2	J	<	0.8	U	**in 2009, 2010, 2011, 2012**			<	0.48	U	<	0.49	U	<	0.48	U	<	0.48	U	<	0.57	U	<	0.4	U	<	0.25	U
2-Nitrotoluene	-	0 / 21	<	0.090	0.21	0.42	U	<	0.41	U	<	0.8	U				<	0.48	U	<	0.49	U	<	0.48	U	<	0.48	U	<	0.57	U	<	0.4	U	<	0.49	U
3-Nitrotoluene	-	0 / 21	<	0.088	0.21	0.42	U	<	0.41	U	<	0.8	U				<	0.48	U	<	0.49	U	<	0.48	U	<	0.48	U	<	0.57	U	<	0.4	U	<	0.31	U
4-Amino-2,6-dinitrotoluene	0.78	8 / 21	0.14	0.061	0.13	0.21	J	0.1	0.2	J	<	1.4	U				<	0.48	U	0.71	0.49		0.78	0.48		0.39	0.48	J	<	0.57	U	0.19	0.4	J	0.22	0.42	J
4-Nitrotoluene	-	0 / 21	<	0.21	0.21	1.1	U	<	1	U	<	0.8	U				<	0.48	U	<	0.49	U	<	0.48	U	<	0.48	U	<	0.92	U	<	0.64	U	<	1.0	U
HMX	0.061 J	1 / 21	<	0.093	0.21	0.42	U	<	0.41	U	<	0.8	U				<	0.48	U	<	0.49	U	<	0.48	U	<	0.48	U	<	0.72	U	<	0.5	U	<	0.68	U
MNX	-	0 / 15	<	0.38	0.38	2.1	U	<	2	U	<	0.8	U				<	0.48	U	<	0.49	U	<	0.48	U	<	0.48	U	<	0.29	U		NA			NA	
Nitrobenzene	-	0 / 21	<	0.096	0.21	0.42	U	<	0.41	U	<	0.8	U				<	0.48	U	<	0.49	U	<	0.48	U	<	0.48	U	<	0.29	U	<	0.21	U	<	0.28	U
RDX	0.22 J	1 / 21	<	0.055	0.13	0.21	U	<	0.2	U	<	0.8	U				<	0.48	U	<	0.49	U	<	0.48	U	<	0.48	U	<	0.29	U	<	0.21	U	<	0.40	U
Tetryl	0.12 J	1 / 21	<	0.084	0.21	0.25	U	<	0.24	U	<	1.6	U				<	0.48	U	<	0.49	U	<	0.48	U	<	0.48	U	<	0.57	U	<	0.4	U	<	0.66	U

Notes:
< = less than reporting limit
µg/L = micrograms per liter
HMX = octahydro-1,3,5,7-tetranitro-1,3,5,7-tetrazocine
ID = identification number
J = estimated
LOQ = limit of quantification
MNX = mono-nitroso-RDX
NA = not analyzed
NRL = no reporting limit
Qual = qualifier
RDX = hexahydro-1,3,5-trinitro-1,3,5-triazine
RL = reporting limit
U = nondetect

TABLE E.1.2-3
CORNHUSKER ARMY AMMUNITION PLANT
PIEZOMETER PZ005-EXPLOSIVES

FIELD ID			PZ005			PZ005			PZ005			PZ005		
METHOD	Maximum	Detection	SW846 M8330			SW846 M8330			SW846 M8330			UW51		
COLLECT DATE	Detection	Frequency	3/28/2001			3/17/2000			3/30/1999			6/24/1998		
			Result	RL	Qual	Result	RL	Qual	Result	RL	Qual	Result	RL	Qual
EXPLOSIVES (µg/L)														
1,3,5-Trinitrobenzene	-	0 / 21	<	0.8	U	<	0.8	U	<	0.8	U	<	1.00	UJ
1,3-Dinitrobenzene	-	0 / 21	<	0.8	U	<	0.8	U	<	0.8	U	<	0.500	UJ
2,4,6-Trinitrotoluene	0.21 J	1 / 21	<	0.8	U	<	1.5	U	<	0.8	U	<	1.00	UJ
2,4-Dinitrotoluene	-	0 / 21	<	0.8	U	<	1.1	U	<	0.8	U	<	0.500	UJ
2,6-Dinitrotoluene	-	0 / 21	<	0.8	U	<	1.1	U	<	0.8	U	<	0.500	UJ
2-Amino-4,6-dinitrotoluene	0.19 J	5 / 21	<	0.8	U	<	1	U	<	0.8	U	<	0.500	UJ
2-Nitrotoluene	-	0 / 21	<	0.8	U	<	1.1	U	<	0.8	U	<	1.00	UJ
3-Nitrotoluene	-	0 / 21	<	0.8	U	<	1.1	U	<	0.8	U	<	1.00	UJ
4-Amino-2,6-dinitrotoluene	0.78	8 / 21	<	0.8	U	<	1	U	<	0.8	U	<	1.00	UJ
4-Nitrotoluene	-	0 / 21	<	0.8	U	<	1.1	U	<	0.8	U	<	1.00	UJ
HMX	0.061 J	1 / 21	<	1	U	<	0.8	U	<	0.8	U	<	0.500	UJ
MNX	-	0 / 15		NA			NA			NA			NA	
Nitrobenzene	-	0 / 21	<	0.8	U	<	0.8	U	<	0.8	U	<	0.500	UJ
RDX	0.22 J	1 / 21	<	0.8	U	<	0.8	U	<	0.8	U	<	1.00	UJ
Tetryl	0.12 J	1 / 21	<	0.8	U	<	1.3	U	<	0.8	U	<	0.500	UJ

Notes:
< = less than reporting limit
µg/L = micrograms per liter
HMX = octahydro-1,3,5,7-tetranitro-1,3,5,7-tetrazocine
ID = identification number
J = estimated
LOQ = limit of quantification
MNX = mono-nitroso-RDX
NA = not analyzed
NRL = no reporting limit
Qual = qualifier
RDX = hexahydro-1,3,5-trinitro-1,3,5-triazine
RL = reporting limit
U = nondetect

TABLE E.1.2-4
CORNHUSKER ARMY AMMUNITION PLANT
PIEZOMETER PZ006-EXPLOSIVES

FIELD ID			PZ006			PZ006			PZ006			PZ006			PZ006			PZ006			PZ006			PZ006			PZ006			PZ006			PZ006			PZ006		
METHOD	Maximum	Detection	SW846 M8330			SW846 M8330			SW846 M8330			SW846 M8330			SW846 M8330			SW846 M8330			SW846 M8330			SW846 M8330			SW846 M8330			SW846 M8330			SW846 M8330			UW51		
COLLECT DATE	Detection	Frequency	None			3/13/2008			3/13/2007			3/29/2006			3/18/2005			3/23/2004			3/20/2003			3/21/2002			3/28/2001			3/17/2000			3/30/1999			6/24/1998		
			Result	RL	Qual	Result	RL	Qual	Result	RL	Qual	Result	RL	Qual	Result	RL	Qual	Result	RL	Qual	Result	RL	Qual	Result	RL	Qual	Result	RL	Qual	Result	RL	Qual	Result	RL	Qual	Result	RL	Qual
EXPLOSIVES (µg/L)																																						
1,3,5-Trinitrobenzene	-	0 / 11				<	0.48	U	<	0.49	U	<	0.48	U	<	0.48	U	<	0.28	U	<	0.21	U	<	0.34	U	<	0.8	U	<	0.8	U	<	0.8	U	<	1.00	UJ
1,3-Dinitrobenzene	-	0 / 11				<	0.48	U	<	0.49	U	<	0.48	U	<	0.4	U	<	0.28	U	<	0.21	U	<	0.23	U	<	0.8	U	<	0.8	U	<	0.8	U	<	0.500	UJ
2,4,6-Trinitrotoluene	-	0 / 11				<	0.48	U	<	0.49	U	<	0.48	U	<	0.48	U	<	0.28	U	<	0.21	U	<	0.34	U	<	0.8	U	<	1.5	U	<	0.8	U	<	1.00	UJ
2,4-Dinitrotoluene	-	0 / 11				<	0.48	U	<	0.49	U	<	0.48	U	<	0.48	U	<	0.54	U	<	0.41	U	<	0.23	U	<	0.8	U	<	1.1	U	<	0.8	U	<	0.500	UJ
2,6-Dinitrotoluene	-	0 / 11	**Abandoned**			<	0.48	U	<	0.49	U	<	0.48	U	<	0.48	U	<	0.54	U	<	0.41	U	<	0.89	U	<	0.8	U	<	1.1	U	<	0.8	U	<	0.500	UJ
2-Amino-4,6-dinitrotoluene	-	0 / 11	**2009**			<	0.48	U	<	0.49	U	<	0.48	U	<	0.48	U	<	0.54	U	<	0.41	U	<	0.36	U	<	0.8	U	<	1	U	<	0.8	U	<	0.500	UJ
2-Nitrotoluene	-	0 / 11				<	0.48	U	<	0.49	U	<	0.48	U	<	0.48	U	<	0.54	U	<	0.41	U	<	0.70	U	<	0.8	U	<	1.1	U	<	0.8	U	<	1.00	UJ
3-Nitrotoluene	-	0 / 11				<	0.48	U	<	0.49	U	<	0.48	U	<	0.48	U	<	0.54	U	<	0.41	U	<	0.44	U	<	0.8	U	<	1.1	U	<	0.8	U	<	1.00	UJ
4-Amino-2,6-dinitrotoluene	-	0 / 11				<	0.48	U	<	0.49	U	<	0.48	U	<	0.48	U	<	0.54	U	<	0.41	U	<	0.60	U	<	0.8	U	<	1	U	<	0.8	U	<	1.00	UJ
4-Nitrotoluene	-	0 / 11				<	0.48	U	<	0.49	U	<	0.48	U	<	0.48	U	<	0.87	U	<	0.66	U	<	1.4	U	<	0.8	U	<	1.1	U	<	0.8	U	<	1.00	UJ
HMX	-	0 / 11				<	0.48	U	<	0.49	U	<	0.48	U	<	0.48	U	<	0.68	U	<	0.51	U	<	0.97	U	<	1	U	<	0.8	U	<	0.8	U	<	0.500	UJ
MNX	-	0 / 5				<	0.48	U	<	0.49	U	<	0.48	U	<	0.48	U	<	0.28	U		NA			NA			NA			NA			NA			NA		
Nitrobenzene	-	0 / 11				<	0.48	U	<	0.49	U	<	0.48	U	<	0.48	U	<	0.28	U	<	0.21	U	<	0.40	U	<	0.8	U	<	0.8	U	<	0.8	U	<	0.500	UJ
RDX	-	0 / 11				<	0.48	U	<	0.49	U	<	0.48	U	<	0.48	U	<	0.28	U	<	0.21	U	<	0.57	U	<	0.8	U	<	0.8	U	<	0.8	U	<	1.00	UJ
Tetryl	-	0 / 11				<	0.48	U	<	0.49	U	<	0.48	U	<	0.48	U	<	0.54	U	<	0.41	U	<	0.95	U	<	0.8	U	<	1.3	U	<	0.8	U	<	0.500	UJ

Notes:
< = less than reporting limit
µg/L = micrograms per liter
HMX = octahydro-1,3,5,7-tetranitro-1,3,5,7-tetrazocine
ID = identification number
J = estimated
LOQ = limit of quantification
MNX = mono-nitroso-RDX
NA = not analyzed
NRL = no reporting limit
Qual = qualifier
RDX = hexahydro-1,3,5-trinitro-1,3,5-triazine
RL = reporting limit
U = nondetect

TABLE E.1.2-5
CORNHUSKER ARMY AMMUNITION PLANT
PIEZOMETER PZ007-EXPLOSIVES

FIELD ID			PZ007					PZ007					PZ007					PZ007					PZ007					PZ007					PZ007				
METHOD	Maximum	Detection	SW846 M8330					SW846 M8330					SW846 M8330					SW846 M8330					SW846 M8330					SW846 M8330					SW846 M8330				
COLLECT DATE	Detection	Frequency	5/13/2022					5/25/2021					6/11/2020					6/5/2019					3/20/2018					3/27/2017					8/4/2016				
			Result	Qual	DL	LOD	LOQ	Result	Qual	DL	LOD	LOQ	Result	Qual	DL	LOD	LOQ	Result	Qual	DL	LOD	LOQ	Result	Qual	DL	LOD	LOQ	Result	Qual	DL	LOD	LOQ	Result	DL	LOD	LOQ	Qual
EXPLOSIVES (µg/L)																																				
1,3,5-Trinitrobenzene	0.047 J	1 / 25	<	U	0.084	0.2	0.21	<	U	0.085	0.2	0.21	<	U	0.089	0.21	0.22	<	U	0.21	0.42	1.1	<	UJ	0.032	0.1	0.15	0.047	J	0.033	0.1	0.16	<	0.22	0.44	1.1	U
1,3-Dinitrobenzene	-	0 / 25	<	U	0.037	0.099	0.11	<	U	0.037	0.1	0.11	<	U	0.039	0.11	0.12	<	U	0.094	0.21	0.42	<	UJ	0.051	0.1	0.15	<	U	0.052	0.1	0.16	<	0.097	0.22	0.44	U
2,4,6-Trinitrotoluene	-	0 / 25	<	U	0.045	0.099	0.11	<	U	0.045	0.1	0.11	<	U	0.048	0.11	0.12	<	U	0.17	0.42	0.42	<	UJ	0.051	0.1	0.13	<	U	0.052	0.1	0.16	<	0.079	0.22	0.44	U
2,4-Dinitrotoluene	-	0 / 25	<	U	0.027	0.08	0.099	<	U	0.028	0.081	0.1	<	U	0.029	0.085	0.11	<	U	0.089	0.21	0.42	<	UJ	0.051	0.1	0.15	<	U	0.052	0.1	0.14	<	0.092	0.22	0.44	U
2,6-Dinitrotoluene	-	0 / 25	<	U	0.04	0.08	0.099	<	U	0.04	0.081	0.1	<	U	0.043	0.085	0.11	<	U	0.069	0.21	0.21	<	UJ	0.051	0.1	0.13	<	U	0.052	0.1	0.14	<	0.071	0.22	0.22	U
2-Amino-4,6-dinitrotoluene	0.12 J	2 / 25	<	U	0.05	0.099	0.11	<	U	0.051	0.1	0.11	<	U	0.054	0.11	0.12	<	U	0.054	0.13	0.21	<	UJ	0.031	0.1	0.15	<	U	0.031	0.1	0.16	<	0.056	0.13	0.22	U
2-Nitrotoluene	-	0 / 25	<	U	0.085	0.2	0.21	<	UJ	0.086	0.2	0.21	<	U	0.091	0.21	0.22	<	UJ	0.091	0.21	0.42	<	UJ	0.09	0.2	0.51	<	U	0.092	0.21	0.52	<	0.094	0.22	0.44	U
3-Nitrotoluene	-	0 / 25	<	U	0.19	0.4	0.4	<	UJ	0.2	0.4	0.4	<	U	0.21	0.43	0.43	<	UJ	0.21	0.42	0.42	<	UJ	0.058	0.2	0.15	<	U	0.06	0.21	0.52	<	0.091	0.22	0.44	U
4-Amino-2,6-dinitrotoluene	0.23 J	2 / 25	<	U	0.057	0.12	0.15	<	U	0.058	0.12	0.15	<	U	0.061	0.13	0.16	<	U	0.061	0.13	0.21	<	UJ	0.051	0.1	0.15	<	U	0.052	0.1	0.16	<	0.063	0.13	0.22	U
4-Nitrotoluene	-	0 / 25	<	U	0.099	0.4	0.41	<	UJ	0.1	0.4	0.41	<	U	0.11	0.43	0.44	<	U	0.21	0.42	1.1	<	UJ	0.09	0.2	0.15	<	U	0.092	0.21	0.52	<	0.22	0.44	1.1	U
HMX	-	0 / 25	<	U	0.087	0.2	0.21	<	U	0.088	0.2	0.21	<	U	0.093	0.21	0.22	<	U	0.093	0.21	0.42	<	UJ	0.029	0.1	0.51	<	U	0.038	0.1	0.16	<	0.096	0.22	0.44	U
MNX	-	0 / 19	<	U	0.15	0.4	2	<	U	0.16	0.4	2	<	U	0.16	0.43	2.1	<	U	0.16	0.42	2.1	<	UJ	0.037	0.1	0.51	<	U	0.029	0.1	0.52	<	0.39	0.39	2.2	U
Nitrobenzene	-	0 / 25	<	U	0.09	0.2	0.21	<	U	0.092	0.2	0.21	<	U	0.097	0.21	0.22	<	U	0.097	0.21	0.42	<	UJ	0.051	0.1	0.51	<	U	0.052	0.1	0.16	<	0.1	0.22	0.44	U
RDX	-	0 / 25	<	U	0.051	0.2	0.21	<	U	0.052	0.2	0.21	<	U	0.055	0.21	0.22	<	U	0.17	0.42	0.42	<	UJ	0.037	0.1	0.15	<	U	0.038	0.1	0.16	<	0.057	0.13	0.22	U
Tetryl	-	0 / 25	<	U	0.032	0.099	0.11	<	U	0.032	0.1	0.11	<	UJ	0.034	0.11	0.12	<	U	0.084	0.21	0.25	<	UJ	0.051	0.1	0.15	<	U	0.052	0.1	0.16	<	0.087	0.22	0.26	U

Notes:
< = less than reporting limit
µg/L = micrograms per liter
HMX = octahydro-1,3,5,7-tetranitro-1,3,5,7-tetrazocine
ID = identification number
J = estimated
LOQ = limit of quantification
MNX = mono-nitroso-RDX
NA = not analyzed
NRL = no reporting limit
Qual = qualifier
RDX = hexahydro-1,3,5-trinitro-1,3,5-triazine
RL = reporting limit
U = nondetect

TABLE E.1.2-5
CORNHUSKER ARMY AMMUNITION PLANT
PIEZOMETER PZ007-EXPLOSIVES

FIELD ID			PZ007					PZ007			PZ007			PZ007			PZ007			PZ007			PZ007			PZ007			PZ007			PZ007			PZ007		
METHOD	Maximum	Detection	SW846 M8330					SW846 M8330			SW846 M8330			SW846 M8330			SW846 M8330			SW846 M8330			SW846 M8330			SW846 M8330			SW846 M8330			SW846 M8330			SW846 M8330		
COLLECT DATE	Detection	Frequency	8/5/2015					8/19/2014			3/12/2013			3/7/2012			3/9/2011			3/12/2010			3/11/2009			3/14/2008			3/15/2007			3/28/2006			3/17/2005		
			Result	DL	LOD	LOQ	Qual	Result	LOQ	Qual	Result	RL	Qual	Result	RL	Qual	Result	RL	Qual	Result	RL	Qual	Result	RL	Qual	Result	RL	Qual	Result	RL	Qual	Result	RL	Qual	Result	RL	Qual
EXPLOSIVES (µg/L)																																				
1,3,5-Trinitrobenzene	0.047 J	1 / 25	<	0.21	0.43	1.1	U	<	1	U	<	0.8	U	<	0.8	U	<	0.8	U	<	1	U	<	0.48	U	<	0.48	U	<	0.5	U	<	0.48	U	<	0.48	U
1,3-Dinitrobenzene	-	0 / 25	<	0.094	0.21	0.43	U	<	0.41	U	<	0.8	U	<	0.8	U	<	0.8	U	<	0.4	U	<	0.48	U	<	0.48	U	<	0.5	U	<	0.48	U	<	0.48	U
2,4,6-Trinitrotoluene	-	0 / 25	<	0.077	0.21	0.43	U	<	0.41	U	<	0.8	U	<	0.8	U	<	0.8	U	<	0.4	U	<	0.48	U	<	0.48	U	<	0.5	U	<	0.48	U	<	0.48	U
2,4-Dinitrotoluene	-	0 / 25	<	0.089	0.21	0.43	U	<	0.41	U	<	0.8	U	<	0.8	U	<	0.8	U	<	0.4	U	<	0.48	U	<	0.48	U	<	0.5	U	<	0.48	U	<	0.48	U
2,6-Dinitrotoluene	-	0 / 25	<	0.069	0.21	0.21	U	<	0.2	U	<	0.8	U	<	0.8	U	<	0.8	U	<	0.2	U	<	0.48	U	<	0.48	U	<	0.5	U	<	0.48	U	<	0.48	U
2-Amino-4,6-dinitrotoluene	0.12 J	2 / 25	<	0.054	0.13	0.21	U	<	0.2	U	<	0.8	U	<	0.8	U	<	0.8	U	<	0.2	U	<	0.48	U	<	0.48	U	<	0.5	U	<	0.48	U	<	0.48	U
2-Nitrotoluene	-	0 / 25	<	0.091	0.21	0.43	U	<	0.41	U	<	0.8	U	<	0.8	U	<	0.8	U	<	0.4	U	<	0.48	U	<	0.48	U	<	0.5	U	<	0.48	U	<	0.48	U
3-Nitrotoluene	-	0 / 25	<	0.089	0.21	0.43	U	<	0.41	U	<	0.8	U	<	0.8	U	<	0.8	U	<	0.4	U	<	0.48	U	<	0.48	U	<	0.5	U	<	0.48	U	<	0.48	U
4-Amino-2,6-dinitrotoluene	0.23 J	2 / 25	<	0.061	0.13	0.21	U	<	0.2	U	<	1.4	U	<	1.4	U	<	0.8	U	<	0.2	U	<	0.48	U	<	0.48	U	<	0.5	U	<	0.48	U	<	0.48	U
4-Nitrotoluene	-	0 / 25	<	0.21	0.43	1.1	U	<	1	U	<	0.8	U	<	0.8	U	<	0.8	U	<	1	U	<	0.48	U	<	0.48	U	<	0.5	U	<	0.48	U	<	0.48	U
HMX	-	0 / 25	<	0.093	0.21	0.43	U	<	0.41	U	<	0.8	U	<	0.8	U	<	0.8	U	<	0.4	U	<	0.48	U	<	0.48	U	<	0.5	U	<	0.48	U	<	0.48	U
MNX	-	0 / 19	<	0.38	0.38	2.1	U	<	2	U	<	0.8	U	<	0.8	U	<	0.8	U	<	2	U	<	0.48	U	<	0.48	U	<	0.5	U	<	0.48	U	<	0.48	U
Nitrobenzene	-	0 / 25	<	0.097	0.21	0.43	U	<	0.41	U	<	0.8	U	<	0.8	U	<	0.8	U	<	0.4	U	<	0.48	U	<	0.48	U	<	0.5	U	<	0.48	U	<	0.48	U
RDX	-	0 / 25	<	0.056	0.13	0.21	U	<	0.2	U	<	0.8	U	<	0.8	U	<	0.8	U	<	0.2	U	<	0.48	U	<	0.48	U	<	0.5	U	<	0.48	U	<	0.48	U
Tetryl	-	0 / 25	<	0.084	0.21	0.26	U	<	0.24	U	<	1.6	U	<	0.8	U	<	0.8	U	<	0.24	U	<	0.48	U	<	0.48	U	<	0.5	U	<	0.48	U	<	0.48	U

Notes:
< = less than reporting limit
µg/L = micrograms per liter
HMX = octahydro-1,3,5,7-tetranitro-1,3,5,7-tetrazocine
ID = identification number
J = estimated
LOQ = limit of quantification
MNX = mono-nitroso-RDX
NA = not analyzed
NRL = no reporting limit
Qual = qualifier
RDX = hexahydro-1,3,5-trinitro-1,3,5-triazine
RL = reporting limit
U = nondetect

TABLE E.1.2-5
CORNHUSKER ARMY AMMUNITION PLANT
PIEZOMETER PZ007-EXPLOSIVES

FIELD ID			PZ007			PZ007			PZ007			PZ007			PZ007			PZ007			PZ007		
METHOD	Maximum	Detection	SW846 M8330			SW846 M8330			SW846 M8330			SW846 M8330			SW846 M8330			SW846 M8330			UW51		
COLLECT DATE	Detection	Frequency	3/23/2004			3/19/2003			3/26/2002			3/27/2001			3/20/2000			3/30/1999			6/23/1998		
			Result	RL	Qual	Result	RL	Qual	Result	RL	Qual	Result	RL	Qual	Result	RL	Qual	Result	RL	Qual	Result	RL	Qual
EXPLOSIVES (µg/L)																							
1,3,5-Trinitrobenzene	0.047 J	1 / 25	<	0.21	U	<	0.16	U	<	0.35	U	<	0.8	U	<	0.8	U	<	0.8	U	<	1.00	UJ
1,3-Dinitrobenzene	-	0 / 25	<	0.21	U	<	0.16	U	<	0.23	U	<	0.8	U	<	0.8	U	<	0.8	U	<	0.500	UJ
2,4,6-Trinitrotoluene	-	0 / 25	<	0.21	U	<	0.16	U	<	0.29	U	<	0.8	U	<	1.5	U	<	0.8	U	<	1.00	UJ
2,4-Dinitrotoluene	-	0 / 25	<	0.41	U	<	0.31	U	<	0.23	U	<	0.8	U	<	1.1	U	<	0.8	U	<	0.500	UJ
2,6-Dinitrotoluene	-	0 / 25	<	0.41	U	<	0.31	U	<	0.90	U	<	0.8	U	<	1.1	U	<	0.8	U	<	0.500	UJ
2-Amino-4,6-dinitrotoluene	0.12 J	2 / 25	<	0.41	U	<	0.31	U	0.12	0.36	J	0.11	0.8	J	<	1	U	<	0.8	U	<	0.500	UJ
2-Nitrotoluene	-	0 / 25	<	0.41	U	<	0.31	U	<	0.71	U	<	0.8	U	<	1.1	U	<	0.8	U	<	1.00	UJ
3-Nitrotoluene	-	0 / 25	<	0.41	U	<	0.31	U	<	0.45	U	<	0.8	U	<	1.1	U	<	0.8	U	<	1.00	UJ
4-Amino-2,6-dinitrotoluene	0.23 J	2 / 25	<	0.41	U	0.16	0.31	J	<	0.61	U	0.23	0.8	J	<	1	U	<	0.8	U	<	1.00	UJ
4-Nitrotoluene	-	0 / 25	<	0.67	U	<	0.5	U	<	1.5	U	<	0.8	U	<	1.1	U	<	0.8	U	<	1.00	UJ
HMX	-	0 / 25	<	0.52	U	<	0.39	U	<	0.99	U	<	1	U	<	0.8	U	<	0.8	U	<	0.500	UJ
MNX	-	0 / 19	<	0.21	U		NA			NA			NA			NA			NA			NA	
Nitrobenzene	-	0 / 25	<	0.21	U	<	0.16	U	<	0.41	U	<	0.8	U	<	0.8	U	<	0.8	U	<	0.500	UJ
RDX	-	0 / 25	<	0.21	U	<	0.16	U	<	0.58	U	<	0.8	U	<	0.8	U	<	0.8	U	<	1.00	UJ
Tetryl	-	0 / 25	<	0.41	U	<	0.31	U	<	0.96	U	<	0.8	U	<	1.3	U	<	0.8	U	<	0.500	UJ

Notes:
< = less than reporting limit
µg/L = micrograms per liter
HMX = octahydro-1,3,5,7-tetranitro-1,3,5,7-tetrazocine
ID = identification number
J = estimated
LOQ = limit of quantification
MNX = mono-nitroso-RDX
NA = not analyzed
NRL = no reporting limit
Qual = qualifier
RDX = hexahydro-1,3,5-trinitro-1,3,5-triazine
RL = reporting limit
U = nondetect

TABLE E.1.2-6
CORNHUSKER ARMY AMMUNITION PLANT
PIEZOMETER PZ008-EXPLOSIVES

FIELD ID			PZ008			PZ008			PZ008			PZ008			PZ008			PZ008			PZ008			PZ008			PZ008			PZ008			PZ008			PZ008		
METHOD	Maximum	Detection	SW846 M8330			SW846 M8330			SW846 M8330			SW846 M8330			SW846 M8330			SW846 M8330			SW846 M8330			SW846 M8330			SW846 M8330			SW846 M8330			SW846 M8330			UW51		
COLLECT DATE	Detection	Frequency	None			3/14/2008			3/15/2007			3/28/2006			3/17/2005			3/23/2004			3/19/2003			3/25/2002			3/27/2001			3/20/2000			3/30/1999			6/23/1998		
			Result	RL	Qual	Result	RL	Qual	Result	RL	Qual	Result	RL	Qual	Result	RL	Qual	Result	RL	Qual	Result	RL	Qual	Result	RL	Qual	Result	RL	Qual	Result	RL	Qual	Result	RL	Qual	Result	RL	Qual
EXPLOSIVES (µg/L)																																						
1,3,5-Trinitrobenzene	-	0 / 11				<	0.49	U	<	0.52	U	<	0.48	U	<	0.48	U	<	0.27	U	<	0.29	U	<	0.30	U	<	0.8	U	<	0.8	U	<	0.8	U	<	1.00	UJ
1,3-Dinitrobenzene	-	0 / 11				<	0.49	U	<	0.52	U	<	0.48	U	<	0.4	U	<	0.27	U	<	0.29	U	<	0.20	U	<	0.8	U	<	0.8	U	<	0.8	U	<	0.500	UJ
2,4,6-Trinitrotoluene	-	0 / 11				<	0.49	U	<	0.52	U	<	0.48	U	<	0.48	U	<	0.27	U	<	0.29	U	<	0.25	U	<	0.8	U	<	1.5	U	<	0.8	U	<	1.00	UJ
2,4-Dinitrotoluene	-	0 / 11				<	0.49	U	<	0.52	U	<	0.48	U	<	0.48	U	<	0.52	U	<	0.56	U	<	0.20	U	<	0.8	U	<	1.1	U	<	0.8	U	<	0.500	UJ
2,6-Dinitrotoluene	-	0 / 11	**Abandoned**			<	0.49	U	<	0.52	U	<	0.48	U	<	0.48	U	<	0.52	U	<	0.56	U	<	0.78	U	<	0.8	U	<	1.1	U	<	0.8	U	<	0.500	UJ
2-Amino-4,6-dinitrotoluene	-	0 / 11	**2009**			<	0.49	U	<	0.52	U	<	0.48	U	<	0.48	U	<	0.52	U	<	0.56	U	<	0.31	U	<	0.8	U	<	1	U	<	0.8	U	<	0.500	UJ
2-Nitrotoluene	-	0 / 11				<	0.49	U	<	0.52	U	<	0.48	U	<	0.48	U	<	0.52	U	<	0.56	U	<	0.61	U	<	0.8	U	<	1.1	U	<	0.8	U	<	1.00	UJ
3-Nitrotoluene	-	0 / 11				<	0.49	U	<	0.52	U	<	0.48	U	<	0.48	U	<	0.52	U	<	0.56	U	<	0.39	U	<	0.8	U	<	1.1	U	<	0.8	U	<	1.00	UJ
4-Amino-2,6-dinitrotoluene	-	0 / 11				<	0.49	U	<	0.52	U	<	0.48	U	<	0.48	U	<	0.52	U	<	0.56	U	<	0.52	U	<	0.8	U	<	1	U	<	0.8	U	<	1.00	UJ
4-Nitrotoluene	-	0 / 11				<	0.49	U	<	0.52	U	<	0.48	U	<	0.48	U	<	0.84	U	<	0.9	U	<	1.2	U	<	0.8	U	<	1.1	U	<	0.8	U	<	1.00	UJ
HMX	-	0 / 11				<	0.49	U	<	0.52	U	<	0.48	U	<	0.48	U	<	0.66	U	<	0.7	U	<	0.85	U	<	1	U	<	0.8	U	<	0.8	U	<	0.500	UJ
MNX	-	0 / 5				<	0.49	U	<	0.52	U	<	0.48	U	<	0.48	U	<	0.27	U		NA			NA			NA			NA			NA			NA		
Nitrobenzene	-	0 / 11				<	0.49	U	<	0.52	U	<	0.48	U	<	0.48	U	<	0.27	U	<	0.29	U	<	0.35	U	<	0.8	U	<	0.8	U	<	0.8	U	<	0.500	UJ
RDX	-	0 / 11				<	0.49	U	<	0.52	U	<	0.48	U	<	0.48	U	<	0.27	U	<	0.29	U	<	0.50	U	<	0.8	U	<	0.8	U	<	0.8	U	<	1.00	UJ
Tetryl	-	0 / 11				<	0.49	U	<	0.52	U	<	0.48	U	<	0.48	U	<	0.52	U	<	0.56	U	<	0.82	U	<	0.8	U	<	1.3	U	<	0.8	U	<	0.500	UJ

Notes:
< = less than reporting limit
µg/L = micrograms per liter
HMX = octahydro-1,3,5,7-tetranitro-1,3,5,7-tetrazocine
ID = identification number
J = estimated
LOQ = limit of quantification
MNX = mono-nitroso-RDX
NA = not analyzed
NRL = no reporting limit
Qual = qualifier
RDX = hexahydro-1,3,5-trinitro-1,3,5-triazine
RL = reporting limit
U = nondetect

TABLE E.1.2-7
CORNHUSKER ARMY AMMUNITION PLANT
PIEZOMETER PZ009-EXPLOSIVES

FIELD ID			PZ009					PZ009					PZ009					PZ009					PZ009					PZ009					PZ009				
METHOD	Maximum	Detection	SW846 M8330					SW846 M8330					SW846 M8330					SW846 M8330					SW846 M8330					SW846 M8330					SW846 M8330				
COLLECT DATE	Detection	Frequency	5/17/2022					5/22/2021					6/10/2020					6/5/2019					3/15/2018					3/24/2017					8/8/2016				
			Result	Qual	DL	LOD	LOQ	Result	Qual	DL	LOD	LOQ	Result	Qual	DL	LOD	LOQ	Result	Qual	DL	LOD	LOQ	Result	Qual	DL	LOD	LOQ	Result	Qual	DL	LOD	LOQ	Result	DL	LOD	LOQ	Qual
EXPLOSIVES (µg/L)																																					
1,3,5-Trinitrobenzene	19.6	24 / 25	2.3		0.092	0.22	0.23	1.5		0.08	0.19	0.2	1.4		0.09	0.21	0.22	1.2		0.2	0.4	1	1.5	J	0.032	0.1	0.15	2		0.032	0.1	0.16	1.3	0.25	0.5	1.3	
1,3-Dinitrobenzene	-	0 / 25	<	U	0.04	0.11	0.12	<	U	0.035	0.095	0.1	<	U	0.039	0.11	0.12	<	U	0.089	0.2	0.4	<	UJ	0.051	0.1	0.15	<	U	0.052	0.1	0.16	<	0.11	0.25	0.5	U
2,4,6-Trinitrotoluene	19.9	23 / 25	1		0.049	0.11	0.12	0.78		0.043	0.095	0.1	0.71		0.048	0.11	0.12	0.55		0.16	0.4	0.4	0.77	J	0.051	0.1	0.15	1		0.052	0.1	0.16	0.61	0.091	0.25	0.5	
2,4-Dinitrotoluene	-	0 / 25	<	U	0.03	0.088	0.11	<	U	0.026	0.076	0.095	<	U	0.029	0.085	0.11	<	U	0.084	0.2	0.4	<	UJ	0.051	0.1	0.13	<	U	0.052	0.1	0.14	<	0.1	0.25	0.5	U
2,6-Dinitrotoluene	-	0 / 25	<	U	0.044	0.088	0.11	<	U	0.038	0.076	0.095	<	U	0.043	0.085	0.11	<	U	0.065	0.2	0.2	<	UJ	0.051	0.1	0.13	<	U	0.052	0.1	0.14	<	0.081	0.25	0.25	U
2-Amino-4,6-dinitrotoluene	4.15	25 / 25	1.1		0.056	0.11	0.12	0.74	J	0.048	0.095	0.1	0.66		0.054	0.11	0.12	0.71		0.051	0.12	0.2	1.2	J	0.031	0.1	0.15	1.1		0.031	0.1	0.16	0.49	0.063	0.15	0.25	
2-Nitrotoluene	-	0 / 25	<	U	0.094	0.22	0.23	<	UJ	0.082	0.19	0.2	<	U	0.091	0.21	0.22	<	UJ	0.086	0.2	0.4	<	UJ	0.09	0.2	0.51	<	U	0.092	0.21	0.52	<	0.11	0.25	0.5	U
3-Nitrotoluene	-	0 / 25	<	U	0.21	0.44	0.44	<	UJ	0.19	0.38	0.38	<	U	0.21	0.43	0.43	<	U	0.2	0.4	0.4	<	UJ	0.058	0.2	0.51	<	U	0.059	0.21	0.52	<	0.1	0.25	0.5	U
4-Amino-2,6-dinitrotoluene	3.57	22 / 25	1.1		0.063	0.13	0.16	0.72		0.055	0.11	0.14	0.57		0.061	0.13	0.16	0.5		0.058	0.12	0.2	0.93	J	0.051	0.1	0.15	0.78		0.052	0.1	0.16	0.44	0.072	0.15	0.25	
4-Nitrotoluene	-	0 / 25	<	U	0.11	0.44	0.45	<	UJ	0.095	0.38	0.39	<	U	0.11	0.43	0.44	<	U	0.2	0.4	1	<	UJ	0.09	0.2	0.51	<	U	0.092	0.21	0.52	<	0.25	0.5	1.3	U
HMX	-	0 / 25	<	U	0.096	0.22	0.23	<	U	0.084	0.19	0.2	<	U	0.093	0.21	0.22	<	U	0.088	0.2	0.4	<	UJ	0.029	0.1	0.15	<	U	0.038	0.1	0.16	<	0.11	0.25	0.5	U
MNX	-	0 / 19	<	U	0.17	0.44	2.2	<	U	0.15	0.38	1.9	<	U	0.16	0.43	2.1	<	U	0.15	0.4	2	<	UJ	0.037	0.1	0.51	<	U	0.029	0.1	0.52	<	0.45	0.45	2.5	U
Nitrobenzene	-	0 / 25	<	U	0.1	0.22	0.23	<	U	0.087	0.19	0.2	<	U	0.097	0.21	0.22	<	U	0.091	0.2	0.4	<	UJ	0.051	0.1	0.15	<	U	0.052	0.1	0.16	<	0.11	0.25	0.5	U
RDX	1.07	3 / 25	<	U	0.056	0.22	0.23	<	U	0.049	0.19	0.2	<	U	0.055	0.21	0.22	<	U	0.16	0.4	0.4	<	UJ	0.037	0.1	0.15	<	U	0.038	0.1	0.16	<	0.065	0.15	0.25	U
Tetryl	-	0 / 25	<	U	0.035	0.11	0.12	<	U	0.03	0.095	0.1	<	U	0.034	0.11	0.12	<	U	0.079	0.2	0.24	<	UJ	0.051	0.1	0.15	<	U	0.052	0.1	0.16	<	0.099	0.25	0.3	U

Notes:
< = less than reporting limit
µg/L = micrograms per liter
HMX = octahydro-1,3,5,7-tetranitro-1,3,5,7-tetrazocine
ID = identification number
J = estimated
LOQ = limit of quantification
MNX = mono-nitroso-RDX
NA = not analyzed
NRL = no reporting limit
Qual = qualifier
RDX = hexahydro-1,3,5-trinitro-1,3,5-triazine
RL = reporting limit
U = nondetect

TABLE E.1.2-7
CORNHUSKER ARMY AMMUNITION PLANT
PIEZOMETER PZ009-EXPLOSIVES

FIELD ID			PZ009					PZ009			PZ009			PZ009			PZ009			PZ009			PZ009			PZ009			PZ009			PZ009			PZ009		
METHOD	Maximum	Detection	SW846 M8330					SW846 M8330			SW846 M8330			SW846 M8330			SW846 M8330			SW846 M8330			SW846 M8330			SW846 M8330			SW846 M8330			SW846 M8330			SW846 M8330		
COLLECT DATE	Detection	Frequency	8/6/2015					8/13/2014			3/14/2013			3/9/2012			3/10/2011			3/16/2010			3/12/2009			3/17/2008			3/16/2007			3/28/2006			3/16/2005		
			Result	DL	LOD	LOQ	Qual	Result	LOQ	Qual	Result	RL	Qual	Result	RL	Qual	Result	RL	Qual	Result	RL	Qual	Result	RL	Qual	Result	RL	Qual	Result	RL	Qual	Result	RL	Qual	Result	RL	Qual
EXPLOSIVES (µg/L)																																				
1,3,5-Trinitrobenzene	19.6	24 / 25	2.3	0.22	0.43	1.1		2.3	1.1		2.5	0.8	J	1.8	0.8		1.1	0.8		1.4	1		1.4	0.48		1.7	0.49		2.5	0.49		3.5	0.48		4.6	0.48	
1,3-Dinitrobenzene	-	0 / 25	<	0.096	0.22	0.43	U	<	0.42	U	<	0.8	U	<	0.8	U	<	0.8	U	<	0.4	U	<	0.48	U	<	0.49	U	<	0.49	U	<	0.48	U	<	0.48	U
2,4,6-Trinitrotoluene	19.9	23 / 25	1.4	0.078	0.22	0.43		0.9	0.42		1.1	0.8	J	0.61	0.8	J	<	0.8	U	0.75	0.4		0.96	0.48		0.93	0.49		<	0.49	U	1.1	0.48		1.2	0.48	
2,4-Dinitrotoluene	-	0 / 25	<	0.091	0.22	0.43	U	<	0.42	U	<	0.8	U	<	0.8	U	<	0.8	U	<	0.4	U	<	0.48	U	<	0.49	U	<	0.49	U	<	0.48	U	<	0.48	U
2,6-Dinitrotoluene	-	0 / 25	<	0.070	0.22	0.22	U	<	0.21	U	<	0.8	U	<	0.8	U	<	0.8	U	<	0.2	U	<	0.48	U	<	0.49	U	<	0.49	U	<	0.48	U	<	0.48	U
2-Amino-4,6-dinitrotoluene	4.15	25 / 25	0.89	0.055	0.13	0.22	J	1.6	0.21	J	1.8	0.8	J	1.1	0.8		0.85	0.8		1.3	0.2		1.3	0.48		1.1	0.49		0.63	0.49		2.6	0.48		1.6	0.48	P
2-Nitrotoluene	-	0 / 25	<	0.093	0.21	0.43	U	<	0.42	U	<	0.8	U	<	0.8	U	<	0.8	U	<	0.4	U	<	0.48	U	<	0.49	U	<	0.49	U	<	0.48	U	<	0.48	U
3-Nitrotoluene	-	0 / 25	<	0.090	0.21	0.43	U	<	0.42	U	<	0.8	U	<	0.8	U	<	0.8	U	<	0.4	U	<	0.48	U	<	0.49	U	<	0.49	U	<	0.48	U	<	0.48	U
4-Amino-2,6-dinitrotoluene	3.57	22 / 25	0.82	0.063	0.13	0.22	J	1.1	0.21		1.3	1.4	J	<	1.4	U	<	0.8	U	0.64	0.2		0.84	0.48		0.74	0.49		<	0.49	U	1.1	0.48		0.86	0.48	
4-Nitrotoluene	-	0 / 25	<	0.22	0.22	1.1	U	<	1.1	U	<	0.8	U	<	0.8	U	<	0.8	U	<	1	U	<	0.48	U	<	0.49	U	<	0.49	U	<	0.48	U	<	0.48	U
HMX	-	0 / 25	<	0.095	0.22	0.43	U	<	0.42	U	<	0.8	U	<	0.8	U	<	0.8	U	<	0.4	U	<	0.48	U	<	0.49	U	<	0.49	U	<	0.48	U	<	0.48	U
MNX	-	0 / 19	<	0.39	0.38	2.2	U	<	2.1	U	<	0.8	U	<	0.8	U	<	0.8	U	<	2	U	<	0.48	U	<	0.49	U	<	0.49	U	<	0.48	U	<	0.48	U
Nitrobenzene	-	0 / 25	<	0.099	0.22	0.43	U	<	0.42	U	<	0.8	U	<	0.8	U	<	0.8	U	<	0.4	U	<	0.48	U	<	0.49	U	<	0.49	U	<	0.48	U	<	0.48	U
RDX	1.07	3 / 25	<	0.057	0.13	0.22	U	<	0.21	U	<	0.8	U	<	0.8	U	<	0.8	U	<	0.2	U	<	0.48	U	<	0.49	U	<	0.49	U	<	0.48	U	<	0.48	U
Tetryl	-	0 / 25	<	0.09	0.22	0.26	U	<	0.25	UJ	<	1.6	U	<	0.8	U	<	0.8	U	<	0.24	U	<	0.48	U	<	0.49	U	<	0.49	U	<	0.48	U	<	0.48	U

Notes:
< = less than reporting limit
µg/L = micrograms per liter
HMX = octahydro-1,3,5,7-tetranitro-1,3,5,7-tetrazocine
ID = identification number
J = estimated
LOQ = limit of quantification
MNX = mono-nitroso-RDX
NA = not analyzed
NRL = no reporting limit
Qual = qualifier
RDX = hexahydro-1,3,5-trinitro-1,3,5-triazine
RL = reporting limit
U = nondetect

TABLE E.1.2-7
CORNHUSKER ARMY AMMUNITION PLANT
PIEZOMETER PZ009-EXPLOSIVES

FIELD ID			PZ009			PZ009			PZ009			PZ009			PZ009			PZ009			PZ009		
METHOD	Maximum	Detection	SW846 M8330			SW846 M8330			SW846 M8330			SW846 M8330			SW846 M8330			SW846 M8330			UW51		
COLLECT DATE	Detection	Frequency	3/18/2004			3/20/2003			3/25/2002			3/26/2001			3/20/2000			3/31/1999			6/22/1998		
			Result	RL	Qual	Result	RL	Qual	Result	RL	Qual	Result	RL	Qual	Result	RL	Qual	Result	RL	Qual	Result	RL	Qual
EXPLOSIVES (µg/L)																							
1,3,5-Trinitrobenzene	19.6	24 / 25	8.1	0.18		<	0.16	U	8.9	1.4	J	14	0.8		14	0.8		18.3	1.6		19.6	1.00	
1,3-Dinitrobenzene	-	0 / 25	<	0.18	U	<	0.16	U	<	0.18	UJ	<	0.8	U	<	0.8	U	<	0.8	U	<	0.500	U
2,4,6-Trinitrotoluene	19.9	23 / 25	2.1	0.18		4.5	0.16		4.4	0.23	J	9.3	0.8		11	1.5		19.9	1.6		19.4	1.00	
2,4-Dinitrotoluene	-	0 / 25	<	0.35	U	<	0.31	U	<	0.18	U	<	0.8	U	<	1.1	U	<	0.8	U	<	0.500	U
2,6-Dinitrotoluene	-	0 / 25	<	0.35	U	<	0.31	U	<	0.71	U	<	0.8	U	<	1.1	U	<	0.8	U	<	0.500	U
2-Amino-4,6-dinitrotoluene	4.15	25 / 25	2.4	0.35		3.3	0.31		2.8	0.29	J	3	0.8		2.1	1		3.67	0.8		4.15	0.500	
2-Nitrotoluene	-	0 / 25	<	0.35	U	<	0.31	U	<	0.56	U	<	0.8	U	<	1.1	U	<	0.8	U	<	1.00	U
3-Nitrotoluene	-	0 / 25	<	0.35	U	<	0.31	U	<	0.36	U	<	0.8	U	<	1.1	U	<	0.8	U	<	1.00	U
4-Amino-2,6-dinitrotoluene	3.57	22 / 25	1.2	0.35		1.9	0.31		1.5	0.48	J	1.8	0.8		1.1	1		2.33	0.8		3.57	1.00	J*
4-Nitrotoluene	-	0 / 25	<	0.57	U	<	0.5	U	<	1.2	U	<	0.8	U	<	1.1	U	<	0.8	U	<	1.00	U
HMX	-	0 / 25	<	0.44	U	<	0.39	U	<	0.78	U	<	1	U	<	0.8	U	<	0.8	U	<	0.500	U
MNX	-	0 / 19	<	0.18	U		NA			NA			NA			NA			NA			NA	
Nitrobenzene	-	0 / 25	<	0.18	U	<	0.16	U	<	0.32	U	<	0.8	U	<	0.8	U	<	0.8	U	<	0.500	U
RDX	1.07	3 / 25	<	0.18	U	<	0.16	U	<	0.46	U	0.22	0.8	J	<	0.8	U	0.594	0.8	J	1.07	1.00	
Tetryl	-	0 / 25	<	0.35	U	<	0.31	U	<	0.76	U	<	0.8	U	<	1.3	U	<	0.8	U	<	0.500	U

Notes:
< = less than reporting limit
µg/L = micrograms per liter
HMX = octahydro-1,3,5,7-tetranitro-1,3,5,7-tetrazocine
ID = identification number
J = estimated
LOQ = limit of quantification
MNX = mono-nitroso-RDX
NA = not analyzed
NRL = no reporting limit
Qual = qualifier
RDX = hexahydro-1,3,5-trinitro-1,3,5-triazine
RL = reporting limit
U = nondetect

TABLE E.1.2-8
CORNHUSKER ARMY AMMUNITION PLANT
PIEZOMETER PZ010-EXPLOSIVES

FIELD ID			PZ010					PZ010					PZ010					PZ010					PZ010					PZ010					PZ010				
METHOD	Maximum	Detection	SW846 M8330					SW846 M8330					SW846 M8330					SW846 M8330					SW846 M8330					SW846 M8330					SW846 M8330				
COLLECT DATE	Detection	Frequency	5/17/2022					5/22/2021					6/10/2020					6/6/2019					3/14/2018					3/24/2017					8/6/2016				
			Result	Qual	DL	LOD	LOQ	Result	Qual	DL	LOD	LOQ	Result	Qual	DL	LOD	LOQ	Result	Qual	DL	LOD	LOQ	Result	Qual	DL	LOD	LOQ	Result	Qual	DL	LOD	LOQ	Result	DL	LOD	LOQ	Qual
EXPLOSIVES (µg/L)																																					
1,3,5-Trinitrobenzene	91	11 / 25	<	U	0.089	0.21	0.22	<	U	0.081	0.19	0.2	<	U	0.086	0.2	0.21	<	U	0.21	0.41	1	<	UJ	0.033	0.11	0.14	<	UJ	0.032	0.1	0.16	<	0.23	0.46	1.2	U
1,3-Dinitrobenzene	-	0 / 25	<	U	0.039	0.11	0.12	<	U	0.035	0.096	0.11	<	U	0.038	0.1	0.11	<	U	0.091	0.21	0.41	<	UJ	0.053	0.11	0.16	<	UJ	0.052	0.1	0.16	<	0.1	0.23	0.46	U
2,4,6-Trinitrotoluene	125	12 / 25	<	U	0.047	0.11	0.12	<	U	0.043	0.096	0.11	<	U	0.046	0.1	0.11	<	U	0.16	0.41	0.41	<	UJ	0.053	0.11	0.16	<	UJ	0.052	0.1	0.16	<	0.084	0.23	0.46	U
2,4-Dinitrotoluene	-	0 / 25	<	U	0.029	0.084	0.11	<	U	0.026	0.077	0.096	<	U	0.028	0.082	0.1	<	U	0.086	0.21	0.41	<	UJ	0.053	0.11	0.16	<	UJ	0.052	0.1	0.14	<	0.097	0.23	0.46	U
2,6-Dinitrotoluene	-	0 / 25	<	U	0.042	0.084	0.11	<	U	0.038	0.077	0.096	<	U	0.041	0.082	0.1	<	U	0.066	0.21	0.21	<	UJ	0.053	0.11	0.53	<	UJ	0.052	0.1	0.14	<	0.075	0.23	0.23	U
2-Amino-4,6-dinitrotoluene	9.84	17 / 25	0.62	J	0.054	0.11	0.12	<	U	0.049	0.096	0.11	0.42	J	0.052	0.1	0.11	<	U	0.052	0.12	0.21	0.27	J	0.032	0.11	0.14	<	UJ	0.031	0.1	0.16	<	0.059	0.14	0.23	U
2-Nitrotoluene	-	0 / 25	<	U	0.09	0.21	0.22	<	UJ	0.082	0.19	0.2	<	U	0.087	0.2	0.21	<	UJ	0.088	0.21	0.41	<	UJ	0.093	0.21	0.16	<	UJ	0.092	0.21	0.52	<	0.099	0.23	0.46	U
3-Nitrotoluene	0.68 J	1 / 25	<	U	0.21	0.42	0.42	<	UJ	0.19	0.38	0.38	<	U	0.2	0.41	0.41	<	UJ	0.2	0.41	0.41	<	UJ	0.06	0.21	0.16	<	UJ	0.06	0.21	0.52	<	0.097	0.23	0.46	U
4-Amino-2,6-dinitrotoluene	7.9 J	15 / 25	0.95	U	0.061	0.13	0.16	1.5	J	0.055	0.12	0.14	<	U	0.059	0.12	0.15	<	UJ	0.059	0.12	0.21	0.57	J	0.053	0.11	0.16	0.13	J	0.052	0.1	0.16	<	0.067	0.14	0.23	U
4-Nitrotoluene	-	0 / 25	<	U	0.11	0.42	0.43	<	UJ	0.096	0.38	0.39	<	U	0.1	0.41	0.42	<	UJ	0.21	0.41	1	<	UJ	0.093	0.21	0.53	<	UJ	0.092	0.21	0.52	<	0.23	0.46	1.2	U
HMX	0.97 J	1 / 25	<	U	0.092	0.21	0.22	<	U	0.084	0.19	0.2	<	U	0.09	0.2	0.21	<	U	0.09	0.21	0.41	<	UJ	0.03	0.11	0.53	0.97	J	0.038	0.1	0.16	<	0.1	0.23	0.46	U
MNX	21 J	2 / 19	<	U	0.16	0.42	2.1	<	U	0.15	0.38	1.9	<	U	0.16	0.41	2	<	U	0.16	0.41	2.1	<	UJ	0.038	0.11	0.53	0.47	J	0.029	0.1	0.52	<	0.42	0.42	2.3	U
Nitrobenzene	-	0 / 25	<	U	0.096	0.21	0.22	<	U	0.087	0.19	0.2	<	U	0.093	0.2	0.21	<	U	0.093	0.21	0.41	<	UJ	0.053	0.11	0.16	<	UJ	0.052	0.1	0.16	<	0.11	0.23	0.46	U
RDX	1.4	4 / 25	<	U	0.054	0.21	0.22	<	U	0.049	0.19	0.2	<	U	0.053	0.2	0.21	<	U	0.16	0.41	0.41	<	UJ	0.038	0.11	0.16	0.26	J	0.038	0.1	0.16	<	0.061	0.14	0.23	U
Tetryl	0.94 J	1 / 25	<	U	0.034	0.11	0.12	<	U	0.031	0.096	0.11	<	U	0.033	0.1	0.11	0.94	J	0.081	0.21	0.25	<	UJ	0.053	0.11	0.16	<	UJ	0.052	0.1	0.16	<	0.092	0.23	0.28	U

Notes:
< = less than reporting limit
µg/L = micrograms per liter
HMX = octahydro-1,3,5,7-tetranitro-1,3,5,7-tetrazocine
ID = identification number
J = estimated
LOQ = limit of quantification
MNX = mono-nitroso-RDX
NA = not analyzed
NRL = no reporting limit
Qual = qualifier
RDX = hexahydro-1,3,5-trinitro-1,3,5-triazine
RL = reporting limit
U = nondetect

TABLE E.1.2-8
CORNHUSKER ARMY AMMUNITION PLANT
PIEZOMETER PZ010-EXPLOSIVES

FIELD ID			PZ010					PZ010			PZ010			PZ010			PZ010			PZ010			PZ010			PZ010			PZ010			PZ010			PZ010		
METHOD	Maximum	Detection	SW846 M8330					SW846 M8330			SW846 M8330			SW846 M8330			SW846 M8330			SW846 M8330			SW846 M8330			SW846 M8330			SW846 M8330			SW846 M8330			SW846 M8330		
COLLECT DATE	Detection	Frequency	8/6/2015					8/13/2014			3/19/2013			3/9/2012			3/10/2011			3/16/2010			3/12/2009			3/17/2008			3/16/2007			3/16/2006			3/16/2005		
			Result	DL	LOD	LOQ	Qual	Result	LOQ	Qual	Result	RL	Qual	Result	RL	Qual	Result	RL	Qual	Result	RL	Qual	Result	RL	Qual	Result	RL	Qual	Result	RL	Qual	Result	RL	Qual	Result	RL	Qual
EXPLOSIVES (µg/L)																																				
1,3,5-Trinitrobenzene	91	11 / 25	<	0.21	0.42	1.1	U	<	1	U	<	0.8	U	<	0.8	U	<	0.8	U	<	1	U	28	0.49		40	0.49		35	0.5		52	4.9		54	2.4	
1,3-Dinitrobenzene	-	0 / 25	<	0.094	0.21	0.42	U	<	0.4	U	<	0.8	U	<	0.8	U	<	0.8	U	<	0.4	U	<	0.49	U	<	0.49	U	<	0.5	U	<	0.49	U	<	0.48	U
2,4,6-Trinitrotoluene	125	12 / 25	<	0.077	0.21	0.42	U	<	0.4	U	<	0.8	U	<	0.8	U	<	0.8	U	<	0.4	U	6	0.49		8	0.49		3.2	0.5		9.7	0.49		10	0.48	
2,4-Dinitrotoluene	-	0 / 25	<	0.089	0.21	0.42	U	<	0.4	U	<	0.8	U	<	0.8	U	<	0.8	U	<	0.4	U	<	0.49	U	<	0.49	U	<	0.5	U	<	0.49	U	<	0.48	U
2,6-Dinitrotoluene	-	0 / 25	<	0.069	0.21	0.21	U	<	0.2	U	<	0.8	U	<	0.8	U	<	0.8	U	<	0.2	U	<	0.49	U	<	0.49	U	<	0.5	U	<	0.49	U	<	0.48	U
2-Amino-4,6-dinitrotoluene	9.84	17 / 25	0.13	0.054	0.13	0.21	J	<	0.2	U	<	0.8	U	<	0.8	U	<	0.8	U	0.63	0.2	J	1.5	0.49		1.8	0.49		1.4	0.5		3.2	0.49		2.4	0.48	P
2-Nitrotoluene	-	0 / 25	<	0.091	0.21	0.42	U	<	0.4	U	<	0.8	U	<	0.8	U	<	0.8	U	<	0.4	U	<	0.49	U	<	0.49	U	<	0.5	U	<	0.49	U	<	0.48	U
3-Nitrotoluene	0.68 J	1 / 25	<	0.089	0.21	0.42	U	<	0.4	U	<	0.8	U	<	0.8	U	<	0.8	U	0.68	0.4	J	<	0.49	U	<	0.49	U	<	0.5	U	<	0.49	U	<	0.48	U
4-Amino-2,6-dinitrotoluene	7.9 J	15 / 25	<	0.061	0.13	0.21	U	<	0.2	U	<	1.4	U	<	1.4	U	<	0.8	U	<	0.2	U	1.5	0.49		1.4	0.49		0.78	0.5		2.1	0.49		1.6	0.48	
4-Nitrotoluene	-	0 / 25	<	0.21	0.42	1.1	U	<	1	U	<	0.8	U	<	0.8	U	<	0.8	U	<	1	U	<	0.49	U	<	0.49	U	<	0.5	U	<	0.49	U	<	0.48	U
HMX	0.97 J	1 / 25	<	0.093	0.21	0.42	U	<	0.4	U	<	0.8	U	<	0.8	U	<	0.8	U	<	0.4	U	<	0.49	U	<	0.49	U	<	0.5	U	<	0.49	U	<	0.48	U
MNX	21 J	2 / 19	<	0.38	0.38	2.1	U	<	2	U	<	0.8	U	<	0.8	U	<	0.8	U	21	2	J	<	0.49	U	<	0.49	U	<	0.5	U	<	0.49	U	<	0.48	U
Nitrobenzene	-	0 / 25	<	0.097	0.21	0.42	U	<	0.4	U	<	0.8	U	<	0.8	U	<	0.8	U	<	0.4	U	<	0.49	U	<	0.49	U	<	0.5	U	<	0.49	U	<	0.48	U
RDX	1.4	4 / 25	<	0.056	0.13	0.21	U	<	0.2	U	<	0.8	U	<	0.8	U	<	0.8	U	<	0.2	U	<	0.49	U	<	0.49	U	<	0.5	U	<	0.49	U	<	0.48	U
Tetryl	0.94 J	1 / 25	<	0.084	0.21	0.25	U	<	0.24	U	<	1.6	U	<	0.8	U	<	0.8	U	<	0.24	U	<	0.49	U	<	0.49	U	<	0.5	U	<	0.49	U	<	0.48	U

Notes:
< = less than reporting limit
µg/L = micrograms per liter
HMX = octahydro-1,3,5,7-tetranitro-1,3,5,7-tetrazocine
ID = identification number
J = estimated
LOQ = limit of quantification
MNX = mono-nitroso-RDX
NA = not analyzed
NRL = no reporting limit
Qual = qualifier
RDX = hexahydro-1,3,5-trinitro-1,3,5-triazine
RL = reporting limit
U = nondetect

TABLE E.1.2-8
CORNHUSKER ARMY AMMUNITION PLANT
PIEZOMETER PZ010-EXPLOSIVES

FIELD ID			PZ010			PZ010			PZ010			PZ010			PZ010			PZ010			PZ010		
METHOD	Maximum	Detection	SW846 M8330			SW846 M8330			SW846 M8330			SW846 M8330			SW846 M8330			SW846 M8330			UW51		
COLLECT DATE	Detection	Frequency	3/18/2004			3/19/2003			3/25/2002			3/26/2001			3/20/2000			3/31/1999			6/22/1998		
			Result	RL	Qual	Result	RL	Qual	Result	RL	Qual	Result	RL	Qual	Result	RL	Qual	Result	RL	Qual	Result	RL	Qual
EXPLOSIVES (µg/L)																							
1,3,5-Trinitrobenzene	91	11 / 25	59	1.9		<	0.21	U	54	1.9	J	74	8		91	16		61.8	8		79.6	10.00	
1,3-Dinitrobenzene	-	0 / 25	<	0.19	U	<	0.21	U	<	0.26	UJ	<	1.6	U	<	0.8	U	<	4	U	<	0.500	U
2,4,6-Trinitrotoluene	125	12 / 25	13	1.9		18	2.1	J	19	1.6	J	32	1.6		38	30		66.6	8		125	10.00	
2,4-Dinitrotoluene	-	0 / 25	<	0.37	U	<	0.41	U	<	0.26	U	<	1.6	U	<	1.1	U	<	4	U	<	0.500	U
2,6-Dinitrotoluene	-	0 / 25	<	0.37	U	<	0.41	U	<	0.99	U	<	1.6	U	<	1.1	U	<	4	U	<	0.500	U
2-Amino-4,6-dinitrotoluene	9.84	17 / 25	2.7	0.37		3.9	0.41	J	3.3	0.40	J	3.6	1.6		4.8	1		7.63	4		9.84	0.500	
2-Nitrotoluene	-	0 / 25	<	0.37	U	<	0.41	U	<	0.78	U	<	1.6	U	<	1.1	U	<	4	U	<	1.00	U
3-Nitrotoluene	0.68 J	1 / 25	<	0.37	U	<	0.41	U	<	0.50	U	<	1.6	U	<	1.1	U	<	4	U	<	1.00	U
4-Amino-2,6-dinitrotoluene	7.9 J	15 / 25	1.5	0.37		3	0.41	J	7.9	0.67	J	1.7	1.6		3	1		<	4	U	4.74	1.00	
4-Nitrotoluene	-	0 / 25	<	0.6	U	<	0.67	U	<	1.6	U	<	1.6	U	<	1.1	U	<	4	U	<	1.00	U
HMX	0.97 J	1 / 25	<	0.47	U	<	0.52	U	<	1.1	U	<	2	U	<	0.8	U	<	4	U	<	0.500	U
MNX	21 J	2 / 19	<	0.19	U		NA			NA			NA			NA			NA			NA	
Nitrobenzene	-	0 / 25	<	0.19	U	<	0.21	U	<	0.45	U	<	1.6	U	<	0.8	U	<	4	U	<	0.500	U
RDX	1.4	4 / 25	<	0.19	U	0.64	0.21	J	<	0.64	U	0.9	1.6	J	1.4	0.8		<	4	U	<	1.00	U
Tetryl	0.94 J	1 / 25	<	0.37	U	<	0.41	U	<	1.1	U	<	1.6	U	<	1.3	U	<	4	U	<	0.500	U

Notes:
< = less than reporting limit
µg/L = micrograms per liter
HMX = octahydro-1,3,5,7-tetranitro-1,3,5,7-tetrazocine
ID = identification number
J = estimated
LOQ = limit of quantification
MNX = mono-nitroso-RDX
NA = not analyzed
NRL = no reporting limit
Qual = qualifier
RDX = hexahydro-1,3,5-trinitro-1,3,5-triazine
RL = reporting limit
U = nondetect

TABLE E.1.2-9
CORNHUSKER ARMY AMMUNITION PLANT
PIEZOMETER PZ011-EXPLOSIVES

FIELD ID			PZ011					PZ011					PZ011					PZ011					PZ011					PZ011					PZ011				
METHOD	Maximum	Detection	SW846 M8330					SW846 M8330					SW846 M8330					SW846 M8330					SW846 M8330					SW846 M8330					SW846 M8330				
COLLECT DATE	Detection	Frequency	5/17/2022					5/22/2021					6/10/2020					6/7/2019					3/19/2018					3/24/2017					8/8/2016				
			Result	Qual	DL	LOD	LOQ	Result	Qual	DL	LOD	LOQ	Result	Qual	DL	LOD	LOQ	Result	Qual	DL	LOD	LOQ	Result	Qual	DL	LOD	LOQ	Result	Qual	DL	LOD	LOQ	Result	DL	LOD	LOQ	Qual
EXPLOSIVES (µg/L)																																				
1,3,5-Trinitrobenzene	420	17 / 25	<	U	0.098	0.23	0.25	<	U	0.083	0.2	0.21	<	U	0.086	0.21	0.22	<	U	0.2	0.41	1	<	U	0.033	0.11	0.16	<	U	0.032	0.1	0.15	<	1.1	2.2	5.5	U
1,3-Dinitrobenzene	0.53	4 / 25	<	U	0.043	0.12	0.13	<	U	0.036	0.099	0.11	<	U	0.038	0.1	0.11	<	U	0.091	0.2	0.41	0.24	J	0.053	0.11	0.16	<	U	0.051	0.1	0.15	<	0.49	1.1	2.2	U
2,4,6-Trinitrotoluene	1200	18 / 25	<	U	0.053	0.12	0.13	<	U	0.044	0.099	0.11	<	U	0.046	0.1	0.11	<	U	0.16	0.41	0.41	<	U	0.053	0.11	0.16	<	U	0.051	0.1	0.15	<	0.4	1.1	2.2	U
2,4-Dinitrotoluene	4.17 J	7 / 25	<	U	0.032	0.094	0.12	<	U	0.027	0.079	0.099	<	U	0.028	0.082	0.1	<	U	0.086	0.2	0.41	<	U	0.053	0.11	0.14	<	U	0.051	0.1	0.13	<	0.46	1.1	2.2	U
2,6-Dinitrotoluene	-	0 / 25	<	U	0.047	0.094	0.12	<	U	0.04	0.079	0.099	<	U	0.041	0.082	0.1	<	U	0.066	0.2	0.2	<	U	0.053	0.11	0.14	<	U	0.051	0.1	0.13	<	0.36	1.1	1.1	U
2-Amino-4,6-dinitrotoluene	67.9	20 / 25	<	U	0.059	0.12	0.13	<	U	0.05	0.099	0.11	0.19	J	0.052	0.1	0.11	<	U	0.052	0.12	0.2	<	U	0.032	0.11	0.16	0.49		0.031	0.1	0.15	<	0.28	0.66	1.1	U
2-Nitrotoluene	1.1 J	1 / 25	<	U	0.1	0.23	0.25	<	UJ	0.084	0.2	0.21	<	U	0.088	0.21	0.22	<	UJ	0.087	0.2	0.41	<	U	0.093	0.21	0.53	<	U	0.091	0.21	0.51	<	0.47	1.1	2.2	U
3-Nitrotoluene	-	0 / 25	<	U	0.23	0.47	0.47	<	UJ	0.19	0.39	0.39	<	U	0.2	0.41	0.41	<	U	0.2	0.41	0.41	<	U	0.06	0.21	0.53	<	U	0.059	0.21	0.51	<	0.46	1.1	2.2	U
4-Amino-2,6-dinitrotoluene	100 J	19 / 25	<	U	0.068	0.14	0.18	0.27	J	0.057	0.12	0.15	<	U	0.059	0.12	0.15	<	U	0.059	0.12	0.2	<	U	0.053	0.11	0.16	0.15	J	0.051	0.1	0.15	<	0.32	0.66	1.1	U
4-Nitrotoluene	0.11 J	1 / 25	<	U	0.12	0.47	0.48	<	UJ	0.099	0.39	0.4	<	U	0.1	0.41	0.42	<	U	0.2	0.41	1	<	U	0.093	0.21	0.53	0.11	J	0.091	0.21	0.51	<	1.1	2.2	5.5	U
HMX	6.6	11 / 25	<	U	0.1	0.23	0.25	<	U	0.086	0.2	0.21	<	U	0.09	0.21	0.22	<	U	0.089	0.2	0.41	<	U	0.03	0.11	0.16	<	U	0.037	0.1	0.15	<	0.48	1.1	2.2	U
MNX	0.13 J	1 / 19	<	U	0.18	0.47	2.3	<	U	0.15	0.39	2	<	U	0.16	0.41	2.1	<	U	0.16	0.41	2	<	U	0.038	0.11	0.53	<	U	0.029	0.1	0.51	<	2	2	11	U
Nitrobenzene	24	2 / 25	<	U	0.11	0.23	0.25	<	U	0.09	0.2	0.21	<	U	0.094	0.21	0.22	<	U	0.093	0.2	0.41	<	U	0.053	0.11	0.16	<	U	0.051	0.1	0.15	<	0.5	1.1	2.2	U
RDX	58 J	18 / 25	<	U	0.06	0.23	0.25	<	U	0.051	0.2	0.21	<	U	0.053	0.21	0.22	<	U	0.16	0.41	0.41	0.31		0.038	0.11	0.16	0.66		0.037	0.1	0.15	1.6	0.29	0.66	1.1	
Tetryl	17 J	2 / 25	<	U	0.037	0.12	0.13	<	U	0.031	0.099	0.11	<	U	0.033	0.1	0.11	17	J	0.081	0.2	0.24	<	U	0.053	0.11	0.16	<	U	0.051	0.1	0.15	<	0.44	1.1	1.3	U

Notes:
< = less than reporting limit
µg/L = micrograms per liter
HMX = octahydro-1,3,5,7-tetranitro-1,3,5,7-tetrazocine
ID = identification number
J = estimated
LOQ = limit of quantification
MNX = mono-nitroso-RDX
NA = not analyzed
NRL = no reporting limit
Qual = qualifier
RDX = hexahydro-1,3,5-trinitro-1,3,5-triazine
RL = reporting limit
U = nondetect

TABLE E.1.2-9
CORNHUSKER ARMY AMMUNITION PLANT
PIEZOMETER PZ011-EXPLOSIVES

FIELD ID			PZ011					PZ011			PZ011			PZ011			PZ011			PZ011			PZ011			PZ011			PZ011			PZ011			PZ011		
METHOD	Maximum	Detection	SW846 M8330					SW846 M8330			SW846 M8330			SW846 M8330			SW846 M8330			SW846 M8330			SW846 M8330			SW846 M8330			SW846 M8330			SW846 M8330			SW846 M8330		
COLLECT DATE	Detection	Frequency	8/10/2015					8/19/2014			3/19/2013			3/15/2012			3/10/2011			3/16/2010			3/12/2009			3/20/2008			3/16/2007			3/16/2006			3/16/2005		
			Result	DL	LOD	LOQ	Qual	Result	LOQ	Qual	Result	RL	Qual	Result	RL	Qual	Result	RL	Qual	Result	RL	Qual	Result	RL	Qual	Result	RL	Qual	Result	RL	Qual	Result	RL	Qual	Result	RL	Qual
EXPLOSIVES (µg/L)																																				
1,3,5-Trinitrobenzene	420	17 / 25	0.38	0.20	0.41	1.0	J	0.87	1	J	38.6	0.8	J	16.1	0.8	J	21.1	0.8		<	1	U	26	0.48		340	4.9		130	2.5		130	4.8		350	9.5	
1,3-Dinitrobenzene	0.53	4 / 25	<	0.090	0.20	0.41	UJ	<	0.4	U	<	0.8	U	<	0.8	UJ	<	0.8	U	<	0.4	U	<	0.48	U	<	0.49	U	<	0.5	U	<	0.48	U	0.24	0.48	J
2,4,6-Trinitrotoluene	1200	18 / 25	1.5	0.073	0.20	0.41	J	0.79	0.4		19	0.8	J	10	0.8	J	11.6	0.8		0.12	0.4	J	21	0.48		130	4.9		34	0.5		16	0.48		130	9.5	
2,4-Dinitrotoluene	4.17 J	7 / 25	<	0.085	0.20	0.41	UJ	<	0.4	U	<	0.8	U	<	0.8	UJ	<	0.8	U	<	0.4	U	<	0.48	U	0.72	0.49		<	0.5	U	<	0.48	U	1.2	0.48	
2,6-Dinitrotoluene	-	0 / 25	<	0.065	0.20	2.0	UJ	<	0.2	U	<	0.8	U	<	0.8	UJ	<	0.8	U	<	0.2	U	<	0.48	U	<	0.49	U	<	0.5	U	<	0.48	U	<	0.48	U
2-Amino-4,6-dinitrotoluene	67.9	20 / 25	3.2	0.051	0.12	2.0	J	1.5	0.2		4.7	0.8	J	3.2	0.8	J	4.3	0.8		0.25	0.2		7.7	0.48		23	0.49		12	0.5		4.9	0.48		21	0.48	P
2-Nitrotoluene	1.1 J	1 / 25	<	0.087	0.20	0.41	UJ	<	0.4	U	<	0.8	U	<	0.8	UJ	<	0.8	U	<	0.4	U	<	0.48	U	<	0.49	U	<	0.5	U	<	0.48	U	<	0.48	U
3-Nitrotoluene	-	0 / 25	<	0.085	0.20	0.41	UJ	<	0.4	U	<	0.8	U	<	0.8	UJ	<	0.8	U	<	0.4	U	<	0.48	U	<	0.49	U	<	0.5	U	<	0.48	U	<	0.48	U
4-Amino-2,6-dinitrotoluene	100 J	19 / 25	4.8	0.059	0.12	2.0	J	1.2	0.2	J	4.5	1.4	J	2.5	1.4	J	2.9	0.8		<	0.2	U	7	0.48		13	0.49		7.1	0.5		2.7	0.48		11	0.48	
4-Nitrotoluene	0.11 J	1 / 25	<	0.20	0.41	1.0	UJ	<	1	U	<	0.8	U	<	0.8	UJ	<	0.8	U	<	1	U	<	0.48	U	<	0.49	U	<	0.5	U	<	0.48	U	<	0.48	U
HMX	6.6	11 / 25	<	0.089	0.20	0.41	U	<	0.4	U	0.95	0.8	J	0.39	0.8	J	<	0.8	U	<	0.4	U	<	0.48	U	1.1	0.49	J	0.77	0.5		<	0.48	U	1.3	0.48	
MNX	0.13 J	1 / 19	<	0.36	0.36	2.0	U	<	2	U	<	0.8	U	<	0.8	UJ	<	0.8	U	<	2	U	<	0.48	U	<	0.49	U	<	0.5	U	<	0.48	U	<	0.48	U
Nitrobenzene	24	2 / 25	<	0.092	0.20	0.41	UJ	<	0.4	U	<	0.8	U	<	0.8	UJ	<	0.8	U	<	0.4	U	<	0.48	U	<	0.49	U	<	0.5	U	<	0.48	U	<	0.48	U
RDX	58 J	18 / 25	8.9	0.053	0.12	2.0	J	2.7	0.2		4.9	0.8	J	1.9	0.8	J	2.1	0.8		<	0.2	U	<	0.48	U	0.86	0.49		0.57	0.5		<	0.48	U	3.7	0.48	
Tetryl	17 J	2 / 25	<	0.080	0.20	0.24	UJ	<	0.24	U	<	1.6	U	<	0.8	UJ	<	0.8	U	<	0.24	U	<	0.48	U	<	0.49	U	<	0.5	U	<	0.48	U	<	0.48	U

Notes:
< = less than reporting limit
µg/L = micrograms per liter
HMX = octahydro-1,3,5,7-tetranitro-1,3,5,7-tetrazocine
ID = identification number
J = estimated
LOQ = limit of quantification
MNX = mono-nitroso-RDX
NA = not analyzed
NRL = no reporting limit
Qual = qualifier
RDX = hexahydro-1,3,5-trinitro-1,3,5-triazine
RL = reporting limit
U = nondetect

TABLE E.1.2-9
CORNHUSKER ARMY AMMUNITION PLANT
PIEZOMETER PZ011-EXPLOSIVES

FIELD ID			PZ011			PZ011			PZ011			PZ011			PZ011			PZ011			PZ011		
METHOD	Maximum	Detection	SW846 M8330			SW846 M8330			SW846 M8330			SW846 M8330			SW846 M8330			SW846 M8330			UW51		
COLLECT DATE	Detection	Frequency	3/18/2004			3/19/2003			3/25/2002			3/26/2001			3/20/2000			3/31/1999			6/22/1998		
			Result	RL	Qual	Result	RL	Qual	Result	RL	Qual	Result	RL	Qual	Result	RL	Qual	Result	RL	Qual	Result	RL	Qual
EXPLOSIVES (µg/L)																							
1,3,5-Trinitrobenzene	420	17 / 25	420	9.5		0.32	0.22	J	350	34	J	100	8.0		420	80		111	8		37.9	1.00	
1,3-Dinitrobenzene	0.53	4 / 25	0.53	0.19		<	0.22	U	<	0.22	UJ	<	1.6	U	0.44	0.8	J	<	8	U	<	0.500	U
2,4,6-Trinitrotoluene	1200	18 / 25	110	9.5		390	22	J	250	28	J	520	160.0		1200	150		955	80		23.7	10.00	
2,4-Dinitrotoluene	4.17 J	7 / 25	0.89	0.37		1.7	0.43	J	1.5	0.22	J	2.3	1.6		<	1.1	U	4.17	8	J	<	0.500	U
2,6-Dinitrotoluene	-	0 / 25	<	0.37	U	<	0.43	U	<	0.87	U	<	1.6	U	<	1.1	U	<	8	U	<	0.500	U
2-Amino-4,6-dinitrotoluene	67.9	20 / 25	14	0.37		34	4.3	J	22	3.5	J	29	1.6		50	100	J	67.9	8		20.1	0.500	
2-Nitrotoluene	1.1 J	1 / 25	<	0.37	U	<	0.43	U	<	0.69	U	1.1	1.6	J	<	1.1	U	<	8	U	<	1.00	U
3-Nitrotoluene	-	0 / 25	<	0.37	U	<	0.43	U	<	0.43	U	<	8.0	U	<	1.1	U	<	8	U	<	1.00	U
4-Amino-2,6-dinitrotoluene	100 J	19 / 25	6.9	0.37		18	0.43	J	42	5.9	J	9.8	1.6		100	1	JE	43	8		10.6	1.00	J*
4-Nitrotoluene	0.11 J	1 / 25	<	0.59	U	<	0.69	U	<	1.4	U	<	8.0	U	<	1.1	U	<	8	U	<	1.00	U
HMX	6.6	11 / 25	1.9	0.46		4	0.54	J	3.4	0.95	J	<	2.0	U	6.6	0.8		4.75	8	J	5.58	0.500	
MNX	0.13 J	1 / 19	0.13	0.19	J		NA			NA			NA			NA			NA			NA	
Nitrobenzene	24	2 / 25	<	0.19	U	<	0.22	U	<	0.39	U	9.2	8.0		<	0.8	U	24	8		<	0.500	U
RDX	58 J	18 / 25	4	0.19		16	2.2	J	10	5.6	J	36	8.0		58	80	J	26.7	8		20.2	1.00	
Tetryl	17 J	2 / 25	<	0.37	U	<	0.43	U	0.54	0.92	J	<	8	U	<	1.3	U	<	8	U	<	0.500	U

Notes:
< = less than reporting limit
µg/L = micrograms per liter
HMX = octahydro-1,3,5,7-tetranitro-1,3,5,7-tetrazocine
ID = identification number
J = estimated
LOQ = limit of quantification
MNX = mono-nitroso-RDX
NA = not analyzed
NRL = no reporting limit
Qual = qualifier
RDX = hexahydro-1,3,5-trinitro-1,3,5-triazine
RL = reporting limit
U = nondetect

TABLE E.1.2-10
CORNHUSKER ARMY AMMUNITION PLANT
PIEZOMETER PZ012-EXPLOSIVES

FIELD ID			PZ012					PZ012					PZ012					PZ012					PZ012					PZ012					PZ012				
METHOD	Maximum	Detection	SW846 M8330					SW846 M8330					SW846 M8330					SW846 M8330					SW846 M8330					SW846 M8330					SW846 M8330				
COLLECT DATE	Detection	Frequency	5/17/2022					5/23/2021					6/10/2020					6/7/2019					3/19/2018					3/25/2017					8/8/2016				
			Result	Qual	DL	LOD	LOQ	Result	Qual	DL	LOD	LOQ	Result	Qual	DL	LOD	LOQ	Result	Qual	DL	LOD	LOQ	Result	Qual	DL	LOD	LOQ	Result	Qual	DL	LOD	LOQ	Result	DL	LOD	LOQ	Qual
EXPLOSIVES (µg/L)																																				
1,3,5-Trinitrobenzene	990	14 / 25	<	U	0.088	0.21	0.22	<	U	0.081	0.19	0.2	<	U	0.09	0.21	0.22	<	U	0.2	0.39	0.98	<	U	0.033	0.11	0.16	<	U	0.032	0.1	0.16	<	1.1	2.2	5.4	U
1,3-Dinitrobenzene	8.1	3 / 25	8.1		0.039	0.1	0.12	<	U	0.036	0.096	0.11	<	U	0.039	0.11	0.12	<	U	0.087	0.2	0.39	<	U	0.053	0.11	0.16	<	U	0.052	0.1	0.16	<	0.48	1.1	2.2	U
2,4,6-Trinitrotoluene	2850	19 / 25	<	U	0.047	0.1	0.12	<	U	0.043	0.096	0.11	<	U	0.048	0.11	0.12	<	U	0.16	0.39	0.39	<	U	0.053	0.11	0.16	0.082	J	0.052	0.1	0.16	<	0.39	1.1	2.2	U
2,4-Dinitrotoluene	13 J	14 / 25	<	U	0.029	0.084	0.1	<	U	0.026	0.077	0.096	<	U	0.029	0.085	0.11	<	U	0.082	0.2	0.39	<	U	0.053	0.11	0.14	<	U	0.052	0.1	0.14	<	0.45	1.1	2.2	U
2,6-Dinitrotoluene	3 J	1 / 25	<	U	0.042	0.084	0.1	<	U	0.039	0.077	0.096	<	U	0.043	0.085	0.11	<	U	0.063	0.2	0.2	<	U	0.053	0.11	0.14	<	U	0.052	0.1	0.14	<	0.35	1.1	1.1	U
2-Amino-4,6-dinitrotoluene	108	18 / 25	<	U	0.053	0.1	0.12	<	U	0.049	0.096	0.11	<	U	0.054	0.11	0.12	<	U	0.05	0.12	0.2	<	U	0.032	0.11	0.16	<	U	0.031	0.1	0.16	<	0.27	0.65	1.1	U
2-Nitrotoluene	-	0 / 25	<	U	0.09	0.21	0.22	<	UJ	0.082	0.19	0.2	<	U	0.091	0.21	0.22	<	UJ	0.084	0.2	0.39	<	U	0.093	0.21	0.53	<	U	0.091	0.21	0.52	<	0.46	1.1	2.2	U
3-Nitrotoluene	-	0 / 25	<	U	0.2	0.42	0.42	<	UJ	0.19	0.38	0.38	<	U	0.21	0.43	0.43	<	UJ	0.19	0.39	0.39	<	U	0.06	0.21	0.53	<	U	0.059	0.21	0.52	<	0.45	1.1	2.2	U
4-Amino-2,6-dinitrotoluene	90.5	18 / 25	<	U	0.06	0.13	0.16	<	U	0.056	0.12	0.14	<	U	0.062	0.13	0.16	<	UJ	0.056	0.12	0.2	<	U	0.053	0.11	0.16	0.074	J	0.052	0.1	0.16	<	0.31	0.65	1.1	U
4-Nitrotoluene	-	0 / 25	<	U	0.1	0.42	0.43	<	UJ	0.096	0.38	0.39	<	U	0.11	0.43	0.44	<	UJ	0.2	0.39	0.98	<	U	0.093	0.21	0.53	<	U	0.091	0.21	0.52	<	1.1	2.2	5.4	U
HMX	34	15 / 25	<	U	0.092	0.21	0.22	<	U	0.084	0.19	0.2	<	U	0.094	0.21	0.22	<	U	0.086	0.2	0.39	<	U	0.03	0.11	0.16	<	U	0.037	0.1	0.16	<	0.47	1.1	2.2	U
MNX	8.8	2 / 19	<	U	0.16	0.42	2.1	<	U	0.15	0.38	1.9	<	U	0.16	0.43	2.1	<	U	0.15	0.39	2	<	U	0.038	0.11	0.53	<	U	0.029	0.1	0.52	8.8	1.9		11	J
Nitrobenzene	21.1	2 / 25	<	U	0.095	0.21	0.22	<	U	0.088	0.19	0.2	<	U	0.097	0.21	0.22	<	U	0.089	0.2	0.39	<	U	0.053	0.11	0.16	<	U	0.052	0.1	0.16	<	0.49	1.1	2.2	U
RDX	134	15 / 25	<	U	0.054	0.21	0.22	<	U	0.05	0.19	0.2	<	U	0.055	0.21	0.22	<	U	0.15	0.39	0.39	<	U	0.038	0.11	0.16	<	U	0.037	0.1	0.16	<	0.28	0.65	1.1	U
Tetryl	0.31 J	1 / 25	<	U	0.033	0.1	0.12	<	U	0.031	0.096	0.11	<	U	0.034	0.11	0.12	<	U	0.077	0.2	0.23	<	U	0.053	0.11	0.16	<	U	0.052	0.1	0.16	<	0.43	1.1	1.3	U

Notes:
< = less than reporting limit
µg/L = micrograms per liter
HMX = octahydro-1,3,5,7-tetranitro-1,3,5,7-tetrazocine
ID = identification number
J = estimated
LOQ = limit of quantification
MNX = mono-nitroso-RDX
NA = not analyzed
NRL = no reporting limit
Qual = qualifier
RDX = hexahydro-1,3,5-trinitro-1,3,5-triazine
RL = reporting limit
U = nondetect

TABLE E.1.2-10
CORNHUSKER ARMY AMMUNITION PLANT
PIEZOMETER PZ012-EXPLOSIVES

FIELD ID			PZ012					PZ012			PZ012			PZ012			PZ012			PZ012			PZ012			PZ012			PZ012			PZ012			PZ012		
METHOD	Maximum	Detection	SW846 M8330					SW846 M8330			SW846 M8330			SW846 M8330			SW846 M8330			SW846 M8330			SW846 M8330			SW846 M8330			SW846 M8330			SW846 M8330			SW846 M8330		
COLLECT DATE	Detection	Frequency	8/10/2015					8/18/2014			3/19/2013			3/15/2012			3/10/2011			3/16/2010			3/12/2009			3/20/2008			3/16/2007			3/16/2006			3/16/2005		
			Result	DL	LOD	LOQ	Qual	Result	LOQ	Qual	Result	RL	Qual	Result	RL	Qual	Result	RL	Qual	Result	RL	Qual	Result	RL	Qual	Result	RL	Qual	Result	RL	Qual	Result	RL	Qual	Result	RL	Qual
EXPLOSIVES (µg/L)																																				
1,3,5-Trinitrobenzene	990	14 / 25	<	0.21	0.42	1.0	UJ	61	1		126	2.4		2.1	0.8	J	19.6	0.8		<	1	U	<	0.48	U	480	9.5		600	10		690	24		720	24	
1,3-Dinitrobenzene	8.1	3 / 25	<	0.092	0.21	0.42	UJ	<	0.4	U	<	0.8	U	<	0.8	UJ	<	0.8	U	1.9	0.4	J	<	0.48	U	<	0.48	U	<	0.5	U	<	0.48	U	<	0.48	U
2,4,6-Trinitrotoluene	2850	19 / 25	1.6	0.075	0.2	0.42	J	55	0.4		228	2.4		30.4	0.8	J	63.9	0.8		2.4	0.4	J	3.4	0.48		340	9.5		140	10		170	24		200	24	
2,4-Dinitrotoluene	13 J	14 / 25	0.24	0.087	0.21	0.42	J	0.27	0.4	J	<	0.8	U	<	0.8	UJ	<	0.8	U	0.56	0.4	J	<	0.48	U	2.4	0.48		1.1	0.5		1.5	0.48		1.5	0.48	
2,6-Dinitrotoluene	3 J	1 / 25	<	0.067	0.21	0.21	UJ	<	0.2	U	<	0.8	U	<	0.8	UJ	<	0.8	U	<	0.2	U	<	0.48	U	<	0.48	U	<	0.5	U	<	0.48	U	<	0.48	U
2-Amino-4,6-dinitrotoluene	108	18 / 25	40	0.26	0.62	1.0	J	26	0.2		33.5	0.8		20.4	0.8	J	30.7	0.8		21	0.2	J	15	0.48		45	0.48		11	0.5		11	0.48		18	0.48	P
2-Nitrotoluene	-	0 / 25	<	0.089	0.21	0.42	UJ	<	0.4	U	<	0.8	U	<	0.8	UJ	<	0.8	U	<	0.4	U	<	0.48	U	<	0.48	U	<	0.5	U	<	0.48	U	<	0.48	U
3-Nitrotoluene	-	0 / 25	<	0.087	0.21	0.42	UJ	<	0.4	U	<	0.8	U	<	0.8	UJ	<	0.8	U	<	0.4	U	<	0.48	U	<	0.48	U	<	0.5	U	<	0.48	U	<	0.48	U
4-Amino-2,6-dinitrotoluene	90.5	18 / 25	60	0.30	0.62	1.0	J	32	0.2		37.7	1.4		26.1	1.4	J	29.1	0.8		31	0.4	J	34	0.48		35	0.48		5.1	0.5		7.2	0.48		13	0.48	
4-Nitrotoluene	-	0 / 25	<	0.21	0.42	1.0	UJ	<	1	U	<	0.8	U	<	0.8	UJ	<	0.8	U	<	1	U	<	0.48	U	<	0.48	U	<	0.5	U	<	0.48	U	<	0.48	U
HMX	34	15 / 25	<	0.091	0.21	0.42	U	<	0.4	U	30.9	0.8		12.1	0.8	J	11.9	0.8	J	3.5	0.4	J	34	0.48		1.4	0.48	J	0.63	0.5		1.7	0.48		1.6	0.48	
MNX	8.8	2 / 19	<	0.37	0.37	2.1	U	<	2	U	<	0.8	U	<	0.8	UJ	<	0.8	U	<	2	U	<	0.48	U	<	0.48	U	<	0.5	U	<	0.48	U	<	0.48	U
Nitrobenzene	21.1	2 / 25	<	0.095	0.21	0.42	UJ	<	0.4	U	<	0.8	U	<	0.8	UJ	<	0.8	U	<	0.4	U	<	0.48	U	<	0.48	U	<	0.5	U	<	0.48	U	<	0.48	U
RDX	134	15 / 25	<	0.054	0.12	0.21	U	0.37	0.2	J	3.1	0.8		2.4	0.8	J	2.6	0.8		<	0.2	U	<	0.48	U	5.1	0.48		2.5	0.5		4.4	0.48		3.6	0.48	
Tetryl	0.31 J	1 / 25	<	0.083	0.21	0.25	UJ	<	0.24	U	<	1.6	U	<	0.8	UJ	<	0.8	U	<	0.24	U	<	0.48	U	<	0.48	U	<	0.5	U	<	0.48	U	<	0.48	U

Notes:
< = less than reporting limit
µg/L = micrograms per liter
HMX = octahydro-1,3,5,7-tetranitro-1,3,5,7-tetrazocine
ID = identification number
J = estimated
LOQ = limit of quantification
MNX = mono-nitroso-RDX
NA = not analyzed
NRL = no reporting limit
Qual = qualifier
RDX = hexahydro-1,3,5-trinitro-1,3,5-triazine
RL = reporting limit
U = nondetect

TABLE E.1.2-10
CORNHUSKER ARMY AMMUNITION PLANT
PIEZOMETER PZ012-EXPLOSIVES

FIELD ID			PZ012			PZ012			PZ012			PZ012			PZ012			PZ012			PZ012		
METHOD	Maximum	Detection	SW846 M8330			SW846 M8330			SW846 M8330			SW846 M8330			SW846 M8330			SW846 M8330			UW51		
COLLECT DATE	Detection	Frequency	3/18/2004			3/19/2003			3/25/2002			3/26/2001			3/20/2000			3/31/1999			6/22/1998		
			Result	RL	Qual	Result	RL	Qual	Result	RL	Qual	Result	RL	Qual	Result	RL	Qual	Result	RL	Qual	Result	RL	Qual
EXPLOSIVES (µg/L)																							
1,3,5-Trinitrobenzene	990	14 / 25	990	87		<	0.22	U	790	25	J	780	80.0		550	80		584	80		268	50.00	J
1,3-Dinitrobenzene	8.1	3 / 25	0.45	0.17		<	0.22	U	<	0.17	UJ	<	1.6	U	<	0.8	U	<	8	U	<	0.500	UJ
2,4,6-Trinitrotoluene	2850	19 / 25	170	17		320	22	J	250	21	J	690	80.0		1100	150		2850	80	E	767	50.00	J
2,4-Dinitrotoluene	13 J	14 / 25	1.2	0.34		2.4	0.43	J	1.3	0.17	J	1.80	1.6		1.70	1.1		4.65	8	J	13.0	0.500	J
2,6-Dinitrotoluene	3 J	1 / 25	<	0.34	U	3	0.43	J	<	0.64	U	<	1.6	U	<	1.1	U	<	8	U	<	0.500	UJ
2-Amino-4,6-dinitrotoluene	108	18 / 25	14	0.34		25	4.3	J	15	2.6	J	1.9	8.0		33	1	JE	108	8		45.2	0.500	J
2-Nitrotoluene	-	0 / 25	<	0.34	U	<	0.43	U	<	0.51	U	<	1.6	U	<	1.1	U	<	8	U	<	1.00	UJ
3-Nitrotoluene	-	0 / 25	<	0.34	U	<	0.43	U	<	0.32	U	<	8.0	U	<	1.1	U	<	8	U	<	1.00	UJ
4-Amino-2,6-dinitrotoluene	90.5	18 / 25	8.8	0.34		15	0.43	J	13	4.3	J	12	1.6		<	1	U	90.5	8		27.6	1.00	J
4-Nitrotoluene	-	0 / 25	<	0.54	U	<	0.7	U	<	1.0	U	<	8.0	U	<	1.1	U	<	8	U	<	1.00	UJ
HMX	34	15 / 25	2.6	0.42		4.7	0.55	J	4.2	0.70	J	4.8	2.0		4.8	0.8		14.7	8		<	0.500	UJ
MNX	8.8	2 / 19	0.25	0.17			NA			NA			NA			NA			NA			NA	
Nitrobenzene	21.1	2 / 25	<	0.17	U	<	0.22	U	<	0.29	U	7.3	1.6		<	0.8	U	21.1	8		<	0.500	UJ
RDX	134	15 / 25	7.1	0.17		12	2.2	J	18	4.1	J	26	8.0		31	80	J	134	80		6.57	1.00	J
Tetryl	0.31 J	1 / 25	<	0.34	U	<	0.43	U	0.31	0.68	J	<	8	U	<	1.3	U	<	8	U	<	0.500	UJ

Notes:
< = less than reporting limit
µg/L = micrograms per liter
HMX = octahydro-1,3,5,7-tetranitro-1,3,5,7-tetrazocine
ID = identification number
J = estimated
LOQ = limit of quantification
MNX = mono-nitroso-RDX
NA = not analyzed
NRL = no reporting limit
Qual = qualifier
RDX = hexahydro-1,3,5-trinitro-1,3,5-triazine
RL = reporting limit
U = nondetect

TABLE E.1.2-11
CORNHUSKER ARMY AMMUNITION PLANT
PIEZOMETER PZ013-EXPLOSIVES

FIELD ID			PZ013					PZ013					PZ013					PZ013					PZ013					PZ013					PZ013				
METHOD	Maximum	Detection	SW846 M8330					SW846 M8330					SW846 M8330					SW846 M8330					SW846 M8330					SW846 M8330					SW846 M8330				
COLLECT DATE	Detection	Frequency	5/13/2022					5/22/2021					6/12/2020					6/6/2019					3/14/2018					3/25/2017					8/9/2016				
			Result	Qual	DL	LOD	LOQ	Result	Qual	DL	LOD	LOQ	Result	Qual	DL	LOD	LOQ	Result	Qual	DL	LOD	LOQ	Result	Qual	DL	LOD	LOQ	Result	Qual	DL	LOD	LOQ	Result	DL	LOD	LOQ	Qual
EXPLOSIVES (µg/L)																																				
1,3,5-Trinitrobenzene	570	12 / 25	<	U	0.085	0.2	0.21	<	U	0.081	0.19	0.2	<	U	0.091	0.22	0.23	<	U	0.2	0.4	0.99	<	U	0.033	0.11	0.16	<	U	0.033	0.11	0.16	<	0.21	0.42	1.1	U
1,3-Dinitrobenzene	0.71 J	1 / 25	<	U	0.037	0.1	0.11	<	U	0.036	0.096	0.11	<	U	0.04	0.11	0.12	<	U	0.088	0.2	0.4	<	U	0.053	0.11	0.16	<	U	0.053	0.11	0.16	<	0.094	0.21	0.42	U
2,4,6-Trinitrotoluene	3300	15 / 25	0.98		0.046	0.1	0.11	0.4		0.043	0.096	0.11	<	U	0.049	0.11	0.12	<	U	0.16	0.4	0.4	<	U	0.053	0.11	0.16	<	U	0.053	0.11	0.16	<	0.076	0.21	0.42	U
2,4-Dinitrotoluene	15.5	10 / 25	<	U	0.028	0.081	0.1	<	U	0.026	0.077	0.096	0.078	J	0.03	0.087	0.11	<	U	0.083	0.2	0.4	<	U	0.053	0.11	0.14	<	U	0.053	0.11	0.14	<	0.088	0.21	0.42	U
2,6-Dinitrotoluene	2.5 J	2 / 25	<	U	0.041	0.081	0.1	<	U	0.039	0.077	0.096	<	U	0.043	0.087	0.11	<	U	0.064	0.2	0.2	<	U	0.053	0.11	0.14	<	U	0.053	0.11	0.14	<	0.068	0.21	0.21	U
2-Amino-4,6-dinitrotoluene	170	21 / 25	3.3		0.051	0.1	0.11	4.9		0.049	0.096	0.11	3.9		0.055	0.11	0.12	0.67		0.05	0.12	0.2	0.97		0.032	0.11	0.16	<	U	0.032	0.11	0.16	<	0.054	0.13	0.21	U
2-Nitrotoluene	0.12 J	1 / 25	<	U	0.087	0.2	0.21	<	UJ	0.082	0.19	0.2	<	U	0.093	0.22	0.23	<	UJ	0.085	0.2	0.4	<	U	0.093	0.21	0.53	<	U	0.092	0.21	0.53	<	0.09	0.21	0.42	U
3-Nitrotoluene	-	0 / 25	<	U	0.2	0.41	0.41	<	UJ	0.19	0.39	0.39	<	U	0.21	0.43	0.43	<	UJ	0.19	0.4	0.4	<	U	0.06	0.21	0.53	<	U	0.06	0.21	0.53	<	0.088	0.21	0.42	U
4-Amino-2,6-dinitrotoluene	89	19 / 25	4.3		0.059	0.12	0.15	5.6		0.056	0.12	0.14	3.9		0.062	0.13	0.16	1.7	J	0.057	0.12	0.2	2.1		0.053	0.11	0.16	<	U	0.053	0.11	0.16	<	0.061	0.13	0.21	U
4-Nitrotoluene	-	0 / 25	<	U	0.1	0.41	0.42	<	UJ	0.096	0.39	0.39	<	U	0.11	0.43	0.44	<	UJ	0.2	0.4	0.99	<	U	0.093	0.21	0.53	<	U	0.092	0.21	0.53	<	0.21	0.42	1.1	U
HMX	27 J	16 / 25	<	U	0.089	0.2	0.21	<	U	0.084	0.19	0.2	<	U	0.095	0.22	0.23	<	U	0.087	0.2	0.4	1.6	J	0.03	0.11	0.16	2.7	J	0.038	0.11	0.16	1.7	0.092	0.21	0.42	J
MNX	1.3	5 / 19	<	U	0.16	0.41	2	<	U	0.15	0.39	1.9	<	U	0.17	0.43	2.2	<	U	0.15	0.4	2	<	U	0.038	0.11	0.53	<	U	0.029	0.11	0.53	<	0.38	0.38	2.1	U
Nitrobenzene	23	3 / 25	<	U	0.092	0.2	0.21	<	U	0.088	0.19	0.2	<	U	0.099	0.22	0.23	<	U	0.09	0.2	0.4	<	U	0.053	0.11	0.16	<	U	0.053	0.11	0.16	1.5	0.096	0.21	0.42	
RDX	195	17 / 25	<	U	0.052	0.2	0.21	<	U	0.05	0.19	0.2	<	U	0.056	0.22	0.23	<	U	0.16	0.4	0.4	0.28	J	0.038	0.11	0.16	0.045	J	0.038	0.11	0.16	0.082	0.055	0.13	0.21	J
Tetryl	3.4 J	1 / 25	<	U	0.032	0.1	0.11	<	U	0.031	0.096	0.11	<	U	0.034	0.11	0.12	3.4	J	0.078	0.2	0.24	<	U	0.053	0.11	0.16	<	U	0.053	0.11	0.16	<	0.084	0.21	0.25	U

Notes:
< = less than reporting limit
µg/L = micrograms per liter
HMX = octahydro-1,3,5,7-tetranitro-1,3,5,7-tetrazocine
ID = identification number
J = estimated
LOQ = limit of quantification
MNX = mono-nitroso-RDX
NA = not analyzed
NRL = no reporting limit
Qual = qualifier
RDX = hexahydro-1,3,5-trinitro-1,3,5-triazine
RL = reporting limit
U = nondetect

TABLE E.1.2-11
CORNHUSKER ARMY AMMUNITION PLANT
PIEZOMETER PZ013-EXPLOSIVES

FIELD ID			PZ013					PZ013			PZ013			PZ013			PZ013			PZ013			PZ013			PZ013			PZ013			PZ013			PZ013		
METHOD	Maximum	Detection	SW846 M8330					SW846 M8330			SW846 M8330			SW846 M8330			SW846 M8330			SW846 M8330			SW846 M8330			SW846 M8330			SW846 M8330			SW846 M8330			SW846 M8330		
COLLECT DATE	Detection	Frequency	8/10/2015					8/12/2014			3/19/2013			3/14/2012			3/10/2011			3/17/2010			3/12/2009			3/19/2008			3/16/2007			3/16/2006			3/17/2005		
			Result	DL	LOD	LOQ	Qual	Result	LOQ	Qual	Result	RL	Qual	Result	RL	Qual	Result	RL	Qual	Result	RL	Qual	Result	RL	Qual	Result	RL	Qual	Result	RL	Qual	Result	RL	Qual	Result	RL	Qual
EXPLOSIVES (µg/L)																																				
1,3,5-Trinitrobenzene	570	12 / 25	<	0.20	0.41	1.0	UJ	<	1	U	<	0.8	U	<	0.8	U	<	0.8	U	90	5	J	150	2.4	J	13	0.49		510	11		480	24		440	48	
1,3-Dinitrobenzene	0.71 J	1 / 25	<	0.091	0.20	0.41	U	<	0.41	U	<	0.8	U	<	0.8	U	<	0.8	U	<	0.4	U	<	0.48	U	<	0.49	U	<	0.54	U	<	0.48	U	<	0.48	U
2,4,6-Trinitrotoluene	3300	15 / 25	<	0.074	0.20	0.41	U	<	0.41	U	<	0.8	U	<	0.8	U	<	0.8	U	57	2	J	120	2.4	J	17	0.49		600	11		840	24		1000	48	
2,4-Dinitrotoluene	15.5	10 / 25	<	0.086	0.20	0.41	U	<	0.41	U	<	0.8	U	<	0.8	U	<	0.8	U	<	0.4	U	<	0.48	U	<	0.49	U	2.3	0.54		2	0.48		2	0.48	
2,6-Dinitrotoluene	2.5 J	2 / 25	<	0.066	0.20	0.20	U	<	0.21	U	<	0.8	U	<	0.8	U	<	0.8	U	<	0.2	U	<	0.48	U	<	0.49	U	<	0.54	U	<	0.48	U	<	0.48	U
2-Amino-4,6-dinitrotoluene	170	21 / 25	0.24	0.052	0.12	0.20	J	<	0.21	UJ	<	0.8	U	3.6	0.8		0.23	0.8	J	17	0.2	J	22	0.48		3.8	0.49		49	0.54		49	0.48		45	0.48	P
2-Nitrotoluene	0.12 J	1 / 25	<	0.087	0.20	0.41	U	0.12	0.41	J	<	0.8	U	<	0.8	U	<	0.8	U	<	0.4	U	<	0.48	U	<	0.49	U	<	0.54	U	<	0.48	U	<	0.48	U
3-Nitrotoluene	-	0 / 25	<	0.085	0.20	0.41	U	<	0.41	U	<	0.8	U	<	0.8	U	<	0.8	U	<	0.4	U	<	0.48	U	<	0.49	U	<	0.54	U	<	0.48	U	<	0.48	U
4-Amino-2,6-dinitrotoluene	89	19 / 25	0.26	0.059	0.12	0.20	J	<	0.21	U	<	1.4	U	3.5	1.4		<	0.8	U	10	0.2	J	18	0.48		5	0.49		12	0.54		20	0.48		<	0.48	U
4-Nitrotoluene	-	0 / 25	<	0.20	0.41	1.0	U	<	1	U	<	0.8	U	<	0.8	U	<	0.8	U	<	1	U	<	0.48	U	<	0.49	U	<	0.54	U	<	0.48	U	<	0.48	U
HMX	27 J	16 / 25	<	0.090	0.20	0.41	U	<	0.41	U	<	0.8	U	8.1	0.8	J	1.7	0.8		5.3	0.4	J	20	0.48		9.2	0.49	J	19	0.54		15	0.48		12	0.48	
MNX	1.3	5 / 19	<	0.37	0.37	2.0	U	<	2.1	U	<	0.8	U	<	0.8	U	<	0.8	U	1.1	2	J	<	0.48	U	<	0.49	U	1.3	0.54		0.79	0.48		0.72	0.48	P
Nitrobenzene	23	3 / 25	<	0.093	0.20	0.41	U	<	0.41	U	<	0.8	U	<	0.8	U	<	0.8	U	<	0.4	U	<	0.48	U	<	0.49	U	<	0.54	U	<	0.48	U	<	0.48	U
RDX	195	17 / 25	<	0.054	0.12	0.20	U	<	0.21	U	<	0.8	U	1.8	0.8		1.4	0.8		3	0.2	J	29	0.48		5.3	0.49		29	0.54		31	0.48		36	0.48	
Tetryl	3.4 J	1 / 25	<	0.081	0.20	0.25	U	<	0.25	UJ	<	1.6	U	<	0.8	U	<	0.8	U	<	0.24	U	<	0.48	U	<	0.49	U	<	0.54	U	<	0.48	U	<	0.48	U

Notes:
< = less than reporting limit
µg/L = micrograms per liter
HMX = octahydro-1,3,5,7-tetranitro-1,3,5,7-tetrazocine
ID = identification number
J = estimated
LOQ = limit of quantification
MNX = mono-nitroso-RDX
NA = not analyzed
NRL = no reporting limit
Qual = qualifier
RDX = hexahydro-1,3,5-trinitro-1,3,5-triazine
RL = reporting limit
U = nondetect

TABLE E.1.2-11
CORNHUSKER ARMY AMMUNITION PLANT
PIEZOMETER PZ013-EXPLOSIVES

FIELD ID			PZ013			PZ013			PZ013			PZ013			PZ013			PZ013			PZ013		
METHOD	Maximum	Detection	SW846 M8330			SW846 M8330			SW846 M8330			SW846 M8330			SW846 M8330			SW846 M8330			UW51		
COLLECT DATE	Detection	Frequency	3/17/2004			3/24/2003			3/25/2002			3/26/2001			3/21/2000			3/31/1999			6/22/1998		
			Result	RL	Qual	Result	RL	Qual	Result	RL	Qual	Result	RL	Qual	Result	RL	Qual	Result	RL	Qual	Result	RL	Qual
EXPLOSIVES (µg/L)																							
1,3,5-Trinitrobenzene	570	12 / 25	550	44		<	0.2	U	500	17	J	570	40		410	160		444	80		252	50.00	
1,3-Dinitrobenzene	0.71 J	1 / 25	<	0.22	U	<	0.2	U	<	0.23	U	<	4	U	0.71	0.8	J	<	8	U	<	0.500	U
2,4,6-Trinitrotoluene	3300	15 / 25	1200	44		1600	100	J	1600	57	J	3300	400		2500	300		2610	80	E	758	50.00	
2,4-Dinitrotoluene	15.5	10 / 25	2.3	0.43		3.6	0.39	J	3.5	0.23	J	<	4	U	8.7	1.1		11.5	8		15.5	0.500	
2,6-Dinitrotoluene	2.5 J	2 / 25	<	0.43	U	1.5	0.39	J	2.5	0.88	J	<	4	U	<	1.1	U	<	8	U	<	0.500	U
2-Amino-4,6-dinitrotoluene	170	21 / 25	44	4.3		43	3.9	J	47	3.5	J	85	40		170	50		105	8		57.0	0.500	
2-Nitrotoluene	0.12 J	1 / 25	<	0.43	U	<	0.39	U	<	0.69	U	<	4	U	<	1.1	U	<	8	U	<	1.00	U
3-Nitrotoluene	-	0 / 25	<	0.43	U	<	0.39	U	<	0.44	U	<	40	U	<	1.1	U	<	8	U	<	1.00	U
4-Amino-2,6-dinitrotoluene	89	19 / 25	18	0.43		20	3.9	J	30	6.0	J	17	4		89	50		53.9	8		23.4	1.00	
4-Nitrotoluene	-	0 / 25	<	0.69	U	<	0.63	U	<	1.4	U	<	40	U	<	1.1	U	<	8	U	<	1.00	U
HMX	27 J	16 / 25	11	0.54		12	4.9	J	9.0	9.6	J	<	5	U	27	40	J	7.62	8		<	0.500	U
MNX	1.3	5 / 19	0.64	0.22			NA			NA			NA			NA			NA			NA	
Nitrobenzene	23	3 / 25	<	0.22	U	<	0.2	U	<	0.40	U	23	4		<	0.8	U	20.3	8		<	0.500	U
RDX	195	17 / 25	41	2.2		53	2	J	110	28	J	110	40		130	40		195	80		<	1.00	U
Tetryl	3.4 J	1 / 25	<	0.43	U	<	0.39	U	<	0.94	U	<	40	U	<	1.3	U	<	8	U	<	0.500	U

Notes:
< = less than reporting limit
µg/L = micrograms per liter
HMX = octahydro-1,3,5,7-tetranitro-1,3,5,7-tetrazocine
ID = identification number
J = estimated
LOQ = limit of quantification
MNX = mono-nitroso-RDX
NA = not analyzed
NRL = no reporting limit
Qual = qualifier
RDX = hexahydro-1,3,5-trinitro-1,3,5-triazine
RL = reporting limit
U = nondetect

TABLE E.1.2-12
CORNHUSKER ARMY AMMUNITION PLANT
PIEZOMETER PZ014-EXPLOSIVES

FIELD ID			PZ014					PZ014					PZ014					PZ014					PZ014					PZ014					PZ014				
METHOD	Maximum	Detection	SW846 M8330					SW846 M8330					SW846 M8330					SW846 M8330					SW846 M8330					SW846 M8330					SW846 M8330				
COLLECT DATE	Detection	Frequency	5/13/2022					5/23/2021					6/12/2020					6/6/2019					3/15/2018					3/25/2017					8/9/2016				
			Result	Qual	DL	LOD	LOQ	Result	Qual	DL	LOD	LOQ	Result	Qual	DL	LOD	LOQ	Result	Qual	DL	LOD	LOQ	Result	Qual	DL	LOD	LOQ	Result	Qual	DL	LOD	LOQ	Result	DL	LOD	LOQ	Qual
EXPLOSIVES (µg/L)																																					
1,3,5-Trinitrobenzene	1.3	7 / 25	<	U	0.09	0.22	0.23	<	U	0.081	0.19	0.2	<	U	0.092	0.22	0.23	<	U	0.2	0.4	0.99	<	UJ	0.033	0.11	0.16	<	U	0.032	0.1	0.15	<	0.25	0.49	1.2	U
1,3-Dinitrobenzene	-	0 / 25	<	U	0.04	0.11	0.12	<	U	0.035	0.096	0.11	<	U	0.041	0.11	0.12	<	U	0.088	0.2	0.4	<	UJ	0.053	0.11	0.16	<	U	0.051	0.1	0.15	<	0.11	0.25	0.49	U
2,4,6-Trinitrotoluene	4.8	10 / 25	<	U	0.048	0.11	0.12	<	U	0.043	0.096	0.11	<	U	0.049	0.11	0.12	<	U	0.16	0.4	0.4	<	UJ	0.053	0.11	0.16	<	U	0.051	0.1	0.15	<	0.089	0.25	0.49	U
2,4-Dinitrotoluene	-	0 / 25	<	U	0.029	0.086	0.11	<	U	0.026	0.077	0.096	<	U	0.03	0.088	0.11	<	U	0.083	0.2	0.4	<	UJ	0.053	0.11	0.14	<	U	0.051	0.1	0.13	<	0.1	0.25	0.49	U
2,6-Dinitrotoluene	-	0 / 25	<	U	0.043	0.086	0.11	<	U	0.039	0.077	0.096	<	U	0.044	0.088	0.11	<	U	0.064	0.2	0.2	<	UJ	0.053	0.11	0.14	<	U	0.051	0.1	0.13	<	0.079	0.25	0.25	U
2-Amino-4,6-dinitrotoluene	1.7	10 / 25	<	U	0.055	0.11	0.12	<	U	0.049	0.096	0.11	<	U	0.056	0.11	0.12	<	U	0.05	0.12	0.2	<	UJ	0.032	0.11	0.16	<	U	0.031	0.1	0.15	<	0.062	0.15	0.25	U
2-Nitrotoluene	-	0 / 25	<	U	0.092	0.22	0.23	<	UJ	0.082	0.19	0.2	<	U	0.094	0.22	0.23	<	UJ	0.085	0.2	0.4	<	UJ	0.093	0.21	0.53	<	U	0.09	0.21	0.51	<	0.11	0.25	0.49	U
3-Nitrotoluene	-	0 / 25	<	U	0.21	0.43	0.43	<	UJ	0.19	0.38	0.38	<	U	0.21	0.44	0.44	<	UJ	0.19	0.4	0.4	<	UJ	0.06	0.21	0.53	<	U	0.059	0.21	0.51	<	0.1	0.25	0.49	U
4-Amino-2,6-dinitrotoluene	2.2	8 / 25	<	U	0.062	0.13	0.16	<	U	0.055	0.12	0.14	<	U	0.063	0.13	0.16	<	UJ	0.057	0.12	0.2	<	UJ	0.053	0.11	0.16	<	U	0.051	0.1	0.15	<	0.071	0.15	0.25	U
4-Nitrotoluene	-	0 / 25	<	U	0.11	0.43	0.44	<	UJ	0.096	0.38	0.39	<	U	0.11	0.44	0.45	<	UJ	0.2	0.4	0.99	<	UJ	0.093	0.21	0.53	<	U	0.09	0.21	0.51	<	0.25	0.49	1.2	U
HMX	4	9 / 25	<	U	0.094	0.22	0.23	<	U	0.084	0.19	0.2	<	U	0.096	0.22	0.23	<	U	0.087	0.2	0.4	0.16	J	0.03	0.11	0.16	<	U	0.037	0.1	0.15	<	0.11	0.25	0.49	U
MNX	0.33 J	1 / 19	<	U	0.17	0.43	2.2	<	U	0.15	0.38	1.9	<	U	0.17	0.44	2.2	<	U	0.15	0.4	2	<	UJ	0.038	0.11	0.53	<	U	0.029	0.1	0.51	<	0.44	0.44	2.5	U
Nitrobenzene	-	0 / 25	<	U	0.098	0.22	0.23	<	U	0.088	0.19	0.2	<	U	0.1	0.22	0.23	<	U	0.09	0.2	0.4	<	UJ	0.053	0.11	0.16	<	U	0.051	0.1	0.15	<	0.11	0.25	0.49	U
RDX	24	10 / 25	<	U	0.055	0.22	0.23	<	U	0.05	0.19	0.2	<	U	0.057	0.22	0.23	<	U	0.16	0.4	0.4	<	UJ	0.038	0.11	0.16	0.34	J	0.037	0.1	0.15	<	0.064	0.15	0.25	U
Tetryl	-	0 / 25	<	U	0.034	0.11	0.12	<	U	0.031	0.096	0.11	<	U	0.035	0.11	0.12	<	U	0.079	0.2	0.24	<	UJ	0.053	0.11	0.16	<	U	0.051	0.1	0.15	<	0.097	0.25	0.29	U

Notes:
< = less than reporting limit
µg/L = micrograms per liter
HMX = octahydro-1,3,5,7-tetranitro-1,3,5,7-tetrazocine
ID = identification number
J = estimated
LOQ = limit of quantification
MNX = mono-nitroso-RDX
NA = not analyzed
NRL = no reporting limit
Qual = qualifier
RDX = hexahydro-1,3,5-trinitro-1,3,5-triazine
RL = reporting limit
U = nondetect

TABLE E.1.2-12
CORNHUSKER ARMY AMMUNITION PLANT
PIEZOMETER PZ014-EXPLOSIVES

FIELD ID			PZ014					PZ014			PZ014			PZ014			PZ014			PZ014			PZ014			PZ014			PZ014			PZ014			PZ014		
METHOD	Maximum	Detection	SW846 M8330					SW846 M8330			SW846 M8330			SW846 M8330			SW846 M8330			SW846 M8330			SW846 M8330			SW846 M8330			SW846 M8330			SW846 M8330			SW846 M8330		
COLLECT DATE	Detection	Frequency	8/11/2015					8/12/2014			3/19/2013			3/14/2012			3/10/2011			3/17/2010			3/12/2009			3/19/2008			3/16/2007			3/17/2006			3/17/2005		
			Result	DL	LOD	LOQ	Qual	Result	LOQ	Qual	Result	RL	Qual	Result	RL	Qual	Result	RL	Qual	Result	RL	Qual	Result	RL	Qual	Result	RL	Qual	Result	RL	Qual	Result	RL	Qual	Result	RL	Qual
EXPLOSIVES (µg/L)																																				
1,3,5-Trinitrobenzene	1.3	7 / 25	<	0.20	0.41	1.0	UJ	<	1	U	<	0.8	U	<	0.8	U	<	0.8	U	<	1	U	<	0.48	U	<	0.49	U	1.3	0.48		1.1	0.49		1	0.48	
1,3-Dinitrobenzene	-	0 / 25	<	0.090	0.20	0.41	UJ	<	0.41	U	<	0.8	U	<	0.8	U	<	0.8	U	<	0.4	U	<	0.48	U	<	0.49	U	<	0.48	U	<	0.49	U	<	0.48	U
2,4,6-Trinitrotoluene	4.8	10 / 25	<	0.074	0.20	0.41	UJ	<	0.41	U	<	0.8	U	<	0.8	U	<	0.8	U	<	0.4	U	<	0.48	U	<	0.49	U	2.6	0.48		3.1	0.49		3.9	0.48	
2,4-Dinitrotoluene	-	0 / 25	<	0.085	0.20	0.41	UJ	<	0.41	U	<	0.8	U	<	0.8	U	<	0.8	U	<	0.4	U	<	0.48	U	<	0.49	U	<	0.48	U	<	0.49	U	<	0.48	U
2,6-Dinitrotoluene	-	0 / 25	<	0.066	0.20	0.20	UJ	<	0.21	U	<	0.8	U	<	0.8	U	<	0.8	U	<	0.2	U	<	0.48	U	<	0.49	U	<	0.48	U	<	0.49	U	<	0.48	U
2-Amino-4,6-dinitrotoluene	1.7	10 / 25	<	0.052	0.12	0.20	UJ	<	0.21	U	<	0.8	U	<	0.8	U	<	0.8	U	0.062	0.2	J	<	0.48	U	<	0.49	U	1.7	0.48		1.1	0.49		1.1	0.48	P
2-Nitrotoluene	-	0 / 25	<	0.087	0.20	0.41	UJ	<	0.41	U	<	0.8	U	<	0.8	U	<	0.8	U	<	0.4	U	<	0.48	U	<	0.49	U	<	0.48	U	<	0.49	U	<	0.48	U
3-Nitrotoluene	-	0 / 25	<	0.085	0.20	0.41	UJ	<	0.41	U	<	0.8	U	<	0.8	U	<	0.8	U	<	0.4	U	<	0.48	U	<	0.49	U	<	0.48	U	<	0.49	U	<	0.48	U
4-Amino-2,6-dinitrotoluene	2.2	8 / 25	<	0.059	0.12	0.20	UJ	<	0.21	U	<	1.4	U	<	1.4	U	<	0.8	U	<	0.2	U	<	0.48	U	<	0.49	U	2.2	0.48		1.9	0.49		1.4	0.48	
4-Nitrotoluene	-	0 / 25	<	0.20	0.41	1.0	UJ	<	1	U	<	0.8	U	<	0.8	U	<	0.8	U	<	1	U	<	0.48	U	<	0.49	U	<	0.48	U	<	0.49	U	<	0.48	U
HMX	4	9 / 25	<	0.089	0.20	0.41	U	<	0.41	J	0.13	0.8	J	0.23	0.8	J	0.15	0.8	J	<	0.4	U	<	0.48	U	<	0.49	U	4	0.48		3	0.49		2	0.48	
MNX	0.33 J	1 / 19	<	0.37	0.37	2.0	U	<	2.1	U	<	0.8	U	<	0.8	U	<	0.8	U	<	2	U	<	0.48	U	<	0.49	U	<	0.48	U	<	0.49	U	0.33	0.48	J
Nitrobenzene	-	0 / 25	<	0.093	0.20	0.41	UJ	<	0.41	U	<	0.8	U	<	0.8	U	<	0.8	U	<	0.4	U	<	0.48	U	<	0.49	U	<	0.48	U	<	0.49	U	<	0.48	U
RDX	24	10 / 25	0.072	0.053	0.12	0.20	J	<	0.21	U	<	0.8	U	<	0.8	U	<	0.8	U	<	0.2	U	<	0.48	U	<	0.49	U	15	0.48		20	0.49		24	0.48	
Tetryl	-	0 / 25	<	0.081	0.20	0.24	UJ	<	0.25	U	<	1.6	U	<	0.8	U	<	0.8	U	<	0.24	U	<	0.48	U	<	0.49	U	<	0.48	U	<	0.49	U	<	0.48	U

Notes:
< = less than reporting limit
µg/L = micrograms per liter
HMX = octahydro-1,3,5,7-tetranitro-1,3,5,7-tetrazocine
ID = identification number
J = estimated
LOQ = limit of quantification
MNX = mono-nitroso-RDX
NA = not analyzed
NRL = no reporting limit
Qual = qualifier
RDX = hexahydro-1,3,5-trinitro-1,3,5-triazine
RL = reporting limit
U = nondetect

TABLE E.1.2-12
CORNHUSKER ARMY AMMUNITION PLANT
PIEZOMETER PZ014-EXPLOSIVES

FIELD ID			PZ014			PZ014			PZ014			PZ014			PZ014			PZ014			PZ014		
METHOD	Maximum	Detection	SW846 M8330			SW846 M8330			SW846 M8330			SW846 M8330			SW846 M8330			SW846 M8330			UW51		
COLLECT DATE	Detection	Frequency	3/17/2004			3/25/2003			3/25/2002			3/26/2001			3/21/2000			3/31/1999			6/22/1998		
			Result	RL	Qual	Result	RL	Qual	Result	RL	Qual	Result	RL	Qual	Result	RL	Qual	Result	RL	Qual	Result	RL	Qual
EXPLOSIVES (µg/L)																							
1,3,5-Trinitrobenzene	1.3	7 / 25	1.1	0.28		<	0.19	U	0.81	0.28		1.1	0.8		1.0	0.8		<	0.8	U	<	1.00	U
1,3-Dinitrobenzene	-	0 / 25	<	0.28	U	<	0.19	U	<	0.18	UJ	<	0.8	U	<	0.8	U	<	0.8	U	<	0.500	U
2,4,6-Trinitrotoluene	4.8	10 / 25	4.6	0.28		3.8	0.19		2.8	0.23		4.8	0.8		3.8	1.5		3.53	0.8		3.66	1.00	
2,4-Dinitrotoluene	-	0 / 25	<	0.55	U	<	0.36	U	<	0.18	U	<	0.8	U	<	1.1	U	<	0.8	U	<	0.500	U
2,6-Dinitrotoluene	-	0 / 25	<	0.55	U	<	0.36	U	<	0.71	U	<	0.8	U	<	1.1	U	<	0.8	U	<	0.500	U
2-Amino-4,6-dinitrotoluene	1.7	10 / 25	1.5	0.55		1.7	0.36		1.1	0.29		1.7	0.8		1.3	1		1.37	0.8		<	0.500	U
2-Nitrotoluene	-	0 / 25	<	0.55	U	<	0.36	U	<	0.56	U	<	0.8	U	<	1.1	U	<	0.8	U	<	1.00	U
3-Nitrotoluene	-	0 / 25	<	0.55	U	<	0.36	U	<	0.36	U	<	0.8	U	<	1.1	U	<	0.8	U	<	1.00	U
4-Amino-2,6-dinitrotoluene	2.2	8 / 25	1.2	0.55		<	0.36	U	1.0	0.48		1.3	0.8		0.61	1	J	0.828	0.8		<	1.00	U
4-Nitrotoluene	-	0 / 25	<	0.88	U	<	0.58	U	<	1.2	U	<	0.8	U	<	1.1	U	<	0.8	U	<	1.00	U
HMX	4	9 / 25	<	0.69	U	0.39	0.46	J	0.32	0.78		<	1	U	<	0.8	U	<	0.8	U	<	0.500	U
MNX	0.33 J	1 / 19	<	0.28	U		NA			NA			NA			NA			NA			NA	
Nitrobenzene	-	0 / 25	<	0.28	U	<	0.19	U	<	0.32	U	<	0.8	U	<	0.8	U	<	0.8	U	<	0.500	U
RDX	24	10 / 25	5.9	0.28		2.1	0.19		1.3	0.46		3.1	0.8		<	0.8	U	0.272	0.8	J	<	1.00	U
Tetryl	-	0 / 25	<	0.55	U	<	0.36	U	<	0.76	U	<	0.8	U	<	1.3	U	<	0.8	U	<	0.500	U

Notes:
< = less than reporting limit
µg/L = micrograms per liter
HMX = octahydro-1,3,5,7-tetranitro-1,3,5,7-tetrazocine
ID = identification number
J = estimated
LOQ = limit of quantification
MNX = mono-nitroso-RDX
NA = not analyzed
NRL = no reporting limit
Qual = qualifier
RDX = hexahydro-1,3,5-trinitro-1,3,5-triazine
RL = reporting limit
U = nondetect

TABLE E.1.2-13
CORNHUSKER ARMY AMMUNITION PLANT
PIEZOMETER PZ015-EXPLOSIVES

FIELD ID			PZ015					PZ015					PZ015					PZ015					PZ015					PZ015					PZ015				
METHOD	Maximum	Detection	SW846 M8330					SW846 M8330					SW846 M8330					SW846 M8330					SW846 M8330					SW846 M8330					SW846 M8330				
COLLECT DATE	Detection	Frequency	5/15/2022					5/21/2021					6/13/2020					6/4/2019					3/22/2018					3/30/2017					8/12/2016				
			Result	Qual	DL	LOD	LOQ	Result	Qual	DL	LOD	LOQ	Result	Qual	DL	LOD	LOQ	Result	Qual	DL	LOD	LOQ	Result	Qual	DL	LOD	LOQ	Result	Qual	DL	LOD	LOQ	Result	DL	LOD	LOQ	Qual
EXPLOSIVES (µg/L)																																					
1,3,5-Trinitrobenzene	130	12 / 25	<	U	0.09	0.21	0.22	0.18	J	0.095	0.23	0.24	<	U	0.088	0.21	0.22	<	U	0.22	0.43	1.1	<	U	0.032	0.1	0.15	<	U	0.032	0.1	0.16	<	0.23	0.46	1.1	U
1,3-Dinitrobenzene	-	0 / 25	<	U	0.039	0.11	0.12	<	U	0.042	0.11	0.12	<	U	0.039	0.1	0.11	<	U	0.096	0.22	0.43	<	U	0.051	0.1	0.15	<	U	0.052	0.1	0.16	<	0.1	0.23	0.46	U
2,4,6-Trinitrotoluene	240 J	10 / 25	<	U	0.048	0.11	0.12	<	U	0.051	0.11	0.12	<	U	0.047	0.1	0.11	<	U	0.17	0.43	0.43	<	U	0.051	0.1	0.15	<	U	0.052	0.1	0.16	<	0.082	0.23	0.46	U
2,4-Dinitrotoluene	1.3 J	4 / 25	<	U	0.029	0.085	0.11	<	U	0.031	0.091	0.11	<	U	0.029	0.084	0.1	<	U	0.09	0.22	0.43	<	U	0.051	0.1	0.13	<	U	0.052	0.1	0.13	<	0.095	0.23	0.46	U
2,6-Dinitrotoluene	0.74	1 / 25	<	U	0.043	0.085	0.11	<	U	0.045	0.091	0.11	<	U	0.042	0.084	0.1	0.74		0.07	0.22	0.22	<	U	0.051	0.1	0.13	<	U	0.052	0.1	0.13	<	0.073	0.23	0.23	U
2-Amino-4,6-dinitrotoluene	7.5 J	11 / 25	<	U	0.054	0.11	0.12	<	UJ	0.057	0.11	0.12	<	U	0.053	0.1	0.11	<	U	0.055	0.13	0.22	<	U	0.031	0.1	0.15	<	U	0.031	0.1	0.16	<	0.058	0.14	0.23	U
2-Nitrotoluene	-	0 / 25	<	U	0.091	0.21	0.22	<	UJ	0.097	0.23	0.24	<	U	0.089	0.21	0.22	<	UJ	0.092	0.22	0.43	<	U	0.09	0.2	0.51	<	U	0.091	0.21	0.52	<	0.097	0.23	0.46	U
3-Nitrotoluene	-	0 / 25	<	U	0.21	0.43	0.43	<	UJ	0.22	0.45	0.45	<	U	0.2	0.42	0.42	<	U	0.21	0.43	0.43	<	U	0.058	0.2	0.51	<	U	0.059	0.21	0.52	<	0.095	0.23	0.46	U
4-Amino-2,6-dinitrotoluene	10 J	11 / 25	<	U	0.062	0.13	0.16	<	UJ	0.065	0.14	0.17	<	U	0.06	0.13	0.16	<	U	0.062	0.13	0.22	<	U	0.051	0.1	0.15	<	U	0.052	0.1	0.16	<	0.066	0.14	0.23	U
4-Nitrotoluene	-	0 / 25	<	U	0.11	0.43	0.44	<	UJ	0.11	0.45	0.46	<	U	0.1	0.42	0.43	<	UJ	0.22	0.43	1.1	<	U	0.09	0.2	0.51	<	U	0.091	0.21	0.52	<	0.23	0.46	1.1	U
HMX	12 J	17 / 25	<	U	0.093	0.21	0.22	<	U	0.099	0.23	0.24	<	U	0.092	0.21	0.22	<	U	0.094	0.22	0.43	0.37		0.029	0.1	0.15	0.74		0.037	0.1	0.16	<	0.1	0.23	0.46	U
MNX	0.61	2 / 19	<	U	0.16	0.43	2.1	<	U	0.17	0.45	2.3	<	U	0.16	0.42	2.1	<	U	0.17	0.43	2.2	<	U	0.037	0.1	0.51	<	U	0.029	0.1	0.52	<	0.41	0.41	2.3	U
Nitrobenzene	1.8 J	1 / 25	<	U	0.097	0.21	0.22	<	U	0.1	0.23	0.24	<	U	0.095	0.21	0.22	<	U	0.098	0.22	0.43	<	U	0.051	0.1	0.15	<	U	0.052	0.1	0.16	<	0.1	0.23	0.46	U
RDX	115	17 / 25	<	U	0.055	0.21	0.22	<	U	0.058	0.23	0.24	<	U	0.054	0.21	0.22	0.85	J	0.17	0.43	0.43	<	U	0.037	0.1	0.15	0.84	J	0.037	0.1	0.16	<	0.06	0.14	0.23	U
Tetryl	-	0 / 25	<	U	0.034	0.11	0.12	<	U	0.036	0.11	0.12	<	U	0.033	0.1	0.11	<	U	0.085	0.22	0.26	<	U	0.051	0.1	0.15	<	U	0.052	0.1	0.16	<	0.09	0.23	0.27	U

Notes:
< = less than reporting limit
µg/L = micrograms per liter
HMX = octahydro-1,3,5,7-tetranitro-1,3,5,7-tetrazocine
ID = identification number
J = estimated
LOQ = limit of quantification
MNX = mono-nitroso-RDX
NA = not analyzed
NRL = no reporting limit
Qual = qualifier
RDX = hexahydro-1,3,5-trinitro-1,3,5-triazine
RL = reporting limit
U = nondetect

TABLE E.1.2-13
CORNHUSKER ARMY AMMUNITION PLANT
PIEZOMETER PZ015-EXPLOSIVES

FIELD ID			PZ015					PZ015			PZ015			PZ015			PZ015			PZ015			PZ015			PZ015			PZ015			PZ015			PZ015		
METHOD	Maximum	Detection	SW846 M8330					SW846 M8330			SW846 M8330			SW846 M8330			SW846 M8330			SW846 M8330			SW846 M8330			SW846 M8330			SW846 M8330			SW846 M8330			SW846 M8330		
COLLECT DATE	Detection	Frequency	8/13/2015					8/14/2014			3/18/2013			3/13/2012			3/15/2011			3/18/2010			3/16/2009			3/18/2008			3/15/2007			3/16/2006			3/16/2005		
			Result	DL	LOD	LOQ	Qual	Result	LOQ	Qual	Result	RL	Qual	Result	RL	Qual	Result	RL	Qual	Result	RL	Qual	Result	RL	Qual	Result	RL	Qual	Result	RL	Qual	Result	RL	Qual	Result	RL	Qual
EXPLOSIVES (µg/L)																																				
1,3,5-Trinitrobenzene	130	12 / 25	<	0.22	0.43	1.1	U	<	1	U	<	0.8	U	<	0.8	U	<	0.8	U	6.5	0.99		84	2.4		110	2.4		130	2.5		120	4.8		100	4.8	
1,3-Dinitrobenzene	-	0 / 25	<	0.096	0.22	0.43	U	<	0.41	U	<	0.8	U	<	0.8	U	<	0.8	U	<	0.4	U	<	0.48	U	<	0.48	U	<	0.49	U	<	0.48	U	<	0.48	U
2,4,6-Trinitrotoluene	240 J	10 / 25	<	0.078	0.22	0.43	U	<	0.41	U	<	0.8	U	<	0.8	U	<	0.8	U	3.9	0.4		47	0.48		61	2.4		74	2.5		98	4.8		110	4.8	
2,4-Dinitrotoluene	1.3 J	4 / 25	<	0.090	0.22	0.43	U	<	0.41	U	<	0.8	U	<	0.8	U	<	0.8	U	<	0.4	U	<	0.48	U	<	0.48	U	0.55	0.49		<	0.48	U	0.55	0.48	
2,6-Dinitrotoluene	0.74	1 / 25	<	0.070	0.22	0.22	U	<	0.21	U	<	0.8	U	<	0.8	U	<	0.8	U	<	0.2	U	<	0.48	U	<	0.48	U	<	0.49	U	<	0.48	U	<	0.48	U
2-Amino-4,6-dinitrotoluene	7.5 J	11 / 25	<	0.055	0.13	0.22	U	<	0.21	U	<	0.8	U	<	0.8	U	<	0.8	U	0.75	0.2		4.7	0.48		5.1	0.48		4.9	0.49		5	0.48		4.7	0.48	P
2-Nitrotoluene	-	0 / 25	<	0.092	0.22	0.43	U	<	0.41	U	<	0.8	U	<	0.8	U	<	0.8	U	<	0.4	U	<	0.48	U	<	0.48	U	<	0.49	U	<	0.48	U	<	0.48	U
3-Nitrotoluene	-	0 / 25	<	0.090	0.22	0.43	U	<	0.41	U	<	0.8	U	<	0.8	U	<	0.8	U	<	0.4	U	<	0.48	U	<	0.48	U	<	0.49	U	<	0.48	U	<	0.48	U
4-Amino-2,6-dinitrotoluene	10 J	11 / 25	<	0.062	0.13	0.22	U	<	0.21	U	<	1.4	U	<	1.4	U	<	0.8	U	0.64	0.2		5.7	0.48		5.5	0.48		4.9	0.49	J	4.7	0.48		5.7	0.48	
4-Nitrotoluene	-	0 / 25	<	0.22	0.43	1.1	U	<	1	U	<	0.8	U	<	0.8	U	<	0.8	U	<	0.99	U	<	0.48	U	<	0.48	U	<	0.49	U	<	0.48	U	<	0.48	U
HMX	12 J	17 / 25	<	0.094	0.22	0.43	U	<	0.41	J	1.3	0.8	J	5	0.8		10	0.8	J	3.5	0.4		3.6	0.48		3.8	0.48	J	2.9	0.49	J	3.5	0.48		4.2	0.48	
MNX	0.61	2 / 19	<	0.39	0.39	2.2	U	<	2.1	U	<	0.8	U	<	0.8	U	<	0.8	U	<	2	U	<	0.48	U	<	0.48	U	<	0.49	U	<	0.48	U	0.36	0.48	J
Nitrobenzene	1.8 J	1 / 25	<	0.098	0.22	0.43	U	<	0.41	U	<	0.8	U	1.8	0.8	J	<	0.8	U	<	0.4	U	<	0.48	U	<	0.48	U	<	0.49	U	<	0.48	U	<	0.48	U
RDX	115	17 / 25	<	0.056	0.13	0.22	U	<	0.21	U	<	0.8	U	4	0.8		2.5	0.8		11	0.2		19	0.48		7.9	0.48		10	0.49		9.8	0.48		27	0.48	
Tetryl	-	0 / 25	<	0.085	0.22	0.26	U	<	0.25	U	<	1.6	U	<	0.8	U	<	0.8	U	<	0.24	U	<	0.48	U	<	0.48	U	<	0.49	U	<	0.48	U	<	0.48	U

Notes:
< = less than reporting limit
µg/L = micrograms per liter
HMX = octahydro-1,3,5,7-tetranitro-1,3,5,7-tetrazocine
ID = identification number
J = estimated
LOQ = limit of quantification
MNX = mono-nitroso-RDX
NA = not analyzed
NRL = no reporting limit
Qual = qualifier
RDX = hexahydro-1,3,5-trinitro-1,3,5-triazine
RL = reporting limit
U = nondetect

TABLE E.1.2-13
CORNHUSKER ARMY AMMUNITION PLANT
PIEZOMETER PZ015-EXPLOSIVES

FIELD ID			PZ015			PZ015			PZ015			PZ015			PZ015			PZ015			PZ015		
METHOD	Maximum	Detection	SW846 M8330			SW846 M8330			SW846 M8330			SW846 M8330			SW846 M8330			SW846 M8330			UW51		
COLLECT DATE	Detection	Frequency	3/18/2004			3/18/2003			3/22/2002			3/23/2001			3/21/2000			4/2/1999			6/18/1998		
			Result	RL	Qual	Result	RL	Qual	Result	RL	Qual	Result	RL	Qual	Result	RL	Qual	Result	RL	Qual	Result	RL	Qual
EXPLOSIVES (µg/L)																							
1,3,5-Trinitrobenzene	130	12 / 25	110	8.7		0.98	0.2	J	110	30	J	<	0.8	U	2.5	0.8		<	0.8	U	1.78	1.00	
1,3-Dinitrobenzene	-	0 / 25	<	0.17	U	<	0.2	U	<	0.20	U	<	0.8	U	<	0.8	U	<	0.8	U	<	0.500	U
2,4,6-Trinitrotoluene	240 J	10 / 25	140	8.7		240	20	J	230	25	J	<	0.8	U	7.6	1.5		<	0.8	U	<	1.00	U
2,4-Dinitrotoluene	1.3 J	4 / 25	0.94	0.34		<	1.3	UJ	1.3	0.20	J	<	0.8	U	<	1.1	U	<	0.8	U	<	0.500	U
2,6-Dinitrotoluene	0.74	1 / 25	<	0.34	U	<	0.38	U	<	0.78	U	<	0.8	U	<	1.1	U	<	0.8	U	<	0.500	U
2-Amino-4,6-dinitrotoluene	7.5 J	11 / 25	6.7	0.34		7.5	0.38	J	7.3	0.31	J	1	0.8		0.58	1	J	<	0.8	U	<	0.500	U
2-Nitrotoluene	-	0 / 25	<	0.34	U	<	0.38	U	<	0.61	U	<	0.8	U	<	1.1	U	<	0.8	U	<	1.00	U
3-Nitrotoluene	-	0 / 25	<	0.34	U	<	0.38	U	<	0.39	U	<	0.8	U	<	1.1	U	<	0.8	U	<	1.00	U
4-Amino-2,6-dinitrotoluene	10 J	11 / 25	6.4	0.34		8.8	0.38	J	10	0.52	J	0.68	0.8	J	0.77	1	J	<	0.8	U	<	1.00	U
4-Nitrotoluene	-	0 / 25	<	0.54	U	<	0.62	U	<	1.2	U	<	0.8	U	<	1.1	U	<	0.8	U	<	1.00	U
HMX	12 J	17 / 25	6.9	0.42		12	4.8	J	11	8.5	J	1.8	1		7.4	0.8		<	0.8	U	6.30	0.500	
MNX	0.61	2 / 19	0.61	0.17			NA			NA			NA			NA			NA			NA	
Nitrobenzene	1.8 J	1 / 25	<	0.17	U	<	0.2	U	<	0.35	U	<	0.8	U	<	0.8	U	<	0.8	U	<	0.500	U
RDX	115	17 / 25	33	1.7		72	2	J	71	5.0	J	9.7	0.8		58	8		5.2	0.8		115	1.00	
Tetryl	-	0 / 25	<	0.34	U	<	0.38	U	<	0.82	U	<	0.8	U	<	1.3	U	<	0.8	U	<	0.500	U

Notes:
< = less than reporting limit
µg/L = micrograms per liter
HMX = octahydro-1,3,5,7-tetranitro-1,3,5,7-tetrazocine
ID = identification number
J = estimated
LOQ = limit of quantification
MNX = mono-nitroso-RDX
NA = not analyzed
NRL = no reporting limit
Qual = qualifier
RDX = hexahydro-1,3,5-trinitro-1,3,5-triazine
RL = reporting limit
U = nondetect

TABLE E.1.2-14
CORNHUSKER ARMY AMMUNITION PLANT
PIEZOMETER PZ016-EXPLOSIVES

FIELD ID			PZ016					PZ016					PZ016					PZ016					PZ016					PZ016					PZ016				
METHOD	Maximum	Detection	SW846 M8330					SW846 M8330					SW846 M8330					SW846 M8330					SW846 M8330					SW846 M8330					SW846 M8330				
COLLECT DATE	Detection	Frequency	5/15/2022					5/22/2021					6/13/2020					6/9/2019					3/22/2018					3/30/2017					8/12/2016				
			Result	Qual	DL	LOD	LOQ	Result	Qual	DL	LOD	LOQ	Result	Qual	DL	LOD	LOQ	Result	Qual	DL	LOD	LOQ	Result	Qual	DL	LOD	LOQ	Result	Qual	DL	LOD	LOQ	Result	DL	LOD	LOQ	Qual
EXPLOSIVES (µg/L)																																					
1,3,5-Trinitrobenzene	99	12 / 25	<	U	0.094	0.22	0.23	<	U	0.083	0.2	0.21	<	U	0.088	0.21	0.22	<	U	0.2	0.41	1	<	U	0.032	0.1	0.16	<	U	0.032	0.1	0.16	<	0.22	0.44	1.1	U
1,3-Dinitrobenzene	-	0 / 25	<	U	0.041	0.11	0.12	<	U	0.036	0.098	0.11	<	U	0.039	0.1	0.12	<	U	0.091	0.2	0.41	<	U	0.052	0.1	0.16	<	U	0.052	0.1	0.16	<	0.097	0.22	0.44	U
2,4,6-Trinitrotoluene	12	13 / 25	<	U	0.05	0.11	0.12	<	U	0.044	0.098	0.11	<	U	0.047	0.1	0.12	<	U	0.16	0.41	0.41	<	U	0.052	0.1	0.16	<	U	0.052	0.1	0.16	<	0.079	0.22	0.44	U
2,4-Dinitrotoluene	-	0 / 25	<	U	0.031	0.089	0.11	<	U	0.027	0.079	0.098	<	U	0.029	0.084	0.1	<	U	0.086	0.2	0.41	<	U	0.052	0.1	0.14	<	U	0.052	0.1	0.14	<	0.092	0.22	0.44	U
2,6-Dinitrotoluene	-	0 / 25	<	U	0.045	0.089	0.11	<	U	0.039	0.079	0.098	<	U	0.042	0.084	0.1	<	U	0.066	0.2	0.2	<	U	0.052	0.1	0.14	<	U	0.052	0.1	0.14	<	0.07	0.22	0.22	U
2-Amino-4,6-dinitrotoluene	0.65 J	14 / 25	0.38	J	0.057	0.11	0.12	0.58	J	0.05	0.098	0.11	0.19	J	0.053	0.1	0.12	0.097	J	0.052	0.12	0.2	0.59		0.031	0.1	0.16	<	U	0.031	0.1	0.16	<	0.055	0.13	0.22	U
2-Nitrotoluene	-	0 / 25	<	U	0.095	0.22	0.23	<	UJ	0.084	0.2	0.21	<	U	0.089	0.21	0.22	<	UJ	0.087	0.2	0.41	<	U	0.091	0.21	0.52	<	U	0.092	0.21	0.52	<	0.093	0.22	0.44	U
3-Nitrotoluene	-	0 / 25	<	U	0.22	0.45	0.45	<	UJ	0.19	0.39	0.39	<	U	0.2	0.42	0.42	<	UJ	0.2	0.41	0.41	<	U	0.059	0.21	0.52	<	U	0.06	0.21	0.52	<	0.091	0.22	0.44	U
4-Amino-2,6-dinitrotoluene	0.96	7 / 25	0.49		0.064	0.13	0.17	0.96		0.057	0.12	0.15	0.36		0.06	0.13	0.16	0.15	J	0.059	0.12	0.2	0.83		0.052	0.1	0.16	0.76		0.052	0.1	0.16	<	0.063	0.13	0.22	U
4-Nitrotoluene	-	0 / 25	<	U	0.11	0.45	0.46	<	UJ	0.098	0.39	0.4	<	U	0.1	0.42	0.43	<	UJ	0.2	0.41	1	<	U	0.091	0.21	0.52	<	U	0.092	0.21	0.52	<	0.22	0.44	1.1	U
HMX	1.8	13 / 25	1		0.098	0.22	0.23	1.2		0.086	0.2	0.21	<	U	0.092	0.21	0.22	0.39	J	0.09	0.2	0.41	1.4		0.029	0.1	0.16	1.2		0.038	0.1	0.16	<	0.096	0.22	0.44	U
MNX	2.7 J	1 / 19	<	U	0.17	0.45	2.2	<	U	0.15	0.39	2	<	U	0.16	0.42	2.1	<	U	0.16	0.41	2	<	U	0.037	0.1	0.52	<	U	0.029	0.1	0.52	<	0.39	0.39	2.2	U
Nitrobenzene	-	0 / 25	<	U	0.1	0.22	0.23	<	U	0.089	0.2	0.21	<	U	0.095	0.21	0.22	<	U	0.093	0.2	0.41	<	U	0.052	0.1	0.16	<	U	0.052	0.1	0.16	<	0.099	0.22	0.44	U
RDX	4.2	14 / 25	1		0.057	0.22	0.23	0.66		0.051	0.2	0.21	<	U	0.054	0.21	0.22	0.33	J	0.16	0.41	0.41	0.85		0.037	0.1	0.16	0.84		0.038	0.1	0.16	<	0.057	0.13	0.22	U
Tetryl	-	0 / 25	<	U	0.035	0.11	0.12	<	U	0.031	0.098	0.11	<	U	0.033	0.1	0.12	<	U	0.081	0.2	0.25	<	U	0.052	0.1	0.16	<	U	0.052	0.1	0.16	<	0.087	0.22	0.26	U

Notes:
< = less than reporting limit
µg/L = micrograms per liter
HMX = octahydro-1,3,5,7-tetranitro-1,3,5,7-tetrazocine
ID = identification number
J = estimated
LOQ = limit of quantification
MNX = mono-nitroso-RDX
NA = not analyzed
NRL = no reporting limit
Qual = qualifier
RDX = hexahydro-1,3,5-trinitro-1,3,5-triazine
RL = reporting limit
U = nondetect

TABLE E.1.2-14
CORNHUSKER ARMY AMMUNITION PLANT
PIEZOMETER PZ016-EXPLOSIVES

FIELD ID			PZ016					PZ016			PZ016			PZ016			PZ016			PZ016			PZ016			PZ016			PZ016			PZ016			PZ016		
METHOD	Maximum	Detection	SW846 M8330					SW846 M8330			SW846 M8330			SW846 M8330			SW846 M8330			SW846 M8330			SW846 M8330			SW846 M8330			SW846 M8330			SW846 M8330			SW846 M8330		
COLLECT DATE	Detection	Frequency	8/13/2015					8/14/2014			3/18/2013			3/14/2012			3/15/2011			3/18/2010			3/18/2009			3/18/2008			3/15/2007			3/16/2006			3/16/2005		
			Result	DL	LOD	LOQ	Qual	Result	LOQ	Qual	Result	RL	Qual	Result	RL	Qual	Result	RL	Qual	Result	RL	Qual	Result	RL	Qual	Result	RL	Qual	Result	RL	Qual	Result	RL	Qual	Result	RL	Qual
EXPLOSIVES (µg/L)																																				
1,3,5-Trinitrobenzene	99	12 / 25	<	0.22	0.43	1.1	U	<	1	U	<	0.8	U	<	0.8	UJ	0.49	0.8	J	<	1	UJ	37	0.48		5.4	0.48		2.8	0.49		1.7	0.48		4.7	0.48	
1,3-Dinitrobenzene	-	0 / 25	<	0.096	0.22	0.43	U	<	0.41	U	<	0.8	U	<	0.8	UJ	<	0.8	U	<	0.4	UJ	<	0.48	U	<	0.48	U	<	0.49	U	<	0.48	U	<	0.48	U
2,4,6-Trinitrotoluene	12	13 / 25	<	0.078	0.22	0.43	U	<	0.41	U	<	0.8	U	<	0.8	UJ	0.34	0.8	J	<	0.4	UJ	8.2	0.48		2.4	0.48		0.89	0.49		0.62	0.48		1.7	0.48	
2,4-Dinitrotoluene	-	0 / 25	<	0.091	0.22	0.43	U	<	0.41	U	<	0.8	U	<	0.8	UJ	<	0.8	U	<	0.4	UJ	<	0.48	U	<	0.48	U	<	0.49	U	<	0.48	U	<	0.48	U
2,6-Dinitrotoluene	-	0 / 25	<	0.070	0.22	0.22	U	<	0.21	U	<	0.8	U	<	0.8	UJ	<	0.8	U	<	0.2	UJ	<	0.48	U	<	0.48	U	<	0.49	U	<	0.48	U	<	0.48	U
2-Amino-4,6-dinitrotoluene	0.65 J	14 / 25	<	0.055	0.13	0.22	U	<	0.21	U	<	0.8	U	0.26	0.8	J	0.44	0.8	J	0.13	0.2	J	0.54	0.48		<	0.48	U	<	0.49	U	<	0.48	U	<	0.48	U
2-Nitrotoluene	-	0 / 25	<	0.093	0.22	0.43	U	<	0.41	U	<	0.8	U	<	0.8	UJ	<	0.8	U	<	0.4	UJ	<	0.48	U	<	0.48	U	<	0.49	U	<	0.48	U	<	0.48	U
3-Nitrotoluene	-	0 / 25	<	0.090	0.22	0.43	U	<	0.41	U	<	0.8	U	<	0.8	UJ	<	0.8	U	<	0.4	UJ	<	0.48	U	<	0.48	U	<	0.49	U	<	0.48	U	<	0.48	U
4-Amino-2,6-dinitrotoluene	0.96	7 / 25	<	0.063	0.13	0.22	U	<	0.21	U	<	1.4	U	<	1.4	UJ	<	0.8	U	<	0.2	UJ	0.73	0.48		<	0.48	U	<	0.49	U	<	0.48	U	<	0.48	U
4-Nitrotoluene	-	0 / 25	<	0.22	0.43	1.1	U	<	1	U	<	0.8	U	<	0.8	UJ	<	0.8	U	<	1	UJ	<	0.48	U	<	0.48	U	<	0.49	U	<	0.48	U	<	0.48	U
HMX	1.8	13 / 25	<	0.095	0.22	0.43	U	<	0.41	J	0.5	0.8	J	0.45	0.8	J	0.47	0.8	J	<	0.4	UJ	1.1	0.48		<	0.48	U	<	0.49	U	<	0.48	U	<	0.48	U
MNX	2.7 J	1 / 19	<	0.39	0.39	2.2	U	<	2.1	U	<	0.8	U	<	0.8	UJ	<	0.8	U	2.7	2	J	<	0.48	U	<	0.48	U	<	0.49	U	<	0.48	U	<	0.48	U
Nitrobenzene	-	0 / 25	<	0.099	0.22	0.43	U	<	0.41	U	<	0.8	U	<	0.8	UJ	<	0.8	U	<	0.4	UJ	<	0.48	U	<	0.48	U	<	0.49	U	<	0.48	U	<	0.48	U
RDX	4.2	14 / 25	<	0.057	0.13	0.22	U	<	0.21	J	0.57	0.8	J	0.7	0.8	J	1.2	0.8		<	0.2	UJ	2	0.48		<	0.48	U	<	0.49	U	<	0.48	U	<	0.48	U
Tetryl	-	0 / 25	<	0.086	0.22	0.26	U	<	0.25	U	<	1.6	U	<	0.8	UJ	<	0.8	U	<	0.24	UJ	<	0.48	U	<	0.48	U	<	0.49	U	<	0.48	U	<	0.48	U

Notes:
< = less than reporting limit
µg/L = micrograms per liter
HMX = octahydro-1,3,5,7-tetranitro-1,3,5,7-tetrazocine
ID = identification number
J = estimated
LOQ = limit of quantification
MNX = mono-nitroso-RDX
NA = not analyzed
NRL = no reporting limit
Qual = qualifier
RDX = hexahydro-1,3,5-trinitro-1,3,5-triazine
RL = reporting limit
U = nondetect

TABLE E.1.2-14
CORNHUSKER ARMY AMMUNITION PLANT
PIEZOMETER PZ016-EXPLOSIVES

FIELD ID			PZ016			PZ016			PZ016			PZ016			PZ016			PZ016			PZ016		
METHOD	Maximum	Detection	SW846 M8330			SW846 M8330			SW846 M8330			SW846 M8330			SW846 M8330			SW846 M8330			UW51		
COLLECT DATE	Detection	Frequency	3/18/2004			3/18/2003			3/22/2002			3/23/2001			3/21/2000			4/2/1999			6/18/1998		
			Result	RL	Qual	Result	RL	Qual	Result	RL	Qual	Result	RL	Qual	Result	RL	Qual	Result	RL	Qual	Result	RL	Qual
EXPLOSIVES (µg/L)																							
1,3,5-Trinitrobenzene	99	12 / 25	7.8	0.23		<	0.16	U	70	2.4		46	4		52	8		99	8		10.2	1.00	
1,3-Dinitrobenzene	-	0 / 25	<	0.23	U	<	0.16	U	<	0.16	U	<	0.8	U	<	0.8	U	<	1.6	U	<	0.500	U
2,4,6-Trinitrotoluene	12	13 / 25	3.3	0.23		4.1	0.16	J	9.8	1.0		6.5	0.8		8	1.5		12	1.6		2.41	1.00	
2,4-Dinitrotoluene	-	0 / 25	<	0.44	U	<	0.31	U	<	0.16	U	<	0.8	U	<	1.1	U	<	1.6	U	<	0.500	U
2,6-Dinitrotoluene	-	0 / 25	<	0.44	U	<	0.31	U	<	0.62	U	<	0.8	U	<	1.1	U	<	1.6	U	<	0.500	U
2-Amino-4,6-dinitrotoluene	0.65 J	14 / 25	0.28	0.44	J	0.31	0.31	J	0.45	0.25		0.25	0.8	J	<	1	U	0.65	1.6	J	<	0.500	U
2-Nitrotoluene	-	0 / 25	<	0.44	U	<	0.31	U	<	0.49	U	<	0.8	U	<	1.1	U	<	1.6	U	<	1.00	U
3-Nitrotoluene	-	0 / 25	<	0.44	U	<	0.31	U	<	0.31	U	<	0.8	U	<	1.1	U	<	1.6	U	<	1.00	U
4-Amino-2,6-dinitrotoluene	0.96	7 / 25	<	0.44	U	<	0.31	U	<	0.42	U	<	0.8	U	<	1	U	<	1.6	U	<	1.00	U
4-Nitrotoluene	-	0 / 25	<	0.71	U	<	0.5	U	<	1.0	U	<	0.8	U	<	1.1	U	<	1.6	U	<	1.00	U
HMX	1.8	13 / 25	<	0.55	U	0.58	0.39	J	1.4	0.68		<	1	U	1.8	0.8		1.4	1.6	J	<	0.500	U
MNX	2.7 J	1 / 19	<	0.23	U		NA			NA			NA			NA			NA			NA	
Nitrobenzene	-	0 / 25	<	0.23	U	<	0.16	U	<	0.28	U	<	0.8	U	<	0.8	U	<	1.6	U	<	0.500	U
RDX	4.2	14 / 25	0.54	0.23		0.88	0.16	J	3.5	0.40		<	0.8	U	3.6	0.8		4.2	1.6		<	1.00	U
Tetryl	-	0 / 25	<	0.44	U	<	0.31	U	<	0.66	U	<	0.8	U	<	1.3	U	<	1.6	U	<	0.500	U

Notes:
< = less than reporting limit
µg/L = micrograms per liter
HMX = octahydro-1,3,5,7-tetranitro-1,3,5,7-tetrazocine
ID = identification number
J = estimated
LOQ = limit of quantification
MNX = mono-nitroso-RDX
NA = not analyzed
NRL = no reporting limit
Qual = qualifier
RDX = hexahydro-1,3,5-trinitro-1,3,5-triazine
RL = reporting limit
U = nondetect

TABLE E.1.2-15
CORNHUSKER ARMY AMMUNITION PLANT
PIEZOMETER PZ017R-EXPLOSIVES

FIELD ID			PZ017R					PZ017R					PZ017R					PZ017R					PZ017R					PZ017R					PZ017R				
METHOD	Maximum	Detection	SW846 8330A					SW846 8330A					SW846 8330A					SW846 8330A					SW846 8330A					SW846 M8330					SW846 M8330				
COLLECT DATE	Detection	Frequency	5/17/2022					5/26/2021					6/16/2020					6/11/2019					3/20/2018					4/1/2017					8/9/2016				
			Result	Qual	DL	LOD	LOQ	Result	Qual	DL	LOD	LOQ	Result	Qual	DL	LOD	LOQ	Result	Qual	DL	LOD	LOQ	Result	Qual	DL	LOD	LOQ	Result	Qual	DL	LOD	LOQ	Result	DL	LOD	LOQ	Qual
EXPLOSIVES (µg/L)																																					
1,3,5-Trinitrobenzene	82	20 / 21	1.2		0.089	0.21	0.22	1.1		0.088	0.21	0.22	1.1		0.09	0.21	0.23	4.5	J	0.2	0.41	1	6.3		0.032	0.1	0.16	16	J	0.16	0.52	0.78	11	0.22	0.43	1.1	
1,3-Dinitrobenzene	-	0 / 21	<	U	0.039	0.11	0.12	<	U	0.038	0.1	0.11	<	U	0.04	0.11	0.12	<	UJ	0.09	0.2	0.41	<	U	0.052	0.1	0.16	<	U	0.052	0.1	0.16	<	0.096	0.22	0.43	U
2,4,6-Trinitrotoluene	100	21 / 21	3.9		0.048	0.11	0.12	10		0.047	0.1	0.11	11		0.048	0.11	0.12	19	J	0.16	0.41	0.41	17		0.52	0.1	1.6	25	J	0.26	0.52	0.78	22	0.078	0.22	0.43	
2,4-Dinitrotoluene	0.56	5 / 21	<	U	0.029	0.085	0.11	<	U	0.029	0.083	0.1	<	U	0.029	0.086	0.11	<	UJ	0.085	0.2	0.41	<	U	0.052	0.1	0.14	0.052	J	0.052	0.1	0.13	<	0.091	0.22	0.43	U
2,6-Dinitrotoluene	0.36 J	1 / 21	<	U	0.042	0.085	0.11	0.36	J	0.042	0.083	0.1	<	U	0.043	0.086	0.11	<	UJ	0.065	0.2	0.2	<	U	0.052	0.1	0.14	<	U	0.052	0.1	0.13	<	0.07	0.22	0.22	U
2-Amino-4,6-dinitrotoluene	13	21 / 21	1.6		0.054	0.11	0.12	3		0.053	0.1	0.11	4.9		0.054	0.11	0.12	4.8	J	0.051	0.12	0.2	4.1		0.031	0.1	0.16	3.6	J	0.031	0.1	0.16	3	0.055	0.13	0.22	
2-Nitrotoluene	2.1	1 / 21	<	U	0.09	0.21	0.22	<	UJ	0.089	0.21	0.22	<	U	0.092	0.21	0.23	<	UJ	0.087	0.2	0.41	<	U	0.092	0.21	0.52	<	U	0.091	0.21	0.52	<	0.092	0.22	0.43	U
3-Nitrotoluene	-	0 / 21	<	U	0.21	0.42	0.42	<	UJ	0.2	0.42	0.42	<	U	0.21	0.43	0.43	<	UJ	0.2	0.41	0.41	<	U	0.06	0.21	0.52	<	U	0.059	0.21	0.52	<	0.09	0.22	0.43	U
4-Amino-2,6-dinitrotoluene	11 J	19 / 21	3.3		0.061	0.13	0.16	2.7	J	0.06	0.13	0.16	5.9		0.062	0.13	0.16	4.3	J	0.058	0.12	0.2	4.3		0.052	0.1	0.16	3.6	J	0.052	0.1	0.16	<	0.062	0.13	0.22	U
4-Nitrotoluene	-	0 / 21	<	U	0.11	0.42	0.43	<	UJ	0.1	0.42	0.43	<	U	0.11	0.43	0.44	<	UJ	0.2	0.41	1	<	U	0.092	0.21	0.52	<	U	0.091	0.21	0.52	<	0.22	0.43	1.1	U
HMX	24 J	18 / 21	<	U	0.093	0.21	0.22	1.6	J	0.091	0.21	0.22	1.5		0.094	0.21	0.23	0.78	J	0.089	0.2	0.41	<	U	0.038	0.1	0.52	1.8	J	0.037	0.1	0.16	1.6	0.095	0.22	0.43	
MNX	1.2	5 / 18	<	U	0.16	0.42	2.1	<	U	0.16	0.42	2.1	<	U	0.17	0.43	2.1	<	UJ	0.16	0.41	2	1.2		0.029	0.1	0.16	<	U	0.029	0.1	0.52	<	0.39	0.39	2.2	U
Nitrobenzene	-	0 / 21	<	U	0.096	0.21	0.22	<	U	0.095	0.21	0.22	<	U	0.098	0.21	0.23	<	UJ	0.092	0.2	0.41	<	U	0.052	0.1	0.16	<	U	0.052	0.1	0.16	<	0.098	0.22	0.43	U
RDX	120 J	21 / 21	1.2		0.054	0.21	0.22	2.1		0.054	0.21	0.22	1.4		0.055	0.21	0.23	1	J	0.16	0.41	0.41	1.8		0.038	0.1	0.16	3	J	0.037	0.1	0.16	3.4	0.057	0.13	0.22	
Tetryl	-	0 / 21	<	U	0.034	0.11	0.12	<	U	0.033	0.1	0.11	<	U	0.034	0.11	0.12	<	UJ	0.08	0.2	0.24	<	U	0.052	0.1	0.16	<	U	0.052	0.1	0.16	<	0.086	0.22	0.26	U

Notes:
*PZ017 was abandoned and replaced by PZ017R in 2009.

< = less than reporting limit
µg/L = micrograms per liter
HMX = octahydro-1,3,5,7-tetranitro-1,3,5,7-tetrazocine
ID = identification number
J = estimated
LOQ = limit of quantification
MNX = mono-nitroso-RDX
NA = not analyzed
NRL = no reporting limit
Qual = qualifier
RDX = hexahydro-1,3,5-trinitro-1,3,5-triazine
RL = reporting limit
U = nondetect

TABLE E.1.2-15
CORNHUSKER ARMY AMMUNITION PLANT
PIEZOMETER PZ017R-EXPLOSIVES

FIELD ID			PZ017R					PZ017R			PZ017R			PZ017R			PZ017R			PZ017R			PZ017			PZ017			PZ017			PZ017			PZ017		
METHOD	Maximum	Detection	SW846 M8330					SW846 M8330			SW846 M8330			SW846 M8330			SW846 M8330			SW846 M8330			SW846 M8330			SW846 M8330			SW846 M8330			SW846 M8330			SW846 M8330		
COLLECT DATE	Detection	Frequency	8/13/2015					8/15/2014			3/13/2013			3/12/2012			3/14/2011			3/16/2010			None			3/12/2008			3/12/2007			3/14/2006			3/15/2005		
			Result	DL	LOD	LOQ	Qual	Result	LOQ	Qual	Result	RL	Qual	Result	RL	Qual	Result	RL	Qual	Result	RL	Qual	Result	RL	Qual	Result	RL	Qual	Result	RL	Qual	Result	RL	Qual	Result	RL	Qual
EXPLOSIVES (µg/L)																																					
1,3,5-Trinitrobenzene	82	20 / 21	15	0.21	0.42	1..1		20	1.1		24.1	0.8	J	12.5	0.8		15.1	0.8		16	1	J				56	0.97		72	0.95		82	4.8		72	4.8	
1,3-Dinitrobenzene	-	0 / 21	<	0.094	0.21	0.42	U	<	0.44	U	<	0.8	U	<	0.8	U	<	0.8	U	<	0.4	U				<	0.49	U	<	0.48	U	<	0.48	U	<	0.48	U
2,4,6-Trinitrotoluene	100	21 / 21	24	0.077	0.21	0.42		29	0.44		30.9	0.8	J	23.5	0.8		33.8	0.8		41	0.8	J				70	0.97		79	0.95		91	4.8		84	4.8	
2,4-Dinitrotoluene	0.56	5 / 21	<	0.089	0.21	0.42	U	<	0.44	U	<	0.8	U	<	0.8	U	<	0.8	U	<	0.4	U				<	0.49	U	<	0.48	U	<	0.48	U	0.35	0.48	J
2,6-Dinitrotoluene	0.36 J	1 / 21	<	0.068	0.21	0.22	U	<	0.22	U	<	0.8	U	<	0.8	U	<	0.8	U	<	0.2	U	**Not Sampled**			<	0.49	U	<	0.48	U	<	0.48	U	<	0.48	U
2-Amino-4,6-dinitrotoluene	13	21 / 21	3.5	0.054	0.13	0.21		3.9	0.22		5.4	0.8	J	4.5	0.8		6.8	0.8		10	0.2	J	**in 2009**			10	0.49		13	0.48		11	0.48		10	0.48	P
2-Nitrotoluene	2.1	1 / 21	<	0.090	0.21	0.42	U	<	0.44	U	<	0.8	U	<	0.8	U	<	0.8	U	<	0.4	U				<	0.49	U	<	0.48	U	<	0.48	U	<	0.48	U
3-Nitrotoluene	-	0 / 21	<	0.088	0.21	0.42	U	<	0.44	U	<	0.8	U	<	0.8	U	<	0.8	U	<	0.4	U				<	0.49	U	<	0.48	U	<	0.48	U	<	0.48	U
4-Amino-2,6-dinitrotoluene	11 J	19 / 21	2.9	0.061	0.13	0.21		3.6	0.22		4.6	1.4	J	2.9	1.4		4.5	0.8		6.6	0.2	J				9.4	0.49		8.2	0.48		8.9	0.48		8.1	0.48	
4-Nitrotoluene	-	0 / 21	<	0.21	0.43	1.1	U	<	1.1	U	<	0.8	U	<	0.8	U	<	0.8	U	<	1	U				<	0.49	U	<	0.48	U	<	0.48	U	<	0.48	U
HMX	24 J	18 / 21	2.4	0.093	0.21	0.42		3	0.44		3.1	0.8	J	2.1	0.8		3	0.8		4.2	0.4	J				13	0.49	J	17	0.48		18	0.48		18	0.48	
MNX	1.2	5 / 18	0.39	0.38	0.38	2.1	J	<	2.2	U	<	0.8	U	<	0.8	U	<	0.8	U	<	2	U				<	0.49	U	0.56	0.48		<	0.48	U	0.33	0.48	J
Nitrobenzene	-	0 / 21	<	0.096	0.21	0.42	U	<	0.44	U	<	0.8	U	<	0.8	U	<	0.8	U	<	0.4	U				<	0.49	U	<	0.48	U	<	0.48	U	<	0.48	U
RDX	120 J	21 / 21	6.0	0.055	0.13	0.21		6.8	0.22		9.3	0.8	J	8	0.8		10.2	0.8		10	0.2	J				50	0.49		59	0.95		71	4.8		85	4.8	
Tetryl	-	0 / 21	<	0.084	0.21	0.25	U	<	0.26	U	<	1.6	U	<	0.8	U	<	0.8	U	<	0.24	U				<	0.49	U	<	0.48	U	<	0.48	U	<	0.48	U

Notes:
*PZ017 was abandoned and replaced by PZ017R in 2009.

< = less than reporting limit
µg/L = micrograms per liter
HMX = octahydro-1,3,5,7-tetranitro-1,3,5,7-tetrazocine
ID = identification number
J = estimated
LOQ = limit of quantification
MNX = mono-nitroso-RDX
NA = not analyzed
NRL = no reporting limit
Qual = qualifier
RDX = hexahydro-1,3,5-trinitro-1,3,5-triazine
RL = reporting limit
U = nondetect

TABLE E.1.2-15
CORNHUSKER ARMY AMMUNITION PLANT
PIEZOMETER PZ017R-EXPLOSIVES

FIELD ID			PZ017			PZ017			PZ017			PZ017		
METHOD	Maximum	Detection	SW846 M8330			SW846 M8330			SW846 M8330			SW846 M8330		
COLLECT DATE	Detection	Frequency	3/16/2004			3/19/2003			3/19/2002			3/22/2001		
			Result	RL	Qual	Result	RL	Qual	Result	RL	Qual	Result	RL	Qual
EXPLOSIVES (µg/L)														
1,3,5-Trinitrobenzene	82	20 / 21	61	1.6		<	0.16	U	10	2.9	J	13	40.0	J
1,3-Dinitrobenzene	-	0 / 21	<	0.16	U	<	0.16	U	<	0.19	U	<	0.8	U
2,4,6-Trinitrotoluene	100	21 / 21	100	8		100	16	J	78	2.4	J	100	40.0	
2,4-Dinitrotoluene	0.56	5 / 21	0.56	0.31		<	0.8	UJ	0.39	0.19	J	0.25	0.8	J
2,6-Dinitrotoluene	0.36 J	1 / 21	<	0.31	U	<	0.34	UJ	<	0.74	U	<	0.8	U
2-Amino-4,6-dinitrotoluene	13	21 / 21	12	0.31		12	0.31	J	12	0.30	J	12	0.8	
2-Nitrotoluene	2.1	1 / 21	<	0.31	U	<	0.31	U	<	0.59	U	2.1	0.8	
3-Nitrotoluene	-	0 / 21	<	0.31	U	<	0.31	U	<	0.37	U	<	0.8	U
4-Amino-2,6-dinitrotoluene	11 J	19 / 21	8.7	0.31		8.4	0.31	J	11	0.50	J	<	0.8	U
4-Nitrotoluene	-	0 / 21	<	0.5	U	<	0.5	U	<	1.2	U	<	0.8	U
HMX	24 J	18 / 21	23	3.9		24	3.9	J	20	8.2	J	<	50.0	U
MNX	1.2	5 / 18	0.43	0.16			NA			NA			NA	
Nitrobenzene	-	0 / 21	<	0.16	U	<	0.16	U	<	0.34	U	<	0.8	U
RDX	120 J	21 / 21	110	8		120	16	J	70	4.8	J	93	40.0	
Tetryl	-	0 / 21	<	0.31	U	<	0.31	U	<	0.79	U	<	0.8	U

Notes:
*PZ017 was abandoned and replaced by PZ017R in 2009.

< = less than reporting limit
µg/L = micrograms per liter
HMX = octahydro-1,3,5,7-tetranitro-1,3,5,7-tetrazocine
ID = identification number
J = estimated
LOQ = limit of quantification
MNX = mono-nitroso-RDX
NA = not analyzed
NRL = no reporting limit
Qual = qualifier
RDX = hexahydro-1,3,5-trinitro-1,3,5-triazine
RL = reporting limit
U = nondetect

TABLE E.1.2-16
CORNHUSKER ARMY AMMUNITION PLANT
PIEZOMETER PZ018-EXPLOSIVES

FIELD ID			PZ018					PZ018					PZ018					PZ018					PZ018					PZ018					PZ018				
METHOD	Maximum	Detection	SW846 M8330					SW846 M8330					SW846 M8330					SW846 M8330					SW846 M8330					SW846 M8330					SW846 M8330				
COLLECT DATE	Detection	Frequency	5/18/2022					5/25/2021					6/16/2020					6/11/2019					3/20/2018					3/30/2017					8/9/2016				
			Result	Qual	DL	LOD	LOQ	Result	Qual	DL	LOD	LOQ	Result	Qual	DL	LOD	LOQ	Result	Qual	DL	LOD	LOQ	Result	Qual	DL	LOD	LOQ	Result	Qual	DL	LOD	LOQ	Result	DL	LOD	LOQ	Qual
EXPLOSIVES (µg/L)																																					
1,3,5-Trinitrobenzene	74	17 / 22	<	U	0.091	0.22	0.23	<	U	0.091	0.22	0.23	<	U	0.091	0.22	0.23	15	J	0.2	0.39	0.99	15		0.16	0.52	0.79	15	J	0.16	0.52	0.78	0.65	0.21	0.43	1.1	J
1,3-Dinitrobenzene	71	1 / 22	<	U	0.04	0.11	0.12	<	U	0.04	0.11	0.12	<	U	0.04	0.11	0.12	<	UJ	0.088	0.2	0.39	<	U	0.052	0.1	0.16	<	U	0.052	0.1	0.16	<	0.095	0.21	0.43	U
2,4,6-Trinitrotoluene	100	21 / 22	3.3		0.049	0.11	0.12	4.6		0.049	0.11	0.12	<	U	0.049	0.11	0.12	6.3	J	0.16	0.39	0.39	6.8		0.052	0.1	0.16	10	J	0.052	0.1	0.16	0.47	0.077	0.21	0.43	J
2,4-Dinitrotoluene	0.47 J	3 / 22	<	U	0.03	0.086	0.11	<	U	0.03	0.086	0.11	<	U	0.03	0.087	0.11	<	UJ	0.083	0.2	0.39	<	U	0.052	0.1	0.14	<	U	0.052	0.1	0.14	<	0.09	0.21	0.43	U
2,6-Dinitrotoluene	-	0 / 22	<	U	0.043	0.086	0.11	<	U	0.043	0.086	0.11	<	U	0.043	0.087	0.11	<	UJ	0.064	0.2	0.2	<	U	0.052	0.1	0.14	<	U	0.052	0.1	0.14	<	0.069	0.21	0.21	U
2-Amino-4,6-dinitrotoluene	8.3	22 / 22	1.3		0.055	0.11	0.12	2.5		0.055	0.11	0.12	0.28	J	0.055	0.11	0.12	2.3	J	0.05	0.12	0.2	2		0.031	0.1	0.16	2.3	J	0.031	0.1	0.16	0.096	0.054	0.13	0.21	J
2-Nitrotoluene	1.8	1 / 22	<	U	0.092	0.22	0.23	<	UJ	0.092	0.22	0.23	<	U	0.093	0.22	0.23	<	UJ	0.084	0.2	0.39	<	U	0.092	0.21	0.52	<	U	0.091	0.21	0.52	<	0.091	0.21	0.43	U
3-Nitrotoluene	-	0 / 22	<	U	0.21	0.43	0.43	<	UJ	0.21	0.43	0.43	<	U	0.21	0.43	0.43	<	UJ	0.19	0.39	0.39	<	U	0.06	0.21	0.52	<	U	0.059	0.21	0.52	<	0.089	0.21	0.43	U
4-Amino-2,6-dinitrotoluene	6.6 J	20 / 22	2.1		0.062	0.13	0.16	4.9	J	0.062	0.13	0.16	0.17	J	0.063	0.13	0.16	2.2	J	0.057	0.12	0.2	2.1		0.052	0.1	0.16	2.3	J	0.052	0.1	0.16	<	0.062	0.13	0.21	U
4-Nitrotoluene	-	0 / 22	<	U	0.11	0.43	0.44	<	UJ	0.11	0.43	0.44	<	U	0.11	0.43	0.44	<	UJ	0.2	0.39	0.99	<	U	0.092	0.21	0.52	<	U	0.091	0.21	0.52	<	0.21	0.43	1.1	U
HMX	13	19 / 22	<	U	0.094	0.22	0.23	<	U	0.095	0.22	0.23	0.89	J	0.095	0.22	0.23	0.54	J	0.086	0.2	0.39	1.2		0.029	0.1	0.16	1.7	J	0.037	0.1	0.16	<	0.094	0.21	0.43	U
MNX	0.19	1 / 19	<	U	0.17	0.43	2.2	<	U	0.17	0.43	2.2	<	U	0.17	0.43	2.2	<	UJ	0.15	0.39	2	<	U	0.038	0.1	0.52	<	U	0.029	0.1	0.52	<	0.38	0.38	2.1	U
Nitrobenzene	-	0 / 22	<	U	0.098	0.22	0.23	<	U	0.098	0.22	0.23	<	U	0.099	0.22	0.23	<	UJ	0.09	0.2	0.39	<	U	0.052	0.1	0.16	<	U	0.052	0.1	0.16	<	0.097	0.21	0.43	U
RDX	69	21 / 22	0.68		0.056	0.22	0.23	<	U	0.056	0.22	0.23	1		0.056	0.22	0.23	1.1	J	0.16	0.39	0.39	1.6		0.038	0.1	0.16	2.6	J	0.037	0.1	0.16	0.098	0.056	0.13	0.21	
Tetryl	-	0 / 22	<	U	0.034	0.11	0.12	<	U	0.034	0.11	0.12	<	U	0.034	0.11	0.12	<	UJ	0.078	0.2	0.24	<	U	0.052	0.1	0.16	<	U	0.052	0.1	0.16	<	0.085	0.21	0.26	U

Notes:
< = less than reporting limit
µg/L = micrograms per liter
HMX = octahydro-1,3,5,7-tetranitro-1,3,5,7-tetrazocine
ID = identification number
J = estimated
LOQ = limit of quantification
MNX = mono-nitroso-RDX
NA = not analyzed
NRL = no reporting limit
Qual = qualifier
RDX = hexahydro-1,3,5-trinitro-1,3,5-triazine
RL = reporting limit
U = nondetect

TABLE E.1.2-16
CORNHUSKER ARMY AMMUNITION PLANT
PIEZOMETER PZ018-EXPLOSIVES

FIELD ID			PZ018					PZ018			PZ018			PZ018			PZ018			PZ018			PZ018			PZ018			PZ018			PZ018			PZ018		
METHOD	Maximum	Detection	SW846 M8330					SW846 M8330			SW846 M8330			SW846 M8330			SW846 M8330			SW846 M8330			SW846 M8330			SW846 M8330			SW846 M8330			SW846 M8330			SW846 M8330		
COLLECT DATE	Detection	Frequency	8/12/2015					8/15/2014			3/13/2013			3/12/2012			3/14/2011			3/16/2010			3/17/2009			3/11/2008			3/12/2007			3/14/2006			3/15/2005		
			Result	DL	LOD	LOQ	Qual	Result	LOQ	Qual	Result	RL	Qual	Result	RL	Qual	Result	RL	Qual	Result	RL	Qual	Result	RL	Qual	Result	RL	Qual	Result	RL	Qual	Result	RL	Qual	Result	RL	Qual
EXPLOSIVES (µg/L)																																				
1,3,5-Trinitrobenzene	74	17 / 22	14	0.22	0.43	1.1		21	1.1		25.5	0.8		34.6	0.8		30.3	0.8		39	2		46	0.48		60	0.96		67	0.98		64	4.8		73	4.8	
1,3-Dinitrobenzene	71	1 / 22	<	0.096	0.22	0.43	U	<	0.44	U	<	0.8	U	<	0.8	U	<	0.8	U	<	0.4	U	<	0.48	U	<	0.48	U	<	0.49	U	<	0.48	U	<	0.48	U
2,4,6-Trinitrotoluene	100	21 / 22	14	0.078	0.22	0.43		11	0.44		14.1	0.8		16.8	0.8		19.3	0.8		25	0.8		32	0.48		32	0.48		40	0.49		52	4.8		58	4.8	
2,4-Dinitrotoluene	0.47 J	3 / 22	<	0.091	0.22	0.43	U	<	0.44	U	<	0.8	U	<	0.8	U	<	0.8	U	<	0.4	U	<	0.48	U	<	0.48	U	<	0.49	U	<	0.48	U	<	0.48	U
2,6-Dinitrotoluene	-	0 / 22	<	0.070	0.22	0.22	U	<	0.22	U	<	0.8	U	<	0.8	U	<	0.8	U	<	0.2	U	<	0.48	U	<	0.48	U	<	0.49	U	<	0.48	U	<	0.48	U
2-Amino-4,6-dinitrotoluene	8.3	22 / 22	2.0	0.055	0.13	0.22		1.7	0.22		2	0.8		1.7	0.8		2.4	0.8		4.1	0.2		5.5	0.48		4.9	0.48		6	0.49		5.4	0.48		5.3	0.48	P
2-Nitrotoluene	1.8	1 / 22	<	0.093	0.22	0.43	U	<	0.44	U	<	0.8	U	<	0.8	U	<	0.8	U	<	0.4	U	<	0.48	U	<	0.48	U	<	0.49	U	<	0.48	U	<	0.48	U
3-Nitrotoluene	-	0 / 22	<	0.090	0.22	0.43	U	<	0.44	U	<	0.8	U	<	0.8	U	<	0.8	U	<	0.4	U	<	0.48	U	<	0.48	U	<	0.49	U	<	0.48	U	<	0.48	U
4-Amino-2,6-dinitrotoluene	6.6 J	20 / 22	1.5	0.063	0.13	0.22		1.7	0.22		1.6	1.4		1.1	1.4	J	1.3	0.8		1.7	0.2		4.7	0.48		4	0.48		4.2	0.49		4.4	0.48		4.8	0.48	
4-Nitrotoluene	-	0 / 22	<	0.22	0.43	1.1	U	<	1.1	U	<	0.8	U	<	0.8	U	<	0.8	U	<	1	U	<	0.48	U	<	0.48	U	<	0.49	U	<	0.48	U	<	0.48	U
HMX	13	19 / 22	1.2	0.095	0.22	0.43		2	0.44	J	1.6	0.8		1.8	0.8		2.3	0.8		5.2	0.4		6.7	0.48		8.7	0.48	J	11	0.49		12	0.48		13	0.48	
MNX	0.19	1 / 19	<	0.39	0.39	2.2	U	<	2.2	U	<	0.8	U	<	0.8	U	<	0.8	U	<	2	U	<	0.48	U	<	0.48	U	<	0.49	U	<	0.48	U	<	0.48	U
Nitrobenzene	-	0 / 22	<	0.10	0.22	0.43	U	<	0.44	U	<	0.8	U	<	0.8	U	<	0.8	U	<	0.4	U	<	0.48	U	<	0.48	U	<	0.49	U	<	0.48	U	<	0.48	U
RDX	69	21 / 22	2.5	0.057	0.13	0.22		4.8	0.22		4.2	0.8		5.5	0.8		6.2	0.8		16	0.2		23	0.48		33	0.48		46	0.49		50	4.8		69	4.8	
Tetryl	-	0 / 22	<	0.086	0.22	0.26	U	<	0.27	U	<	1.6	U	<	0.8	U	<	0.8	U	<	0.24	U	<	0.48	U	<	0.48	U	<	0.49	U	<	0.48	U	<	0.48	U

Notes:
< = less than reporting limit
µg/L = micrograms per liter
HMX = octahydro-1,3,5,7-tetranitro-1,3,5,7-tetrazocine
ID = identification number
J = estimated
LOQ = limit of quantification
MNX = mono-nitroso-RDX
NA = not analyzed
NRL = no reporting limit
Qual = qualifier
RDX = hexahydro-1,3,5-trinitro-1,3,5-triazine
RL = reporting limit
U = nondetect

TABLE E.1.2-16
CORNHUSKER ARMY AMMUNITION PLANT
PIEZOMETER PZ018-EXPLOSIVES

FIELD ID			PZ018			PZ018			PZ018			PZ018		
METHOD	Maximum	Detection	SW846 M8330			SW846 M8330			SW846 M8330			SW846 M8330		
COLLECT DATE	Detection	Frequency	3/15/2004			3/19/2003			3/19/2002			3/22/2001		
			Result	RL	Qual	Result	RL	Qual	Result	RL	Qual	Result	RL	Qual
EXPLOSIVES (µg/L)														
1,3,5-Trinitrobenzene	74	17 / 22	74	1.6		<	0.23	U	70	3.6		<	0.8	U
1,3-Dinitrobenzene	71	1 / 22	<	0.16	U	<	0.23	U	<	0.24	U	71	40.0	
2,4,6-Trinitrotoluene	100	21 / 22	74	1.6		85	2.3	J	66	3.0		100	40.0	
2,4-Dinitrotoluene	0.47 J	3 / 22	0.29	0.31	J	<	0.52	UJ	0.31	0.24		0.47	0.8	J
2,6-Dinitrotoluene	-	0 / 22	<	0.31	U	<	0.44	U	<	0.93	U	<	0.8	U
2-Amino-4,6-dinitrotoluene	8.3	22 / 22	6.4	0.31		7.3	0.44	J	5.2	0.38		8.3	0.8	
2-Nitrotoluene	1.8	1 / 22	<	0.31	U	<	0.44	U	<	0.74	U	1.8	0.8	
3-Nitrotoluene	-	0 / 22	<	0.31	U	<	0.44	U	<	0.46	U	<	0.8	U
4-Amino-2,6-dinitrotoluene	6.6 J	20 / 22	5.1	0.31		6.6	0.44	J	4.0	0.63		<	0.8	U
4-Nitrotoluene	-	0 / 22	<	0.5	U	<	0.72	U	<	1.5	U	<	0.8	U
HMX	13	19 / 22	13	3.9		12	5.6	J	10	1.0		9.7	1.0	
MNX	0.19	1 / 19	0.19	0.16			NA			NA			NA	
Nitrobenzene	-	0 / 22	<	0.16	U	<	0.23	U	<	0.42	U	<	0.8	U
RDX	69	21 / 22	68	1.6		60	2.3	J	54	6.0		54	40.0	
Tetryl	-	0 / 22	<	0.31	U	<	0.44	U	<	0.99	U	<	0.8	U

Notes:
< = less than reporting limit
µg/L = micrograms per liter
HMX = octahydro-1,3,5,7-tetranitro-1,3,5,7-tetrazocine
ID = identification number
J = estimated
LOQ = limit of quantification
MNX = mono-nitroso-RDX
NA = not analyzed
NRL = no reporting limit
Qual = qualifier
RDX = hexahydro-1,3,5-trinitro-1,3,5-triazine
RL = reporting limit
U = nondetect

TABLE E.1.2-17
CORNHUSKER ARMY AMMUNITION PLANT
PIEZOMETER PZ019-EXPLOSIVES

FIELD ID			PZ019					PZ019					PZ019					PZ019					PZ019					PZ019					PZ019				
METHOD	Maximum	Detection	SW846 M8330					SW846 M8330					SW846 M8330					SW846 M8330					SW846 M8330					SW846 M8330					SW846 M8330				
COLLECT DATE	Detection	Frequency	5/17/2022					5/24/2021					6/16/2020					6/10/2019					3/20/2018					3/28/2017					8/10/2016				
			Result	Qual	DL	LOD	LOQ	Result	Qual	DL	LOD	LOQ	Result	Qual	DL	LOD	LOQ	Result	Qual	DL	LOD	LOQ	Result	Qual	DL	LOD	LOQ	Result	Qual	DL	LOD	LOQ	Result	DL	LOD	LOQ	Qual
EXPLOSIVES (µg/L)																																				
1,3,5-Trinitrobenzene	-	0 / 22	<	U	0.084	0.2	0.21	<	U	0.086	0.2	0.21	<	U	0.088	0.21	0.22	<	U	0.2	0.39	0.98	<	U	0.032	0.1	0.15	<	U	0.032	0.1	0.15	<	0.21	0.43	1.1	U
1,3-Dinitrobenzene	-	0 / 22	<	U	0.037	0.1	0.11	<	U	0.038	0.1	0.11	<	U	0.039	0.11	0.12	<	U	0.087	0.2	0.39	<	U	0.051	0.1	0.15	<	U	0.052	0.1	0.15	<	0.095	0.21	0.43	U
2,4,6-Trinitrotoluene	-	0 / 22	<	U	0.045	0.1	0.11	<	U	0.046	0.1	0.11	<	U	0.047	0.11	0.12	<	U	0.16	0.39	0.39	<	U	0.051	0.1	0.15	<	U	0.052	0.1	0.15	<	0.078	0.21	0.43	U
2,4-Dinitrotoluene	-	0 / 22	<	U	0.027	0.08	0.1	<	U	0.028	0.082	0.1	<	U	0.029	0.084	0.11	<	U	0.082	0.2	0.39	<	U	0.051	0.1	0.13	<	U	0.052	0.1	0.13	<	0.09	0.21	0.43	U
2,6-Dinitrotoluene	-	0 / 22	<	U	0.04	0.08	0.1	<	U	0.041	0.082	0.1	<	U	0.042	0.084	0.11	<	U	0.063	0.2	0.2	<	U	0.051	0.1	0.13	<	U	0.052	0.1	0.13	<	0.069	0.21	0.21	U
2-Amino-4,6-dinitrotoluene	-	0 / 22	<	U	0.051	0.1	0.11	<	UJ	0.052	0.1	0.11	<	U	0.053	0.11	0.12	<	U	0.05	0.12	0.2	<	U	0.031	0.1	0.15	<	U	0.031	0.1	0.15	<	0.054	0.13	0.21	U
2-Nitrotoluene	-	0 / 22	<	U	0.086	0.2	0.21	<	UJ	0.087	0.2	0.21	<	U	0.09	0.21	0.22	<	UJ	0.084	0.2	0.39	<	U	0.09	0.2	0.51	<	U	0.091	0.21	0.52	<	0.092	0.21	0.43	U
3-Nitrotoluene	-	0 / 22	<	U	0.2	0.4	0.4	<	UJ	0.2	0.41	0.41	<	U	0.2	0.42	0.42	<	UJ	0.19	0.39	0.39	<	U	0.058	0.2	0.51	<	U	0.059	0.21	0.52	<	0.09	0.21	0.43	U
4-Amino-2,6-dinitrotoluene	-	0 / 22	<	U	0.058	0.12	0.15	<	U	0.059	0.12	0.15	<	U	0.061	0.13	0.16	<	U	0.057	0.12	0.2	<	U	0.051	0.1	0.15	<	U	0.052	0.1	0.15	<	0.062	0.13	0.21	U
4-Nitrotoluene	-	0 / 22	<	U	0.1	0.4	0.41	<	UJ	0.1	0.41	0.42	<	U	0.11	0.42	0.43	<	UJ	0.2	0.39	0.98	<	U	0.09	0.2	0.51	<	U	0.091	0.21	0.52	<	0.21	0.43	1.1	U
HMX	-	0 / 22	<	U	0.088	0.2	0.21	<	U	0.089	0.2	0.21	<	U	0.092	0.21	0.22	<	U	0.086	0.2	0.39	<	U	0.028	0.1	0.15	<	U	0.037	0.1	0.15	<	0.094	0.21	0.43	U
MNX	-	0 / 19	<	U	0.15	0.4	2	<	U	0.16	0.41	2	<	U	0.16	0.42	2.1	<	U	0.15	0.39	2	<	U	0.037	0.1	0.51	<	U	0.029	0.1	0.52	<	0.38	0.38	2.1	U
Nitrobenzene	-	0 / 22	<	U	0.091	0.2	0.21	<	U	0.093	0.2	0.21	<	U	0.096	0.21	0.22	<	U	0.09	0.2	0.39	<	U	0.051	0.1	0.15	<	U	0.052	0.1	0.15	<	0.098	0.21	0.43	U
RDX	0.83	3 / 22	<	U	0.052	0.2	0.21	<	U	0.053	0.2	0.21	<	U	0.054	0.21	0.22	<	U	0.16	0.39	0.39	<	U	0.037	0.1	0.15	<	U	0.037	0.1	0.15	<	0.056	0.13	0.21	U
Tetryl	-	0 / 22	<	U	0.032	0.1	0.11	<	U	0.032	0.1	0.11	<	U	0.033	0.11	0.12	<	U	0.078	0.2	0.24	<	U	0.051	0.1	0.15	<	U	0.052	0.1	0.15	<	0.085	0.21	0.26	U

Notes:
< = less than reporting limit
µg/L = micrograms per liter
HMX = octahydro-1,3,5,7-tetranitro-1,3,5,7-tetrazocine
ID = identification number
J = estimated
LOQ = limit of quantification
MNX = mono-nitroso-RDX
NA = not analyzed
NRL = no reporting limit
Qual = qualifier
RDX = hexahydro-1,3,5-trinitro-1,3,5-triazine
RL = reporting limit
U = nondetect

TABLE E.1.2-17
CORNHUSKER ARMY AMMUNITION PLANT
PIEZOMETER PZ019-EXPLOSIVES

FIELD ID			PZ019					PZ019			PZ019			PZ019			PZ019			PZ019			PZ019			PZ019			PZ019			PZ019			PZ019		
METHOD	Maximum	Detection	SW846 M8330					SW846 M8330			SW846 M8330			SW846 M8330			SW846 M8330			SW846 M8330			SW846 M8330			SW846 M8330			SW846 M8330			SW846 M8330			SW846 M8330		
COLLECT DATE	Detection	Frequency	8/11/2015					8/8/2014			3/13/2013			3/7/2012			3/14/2011			3/11/2010			3/19/2009			3/11/2008			3/12/2007			3/15/2006			3/15/2005		
			Result	DL	LOD	LOQ	Qual	Result	LOQ	Qual	Result	RL	Qual	Result	RL	Qual	Result	RL	Qual	Result	RL	Qual	Result	RL	Qual	Result	RL	Qual	Result	RL	Qual	Result	RL	Qual	Result	RL	Qual
EXPLOSIVES (µg/L)																																				
1,3,5-Trinitrobenzene	-	0 / 22	<	0.21	0.42	1.0	U	<	1.1	U	<	0.8	U	<	0.8	U	<	0.8	U	<	1	U	<	0.48	U	<	0.49	U	<	0.49	U	<	0.48	U	<	0.48	U
1,3-Dinitrobenzene	-	0 / 22	<	0.093	0.21	0.42	U	<	0.44	U	<	0.8	U	<	0.8	U	<	0.8	U	<	0.4	U	<	0.48	U	<	0.49	U	<	0.49	U	<	0.48	U	<	0.48	U
2,4,6-Trinitrotoluene	-	0 / 22	<	0.076	0.21	0.42	U	<	0.44	U	<	0.8	U	<	0.8	U	<	0.8	U	<	0.4	U	<	0.48	U	<	0.49	U	<	0.49	U	<	0.48	U	<	0.48	U
2,4-Dinitrotoluene	-	0 / 22	<	0.088	0.21	0.42	U	<	0.44	U	<	0.8	U	<	0.8	U	<	0.8	U	<	0.4	U	<	0.48	U	<	0.49	U	<	0.49	U	<	0.48	U	<	0.48	U
2,6-Dinitrotoluene	-	0 / 22	<	0.068	0.21	0.21	U	<	0.22	U	<	0.8	U	<	0.8	U	<	0.8	U	<	0.2	U	<	0.48	U	<	0.49	U	<	0.49	U	<	0.48	U	<	0.48	U
2-Amino-4,6-dinitrotoluene	-	0 / 22	<	0.053	0.13	0.21	U	<	0.22	U	<	0.8	U	<	0.8	U	<	0.8	U	<	0.2	U	<	0.48	U	<	0.49	U	<	0.49	U	<	0.48	U	<	0.48	U
2-Nitrotoluene	-	0 / 22	<	0.090	0.21	0.42	U	<	0.44	U	<	0.8	U	<	0.8	U	<	0.8	U	<	0.4	U	<	0.48	U	<	0.49	U	<	0.49	U	<	0.48	U	<	0.48	U
3-Nitrotoluene	-	0 / 22	<	0.087	0.21	0.42	U	<	0.44	U	<	0.8	U	<	0.8	U	<	0.8	U	<	0.4	U	<	0.48	U	<	0.49	U	<	0.49	U	<	0.48	U	<	0.48	U
4-Amino-2,6-dinitrotoluene	-	0 / 22	<	0.060	0.13	0.21	U	<	0.22	U	<	1.4	U	<	1.4	U	<	0.8	U	<	0.2	U	<	0.48	U	<	0.49	U	<	0.49	U	<	0.48	U	<	0.48	U
4-Nitrotoluene	-	0 / 22	<	0.21	0.42	1.0	U	<	1.1	U	<	0.8	U	<	0.8	U	<	0.8	U	<	1	U	<	0.48	U	<	0.49	U	<	0.49	U	<	0.48	U	<	0.48	U
HMX	-	0 / 22	<	0.092	0.21	0.42	U	<	0.44	U	<	0.8	U	<	0.8	U	<	0.8	U	<	0.4	U	<	0.48	U	<	0.49	U	<	0.49	U	<	0.48	U	<	0.48	U
MNX	-	0 / 19	<	0.38	0.38	2.1	U	<	2.2	U	<	0.8	U	<	0.8	U	<	0.8	U	<	2	U	<	0.48	U	<	0.49	U	<	0.49	U	<	0.48	U	<	0.48	U
Nitrobenzene	-	0 / 22	<	0.095	0.21	0.42	U	<	0.44	U	<	0.8	U	<	0.8	U	<	0.8	U	<	0.4	U	<	0.48	U	<	0.49	U	<	0.49	U	<	0.48	U	<	0.48	U
RDX	0.83	3 / 22	<	0.055	0.13	0.21	U	<	0.22	U	<	0.8	U	<	0.8	U	<	0.8	U	<	0.2	U	<	0.48	U	<	0.49	U	0.83	0.49		<	0.48	U	0.61	0.48	
Tetryl	-	0 / 22	<	0.083	0.21	0.25	U	<	0.27	U	<	1.6	U	<	0.8	U	<	0.8	U	<	0.24	U	<	0.48	U	<	0.49	U	<	0.49	U	<	0.48	U	<	0.48	U

Notes:
< = less than reporting limit
µg/L = micrograms per liter
HMX = octahydro-1,3,5,7-tetranitro-1,3,5,7-tetrazocine
ID = identification number
J = estimated
LOQ = limit of quantification
MNX = mono-nitroso-RDX
NA = not analyzed
NRL = no reporting limit
Qual = qualifier
RDX = hexahydro-1,3,5-trinitro-1,3,5-triazine
RL = reporting limit
U = nondetect

TABLE E.1.2-17
CORNHUSKER ARMY AMMUNITION PLANT
PIEZOMETER PZ019-EXPLOSIVES

FIELD ID			PZ019			PZ019			PZ019			PZ019		
METHOD	Maximum	Detection	SW846 M8330			SW846 M8330			SW846 M8330			SW846 M8330		
COLLECT DATE	Detection	Frequency	3/15/2004			3/17/2003			3/20/2002			3/22/2001		
			Result	RL	Qual	Result	RL	Qual	Result	RL	Qual	Result	RL	Qual
EXPLOSIVES (µg/L)														
1,3,5-Trinitrobenzene	-	0 / 22	<	0.18	U	<	0.21	U	<	0.33	U	<	0.8	U
1,3-Dinitrobenzene	-	0 / 22	<	0.18	U	<	0.21	U	<	0.22	U	<	0.8	U
2,4,6-Trinitrotoluene	-	0 / 22	<	0.18	U	<	0.21	U	<	0.28	U	<	0.8	U
2,4-Dinitrotoluene	-	0 / 22	<	0.34	U	<	0.41	U	<	0.22	U	<	0.8	U
2,6-Dinitrotoluene	-	0 / 22	<	0.34	U	<	0.41	U	<	0.86	U	<	0.8	U
2-Amino-4,6-dinitrotoluene	-	0 / 22	<	0.34	U	<	0.41	U	<	0.35	U	<	0.8	U
2-Nitrotoluene	-	0 / 22	<	0.34	U	<	0.41	U	<	0.68	U	<	0.8	U
3-Nitrotoluene	-	0 / 22	<	0.34	U	<	0.41	U	<	0.43	U	<	0.8	U
4-Amino-2,6-dinitrotoluene	-	0 / 22	<	0.34	U	<	0.41	U	<	0.58	U	<	0.8	U
4-Nitrotoluene	-	0 / 22	<	0.55	U	<	0.66	U	<	1.4	U	<	0.8	U
HMX	-	0 / 22	<	0.43	U	<	0.51	U	<	0.94	U	<	1	U
MNX	-	0 / 19	<	0.18	U		NA			NA			NA	
Nitrobenzene	-	0 / 22	<	0.18	U	<	0.21	U	<	0.39	U	<	0.8	U
RDX	0.83	3 / 22	0.3	0.18		<	0.21	U	<	0.55	U	<	0.8	U
Tetryl	-	0 / 22	<	0.34	U	<	0.41	U	<	0.91	U	<	0.8	U

Notes:
< = less than reporting limit
µg/L = micrograms per liter
HMX = octahydro-1,3,5,7-tetranitro-1,3,5,7-tetrazocine
ID = identification number
J = estimated
LOQ = limit of quantification
MNX = mono-nitroso-RDX
NA = not analyzed
NRL = no reporting limit
Qual = qualifier
RDX = hexahydro-1,3,5-trinitro-1,3,5-triazine
RL = reporting limit
U = nondetect

TABLE E.1.2-18
CORNHUSKER ARMY AMMUNITION PLANT
PIEZOMETER PZ020-EXPLOSIVES

FIELD ID			PZ020					PZ020					PZ020					PZ020					PZ020					PZ020					PZ020				
METHOD	Maximum	Detection	SW846 M8330					SW846 M8330					SW846 M8330					SW846 M8330					SW846 M8330					SW846 M8330					SW846 M8330				
COLLECT DATE	Detection	Frequency	5/18/2022					5/26/2021					6/15/2020					6/10/2019					3/20/2018					3/31/2017					8/17/2015				
			Result	Qual	DL	LOD	LOQ	Result	Qual	DL	LOD	LOQ	Result	Qual	DL	LOD	LOQ	Result	Qual	DL	LOD	LOQ	Result	Qual	DL	LOD	LOQ	Result	Qual	DL	LOD	LOQ	Result	DL	LOD	LOQ	Qual
EXPLOSIVES (µg/L)																																					
1,3,5-Trinitrobenzene	29	21 / 22	2.6		0.09	0.21	0.22	2.2		0.087	0.21	0.22	1.5		0.088	0.21	0.22	2.3		0.19	0.39	0.97	3.2		0.032	0.1	0.15	3.3		0.032	0.1	0.16	3.6	0.23	0.47	1.2	
1,3-Dinitrobenzene	-	0 / 22	<	U	0.04	0.11	0.12	<	U	0.038	0.1	0.11	<	U	0.038	0.1	0.11	<	U	0.086	0.19	0.39	<	U	0.051	0.1	0.15	<	U	0.052	0.1	0.16	<	0.1	0.23	0.47	U
2,4,6-Trinitrotoluene	85	22 / 22	5		0.048	0.11	0.12	3.8		0.047	0.1	0.11	2.2		0.047	0.1	0.11	3		0.16	0.39	0.39	5.9		0.051	0.1	0.15	5		0.052	0.1	0.16	4.3	0.085	0.23	0.47	
2,4-Dinitrotoluene	-	0 / 22	<	U	0.029	0.086	0.11	<	U	0.028	0.083	0.1	<	U	0.029	0.083	0.1	<	U	0.081	0.19	0.39	<	U	0.051	0.1	0.13	<	U	0.052	0.1	0.14	<	0.098	0.23	0.47	U
2,6-Dinitrotoluene	-	0 / 22	<	U	0.043	0.086	0.11	<	U	0.042	0.083	0.1	<	U	0.042	0.083	0.1	<	U	0.063	0.19	0.19	<	U	0.051	0.1	0.13	<	U	0.052	0.1	0.14	<	0.076	0.23	0.23	U
2-Amino-4,6-dinitrotoluene	11	21 / 22	2.8		0.054	0.11	0.12	2.5		0.053	0.1	0.11	<	U	0.053	0.1	0.11	1.8		0.049	0.12	0.19	3.3		0.031	0.1	0.15	3.2		0.031	0.1	0.16	2.5	0.059	0.14	0.23	
2-Nitrotoluene	1.6	1 / 22	<	U	0.092	0.21	0.22	<	UJ	0.089	0.21	0.22	<	U	0.089	0.21	0.22	<	UJ	0.083	0.19	0.39	<	U	0.09	0.21	0.51	<	U	0.092	0.21	0.52	<	0.1	0.23	0.47	U
3-Nitrotoluene	-	0 / 22	<	U	0.21	0.43	0.43	<	UJ	0.2	0.42	0.42	<	U	0.2	0.42	0.42	<	UJ	0.19	0.39	0.39	<	U	0.059	0.21	0.51	<	U	0.059	0.21	0.52	<	0.098	0.23	0.47	U
4-Amino-2,6-dinitrotoluene	5.6 J	20 / 22	2.1		0.062	0.13	0.16	2.7		0.06	0.12	0.16	<	U	0.06	0.12	0.16	1.9		0.056	0.12	0.19	3.1		0.051	0.1	0.15	3.4		0.052	0.1	0.16	2.3	0.068	0.14	0.23	
4-Nitrotoluene	-	0 / 22	<	U	0.11	0.43	0.44	<	UJ	0.1	0.42	0.43	<	U	0.1	0.42	0.43	<	UJ	0.19	0.39	0.97	<	U	0.09	0.21	0.51	<	U	0.092	0.21	0.52	<	0.23	0.47	1.2	U
HMX	4.5	20 / 22	0.49		0.094	0.21	0.22	0.73		0.091	0.21	0.22	<	U	0.091	0.21	0.22	0.38	J	0.085	0.19	0.39	0.59		0.029	0.1	0.15	0.58		0.038	0.1	0.16	<	0.1	0.23	0.47	U
MNX	0.15 J	1 / 19	<	U	0.16	0.43	2.1	<	U	0.16	0.42	2.1	<	U	0.16	0.42	2.1	<	U	0.15	0.39	1.9	<	U	0.037	0.1	0.51	<	U	0.029	0.1	0.52	<	0.42	0.42	2.3	U
Nitrobenzene	-	0 / 22	<	U	0.097	0.21	0.22	<	U	0.094	0.21	0.22	<	U	0.095	0.21	0.22	<	U	0.088	0.19	0.39	<	U	0.051	0.1	0.15	<	U	0.052	0.1	0.16	<	0.11	0.23	0.47	U
RDX	13	20 / 22	0.45	J	0.055	0.21	0.22	0.68	J	0.053	0.21	0.22	0.58		0.054	0.21	0.22	0.37	J	0.15	0.39	0.39	0.62		0.037	0.1	0.15	0.62		0.038	0.1	0.16	0.52	0.061	0.14	0.23	
Tetryl	-	0 / 22	<	U	0.034	0.11	0.12	<	U	0.033	0.1	0.11	<	U	0.033	0.1	0.11	<	U	0.077	0.19	0.23	<	U	0.051	0.1	0.15	<	U	0.052	0.1	0.16	<	0.093	0.23	0.28	U

Notes:
< = less than reporting limit
µg/L = micrograms per liter
HMX = octahydro-1,3,5,7-tetranitro-1,3,5,7-tetrazocine
ID = identification number
J = estimated
LOQ = limit of quantification
MNX = mono-nitroso-RDX
NA = not analyzed
NRL = no reporting limit
Qual = qualifier
RDX = hexahydro-1,3,5-trinitro-1,3,5-triazine
RL = reporting limit
U = nondetect

TABLE E.1.2-18
CORNHUSKER ARMY AMMUNITION PLANT
PIEZOMETER PZ020-EXPLOSIVES

FIELD ID			PZ020					PZ020			PZ020			PZ020			PZ020			PZ020			PZ020			PZ020			PZ020			PZ020			PZ020		
METHOD	Maximum	Detection	SW846 M8330					SW846 M8330			SW846 M8330			SW846 M8330			SW846 M8330			SW846 M8330			SW846 M8330			SW846 M8330			SW846 M8330			SW846 M8330			SW846 M8330		
COLLECT DATE	Detection	Frequency	8/17/2015					8/8/2014			3/13/2013			3/12/2012			3/15/2011			3/16/2010			3/13/2009			3/13/2008			3/12/2007			3/14/2006			3/15/2005		
			Result	DL	LOD	LOQ	Qual	Result	LOQ	Qual	Result	RL	Qual	Result	RL	Qual	Result	RL	Qual	Result	RL	Qual	Result	RL	Qual	Result	RL	Qual	Result	RL	Qual	Result	RL	Qual	Result	RL	Qual
EXPLOSIVES (µg/L)																																				
1,3,5-Trinitrobenzene	29	21 / 22	3.9	0.21	0.42	1.0	J	3.8	1	J	6.3	0.8	J	7.1	0.8		6.3	0.8		10	1		7.3	0.48		12	0.49		18	0.49		19	0.48		23	0.48	
1,3-Dinitrobenzene	-	0 / 22	<	0.093	0.21	0.42	UJ	<	0.42	UJ	<	0.8	U	<	0.8	U	<	0.8	U	<	0.4	U	<	0.48	U	<	0.49	U	<	0.49	U	<	0.48	U	<	0.48	U
2,4,6-Trinitrotoluene	85	22 / 22	3.9	0.076	0.21	0.42	J	3	0.42	J	4.4	0.8	J	4.7	0.8		5.9	0.8		8	0.4		8.6	0.48		10	0.49		13	0.49		17	0.48		16	0.48	
2,4-Dinitrotoluene	-	0 / 22	<	0.087	0.21	0.42	UJ	<	0.42	UJ	<	0.8	U	<	0.8	U	<	0.8	U	<	0.4	U	<	0.48	U	<	0.49	U	<	0.49	U	<	0.48	U	<	0.48	U
2,6-Dinitrotoluene	-	0 / 22	<	0.067	0.21	0.21	UJ	<	0.21	UJ	<	0.8	U	<	0.8	U	<	0.8	U	<	0.2	U	<	0.48	U	<	0.49	U	<	0.49	U	<	0.48	U	<	0.48	U
2-Amino-4,6-dinitrotoluene	11	21 / 22	3.5	0.053	0.13	0.21	J	2.1	0.21	J	2.4	0.8	J	2.6	0.8		2.8	0.8		4.6	0.2		4.3	0.48		4.5	0.49		5.5	0.49		4.6	0.48		4.2	0.48	P
2-Nitrotoluene	1.6	1 / 22	<	0.089	0.21	0.42	UJ	<	0.42	UJ	<	0.8	U	<	0.8	U	<	0.8	U	<	0.4	U	<	0.48	U	<	0.49	U	<	0.49	U	<	0.48	U	<	0.48	U
3-Nitrotoluene	-	0 / 22	<	0.087	0.21	0.42	UJ	<	0.42	UJ	<	0.8	U	<	0.8	U	<	0.8	U	<	0.4	U	<	0.48	U	<	0.49	U	<	0.49	U	<	0.48	U	<	0.48	U
4-Amino-2,6-dinitrotoluene	5.6 J	20 / 22	4.8	0.060	0.13	0.21	J	2.6	0.21	J	2.6	1.4	J	2.1	1.4		2.1	0.8		2.4	0.2		3.3	0.48		3.5	0.49		3.7	0.49		3.8	0.48		3.5	0.48	
4-Nitrotoluene	-	0 / 22	<	0.21	0.42	1.0	UJ	<	1	UJ	<	0.8	U	<	0.8	U	<	0.8	U	<	1	U	<	0.48	U	<	0.49	U	<	0.49	U	<	0.48	U	<	0.48	U
HMX	4.5	20 / 22	0.49	0.091	0.21	0.42	J	0.65	0.42	J	0.94	0.8	J	0.93	0.8		0.7	0.8	J	1.2	0.4		1.4	0.48		1.5	0.49		2.1	0.49		1.9	0.48		2.1	0.48	
MNX	0.15 J	1 / 19	<	0.37	0.37	2.1	U	<	2.1	UJ	<	0.8	U	<	0.8	U	<	0.8	U	<	2	U	<	0.48	U	<	0.49	U	<	0.49	U	<	0.48	U	<	0.48	U
Nitrobenzene	-	0 / 22	<	0.095	0.21	0.42	U	<	0.42	UJ	<	0.8	U	<	0.8	U	<	0.8	U	<	0.4	U	<	0.48	U	<	0.49	U	<	0.49	U	<	0.48	U	<	0.48	U
RDX	13	20 / 22	1.1	0.055	0.13	0.21		1.1	0.21	J	<	0.8	U	2.5	0.8	J	2.4	0.8		2.3	0.2		<	0.48	U	4.1	0.49		4.8	0.49		4.5	0.48		4.6	0.48	
Tetryl	-	0 / 22	<	0.08	0.21	0.25	UJ	<	0.25	UJ	<	1.6	U	<	0.8	U	<	0.8	U	<	0.24	U	<	0.48	U	<	0.49	U	<	0.49	U	<	0.48	U	<	0.48	U

Notes:
< = less than reporting limit
µg/L = micrograms per liter
HMX = octahydro-1,3,5,7-tetranitro-1,3,5,7-tetrazocine
ID = identification number
J = estimated
LOQ = limit of quantification
MNX = mono-nitroso-RDX
NA = not analyzed
NRL = no reporting limit
Qual = qualifier
RDX = hexahydro-1,3,5-trinitro-1,3,5-triazine
RL = reporting limit
U = nondetect

TABLE E.1.2-18
CORNHUSKER ARMY AMMUNITION PLANT
PIEZOMETER PZ020-EXPLOSIVES

FIELD ID			PZ020			PZ020			PZ020			PZ020		
METHOD	Maximum	Detection	SW846 M8330			SW846 M8330			SW846 M8330			SW846 M8330		
COLLECT DATE	Detection	Frequency	3/16/2004			3/18/2003			3/20/2002			3/22/2001		
			Result	RL	Qual	Result	RL	Qual	Result	RL	Qual	Result	RL	Qual
EXPLOSIVES (µg/L)														
1,3,5-Trinitrobenzene	29	21 / 22	27	1.9		<	0.18	U	27	1.4	J	29	16.0	
1,3-Dinitrobenzene	-	0 / 22	<	0.19	U	<	0.18	U	<	0.19	U	<	0.8	U
2,4,6-Trinitrotoluene	85	22 / 22	23	1.9		22	1.8	J	42	1.2	J	85	16.0	
2,4-Dinitrotoluene	-	0 / 22	<	0.36	U	<	0.36	U	<	0.19	U	<	0.8	U
2,6-Dinitrotoluene	-	0 / 22	<	0.36	U	<	0.36	U	<	0.74	U	<	0.8	U
2-Amino-4,6-dinitrotoluene	11	21 / 22	4.6	0.36		5.6	0.36	J	8.0	0.30	J	11	0.8	
2-Nitrotoluene	1.6	1 / 22	<	0.36	U	<	0.36	U	<	0.59	U	1.6	0.8	
3-Nitrotoluene	-	0 / 22	<	0.36	U	<	0.36	U	<	0.37	U	<	0.8	U
4-Amino-2,6-dinitrotoluene	5.6 J	20 / 22	3.2	0.36		3.4	0.36	J	5.6	0.50	J	<	0.8	U
4-Nitrotoluene	-	0 / 22	<	0.58	U	<	0.58	U	<	1.20	U	<	0.8	U
HMX	4.5	20 / 22	2.5	0.46		2.4	0.45	J	3.4	0.82	J	4.5	1.0	
MNX	0.15 J	1 / 19	0.15	0.19	J		NA			NA			NA	
Nitrobenzene	-	0 / 22	<	0.19	U	<	0.18	U	<	0.34	U	<	0.8	U
RDX	13	20 / 22	7.7	0.19		8.8	0.18	J	8.9	2.4	J	13	0.8	
Tetryl	-	0 / 22	<	0.36	U	<	0.36	U	<	0.79	U	<	0.8	U

Notes:
< = less than reporting limit
µg/L = micrograms per liter
HMX = octahydro-1,3,5,7-tetranitro-1,3,5,7-tetrazocine
ID = identification number
J = estimated
LOQ = limit of quantification
MNX = mono-nitroso-RDX
NA = not analyzed
NRL = no reporting limit
Qual = qualifier
RDX = hexahydro-1,3,5-trinitro-1,3,5-triazine
RL = reporting limit
U = nondetect

E.1 Explosives

E.1.3 OU1 OFF-POST CA WELLS

WELL	TABLE
CA210	E.1.3-1
CA211	E.1.3-2
CA212	E.1.3-3
CA213	E.1.3-4
CA220	E.1.3-5
CA221	E.1.3-6
CA222	E.1.3-7
CA230	E.1.3-8
CA231	E.1.3-9
CA232	E.1.3-10
CA240	E.1.3-11
CA241	E.1.3-12
CA242	E.1.3-13
CA250	E.1.3-14
CA251	E.1.3-15
CA252	E.1.3-16
CA253	E.1.3-17
CA260	E.1.3-18
CA261	E.1.3-19
CA262	E.1.3-20
CA270	E.1.3-21
CA271	E.1.3-22
CA272	E.1.3-23
CA273	E.1.3-24
CA280	E.1.3-25
CA281	E.1.3-26
CA282	E.1.3-27
CA290/CA290R	E.1.3-28
CA291/CA291R	E.1.3-29
CA292/CA292R	E.1.3-30
CA310	E.1.3-31
CA311	E.1.3-32
CA312	E.1.3-33
CA313	E.1.3-34
CA322	E.1.3-35
CA330	E.1.3-36
CA331	E.1.3-37
CA332	E.1.3-38
CA342	E.1.3-39
CA343	E.1.3-40

TABLE E.1.3-1
CORNHUSKER ARMY AMMUNITION PLANT
WELL CA210-EXPLOSIVES

FIELD ID			CA210					CA210					CA210					CA210			CA210			CA210			CA210			CA210			CA210			CA210		
METHOD	Maximum	Detection	SW846 M8330					SW846 M8330					SW846 M8330					SW846 M8330			SW846 M8330			SW846 M8330			SW846 M8330			SW846 M8330			SW846 M8330			SW846 M8330		
COLLECT DATE	Detection	Frequency	5/11/2022					5/19/2021					6/9/2020					None			None			3/9/2012			3/4/2011			3/11/2010			3/5/2009			3/7/2008		
			Result	Qual	DL	LOD	LOQ	Result	Qual	DL	LOD	LOQ	Result	Qual	DL	LOD	LOQ	Result	RL	Qual	Result	RL	Qual	Result	RL	Qual	Result	RL	Qual	Result	RL	Qual	Result	RL	Qual	Result	RL	Qual
EXPLOSIVES (µg/L)																																						
1,3,5-Trinitrobenzene	-	0 / 20	<	U	0.087	0.21	0.22	<	U	0.086	0.2	0.21	<	U	0.09	0.21	0.22							<	0.8	U	<	0.8	U	<	1	U	<	0.49	U	<	0.47	U
1,3-Dinitrobenzene	-	0 / 20	<	U	0.038	0.1	0.11	<	U	0.038	0.1	0.11	<	U	0.039	0.11	0.12							<	0.8	U	<	0.8	U	<	0.4	U	<	0.49	U	<	0.47	U
2,4,6-Trinitrotoluene	-	0 / 20	<	U	0.047	0.1	0.11	<	U	0.046	0.1	0.11	<	U	0.048	0.11	0.12							<	0.8	U	<	0.8	U	<	0.4	U	<	0.49	U	<	0.47	U
2,4-Dinitrotoluene	-	0 / 20	<	U	0.028	0.083	0.1	<	U	0.028	0.082	0.1	<	U	0.029	0.085	0.11							<	0.8	U	<	0.8	U	<	0.4	U	<	0.49	U	<	0.47	U
2,6-Dinitrotoluene	-	0 / 20	<	U	0.042	0.083	0.1	<	U	0.041	0.082	0.1	<	U	0.043	0.085	0.11	**Not Sampled**			**Not Sampled**			<	0.8	U	<	0.8	U	<	0.2	U	<	0.49	U	<	0.47	U
2-Amino-4,6-dinitrotoluene	-	0 / 20	<	U	0.053	0.1	0.11	<	U	0.052	0.1	0.11	<	UJ	0.054	0.11	0.12	**in 2014 through 2019**			**in 2013**			<	0.8	U	<	0.8	U	<	0.2	U	<	0.49	U	<	0.47	U
2-Nitrotoluene	-	0 / 16	<	U	0.089	0.21	0.22	<	U	0.087	0.2	0.21	<	UJ	0.091	0.21	0.22							<	0.8	U	<	0.8	U	<	0.4	U	<	0.49	U	<	0.47	U
3-Nitrotoluene	-	0 / 16	<	U	0.2	0.42	0.42	<	U	0.2	0.41	0.41	<	UJ	0.21	0.43	0.43				**Well Dry**			<	0.8	U	<	0.8	U	<	0.4	U	<	0.49	U	<	0.47	U
4-Amino-2,6-dinitrotoluene	-	0 / 17	<	U	0.06	0.21	0.16	<	U	0.059	0.12	0.15	<	UJ	0.062	0.13	0.16							<	1.4	U	<	0.8	U	<	0.2	U	<	0.49	U	<	0.47	U
4-Nitrotoluene	-	0 / 16	<	U	0.1	0.42	0.43	<	U	0.1	0.41	0.42	<	UJ	0.11	0.43	0.44							<	0.8	U	<	0.8	U	<	1	U	<	0.49	U	<	0.47	U
HMX	2.74	6 / 20	<	U	0.091	0.21	0.22	<	U	0.089	0.41	2	<	U	0.093	0.21	0.22							<	0.8	U	<	0.8	U	<	0.4	U	<	0.49	U	<	0.47	U
MNX	-	0 / 8	<	U	0.16	0.42	2.1	<	U	0.16	0.41	2	<	U	0.16	0.43	2.1							<	0.8	U	<	0.8	U	<	2	U	<	0.49	U	<	0.47	U
Nitrobenzene	-	0 / 20	<	U	0.095	0.21	0.22	<	U	0.093	0.2	0.21	<	U	0.097	0.21	0.22							<	0.8	U	<	0.8	U	<	0.4	U	<	0.49	U	<	0.47	U
RDX	2.64	6 / 20	<	U	0.054	0.21	0.22	<	U	0.052	0.2	0.21	<	U	0.055	0.21	0.22							<	0.8	U	<	0.8	U	<	0.2	U	<	0.49	U	<	0.47	U
Tetryl	-	0 / 18	<	U	0.033	0.1	0.11	<	U	0.032	0.1	0.11	<	U	0.034	0.11	0.12							<	0.8	U	<	0.8	U	<	0.24	U	<	0.49	U	<	0.47	U

Notes:
< = less than reporting limit
µg/L = micrograms per liter
HMX = octahydro-1,3,5,7-tetranitro-1,3,5,7-tetrazocine
ID = identification number
J = estimated
LOQ = limit of quantification
MNX = mono-nitroso-RDX
NA = not analyzed
NRL = no reporting limit
Qual = qualifier
RDX = hexahydro-1,3,5-trinitro-1,3,5-triazine
RL = reporting limit
U = nondetect

TABLE E.1.3-1
CORNHUSKER ARMY AMMUNITION PLANT
WELL CA210-EXPLOSIVES

FIELD ID			CA210			CA210			CA210			CA210			CA210			CA210			CA210			CA210			CA210			CA210			CA210		
METHOD	Maximum	Detection	SW846 M8330			SW846 M8330			SW846 M8330			SW846 M8330			SW846 M8330			SW846 M8330			UW51			UW51			UW51			UW33			UW33			UW32		
COLLECT DATE	Detection	Frequency	None			3/14/2003			3/19/2002			3/19/2001			3/10/2000			3/24/1999			6/16/1998			10/2/1997			12/10/1996			7/16/1994			6/13/1994			10/8/1992		
			Result	RL	Qual	Result	RL	Qual	Result	RL	Qual	Result	RL	Qual	Result	RL	Qual	Result	RL	Qual	Result	RL	Qual	Result	RL	Qual	Result	RL	Qual	Result	RL	Qual	Result	RL	Qual	Result	RL	Qual
EXPLOSIVES (µg/L)																																						
1,3,5-Trinitrobenzene	-	0 / 20				<	0.27	U	<	0.58	U	<	0.8	U	<	0.8	U	<	0.8	U	<	1.00	U	<	0.125	U	<	0.125	U	<	0.425	U	<	0.425	U	<	0.449	U
1,3-Dinitrobenzene	-	0 / 20				<	0.18	U	<	0.39	U	<	0.8	U	<	0.8	U	<	0.8	U	<	0.500	U	<	0.989	U	<	0.989	U	<	0.549	U	<	0.549	U	<	0.611	U
2,4,6-Trinitrotoluene	-	0 / 20				<	0.22	U	<	0.48	U	<	0.8	U	<	1.5	U	<	0.8	U	<	1.00	U	<	0.29	U	<	0.29	U	<	0.451	U	<	0.451	U	<	0.635	U
2,4-Dinitrotoluene	-	0 / 20				<	0.18	U	<	0.39	U	<	0.8	U	<	1.1	U	<	0.8	U	<	0.500	U	<	0.233	U	<	0.233	U	<	0.26	U	<	0.26	U	<	0.064	U
2,6-Dinitrotoluene	-	0 / 20	**Not Sampled**			<	0.69	U	<	1.5	U	<	0.8	U	<	1.1	U	<	0.8	U	<	0.500	U	<	0.2	U	<	0.2	U	<	0.26	U	<	0.26	U	<	0.074	U
2-Amino-4,6-dinitrotoluene	-	0 / 20	**in 2004, 2005, 2006, 2007**			<	0.28	U	<	0.60	U	<	0.8	U	<	1	U	<	0.8	U	<	0.500	U	<	0.173	U	<	0.173	U	<	0.244	U	<	0.244	U	<	0.158	U
2-Nitrotoluene	-	0 / 16				<	0.55	U	<	1.2	U	<	0.8	U	<	1.1	U	<	0.8	U	<	1.00	U	<	0.319	U	<	0.319	U		NA			NA			NA	
3-Nitrotoluene	-	0 / 16	**Well Dry**			<	0.35	U	<	0.75	U	<	0.8	U	<	1.1	U	<	0.8	U	<	1.00	U	<	0.514	U	<	0.514	U		NA			NA			NA	
4-Amino-2,6-dinitrotoluene	-	0 / 17				<	0.47	U	<	1.0	U	<	0.8	U	<	1	U	<	0.8	U	<	1.00	U	<	0.309	U	<	0.309	U		NA		<	0.414	U		NA	
4-Nitrotoluene	-	0 / 16				<	1.1	U	<	2.4	U	<	0.8	U	<	1.1	U	<	0.8	U	<	1.00	U	<	0.368	U	<	0.368	U		NA			NA			NA	
HMX	2.74	6 / 20				<	0.76	U	<	1.6	U	<	1	U	0.51	0.8	J	1.08	0.8		<	0.500	U	0.466	0.16		0.41	0.16		<	0.563	U	1.48	NRL		<	1.21	U
MNX	-	0 / 8					NA			NA			NA			NA			NA			NA			NA			NA			NA			NA			NA	
Nitrobenzene	-	0 / 20				<	0.31	U	<	0.68	U	<	0.8	U	<	0.8	U	<	0.8	U	<	0.500	U	<	0.231	U	<	0.231	U	<	0.817	U	<	0.817	U	<	0.645	U
RDX	2.64	6 / 20				0.15	0.45	J	<	0.97	U	<	0.8	U	<	0.8	U	0.55	0.8	J	<	1.00	U	<	0.558	U	<	0.558	U	0.903	NRL		1.6	NRL		1.6	NRL	
Tetryl	-	0 / 18				<	0.74	U	<	1.6	U	<	0.8	U	<	1.3	U	<	0.8	U	<	0.500	U	<	0.253	U	<	0.253	U	<	1.18	U	<	1.18	U		NA	

Notes:
< = less than reporting limit
µg/L = micrograms per liter
HMX = octahydro-1,3,5,7-tetranitro-1,3,5,7-tetrazocine
ID = identification number
J = estimated
LOQ = limit of quantification
MNX = mono-nitroso-RDX
NA = not analyzed
NRL = no reporting limit
Qual = qualifier
RDX = hexahydro-1,3,5-trinitro-1,3,5-triazine
RL = reporting limit
U = nondetect

TABLE E.1.3-1
CORNHUSKER ARMY AMMUNITION PLANT
WELL CA210-EXPLOSIVES

FIELD ID			CA210		
METHOD	Maximum	Detection	UW32		
COLLECT DATE	Detection	Frequency	9/1/1992		
			Result	RL	Qual
EXPLOSIVES (µg/L)					
1,3,5-Trinitrobenzene	-	0 / 20	<	0.449	U
1,3-Dinitrobenzene	-	0 / 20	<	0.611	U
2,4,6-Trinitrotoluene	-	0 / 20	<	0.635	U
2,4-Dinitrotoluene	-	0 / 20	<	0.064	U
2,6-Dinitrotoluene	-	0 / 20	<	0.074	U
2-Amino-4,6-dinitrotoluene	-	0 / 20	<	0.158	U
2-Nitrotoluene	-	0 / 16		NA	
3-Nitrotoluene	-	0 / 16		NA	
4-Amino-2,6-dinitrotoluene	-	0 / 17		NA	
4-Nitrotoluene	-	0 / 16		NA	
HMX	2.74	6 / 20	2.74	NRL	
MNX	-	0 / 8		NA	
Nitrobenzene	-	0 / 20	<	0.645	U
RDX	2.64	6 / 20	2.64	NRL	
Tetryl	-	0 / 18		NA	

Notes:
< = less than reporting limit
µg/L = micrograms per liter
HMX = octahydro-1,3,5,7-tetranitro-1,3,5,7-tetrazocine
ID = identification number
J = estimated
LOQ = limit of quantification
MNX = mono-nitroso-RDX
NA = not analyzed
NRL = no reporting limit
Qual = qualifier
RDX = hexahydro-1,3,5-trinitro-1,3,5-triazine
RL = reporting limit
U = nondetect

TABLE E.1.3-2
CORNHUSKER ARMY AMMUNITION PLANT
WELL CA211-EXPLOSIVES

FIELD ID			CA211					CA211					CA211					CA211			CA211			CA211			CA211			CA211			CA211			CA211		
METHOD	Maximum	Detection	SW846 M8330					SW846 M8330					SW846 M8330					SW846 M8330			SW846 M8330			SW846 M8330			SW846 M8330			SW846 M8330			SW846 M8330			SW846 M8330		
COLLECT DATE	Detection	Frequency	5/11/2022					5/19/2021					6/9/2020					None			3/7/2013			3/1/2012			3/4/2011			3/11/2010			3/5/2009			3/7/2008		
			Result	Qual	DL	LOD	LOQ	Result	Qual	DL	LOD	LOQ	Result	Qual	DL	LOD	LOQ	Result	RL	Qual	Result	RL	Qual	Result	RL	Qual	Result	RL	Qual	Result	RL	Qual	Result	RL	Qual	Result	RL	Qual
EXPLOSIVES (µg/L)																																						
1,3,5-Trinitrobenzene	-	0 / 25	<	U	0.084	0.2	0.21	<	U	0.079	0.19	0.2	<	U	0.089	0.21	0.22				<	0.8	U	<	0.8	U	<	0.8	U	<	1	U	<	0.48	U	<	0.47	U
1,3-Dinitrobenzene	1.03	1 / 25	<	U	0.037	0.1	0.11	<	U	0.035	0.094	0.1	<	U	0.039	0.11	0.12				<	0.8	U	<	0.8	U	<	0.8	U	<	0.4	U	<	0.48	U	<	0.47	U
2,4,6-Trinitrotoluene	-	0 / 25	<	U	0.045	0.1	0.11	<	U	0.042	0.094	0.1	<	U	0.048	0.11	0.12				<	0.8	U	<	0.8	U	<	0.8	U	<	0.4	U	<	0.48	U	<	0.47	U
2,4-Dinitrotoluene	-	0 / 25	<	U	0.027	0.08	0.1	<	U	0.026	0.075	0.094	<	U	0.029	0.085	0.11				<	0.8	U	<	0.8	U	<	0.8	U	<	0.4	U	<	0.48	U	<	0.47	U
2,6-Dinitrotoluene	-	0 / 25	<	U	0.04	0.08	0.1	<	U	0.038	0.075	0.094	<	U	0.043	0.085	0.11	**Not Sampled**			<	0.8	U	<	0.8	U	<	0.8	U	<	0.2	U	<	0.48	U	<	0.47	U
2-Amino-4,6-dinitrotoluene	-	0 / 25	<	U	0.051	0.1	0.11	<	U	0.048	0.094	0.1	<	UJ	0.054	0.11	0.12	**in 2014 through 2019**			<	0.8	U	<	0.8	U	<	0.8	U	<	0.2	U	<	0.48	U	<	0.47	U
2-Nitrotoluene	-	0 / 21	<	U	0.085	0.2	0.21	<	U	0.081	0.19	0.2	<	UJ	0.091	0.21	0.22				<	0.8	U	<	0.8	U	<	0.8	U	<	0.4	U	<	0.48	U	<	0.47	U
3-Nitrotoluene	-	0 / 21	<	U	0.19	0.4	0.4	<	U	0.18	0.38	0.38	<	UJ	0.21	0.43	0.43				<	0.8	U	<	0.8	U	<	0.8	U	<	0.4	U	<	0.48	U	<	0.47	U
4-Amino-2,6-dinitrotoluene	-	0 / 21	<	U	0.058	0.12	0.15	<	U	0.054	0.11	0.14	<	UJ	0.061	0.13	0.16				<	1.4	U	<	1.4	U	<	0.8	U	<	0.2	U	<	0.48	U	<	0.47	U
4-Nitrotoluene	-	0 / 21	<	U	0.1	0.4	0.41	<	U	0.094	0.38	0.39	<	UJ	0.11	0.43	0.44				<	0.8	U	<	0.8	U	<	0.8	U	<	1	U	<	0.48	U	<	0.47	U
HMX	2.78	22 / 25	<	U	0.087	0.2	0.21	<	U	0.083	0.19	0.2	<	U	0.093	0.21	0.22				0.23	0.8	J	0.25	0.8	J	0.29	0.8	J	0.48	0.4		0.78	0.48		0.78	0.47	
MNX	-	0 / 13	<	U	0.15	0.4	2	<	U	0.15	0.38	1.9	<	U	0.16	0.43	2.1				<	0.8	U	<	0.8	U	<	0.8	U	<	2	U	<	0.48	U	<	0.47	U
Nitrobenzene	-	0 / 25	<	U	0.091	0.2	0.21	<	U	0.086	0.19	0.2	<	U	0.097	0.21	0.22				<	0.8	U	<	0.8	U	<	0.8	U	<	0.4	U	<	0.48	U	<	0.47	U
RDX	5.12	12 / 25	<	U	0.051	0.2	0.21	<	U	0.049	0.19	0.2	<	U	0.055	0.21	0.22				<	0.8	U	<	0.8	U	<	0.8	U	<	0.2	U	<	0.48	U	<	0.47	U
Tetryl	-	0 / 23	<	U	0.032	0.1	0.11	<	U	0.03	0.094	0.1	<	U	0.034	0.11	0.12				<	1.6	U	<	0.8	U	<	0.8	U	<	0.24	U	<	0.48	U	<	0.47	U

Notes:
< = less than reporting limit
µg/L = micrograms per liter
HMX = octahydro-1,3,5,7-tetranitro-1,3,5,7-tetrazocine
ID = identification number
J = estimated
LOQ = limit of quantification
MNX = mono-nitroso-RDX
NA = not analyzed
NRL = no reporting limit
Qual = qualifier
RDX = hexahydro-1,3,5-trinitro-1,3,5-triazine
RL = reporting limit
U = nondetect

TABLE E.1.3-2
CORNHUSKER ARMY AMMUNITION PLANT
WELL CA211-EXPLOSIVES

FIELD ID			CA211			CA211			CA211			CA211			CA211			CA211			CA211			CA211			CA211			CA211			CA211			CA211		
METHOD	Maximum	Detection	SW846 M8330			SW846 M8330			SW846 M8330			SW846 M8330			SW846 M8330			SW846 M8330			SW846 M8330			SW846 M8330			SW846 M8330			UW51			UW51			UW51		
COLLECT DATE	Detection	Frequency	3/9/2007			3/10/2006			3/10/2005			3/12/2004			3/14/2003			3/19/2002			3/19/2001			3/10/2000			3/24/1999			6/16/1998			10/2/1997			12/10/1996		
			Result	RL	Qual	Result	RL	Qual	Result	RL	Qual	Result	RL	Qual	Result	RL	Qual	Result	RL	Qual	Result	RL	Qual	Result	RL	Qual	Result	RL	Qual	Result	RL	Qual	Result	RL	Qual	Result	RL	Qual
EXPLOSIVES (µg/L)																																						
1,3,5-Trinitrobenzene	-	0 / 25	<	0.5	U	<	0.48	U	<	0.5	U	<	0.39	U	<	0.24	U	<	0.28	U	<	0.8	U	<	0.8	U	<	0.8	U	<	1.00	U	<	0.125	U	<	0.125	U
1,3-Dinitrobenzene	1.03	1 / 25	<	0.5	U	<	0.48	U	<	0.5	U	<	0.39	U	<	0.16	U	<	0.18	U	<	0.8	U	<	0.8	U	<	0.8	U	<	0.500	U	<	0.989	U	<	0.989	U
2,4,6-Trinitrotoluene	-	0 / 25	<	0.5	U	<	0.48	U	<	0.5	U	<	0.39	U	<	0.2	U	<	0.23	U	<	0.8	U	<	1.5	U	<	0.8	U	<	1.00	U	<	0.29	U	<	0.29	U
2,4-Dinitrotoluene	-	0 / 25	<	0.5	U	<	0.48	U	<	0.5	U	<	0.76	U	<	0.16	U	<	0.18	U	<	0.8	U	<	1.1	U	<	0.8	U	<	0.500	U	<	0.233	U	<	0.233	U
2,6-Dinitrotoluene	-	0 / 25	<	0.5	U	<	0.48	U	<	0.5	U	<	0.76	U	<	0.62	U	<	0.71	U	<	0.8	U	<	1.1	U	<	0.8	U	<	0.500	U	<	0.2	U	<	0.2	U
2-Amino-4,6-dinitrotoluene	-	0 / 25	<	0.5	U	<	0.48	U	<	0.5	U	<	0.76	U	<	0.25	U	<	0.29	U	<	0.8	U	<	1	U	<	0.8	U	<	0.500	U	<	0.173	U	<	0.173	U
2-Nitrotoluene	-	0 / 21	<	0.5	U	<	0.48	U	<	0.5	U	<	0.76	U	<	0.49	U	<	0.56	U	<	0.8	U	<	1.1	U	<	0.8	U	<	1.00	U	<	0.319	U	<	0.319	U
3-Nitrotoluene	-	0 / 21	<	0.5	U	<	0.48	U	<	0.5	U	<	0.76	U	<	0.31	U	<	0.36	U	<	0.8	U	<	1.1	U	<	0.8	U	<	1.00	U	<	0.514	U	<	0.514	U
4-Amino-2,6-dinitrotoluene	-	0 / 21	<	0.5	U	<	0.48	U	<	0.5	U	<	0.76	U	<	0.42	U	<	0.48	U	<	0.8	U	<	1	U	<	0.8	U	<	1.00	U	<	0.309	U	<	0.309	U
4-Nitrotoluene	-	0 / 21	<	0.5	U	<	0.48	U	<	0.5	U	<	1.2	U	<	1	U	<	1.2	U	<	0.8	U	<	1.1	U	<	0.8	U	<	1.00	U	<	0.368	U	<	0.368	U
HMX	2.78	22 / 25	0.97	0.5		0.9	0.48		0.88	0.5		1.3	0.96		1.3	0.68		1.3	0.78		1.3	1		1	0.8		1.68	0.8		1.16	0.500	J*	1.74	0.16		1.8	0.16	
MNX	-	0 / 13	<	0.5	U	<	0.48	U	<	0.5	U	<	0.39	U		NA			NA			NA			NA			NA			NA			NA			NA		
Nitrobenzene	-	0 / 25	<	0.5	U	<	0.48	U	<	0.5	U	<	0.39	U	<	0.28	U	<	0.32	U	<	0.8	U	<	0.8	U	<	0.8	U	<	0.500	U	<	0.231	U	<	0.231	U
RDX	5.12	12 / 25	<	0.5	U	<	0.48	U	0.32	0.5	J	0.54	0.39		0.74	0.4		0.99	0.46		0.52	0.8	J	<	0.8	U	1.27	0.8	J	1.66	1.00	J*	1.66	0.558		<	0.558	U
Tetryl	-	0 / 23	<	0.5	U	<	0.48	U	<	0.5	U	<	0.76	U	<	0.66	U	<	0.76	U	<	0.8	U	<	1.3	U	<	0.8	U	<	0.500	U	<	0.253	U	<	0.253	U

Notes:
< = less than reporting limit
µg/L = micrograms per liter
HMX = octahydro-1,3,5,7-tetranitro-1,3,5,7-tetrazocine
ID = identification number
J = estimated
LOQ = limit of quantification
MNX = mono-nitroso-RDX
NA = not analyzed
NRL = no reporting limit
Qual = qualifier
RDX = hexahydro-1,3,5-trinitro-1,3,5-triazine
RL = reporting limit
U = nondetect

TABLE E.1.3-2
CORNHUSKER ARMY AMMUNITION PLANT
WELL CA211-EXPLOSIVES

FIELD ID			CA211			CA211			CA211			CA211		
METHOD	Maximum	Detection	UW33			UW33			UW32			UW32		
COLLECT DATE	Detection	Frequency	7/16/1994			6/13/1994			10/8/1992			9/4/1992		
			Result	RL	Qual	Result	RL	Qual	Result	RL	Qual	Result	RL	Qual
EXPLOSIVES (µg/L)														
1,3,5-Trinitrobenzene	-	0 / 25	<	0.425	U	<	0.425	U	<	0.449	U	<	0.449	U
1,3-Dinitrobenzene	1.03	1 / 25	<	0.549	U	1.03	NRL		<	0.611	U	<	0.611	U
2,4,6-Trinitrotoluene	-	0 / 25	<	0.451	U	<	0.451	U	<	0.635	U	<	0.635	U
2,4-Dinitrotoluene	-	0 / 25	<	0.26	U	<	0.26	U	<	0.064	U	<	0.064	U
2,6-Dinitrotoluene	-	0 / 25	<	0.26	U	<	0.26	U	<	0.074	U	<	0.074	U
2-Amino-4,6-dinitrotoluene	-	0 / 25	<	0.244	U	<	0.244	U	<	0.158	U	<	0.158	U
2-Nitrotoluene	-	0 / 21		NA			NA			NA			NA	
3-Nitrotoluene	-	0 / 21		NA			NA			NA			NA	
4-Amino-2,6-dinitrotoluene	-	0 / 21		NA			NA			NA			NA	
4-Nitrotoluene	-	0 / 21		NA			NA			NA			NA	
HMX	2.78	22 / 25	2.38	NRL		2.47	NRL		2.78	NRL		2.45	NRL	
MNX	-	0 / 13		NA			NA			NA			NA	
Nitrobenzene	-	0 / 25	<	0.817	U	<	0.817	U	<	0.645	U	<	0.645	U
RDX	5.12	12 / 25	2.88	NRL		3.9	NRL		5.12	NRL		4.21	NRL	
Tetryl	-	0 / 23	<	1.18	U	<	1.18	U		NA			NA	

Notes:
< = less than reporting limit
µg/L = micrograms per liter
HMX = octahydro-1,3,5,7-tetranitro-1,3,5,7-tetrazocine
ID = identification number
J = estimated
LOQ = limit of quantification
MNX = mono-nitroso-RDX
NA = not analyzed
NRL = no reporting limit
Qual = qualifier
RDX = hexahydro-1,3,5-trinitro-1,3,5-triazine
RL = reporting limit
U = nondetect

TABLE E.1.3-3
CORNHUSKER ARMY AMMUNITION PLANT
WELL CA212-EXPLOSIVES

FIELD ID			CA212					CA212					CA212					CA212			CA212			CA212			CA212			CA212			CA212			CA212		
METHOD	Maximum	Detection	SW846 M8330					SW846 M8330					SW846 M8330					SW846 M8330			SW846 M8330			SW846 M8330			SW846 M8330			SW846 M8330			SW846 M8330			SW846 M8330		
COLLECT DATE	Detection	Frequency	5/11/2022					5/19/2021					6/9/2020					None			3/7/2013			3/1/2012			3/4/2011			3/11/2010			3/5/2009			3/7/2008		
			Result	Qual	DL	LOD	LOQ	Result	Qual	DL	LOD	LOQ	Result	Qual	DL	LOD	LOQ	Result	RL	Qual	Result	RL	Qual	Result	RL	Qual	Result	RL	Qual	Result	RL	Qual	Result	RL	Qual	Result	RL	Qual
EXPLOSIVES (µg/L)																																						
1,3,5-Trinitrobenzene	-	0 / 25	<	U	0.084	0.2	0.21	<	U	0.082	0.19	0.2	<	U	0.091	0.22	0.23				<	0.8	U	<	0.8	U	<	0.8	U	<	0.99	U	<	0.48	U	<	0.48	U
1,3-Dinitrobenzene	0.63	1 / 25	<	U	0.037	0.1	0.11	<	U	0.036	0.097	0.11	<	U	0.04	0.11	0.12				<	0.8	U	<	0.8	U	<	0.8	U	<	0.4	U	<	0.48	U	<	0.48	U
2,4,6-Trinitrotoluene	-	0 / 25	<	U	0.045	0.1	0.11	<	U	0.044	0.097	0.11	<	U	0.049	0.11	0.12				<	0.8	U	<	0.8	U	<	0.8	U	<	0.4	U	<	0.48	U	<	0.48	U
2,4-Dinitrotoluene	-	0 / 25	<	U	0.027	0.08	0.1	<	U	0.027	0.078	0.097	<	U	0.03	0.087	0.11				<	0.8	U	<	0.8	U	<	0.8	U	<	0.4	U	<	0.48	U	<	0.48	U
2,6-Dinitrotoluene	-	0 / 25	<	U	0.04	0.08	0.1	<	U	0.039	0.078	0.097	<	U	0.043	0.087	0.11	**Not Sampled**			<	0.8	U	<	0.8	U	<	0.8	U	<	0.2	U	<	0.48	U	<	0.48	U
2-Amino-4,6-dinitrotoluene	-	0 / 25	<	U	0.051	0.1	0.11	<	U	0.049	0.097	0.11	<	UJ	0.055	0.11	0.12	**in 2014 through 2019**			<	0.8	U	<	0.8	U	<	0.8	U	<	0.2	U	<	0.48	U	<	0.48	U
2-Nitrotoluene	-	0 / 21	<	U	0.085	0.2	0.21	<	U	0.083	0.19	0.2	<	UJ	0.093	0.22	0.23				<	0.8	U	<	0.8	U	<	0.8	U	<	0.4	U	<	0.48	U	<	0.48	U
3-Nitrotoluene	-	0 / 21	<	U	0.19	0.4	0.4	<	U	0.19	0.39	0.39	<	UJ	0.21	0.43	0.43				<	0.8	U	<	0.8	U	<	0.8	U	<	0.4	U	<	0.48	U	<	0.48	U
4-Amino-2,6-dinitrotoluene	-	0 / 21	<	U	0.058	0.12	0.15	<	U	0.056	0.12	0.15	<	UJ	0.062	0.13	0.16				<	1.4	U	<	1.4	U	<	0.8	U	<	0.2	U	<	0.48	U	<	0.48	U
4-Nitrotoluene	-	0 / 21	<	U	0.1	0.4	0.41	<	U	0.097	0.39	0.4	<	UJ	0.11	0.43	0.44				<	0.8	U	<	0.8	U	<	0.8	U	<	0.99	U	<	0.48	U	<	0.48	U
HMX	0.952	10 / 25	<	U	0.088	0.2	0.21	<	U	0.085	0.19	0.2	<	U	0.095	0.22	0.23				0.14	0.8	J	0.11	0.8	J	<	0.8	U	0.16	0.4	J	<	0.48	U	<	0.48	U
MNX	-	0 / 13	<	U	0.15	0.4	2	<	U	0.15	0.39	1.9	<	U	0.17	0.43	2.2				<	0.8	U	<	0.8	U	<	0.8	U	<	2	U	<	0.48	U	<	0.48	U
Nitrobenzene	-	0 / 25	<	U	0.091	0.2	0.21	<	U	0.088	0.19	0.2	<	U	0.099	0.22	0.23				<	0.8	U	<	0.8	U	<	0.8	U	<	0.4	U	<	0.48	U	<	0.48	U
RDX	1.13	2 / 25	<	U	0.051	0.2	0.21	<	U	0.05	0.19	0.2	<	U	0.056	0.22	0.23				<	0.8	U	<	0.8	U	<	0.8	U	<	0.2	U	<	0.48	U	<	0.48	U
Tetryl	-	0 / 23	<	U	0.032	0.1	0.11	<	U	0.031	0.097	0.11	<	U	0.034	0.11	0.12				<	1.6	U	<	0.8	U	<	0.8	U	<	0.24	U	<	0.48	U	<	0.48	U

Notes:
< = less than reporting limit
µg/L = micrograms per liter
HMX = octahydro-1,3,5,7-tetranitro-1,3,5,7-tetrazocine
ID = identification number
J = estimated
LOQ = limit of quantification
MNX = mono-nitroso-RDX
NA = not analyzed
NRL = no reporting limit
Qual = qualifier
RDX = hexahydro-1,3,5-trinitro-1,3,5-triazine
RL = reporting limit
U = nondetect

TABLE E.1.3-3
CORNHUSKER ARMY AMMUNITION PLANT
WELL CA212-EXPLOSIVES

FIELD ID			CA212			CA212			CA212			CA212			CA212			CA212			CA212			CA212			CA212			CA212			CA212			CA212		
METHOD	Maximum	Detection	SW846 M8330			SW846 M8330			SW846 M8330			SW846 M8330			SW846 M8330			SW846 M8330			SW846 M8330			SW846 M8330			UW51			UW51			UW51					
COLLECT DATE	Detection	Frequency	3/9/2007			3/10/2006			3/10/2005			3/12/2004			3/14/2003			3/19/2002			3/19/2001			3/10/2000			3/24/1999			6/16/1998			10/2/1997			12/10/1996		
			Result	RL	Qual	Result	RL	Qual	Result	RL	Qual	Result	RL	Qual	Result	RL	Qual	Result	RL	Qual	Result	RL	Qual	Result	RL	Qual	Result	RL	Qual	Result	RL	Qual	Result	RL	Qual	Result	RL	Qual
EXPLOSIVES (µg/L)																																						
1,3,5-Trinitrobenzene	-	0 / 25	<	0.5	U	<	0.48	U	<	0.52	U	<	0.29	U	<	0.29	U	<	0.42	U	<	0.8	U	<	0.8	U	<	0.8	U	<	1.00	U	<	0.125	U	<	0.125	U
1,3-Dinitrobenzene	0.63	1 / 25	<	0.5	U	<	0.48	U	<	0.52	U	<	0.29	U	<	0.19	U	<	0.28	U	<	0.8	U	<	0.8	U	<	0.8	U	<	0.500	U	<	0.989	U	<	0.989	U
2,4,6-Trinitrotoluene	-	0 / 25	<	0.5	U	<	0.48	U	<	0.52	U	<	0.29	U	<	0.24	U	<	0.35	U	<	0.8	U	<	1.5	U	<	0.8	U	<	1.00	U	<	0.29	U	<	0.29	U
2,4-Dinitrotoluene	-	0 / 25	<	0.5	U	<	0.48	U	<	0.52	U	<	0.56	U	<	0.19	U	<	0.28	U	<	0.8	U	<	1.1	U	<	0.8	U	<	0.500	U	<	0.233	U	<	0.233	U
2,6-Dinitrotoluene	-	0 / 25	<	0.5	U	<	0.48	U	<	0.52	U	<	0.56	U	<	0.74	U	<	1.1	U	<	0.8	U	<	1.1	U	<	0.8	U	<	0.500	U	<	0.2	U	<	0.2	U
2-Amino-4,6-dinitrotoluene	-	0 / 25	<	0.5	U	<	0.48	U	<	0.52	U	<	0.56	U	<	0.3	U	<	0.44	U	<	0.8	U	<	1	U	<	0.8	U	<	0.500	U	<	0.173	U	<	0.173	U
2-Nitrotoluene	-	0 / 21	<	0.5	U	<	0.48	U	<	0.52	U	<	0.56	U	<	0.59	U	<	0.86	U	<	0.8	U	<	1.1	U	<	0.8	U	<	1.00	U	<	0.319	U	<	0.319	U
3-Nitrotoluene	-	0 / 21	<	0.5	U	<	0.48	U	<	0.52	U	<	0.56	U	<	0.37	U	<	0.54	U	<	0.8	U	<	1.1	U	<	0.8	U	<	1.00	U	<	0.514	U	<	0.514	U
4-Amino-2,6-dinitrotoluene	-	0 / 21	<	0.5	U	<	0.48	U	<	0.52	U	<	0.56	U	<	0.5	U	<	0.74	U	<	0.8	U	<	1	U	<	0.8	U	<	1.00	U	<	0.309	U	<	0.309	U
4-Nitrotoluene	-	0 / 21	<	0.5	U	<	0.48	U	<	0.52	U	<	0.9	U	<	1.2	U	<	1.8	U	<	0.8	U	<	1.1	U	<	0.8	U	<	1.00	U	<	0.368	U	<	0.368	U
HMX	0.952	10 / 25	<	0.5	U	<	0.48	U	<	0.52	U	0.45	0.7	J	0.39	0.82	J	<	1.2	U	<	1	U	0.4	0.8	J	<	0.8	U	<	0.500	U	0.66	0.16		0.45	0.16	
MNX	-	0 / 13	<	0.5	U	<	0.48	U	<	0.52	U	<	0.29	U		NA			NA			NA			NA			NA			NA			NA			NA		
Nitrobenzene	-	0 / 25	<	0.5	U	<	0.48	U	<	0.52	U	<	0.29	U	<	0.34	U	<	0.49	U	<	0.8	U	<	0.8	U	<	0.8	U	<	0.500	U	<	0.231	U	<	0.231	U
RDX	1.13	2 / 25	<	0.5	U	<	0.48	U	<	0.52	U	<	0.29	U	0.31	0.48	J	<	0.70	U	<	0.8	U	<	0.8	U	<	0.8	U	<	1.00	U	<	0.558	U	<	0.558	U
Tetryl	-	0 / 23	<	0.5	U	<	0.48	U	<	0.52	U	<	0.56	U	<	0.79	U	<	1.2	U	<	0.8	U	<	1.3	U	<	0.8	U	<	0.500	U	<	0.253	U	<	0.253	U

Notes:
< = less than reporting limit
µg/L = micrograms per liter
HMX = octahydro-1,3,5,7-tetranitro-1,3,5,7-tetrazocine
ID = identification number
J = estimated
LOQ = limit of quantification
MNX = mono-nitroso-RDX
NA = not analyzed
NRL = no reporting limit
Qual = qualifier
RDX = hexahydro-1,3,5-trinitro-1,3,5-triazine
RL = reporting limit
U = nondetect

TABLE E.1.3-3
CORNHUSKER ARMY AMMUNITION PLANT
WELL CA212-EXPLOSIVES

FIELD ID			CA212			CA212			CA212			CA212		
METHOD	Maximum	Detection	UW33			UW33			UW32			UW32		
COLLECT DATE	Detection	Frequency	7/17/1994			6/12/1994			10/8/1992			9/4/1992		
			Result	RL	Qual	Result	RL	Qual	Result	RL	Qual	Result	RL	Qual
EXPLOSIVES (µg/L)														
1,3,5-Trinitrobenzene	-	0 / 25	<	0.425	U	<	0.425	U	<	0.449	U	<	0.449	U
1,3-Dinitrobenzene	0.63	1 / 25	0.63	NRL		<	0.549	U	<	0.611	U	<	0.611	U
2,4,6-Trinitrotoluene	-	0 / 25	<	0.451	U	<	0.451	U	<	0.635	U	<	0.635	U
2,4-Dinitrotoluene	-	0 / 25	<	0.26	U	<	0.26	U	<	0.064	U	<	0.064	U
2,6-Dinitrotoluene	-	0 / 25	<	0.26	U	<	0.26	U	<	0.074	U	<	0.074	U
2-Amino-4,6-dinitrotoluene	-	0 / 25	<	0.244	U	<	0.244	U	<	0.158	U	<	0.158	U
2-Nitrotoluene	-	0 / 21		NA			NA			NA			NA	
3-Nitrotoluene	-	0 / 21		NA			NA			NA			NA	
4-Amino-2,6-dinitrotoluene	-	0 / 21		NA			NA			NA			NA	
4-Nitrotoluene	-	0 / 21		NA			NA			NA			NA	
HMX	0.952	10 / 25	0.952	NRL		0.668	NRL		<	1.21	U	<	1.21	U
MNX	-	0 / 13		NA			NA			NA			NA	
Nitrobenzene	-	0 / 25	<	0.817	U	<	0.817	U	<	0.645	U	<	0.645	U
RDX	1.13	2 / 25	1.13	NRL		<	0.412	U	<	1.17	U	<	1.17	U
Tetryl	-	0 / 23	<	1.18	U	<	1.18	U		NA			NA	

Notes:
< = less than reporting limit
µg/L = micrograms per liter
HMX = octahydro-1,3,5,7-tetranitro-1,3,5,7-tetrazocine
ID = identification number
J = estimated
LOQ = limit of quantification
MNX = mono-nitroso-RDX
NA = not analyzed
NRL = no reporting limit
Qual = qualifier
RDX = hexahydro-1,3,5-trinitro-1,3,5-triazine
RL = reporting limit
U = nondetect

TABLE E.1.3-4
CORNHUSKER ARMY AMMUNITION PLANT
WELL CA213-EXPLOSIVES

FIELD ID			CA213					CA213					CA213					CA213			CA213			CA213			CA213			CA213			CA213			CA213		
METHOD	Maximum	Detection	SW846 M8330					SW846 M8330					SW846 M8330					SW846 M8330			SW846 M8330			SW846 M8330			SW846 M8330			SW846 M8330			SW846 M8330			SW846 M8330		
COLLECT DATE	Detection	Frequency	5/11/2022					5/19/2021					6/10/2020					None			3/7/2013			3/1/2012			3/4/2011			3/11/2010			3/5/2009			3/7/2008		
			Result	Qual	DL	LOD	LOQ	Result	Qual	DL	LOD	LOQ	Result	Qual	DL	LOD	LOQ	Result	RL	Qual	Result	RL	Qual	Result	RL	Qual	Result	RL	Qual	Result	RL	Qual	Result	RL	Qual	Result	RL	Qual
EXPLOSIVES (µg/L)																																						
1,3,5-Trinitrobenzene	-	0 / 25	<	U	0.085	0.2	0.21	<	U	0.082	0.19	0.2	<	U	0.087	0.21	0.22				<	0.8	U	<	0.8	U	<	0.8	U	<	0.98	U	<	0.48	U	<	0.48	U
1,3-Dinitrobenzene	-	0 / 25	<	U	0.038	0.1	0.11	<	U	0.036	0.097	0.11	<	U	0.038	0.1	0.11				<	0.8	U	<	0.8	U	<	0.8	U	<	0.39	U	<	0.48	U	<	0.48	U
2,4,6-Trinitrotoluene	-	0 / 25	<	U	0.046	0.1	0.11	<	U	0.044	0.097	0.11	<	U	0.046	0.1	0.11				<	0.8	U	<	0.8	U	<	0.8	U	<	0.39	U	<	0.48	U	<	0.48	U
2,4-Dinitrotoluene	-	0 / 25	<	U	0.028	0.081	0.1	<	U	0.027	0.078	0.097	<	U	0.028	0.083	0.1				<	0.8	U	<	0.8	U	<	0.8	U	<	0.39	U	<	0.48	U	<	0.48	U
2,6-Dinitrotoluene	-	0 / 25	<	U	0.041	0.081	0.1	<	U	0.039	0.078	0.097	<	U	0.041	0.083	0.1	**Not Sampled**			<	0.8	U	<	0.8	U	<	0.8	U	<	0.2	U	<	0.48	U	<	0.48	U
2-Amino-4,6-dinitrotoluene	-	0 / 25	<	U	0.052	0.1	0.11	<	U	0.049	0.097	0.11	<	U	0.052	0.1	0.11	**in 2014 through 2019**			<	0.8	U	<	0.8	U	<	0.8	U	<	0.2	U	<	0.48	U	<	0.48	U
2-Nitrotoluene	-	0 / 21	<	U	0.087	0.2	0.21	<	U	0.083	0.19	0.2	<	U	0.088	0.21	0.22				<	0.8	U	<	0.8	U	<	0.8	U	<	0.39	U	<	0.48	U	<	0.48	U
3-Nitrotoluene	-	0 / 21	<	U	0.2	0.41	0.41	<	U	0.19	0.39	0.39	<	U	0.2	0.41	0.41				<	0.8	U	<	0.8	U	<	0.8	U	<	0.39	U	<	0.48	U	<	0.48	U
4-Amino-2,6-dinitrotoluene	-	0 / 21	<	U	0.059	0.12	0.15	<	U	0.056	0.12	0.15	<	U	0.06	0.12	0.15				<	1.4	U	<	1.4	U	<	0.8	U	<	0.2	U	<	0.48	U	<	0.48	U
4-Nitrotoluene	-	0 / 21	<	U	0.1	0.41	0.42	<	U	0.097	0.39	0.4	<	U	0.1	0.41	0.42				<	0.8	U	<	0.8	U	<	0.8	U	<	0.98	U	<	0.48	U	<	0.48	U
HMX	-	0 / 25	<	U	0.089	0.2	0.21	<	U	0.085	0.19	0.2	<	U	0.09	0.21	0.22				<	0.8	U	<	0.8	U	<	0.8	U	<	0.39	U	<	0.48	U	<	0.48	U
MNX	-	0 / 13	<	U	0.16	0.41	2	<	U	0.15	0.39	1.9	<	U	0.16	0.41	2.1				<	0.8	U	<	0.8	U	<	0.8	U	<	2	U	<	0.48	U	<	0.48	U
Nitrobenzene	-	0 / 25	<	U	0.092	0.2	0.21	<	U	0.089	0.19	0.2	<	U	0.094	0.21	0.22				<	0.8	U	<	0.8	U	<	0.8	U	<	0.39	U	<	0.48	U	<	0.48	U
RDX	-	0 / 25	<	U	0.052	0.2	0.21	<	U	0.05	0.19	0.2	<	U	0.053	0.21	0.22				<	0.8	U	<	0.8	U	<	0.8	U	<	0.2	U	<	0.48	U	<	0.48	U
Tetryl	-	0 / 23	<	U	0.032	0.1	0.11	<	U	0.031	0.097	0.11	<	U	0.033	0.1	0.11				<	1.6	U	<	0.8	U	<	0.8	U	<	0.24	U	<	0.48	U	<	0.48	U

Notes:
< = less than reporting limit
µg/L = micrograms per liter
HMX = octahydro-1,3,5,7-tetranitro-1,3,5,7-tetrazocine
ID = identification number
J = estimated
LOQ = limit of quantification
MNX = mono-nitroso-RDX
NA = not analyzed
NRL = no reporting limit
Qual = qualifier
RDX = hexahydro-1,3,5-trinitro-1,3,5-triazine
RL = reporting limit
U = nondetect

TABLE E.1.3-4
CORNHUSKER ARMY AMMUNITION PLANT
WELL CA213-EXPLOSIVES

FIELD ID			CA213			CA213			CA213			CA213			CA213			CA213			CA213			CA213			CA213			CA213			CA213			CA213		
METHOD	Maximum	Detection	SW846 M8330			SW846 M8330			SW846 M8330			SW846 M8330			SW846 M8330			SW846 M8330			SW846 M8330			SW846 M8330			UW51			UW51			UW51					
COLLECT DATE	Detection	Frequency	3/9/2007			3/10/2006			3/10/2005			3/12/2004			3/14/2003			3/19/2002			3/19/2001			3/10/2000			3/24/1999			6/16/1998			10/2/1997			12/10/1996		
			Result	RL	Qual	Result	RL	Qual	Result	RL	Qual	Result	RL	Qual	Result	RL	Qual	Result	RL	Qual	Result	RL	Qual	Result	RL	Qual	Result	RL	Qual	Result	RL	Qual	Result	RL	Qual	Result	RL	Qual
EXPLOSIVES (µg/L)																																						
1,3,5-Trinitrobenzene	-	0 / 25	<	0.49	U	<	0.48	U	<	0.49	U	<	0.51	U	<	0.24	U	<	0.36	U	<	0.8	U	<	0.8	U	<	0.8	U	<	1.00	U	<	0.125	U	<	0.125	U
1,3-Dinitrobenzene	-	0 / 25	<	0.49	U	<	0.48	U	<	0.49	U	<	0.51	U	<	0.16	U	<	0.24	U	<	0.8	U	<	0.8	U	<	0.8	U	<	0.500	U	<	0.989	U	<	0.989	U
2,4,6-Trinitrotoluene	-	0 / 25	<	0.49	U	<	0.48	U	<	0.49	U	<	0.51	U	<	0.2	U	<	0.30	U	<	0.8	U	<	1.5	U	<	0.8	U	<	1.00	U	<	0.29	U	<	0.29	U
2,4-Dinitrotoluene	-	0 / 25	<	0.49	U	<	0.48	U	<	0.49	U	<	0.99	U	<	0.16	U	<	0.24	U	<	0.8	U	<	1.1	U	<	0.8	U	<	0.500	U	<	0.233	U	<	0.233	U
2,6-Dinitrotoluene	-	0 / 25	<	0.49	U	<	0.48	U	<	0.49	U	<	0.99	U	<	0.62	U	<	0.93	U	<	0.8	U	<	1.1	U	<	0.8	U	<	0.500	U	<	0.2	U	<	0.2	U
2-Amino-4,6-dinitrotoluene	-	0 / 25	<	0.49	U	<	0.48	U	<	0.49	U	<	0.99	U	<	0.25	U	<	0.38	U	<	0.8	U	<	1	U	<	0.8	U	<	0.500	U	<	0.173	U	<	0.173	U
2-Nitrotoluene	-	0 / 21	<	0.49	U	<	0.48	U	<	0.49	U	<	0.99	U	<	0.49	U	<	0.74	U	<	0.8	U	<	1.1	U	<	0.8	U	<	1.00	U	<	0.319	U	<	0.319	U
3-Nitrotoluene	-	0 / 21	<	0.49	U	<	0.48	U	<	0.49	U	<	0.99	U	<	0.31	U	<	0.46	U	<	0.8	U	<	1.1	U	<	0.8	U	<	1.00	U	<	0.514	U	<	0.514	U
4-Amino-2,6-dinitrotoluene	-	0 / 21	<	0.49	U	<	0.48	U	<	0.49	U	<	0.99	U	<	0.42	U	<	0.63	U	<	0.8	U	<	1	U	<	0.8	U	<	1.00	U	<	0.309	U	<	0.309	U
4-Nitrotoluene	-	0 / 21	<	0.49	U	<	0.48	U	<	0.49	U	<	1.6	U	<	1	U	<	1.5	U	<	0.8	U	<	1.1	U	<	0.8	U	<	1.00	U	<	0.368	U	<	0.368	U
HMX	-	0 / 25	<	0.49	U	<	0.48	U	<	0.49	U	<	1.2	U	<	0.68	U	<	1.0	U	<	1	U	<	0.8	U	<	0.8	U	<	0.500	U	<	0.16	U	<	0.16	U
MNX	-	0 / 13	<	0.49	U	<	0.48	U	<	0.49	U	<	0.51	U		NA			NA			NA			NA			NA			NA			NA			NA		
Nitrobenzene	-	0 / 25	<	0.49	U	<	0.48	U	<	0.49	U	<	0.51	U	<	0.28	U	<	0.42	U	<	0.8	U	<	0.8	U	<	0.8	U	<	0.500	U	<	0.231	U	<	0.231	U
RDX	-	0 / 25	<	0.49	U	<	0.48	U	<	0.49	U	<	0.51	U	<	0.4	U	<	0.60	U	<	0.8	U	<	0.8	U	<	0.8	U	<	1.00	U	<	0.558	U	<	0.558	U
Tetryl	-	0 / 23	<	0.49	U	<	0.48	U	<	0.49	U	<	0.99	U	<	0.66	U	<	0.99	U	<	0.8	U	<	1.3	U	<	0.8	U	<	0.500	U	<	0.253	U	<	0.253	U

Notes:
< = less than reporting limit
µg/L = micrograms per liter
HMX = octahydro-1,3,5,7-tetranitro-1,3,5,7-tetrazocine
ID = identification number
J = estimated
LOQ = limit of quantification
MNX = mono-nitroso-RDX
NA = not analyzed
NRL = no reporting limit
Qual = qualifier
RDX = hexahydro-1,3,5-trinitro-1,3,5-triazine
RL = reporting limit
U = nondetect

TABLE E.1.3-4
CORNHUSKER ARMY AMMUNITION PLANT
WELL CA213-EXPLOSIVES

FIELD ID			CA213			CA213			CA213			CA213		
METHOD	Maximum	Detection	UW33			UW33			UW32			UW32		
COLLECT DATE	Detection	Frequency	7/17/1994			6/12/1994			10/7/1992			9/7/1992		
			Result	RL	Qual	Result	RL	Qual	Result	RL	Qual	Result	RL	Qual
EXPLOSIVES (µg/L)														
1,3,5-Trinitrobenzene	-	0 / 25	<	0.425	U	<	0.425	U	<	0.449	U	<	0.449	U
1,3-Dinitrobenzene	-	0 / 25	<	0.549	U	<	0.549	U	<	0.611	U	<	0.611	U
2,4,6-Trinitrotoluene	-	0 / 25	<	0.451	U	<	0.451	U	<	0.635	U	<	0.635	U
2,4-Dinitrotoluene	-	0 / 25	<	0.26	U	<	0.26	U	<	0.064	U	<	0.064	U
2,6-Dinitrotoluene	-	0 / 25	<	0.26	U	<	0.26	U	<	0.074	U	<	0.074	U
2-Amino-4,6-dinitrotoluene	-	0 / 25	<	0.244	U	<	0.244	U	<	0.158	U	<	0.158	U
2-Nitrotoluene	-	0 / 21		NA			NA			NA			NA	
3-Nitrotoluene	-	0 / 21		NA			NA			NA			NA	
4-Amino-2,6-dinitrotoluene	-	0 / 21		NA			NA			NA			NA	
4-Nitrotoluene	-	0 / 21		NA			NA			NA			NA	
HMX	-	0 / 25	<	0.563	U	<	0.563	U	<	1.21	U	<	1.21	U
MNX	-	0 / 13		NA			NA			NA			NA	
Nitrobenzene	-	0 / 25	<	0.817	U	<	0.817	U	<	0.645	U	<	0.645	U
RDX	-	0 / 25	<	0.412	U	<	0.412	U	<	1.17	U	<	1.17	U
Tetryl	-	0 / 23	<	1.18	U	<	1.18	U		NA			NA	

Notes:
< = less than reporting limit
µg/L = micrograms per liter
HMX = octahydro-1,3,5,7-tetranitro-1,3,5,7-tetrazocine
ID = identification number
J = estimated
LOQ = limit of quantification
MNX = mono-nitroso-RDX
NA = not analyzed
NRL = no reporting limit
Qual = qualifier
RDX = hexahydro-1,3,5-trinitro-1,3,5-triazine
RL = reporting limit
U = nondetect

TABLE E.1.3-5
CORNHUSKER ARMY AMMUNITION PLANT
WELL CA220-EXPLOSIVES

FIELD ID			CA220			CA220			CA220			CA220			CA220			CA220			CA220			CA220			CA220			CA220		
METHOD	Maximum	Detection	SW846 M8330			SW846 M8330			SW846 M8330			SW846 M8330			SW846 M8330			SW846 M8330			UW51			UW33			UW33			UW32			UW32		
COLLECT DATE	Detection	Frequency	None			None			3/18/2002			3/20/2001			3/10/2000			3/23/1999			6/13/1998			7/14/1994			6/11/1994			10/10/1992			9/2/1992		
			Result	RL	Qual	Result	RL	Qual	Result	RL	Qual	Result	RL	Qual	Result	RL	Qual	Result	RL	Qual	Result	RL	Qual	Result	RL	Qual	Result	RL	Qual	Result	RL	Qual	Result	RL	Qual
EXPLOSIVES (µg/L)																																	
1,3,5-Trinitrobenzene	-	0 / 8							<	0.46	U	<	0.8	U	<	0.8	U	<	0.8	U	<	1.00	U	<	0.425	U	<	0.425	U	<	0.449	U	<	0.449	U
1,3-Dinitrobenzene	-	0 / 8							<	0.31	U	<	0.8	U	<	0.8	U	<	0.8	U	<	0.500	U	<	0.549	U	<	0.549	U	<	0.611	U	<	0.611	U
2,4,6-Trinitrotoluene	-	0 / 8							<	0.38	U	<	0.8	U	<	1.5	U	<	0.8	U	<	1.00	U	<	0.451	U	<	0.451	U	<	0.635	U	<	0.635	U
2,4-Dinitrotoluene	-	0 / 8							<	0.31	U	<	0.8	U	<	1.1	U	<	0.8	U	<	0.500	U	<	0.26	U	<	0.26	U	<	0.064	U	<	0.064	U
2,6-Dinitrotoluene	-	0 / 8	**Abandoned**			**Not Sampled**			<	1.2	U	<	0.8	U	<	1.1	U	<	0.8	U	<	0.500	U	<	0.26	U	<	0.26	U	<	0.074	U	<	0.074	U
2-Amino-4,6-dinitrotoluene	-	0 / 8	**2008**			**in 2003, 2004, 2005,**			<	0.48	U	<	0.8	U	<	1	U	<	0.8	U	<	0.500	U	<	0.244	U	<	0.244	U	<	0.158	U	<	0.158	U
2-Nitrotoluene	-	0 / 4				**2006, 2007**			<	0.94	U	<	0.8	U	<	1.1	U	<	0.8	U	<	1.00	U		NA			NA			NA			NA	
3-Nitrotoluene	-	0 / 4				**Well Dry**			<	0.59	U	<	0.8	U	<	1.1	U	<	0.8	U	<	1.00	U		NA			NA			NA			NA	
4-Amino-2,6-dinitrotoluene	-	0 / 4							<	0.81	U	<	0.8	U	<	1	U	<	0.8	U	<	1.00	U		NA			NA			NA			NA	
4-Nitrotoluene	-	0 / 4							<	1.9	U	<	0.8	U	<	1.1	U	<	0.8	U	<	1.00	U		NA			NA			NA			NA	
HMX	-	0 / 8							<	1.3	U	<	1	U	<	0.8	U	<	0.8	U	<	0.500	U	<	0.563	U	<	0.563	U	<	1.21	U	<	1.21	U
MNX	-	0 / 0								NA			NA			NA			NA			NA			NA			NA			NA			NA	
Nitrobenzene	-	0 / 8							<	0.54	U	<	0.8	U	<	0.8	U	<	0.8	U	<	0.500	U	<	0.817	U	<	0.817	U	<	0.645	U	<	0.645	U
RDX	-	0 / 8							<	0.77	U	<	0.8	U	<	0.8	U	<	0.8	U	<	1.00	U	<	0.412	U	<	0.412	U	<	1.17	U	<	1.17	U
Tetryl	-	0 / 6							<	1.3	U	<	0.8	U	<	1.3	U	<	0.8	U	<	0.500	U	<	1.18	U	<	1.18	U		NA			NA	

Notes:
< = less than reporting limit
µg/L = micrograms per liter
HMX = octahydro-1,3,5,7-tetranitro-1,3,5,7-tetrazocine
ID = identification number
J = estimated
LOQ = limit of quantification
MNX = mono-nitroso-RDX
NA = not analyzed
NRL = no reporting limit
Qual = qualifier
RDX = hexahydro-1,3,5-trinitro-1,3,5-triazine
RL = reporting limit
U = nondetect

TABLE E.1.3-6
CORNHUSKER ARMY AMMUNITION PLANT
WELL CA221-EXPLOSIVES

FIELD ID			CA221			CA221			CA221			CA221			CA221			CA221			CA221			CA221			CA221			CA221			CA221			CA221		
METHOD	Maximum	Detection	SW846 M8330			SW846 M8330			SW846 M8330			SW846 M8330			SW846 M8330			SW846 M8330			SW846 M8330			SW846 M8330			SW846 M8330			UW51			UW33		
COLLECT DATE	Detection	Frequency	None			None			3/13/2006			3/14/2005			3/11/2004			3/14/2003			3/18/2002			3/20/2001			3/10/2000			3/23/1999			6/13/1998			7/14/1994		
			Result	RL	Qual	Result	RL	Qual	Result	RL	Qual	Result	RL	Qual	Result	RL	Qual	Result	RL	Qual	Result	RL	Qual	Result	RL	Qual	Result	RL	Qual	Result	RL	Qual	Result	RL	Qual	Result	RL	Qual
EXPLOSIVES (µg/L)																																					
1,3,5-Trinitrobenzene	-	0 / 13							<	0.48	U	<	0.48	U	<	0.4	U	<	0.26	U	<	0.48	U	<	0.8	U	<	0.8	U	<	0.8	U	<	1.00	U	<	0.425	U
1,3-Dinitrobenzene	-	0 / 13							<	0.48	U	<	0.48	U	<	0.4	U	<	0.18	U	<	0.32	U	<	0.8	U	<	0.8	U	<	0.8	U	<	0.500	U	<	0.549	U
2,4,6-Trinitrotoluene	-	0 / 13							<	0.48	U	<	0.48	U	<	0.4	U	<	0.22	U	<	0.40	U	<	0.8	U	<	1.5	U	<	0.8	U	<	1.00	U	<	0.451	U
2,4-Dinitrotoluene	-	0 / 13							<	0.48	U	<	0.48	U	<	0.78	U	<	0.18	U	<	0.32	U	<	0.8	U	<	1.1	U	<	0.8	U	<	0.500	U	<	0.26	U
2,6-Dinitrotoluene	-	0 / 13	**Abandoned**			**Not Sampled**			<	0.48	U	<	0.48	U	<	0.78	U	<	0.68	U	<	1.2	U	<	0.8	U	<	1.1	U	<	0.8	U	<	0.500	U	<	0.26	U
2-Amino-4,6-dinitrotoluene	-	0 / 13	**2008**			**in 2007**			<	0.48	U	<	0.48	U	<	0.78	U	<	0.28	U	<	0.50	U	<	0.8	U	<	1	U	<	0.8	U	<	0.500	U	<	0.244	U
2-Nitrotoluene	-	0 / 9							<	0.48	U	<	0.48	U	<	0.78	U	<	0.54	U	<	0.98	U	<	0.8	U	<	1.1	U	<	0.8	U	<	1.00	U		NA	
3-Nitrotoluene	-	0 / 9							<	0.48	U	<	0.48	U	<	0.78	U	<	0.34	U	<	0.62	U	<	0.8	U	<	1.1	U	<	0.8	U	<	1.00	U		NA	
4-Amino-2,6-dinitrotoluene	-	0 / 9							<	0.48	U	<	0.48	U	<	0.78	U	<	0.46	U	<	0.84	U	<	0.8	U	<	1	U	<	0.8	U	<	1.00	U		NA	
4-Nitrotoluene	-	0 / 9							<	0.48	U	<	0.48	U	<	1.3	U	<	1.1	U	<	2.0	U	<	0.8	U	<	1.1	U	<	0.8	U	<	1.00	U		NA	
HMX	-	0 / 13							<	0.48	U	<	0.48	U	<	0.98	U	<	0.75	U	<	1.4	U	<	1	U	<	0.8	U	<	0.8	U	<	0.500	U	<	0.563	U
MNX	-	0 / 3								0.48	U	<	0.48	U	<	0.4	U		NA			NA			NA			NA			NA			NA			NA	
Nitrobenzene	-	0 / 13							<	0.48	U	<	0.48	U	<	0.4	U	<	0.31	U	<	0.56	U	<	0.8	U	<	0.8	U	<	0.8	U	<	0.500	U	<	0.817	U
RDX	0.543	2 / 13							<	0.48	U	<	0.48	U	<	0.4	U	0.19	0.44	J	<	0.80	U	<	0.8	U	<	0.8	U	<	0.8	U	<	1.00	U	0.543	NRL	
Tetryl	-	0 / 11							<	0.48	U	<	0.48	U	<	0.78	U	<	0.73	U	<	1.3	U	<	0.8	U	<	1.3	U	<	0.8	U	<	0.500	U	<	1.18	U

Notes:
< = less than reporting limit
µg/L = micrograms per liter
HMX = octahydro-1,3,5,7-tetranitro-1,3,5,7-tetrazocine
ID = identification number
J = estimated
LOQ = limit of quantification
MNX = mono-nitroso-RDX
NA = not analyzed
NRL = no reporting limit
Qual = qualifier
RDX = hexahydro-1,3,5-trinitro-1,3,5-triazine
RL = reporting limit
U = nondetect

TABLE E.1.3-6
CORNHUSKER ARMY AMMUNITION PLANT
WELL CA221-EXPLOSIVES

FIELD ID			CA221			CA221			CA221		
METHOD	Maximum	Detection	UW33			UW32			UW32		
COLLECT DATE	Detection	Frequency	6/11/1994			10/10/1992			9/2/1992		
			Result	RL	Qual	Result	RL	Qual	Result	RL	Qual
EXPLOSIVES (µg/L)											
1,3,5-Trinitrobenzene	-	0 / 13	<	0.425	U	<	0.449	U	<	0.449	U
1,3-Dinitrobenzene	-	0 / 13	<	0.549	U	<	0.611	U	<	0.611	U
2,4,6-Trinitrotoluene	-	0 / 13	<	0.451	U	<	0.635	U	<	0.635	U
2,4-Dinitrotoluene	-	0 / 13	<	0.26	U	<	0.064	U	<	0.064	U
2,6-Dinitrotoluene	-	0 / 13	<	0.26	U	<	0.074	U	<	0.074	U
2-Amino-4,6-dinitrotoluene	-	0 / 13	<	0.244	U	<	0.158	U	<	0.158	U
2-Nitrotoluene	-	0 / 9		NA			NA			NA	
3-Nitrotoluene	-	0 / 9		NA			NA			NA	
4-Amino-2,6-dinitrotoluene	-	0 / 9		NA			NA			NA	
4-Nitrotoluene	-	0 / 9		NA			NA			NA	
HMX	-	0 / 13	<	0.563	U	<	1.21	U	<	1.21	U
MNX	-	0 / 3		NA			NA			NA	
Nitrobenzene	-	0 / 13	<	0.817	U	<	0.645	U	<	0.645	U
RDX	0.543	2 / 13	<	0.412	U	<	1.17	U	<	1.17	U
Tetryl	-	0 / 11	<	1.18	U		NA			NA	

Notes:
< = less than reporting limit
µg/L = micrograms per liter
HMX = octahydro-1,3,5,7-tetranitro-1,3,5,7-tetrazocine
ID = identification number
J = estimated
LOQ = limit of quantification
MNX = mono-nitroso-RDX
NA = not analyzed
NRL = no reporting limit
Qual = qualifier
RDX = hexahydro-1,3,5-trinitro-1,3,5-triazine
RL = reporting limit
U = nondetect

TABLE E.1.3-7
CORNHUSKER ARMY AMMUNITION PLANT
WELL CA222-EXPLOSIVES

FIELD ID			CA222			CA222			CA222			CA222			CA222			CA222			CA222			CA222			CA222			CA222			CA222			CA222		
METHOD	Maximum	Detection	SW846 M8330			SW846 M8330			SW846 M8330			SW846 M8330			SW846 M8330			SW846 M8330			SW846 M8330			SW846 M8330			SW846 M8330			UW51			UW33					
COLLECT DATE	Detection	Frequency	None			None			3/13/2006			3/14/2005			3/11/2004			3/14/2003			3/18/2002			3/20/2001			3/10/2000			3/23/1999			6/13/1998			7/14/1994		
			Result	RL	Qual	Result	RL	Qual	Result	RL	Qual	Result	RL	Qual	Result	RL	Qual	Result	RL	Qual	Result	RL	Qual	Result	RL	Qual	Result	RL	Qual	Result	RL	Qual	Result	RL	Qual	Result	RL	Qual
EXPLOSIVES (µg/L)																																						
1,3,5-Trinitrobenzene	-	0 / 13							<	0.48	U	<	0.48	U	<	0.28	U	<	0.24	U	<	0.48	U	<	0.8	U	<	0.8	U	<	0.8	U	<	1.00	U	<	0.425	U
1,3-Dinitrobenzene	-	0 / 13							<	0.48	U	<	0.48	U	<	0.28	U	<	0.16	U	<	0.32	U	<	0.8	U	<	0.8	U	<	0.8	U	<	0.500	U	<	0.549	U
2,4,6-Trinitrotoluene	-	0 / 13							<	0.48	U	<	0.48	U	<	0.28	U	<	0.2	U	<	0.40	U	<	0.8	U	<	1.5	U	<	0.8	U	<	1.00	U	<	0.451	U
2,4-Dinitrotoluene	-	0 / 13							<	0.48	U	<	0.48	U	<	0.54	U	<	0.16	U	<	0.32	U	<	0.8	U	<	1.1	U	<	0.8	U	<	0.500	U	<	0.26	U
2,6-Dinitrotoluene	-	0 / 13	**Abandoned**			**Not Sampled**			<	0.48	U	<	0.48	U	<	0.54	U	<	0.62	U	<	1.2	U	<	0.8	U	<	1.1	U	<	0.8	U	<	0.500	U	<	0.26	U
2-Amino-4,6-dinitrotoluene	-	0 / 13	**2008**			**in 2007**			<	0.48	U	<	0.48	U	<	0.54	U	<	0.25	U	<	0.50	U	<	0.8	U	<	1	U	<	0.8	U	<	0.500	U	<	0.244	U
2-Nitrotoluene	0.26 J	1 / 9							<	0.48	U	<	0.48	U	<	0.54	U	<	0.49	U	<	0.98	U	0.26	0.8	J	<	1.1	U	<	0.8	U	<	1.00	U		NA		
3-Nitrotoluene	-	0 / 9							<	0.48	U	<	0.48	U	<	0.54	U	<	0.31	U	<	0.62	U	<	0.8	U	<	1.1	U	<	0.8	U	<	1.00	U		NA		
4-Amino-2,6-dinitrotoluene	-	0 / 9							<	0.48	U	<	0.48	U	<	0.54	U	<	0.42	U	<	0.84	U	<	0.8	U	<	1	U	<	0.8	U	<	1.00	U		NA		
4-Nitrotoluene	-	0 / 9							<	0.48	U	<	0.48	U	<	0.87	U	<	1	U	<	2.0	U	<	0.8	U	<	1.1	U	<	0.8	U	<	1.00	U		NA		
HMX	-	0 / 13							<	0.48	U	<	0.48	U	<	0.68	U	<	0.68	U	<	1.4	U	<	1	U	<	0.8	U	<	0.8	U	<	0.500	U	<	0.563	U
MNX	-	0 / 3							<	0.48	U	<	0.48	U	<	0.28	U		NA			NA			NA			NA			NA			NA			NA		
Nitrobenzene	-	0 / 13							<	0.48	U	<	0.48	U	<	0.28	U	<	0.28	U	<	0.56	U	<	0.8	U	<	0.8	U	<	0.8	U	<	0.500	U	<	0.817	U
RDX	0.17 J	1 / 13							<	0.48	U	<	0.48	U	<	0.28	U	0.17	0.4	J	<	0.80	U	<	0.8	U	<	0.8	U	<	0.8	U	<	1.00	U	<	0.412	U
Tetryl	-	0 / 11							<	0.48	U	<	0.48	U	<	0.54	U	<	0.66	U	<	1.3	U	<	0.8	U	<	1.3	U	<	0.8	U	<	0.500	U	<	1.18	U

Notes:
< = less than reporting limit
µg/L = micrograms per liter
HMX = octahydro-1,3,5,7-tetranitro-1,3,5,7-tetrazocine
ID = identification number
J = estimated
LOQ = limit of quantification
MNX = mono-nitroso-RDX
NA = not analyzed
NRL = no reporting limit
Qual = qualifier
RDX = hexahydro-1,3,5-trinitro-1,3,5-triazine
RL = reporting limit
U = nondetect

TABLE E.1.3-7
CORNHUSKER ARMY AMMUNITION PLANT
WELL CA222-EXPLOSIVES

FIELD ID			CA222			CA222			CA222		
METHOD	Maximum	Detection	UW33			UW32			UW32		
COLLECT DATE	Detection	Frequency	6/11/1994			10/9/1992			9/2/1992		
			Result	RL	Qual	Result	RL	Qual	Result	RL	Qual
EXPLOSIVES (µg/L)											
1,3,5-Trinitrobenzene	-	0 / 13	<	0.425	U	<	0.449	U	<	0.449	U
1,3-Dinitrobenzene	-	0 / 13	<	0.549	U	<	0.611	U	<	0.611	U
2,4,6-Trinitrotoluene	-	0 / 13	<	0.451	U	<	0.635	U	<	0.635	U
2,4-Dinitrotoluene	-	0 / 13	<	0.26	U	<	0.064	U	<	0.064	U
2,6-Dinitrotoluene	-	0 / 13	<	0.26	U	<	0.074	U	<	0.074	U
2-Amino-4,6-dinitrotoluene	-	0 / 13	<	0.244	U	<	0.158	U	<	0.158	U
2-Nitrotoluene	0.26 J	1 / 9		NA			NA			NA	
3-Nitrotoluene	-	0 / 9		NA			NA			NA	
4-Amino-2,6-dinitrotoluene	-	0 / 9		NA			NA			NA	
4-Nitrotoluene	-	0 / 9		NA			NA			NA	
HMX	-	0 / 13	<	0.563	U	<	1.21	U	<	1.21	U
MNX	-	0 / 3		NA			NA			NA	
Nitrobenzene	-	0 / 13	<	0.817	U	<	0.645	U	<	0.645	U
RDX	0.17 J	1 / 13	<	0.412	U	<	1.17	U	<	1.17	U
Tetryl	-	0 / 11	<	1.18	U		NA			NA	

Notes:
< = less than reporting limit
µg/L = micrograms per liter
HMX = octahydro-1,3,5,7-tetranitro-1,3,5,7-tetrazocine
ID = identification number
J = estimated
LOQ = limit of quantification
MNX = mono-nitroso-RDX
NA = not analyzed
NRL = no reporting limit
Qual = qualifier
RDX = hexahydro-1,3,5-trinitro-1,3,5-triazine
RL = reporting limit
U = nondetect

TABLE E.1.3-8
CORNHUSKER ARMY AMMUNITION PLANT
WELL CA230-EXPLOSIVES

FIELD ID			CA230			CA230			CA230			CA230			CA230			CA230			CA230			CA230			CA230			CA230			CA230		
METHOD	Maximum	Detection	SW846 M8330			SW846 M8330			SW846 M8330			SW846 M8330			SW846 M8330			SW846 M8330			SW846 M8330			UW51			UW33			UW33			UW32			UW32		
COLLECT DATE	Detection	Frequency	None			None			3/13/2003			3/15/2002			3/19/2001			3/9/2000			3/19/1999			6/12/1998			7/14/1994			6/21/1994			10/10/1992			9/3/1992		
			Result	RL	Qual	Result	RL	Qual	Result	RL	Qual	Result	RL	Qual	Result	RL	Qual	Result	RL	Qual	Result	RL	Qual	Result	RL	Qual	Result	RL	Qual	Result	RL	Qual	Result	RL	Qual	Result	RL	Qual
EXPLOSIVES (µg/L)																																					
1,3,5-Trinitrobenzene	-	0 / 10							<	0.24	U	<	0.28	U	<	0.8	U	<	0.8	U	<	0.8	U	<	1.00	U	<	0.425	U	<	0.425	U	<	0.449	U	<	0.449	U
1,3-Dinitrobenzene	-	0 / 10							<	0.16	U	<	0.19	U	<	0.8	U	<	0.8	U	<	0.8	U	<	0.500	U	<	0.549	U	<	0.549	U	<	0.611	U	<	0.611	U
2,4,6-Trinitrotoluene	-	0 / 10							<	0.2	U	<	0.23	U	<	0.8	U	<	1.5	U	<	0.8	U	<	0.500	U	<	0.451	U	<	0.451	U	<	0.635	U	<	0.635	U
2,4-Dinitrotoluene	-	0 / 10							<	0.16	U	<	0.19	U	<	0.8	U	<	1.1	U	<	0.8	U	<	0.500	U	<	0.26	U	<	0.26	U	<	0.064	U	<	0.064	U
2,6-Dinitrotoluene	-	0 / 10	**Abandoned**			**Not Sampled**			<	0.62	U	<	0.72	U	<	0.8	U	<	1.1	U	<	0.8	U	<	0.500	U	<	0.26	U	<	0.26	U	<	0.074	U	<	0.074	U
2-Amino-4,6-dinitrotoluene	-	0 / 10	**2005**			**in 2004, 2005**			<	0.25	U	<	0.29	U	<	0.8	U	<	1	U	<	0.8	U	<	0.500	U	<	0.244	U	<	0.244	U	<	0.158	U	<	0.158	U
2-Nitrotoluene	-	0 / 6							<	0.49	U	<	0.57	U	<	0.8	U	<	1.1	U	<	0.8	U	<	1.00	U		NA			NA			NA			NA	
3-Nitrotoluene	-	0 / 6				**Well Dry**			<	0.31	U	<	0.36	U	<	0.8	U	<	1.1	U	<	0.8	U	<	1.00	U		NA			NA			NA			NA	
4-Amino-2,6-dinitrotoluene	-	0 / 6							<	0.42	U	<	0.49	U	<	0.8	U	<	1	U	<	0.8	U	<	1.00	U		NA			NA			NA			NA	
4-Nitrotoluene	-	0 / 6							<	1	U	<	1.2	U	<	0.8	U	<	1.1	U	<	0.8	U	<	1.00	U		NA			NA			NA			NA	
HMX	-	0 / 10							<	0.68	U	<	0.79	U	<	1	U	<	0.8	U	<	0.8	U	<	0.500	U	<	0.563	U	<	0.563	U	<	1.21	U	<	1.21	U
MNX	-	0 / 0								NA			NA			NA			NA			NA			NA			NA			NA			NA			NA	
Nitrobenzene	-	0 / 10							<	0.28	U	<	0.33	U	<	0.8	U	<	0.8	U	<	0.8	U	<	0.500	U	<	0.817	U	<	0.817	U	<	0.645	U	<	0.645	U
RDX	-	0 / 10							<	0.4	U	<	0.47	U	<	0.8	U	<	0.8	U	<	0.8	U	<	1.00	U	<	0.412	U	<	0.412	U	<	1.17	U	<	1.17	U
Tetryl	-	0 / 8							<	0.66	U	<	0.77	U	<	0.8	U	<	1.3	U	<	0.8	U	<	0.500	U	<	1.18	U	<	1.18	U		NA			NA	

Notes:
< = less than reporting limit
µg/L = micrograms per liter
HMX = octahydro-1,3,5,7-tetranitro-1,3,5,7-tetrazocine
ID = identification number
J = estimated
LOQ = limit of quantification
MNX = mono-nitroso-RDX
NA = not analyzed
NRL = no reporting limit
Qual = qualifier
RDX = hexahydro-1,3,5-trinitro-1,3,5-triazine
RL = reporting limit
U = nondetect

TABLE E.1.3-9
CORNHUSKER ARMY AMMUNITION PLANT
WELL CA231-EXPLOSIVES

FIELD ID			CA231			CA231			CA231			CA231			CA231			CA231			CA231			CA231			CA231			CA231			CA231			CA231		
METHOD	Maximum	Detection	SW846 M8330			SW846 M8330			SW846 M8330			SW846 M8330			SW846 M8330			SW846 M8330			SW846 M8330			SW846 M8330			UW51			UW33			UW33			UW32		
COLLECT DATE	Detection	Frequency	None			3/10/2005			3/12/2004			3/13/2003			3/15/2002			3/19/2001			3/9/2000			3/19/1999			6/12/1998			7/14/1994			6/21/1994			10/10/1992		
			Result	RL	Qual	Result	RL	Qual	Result	RL	Qual	Result	RL	Qual	Result	RL	Qual	Result	RL	Qual	Result	RL	Qual	Result	RL	Qual	Result	RL	Qual	Result	RL	Qual	Result	RL	Qual	Result	RL	Qual
EXPLOSIVES (µg/L)																																						
1,3,5-Trinitrobenzene	-	0 / 12				<	0.52	U	<	0.4	U	<	0.31	U	<	0.66	U	<	0.8	U	<	0.8	U	<	0.8	U	<	1.000	U	<	0.425	U	<	0.425	U	<	0.449	U
1,3-Dinitrobenzene	-	0 / 12				<	0.52	U	<	0.4	U	<	0.21	U	<	0.44	U	<	0.8	U	<	0.8	U	<	0.8	U	<	0.500	U	<	0.549	U	<	0.549	U	<	0.611	U
2,4,6-Trinitrotoluene	-	0 / 12				<	0.52	U	<	0.4	U	<	0.26	U	<	0.55	U	<	0.8	U	<	1.5	U	<	0.8	U	<	0.500	U	<	0.451	U	<	0.451	U	<	0.635	U
2,4-Dinitrotoluene	-	0 / 12				<	0.52	U	<	0.78	U	<	0.21	U	<	0.44	U	<	0.8	U	<	1.1	U	<	0.8	U	<	0.500	U	<	0.26	U	<	0.26	U	<	0.064	U
2,6-Dinitrotoluene	-	0 / 12	**Abandoned**			<	0.52	U	<	0.78	U	<	0.8	U	<	1.7	U	<	0.8	U	<	1.1	U	<	0.8	U	<	0.500	U	<	0.26	U	<	0.26	U	<	0.074	U
2-Amino-4,6-dinitrotoluene	-	0 / 12	**2005**			<	0.52	U	<	0.78	U	<	0.32	U	<	0.69	U	<	0.8	U	<	1	U	<	0.8	U	<	0.500	U	<	0.244	U	<	0.244	U	<	0.158	U
2-Nitrotoluene	-	0 / 8				<	0.52	U	<	0.78	U	<	0.63	U	<	1.3	U	<	0.8	U	<	1.1	U	<	0.8	U	<	1.00	U		NA			NA			NA		
3-Nitrotoluene	-	0 / 8				<	0.52	U	<	0.78	U	<	0.4	U	<	0.85	U	<	0.8	U	<	1.1	U	<	0.8	U	<	1.00	U		NA			NA			NA		
4-Amino-2,6-dinitrotoluene	-	0 / 8				<	0.52	U	<	0.78	U	<	0.54	U	<	1.2	U	<	0.8	U	<	1	U	<	0.8	U	<	1.00	U		NA			NA			NA		
4-Nitrotoluene	-	0 / 8				<	0.52	U	<	1.3	U	<	1.3	U	<	2.8	U	<	0.8	U	<	1.1	U	<	0.8	U	<	1.00	U		NA			NA			NA		
HMX	-	0 / 12				<	0.52	U	<	0.98	U	<	0.87	U	<	1.9	U	<	1	U	<	0.8	U	<	0.8	U	<	0.500	U	<	0.563	U	<	0.563	U	<	1.21	U
MNX	-	0 / 2				<	0.52	U	<	0.4	U		NA			NA			NA			NA			NA			NA			NA			NA			NA		
Nitrobenzene	-	0 / 12				<	0.52	U	<	0.4	U	<	0.36	U	<	0.77	U	<	0.8	U	<	0.8	U	<	0.8	U	<	0.500	U	<	0.817	U	<	0.817	U	<	0.645	U
RDX	-	0 / 12				<	0.52	U	<	0.4	U	<	0.51	U	<	1.1	U	<	0.8	U	<	0.8	U	<	0.8	U	<	1.00	U	<	0.412	U	<	0.412	U	<	1.17	U
Tetryl	-	0 / 10				<	0.52	U	<	0.78	U	<	0.85	U	<	1.8	U	<	0.8	U	<	1.3	U	<	0.8	U	<	0.500	U	<	1.18	U	<	1.18	U		NA		

Notes:
< = less than reporting limit
µg/L = micrograms per liter
HMX = octahydro-1,3,5,7-tetranitro-1,3,5,7-tetrazocine
ID = identification number
J = estimated
LOQ = limit of quantification
MNX = mono-nitroso-RDX
NA = not analyzed
NRL = no reporting limit
Qual = qualifier
RDX = hexahydro-1,3,5-trinitro-1,3,5-triazine
RL = reporting limit
U = nondetect

TABLE E.1.3-9
CORNHUSKER ARMY AMMUNITION PLANT
WELL CA231-EXPLOSIVES

FIELD ID			CA231		
METHOD	Maximum	Detection	UW32		
COLLECT DATE	Detection	Frequency	9/3/1992		
			Result	RL	Qual
EXPLOSIVES (µg/L)					
1,3,5-Trinitrobenzene	-	0 / 12	<	0.449	U
1,3-Dinitrobenzene	-	0 / 12	<	0.611	U
2,4,6-Trinitrotoluene	-	0 / 12	<	0.635	U
2,4-Dinitrotoluene	-	0 / 12	<	0.064	U
2,6-Dinitrotoluene	-	0 / 12	<	0.074	U
2-Amino-4,6-dinitrotoluene	-	0 / 12	<	0.158	U
2-Nitrotoluene	-	0 / 8		NA	
3-Nitrotoluene	-	0 / 8		NA	
4-Amino-2,6-dinitrotoluene	-	0 / 8		NA	
4-Nitrotoluene	-	0 / 8		NA	
HMX	-	0 / 12	<	1.21	U
MNX	-	0 / 2		NA	
Nitrobenzene	-	0 / 12	<	0.645	U
RDX	-	0 / 12	<	1.17	U
Tetryl	-	0 / 10		NA	

Notes:
< = less than reporting limit
µg/L = micrograms per liter
HMX = octahydro-1,3,5,7-tetranitro-1,3,5,7-tetrazocine
ID = identification number
J = estimated
LOQ = limit of quantification
MNX = mono-nitroso-RDX
NA = not analyzed
NRL = no reporting limit
Qual = qualifier
RDX = hexahydro-1,3,5-trinitro-1,3,5-triazine
RL = reporting limit
U = nondetect

TABLE E.1.3-10
CORNHUSKER ARMY AMMUNITION PLANT
WELL CA232-EXPLOSIVES

FIELD ID			CA232			CA232			CA232			CA232			CA232			CA232			CA232			CA232			CA232			CA232			CA232			CA232		
METHOD	Maximum	Detection	SW846 M8330			SW846 M8330			SW846 M8330			SW846 M8330			SW846 M8330			SW846 M8330			SW846 M8330			SW846 M8330			UW51			UW33			UW33			UW32		
COLLECT DATE	Detection	Frequency	None			3/10/2005			3/12/2004			3/13/2003			3/15/2002			3/19/2001			3/9/2000			3/19/1999			6/12/1998			7/14/1994			6/21/1994			10/10/1992		
			Result	RL	Qual	Result	RL	Qual	Result	RL	Qual	Result	RL	Qual	Result	RL	Qual	Result	RL	Qual	Result	RL	Qual	Result	RL	Qual	Result	RL	Qual	Result	RL	Qual	Result	RL	Qual	Result	RL	Qual
EXPLOSIVES (µg/L)																																						
1,3,5-Trinitrobenzene	-	0 / 12				<	0.48	U	<	0.39	U	<	0.32	U	<	0.44	U	<	0.8	U	<	0.8	U	<	0.8	U	<	1.00	U	<	0.425	U	<	0.425	U	<	0.449	U
1,3-Dinitrobenzene	0.575	2 / 12				<	0.48	U	<	0.39	U	<	0.21	U	<	0.29	U	<	0.8	U	<	0.8	U	<	0.8	U	<	0.500	U	0.543	NRL		0.575	NRL		<	0.611	U
2,4,6-Trinitrotoluene	-	0 / 12				<	0.48	U	<	0.39	U	<	0.26	U	<	0.37	U	<	0.8	U	<	1.5	U	<	0.8	U	<	0.500	U	<	0.451	U	<	0.451	U	<	0.635	U
2,4-Dinitrotoluene	-	0 / 12				<	0.48	U	<	0.76	U	<	0.21	U	<	0.29	U	<	0.8	U	<	1.1	U	<	0.8	U	<	0.500	U	<	0.26	U	<	0.26	U	<	0.064	U
2,6-Dinitrotoluene	-	0 / 12	**Abandoned**			<	0.48	U	<	0.76	U	<	0.82	U	<	1.1	U	<	0.8	U	<	1.1	U	<	0.8	U	<	0.500	U	<	0.26	U	<	0.26	U	<	0.074	U
2-Amino-4,6-dinitrotoluene	-	0 / 12	**2005**			<	0.48	U	<	0.76	U	<	0.33	U	<	0.46	U	<	0.8	U	<	1	U	<	0.8	U	<	0.500	U	<	0.244	U	<	0.244	U	<	0.158	U
2-Nitrotoluene	-	0 / 8				<	0.48	U	<	0.76	U	<	0.65	U	<	0.90	U	<	0.8	U	<	1.1	U	<	0.8	U	<	1.00	U		NA			NA			NA		
3-Nitrotoluene	-	0 / 8				<	0.48	U	<	0.76	U	<	0.41	U	<	0.57	U	<	0.8	U	<	1.1	U	<	0.8	U	<	1.00	U		NA			NA			NA		
4-Amino-2,6-dinitrotoluene	-	0 / 8				<	0.48	U	<	0.76	U	<	0.55	U	<	0.77	U	<	0.8	U	<	1	U	<	0.8	U	<	1.00	U		NA			NA			NA		
4-Nitrotoluene	-	0 / 8				<	0.48	U	<	1.2	U	<	1.3	U	<	1.8	U	<	0.8	U	<	1.1	U	<	0.8	U	<	1.00	U		NA			NA			NA		
HMX	-	0 / 12				<	0.48	U	<	0.96	U	<	0.9	U	<	1.2	U	<	1	U	<	0.8	U	<	0.8	U	<	0.500	U	<	0.563	U	<	0.563	U	<	1.21	U
MNX	-	0 / 2				<	0.48	U	<	0.39	U		NA			NA			NA			NA			NA			NA			NA			NA			NA		
Nitrobenzene	-	0 / 12				<	0.48	U	<	0.39	U	<	0.37	U	<	0.51	U	<	0.8	U	<	0.8	U	<	0.8	U	<	0.500	U	<	0.817	U	<	0.817	U	<	0.645	U
RDX	-	0 / 12				<	0.48	U	<	0.39	U	<	0.53	U	<	0.73	U	<	0.8	U	<	0.8	U	<	0.8	U	<	1.00	U	<	0.412	U	<	0.412	U	<	1.17	U
Tetryl	-	0 / 10				<	0.48	U	<	0.76	U	<	0.87	U	<	1.2	U	<	0.8	U	<	1.3	U	<	0.8	U	<	0.500	U	<	1.18	U	<	1.18	U		NA		

Notes:
< = less than reporting limit
µg/L = micrograms per liter
HMX = octahydro-1,3,5,7-tetranitro-1,3,5,7-tetrazocine
ID = identification number
J = estimated
LOQ = limit of quantification
MNX = mono-nitroso-RDX
NA = not analyzed
NRL = no reporting limit
Qual = qualifier
RDX = hexahydro-1,3,5-trinitro-1,3,5-triazine
RL = reporting limit
U = nondetect

TABLE E.1.3-10
CORNHUSKER ARMY AMMUNITION PLANT
WELL CA232-EXPLOSIVES

FIELD ID			CA232		
METHOD	Maximum	Detection	UW32		
COLLECT DATE	Detection	Frequency	9/3/1992		
			Result	RL	Qual
EXPLOSIVES (µg/L)					
1,3,5-Trinitrobenzene	-	0 / 12	<	0.449	U
1,3-Dinitrobenzene	0.575	2 / 12	<	0.611	U
2,4,6-Trinitrotoluene	-	0 / 12	<	0.63	U
2,4-Dinitrotoluene	-	0 / 12	<	0.064	U
2,6-Dinitrotoluene	-	0 / 12	<	0.074	U
2-Amino-4,6-dinitrotoluene	-	0 / 12	<	0.158	U
2-Nitrotoluene	-	0 / 8		NA	
3-Nitrotoluene	-	0 / 8		NA	
4-Amino-2,6-dinitrotoluene	-	0 / 8		NA	
4-Nitrotoluene	-	0 / 8		NA	
HMX	-	0 / 12	<	1.21	U
MNX	-	0 / 2		NA	
Nitrobenzene	-	0 / 12	<	0.645	U
RDX	-	0 / 12	<	1.17	U
Tetryl	-	0 / 10		NA	

Notes:
< = less than reporting limit
µg/L = micrograms per liter
HMX = octahydro-1,3,5,7-tetranitro-1,3,5,7-tetrazocine
ID = identification number
J = estimated
LOQ = limit of quantification
MNX = mono-nitroso-RDX
NA = not analyzed
NRL = no reporting limit
Qual = qualifier
RDX = hexahydro-1,3,5-trinitro-1,3,5-triazine
RL = reporting limit
U = nondetect

TABLE E.1.3-11
CORNHUSKER ARMY AMMUNITION PLANT
WELL CA240-EXPLOSIVES

FIELD ID			CA240			CA240			CA240			CA240			CA240			CA240			CA240			CA240			CA240			CA240			CA240		
METHOD	Maximum	Detection	SW846 M8330			SW846 M8330			SW846 M8330			SW846 M8330			SW846 M8330			SW846 M8330			SW846 M8330			SW846 M8330			SW846 M8330			SW846 M8330			SW846 M8330		
COLLECT DATE	Detection	Frequency	None			None			None			2/29/2012			3/3/2011			3/12/2010			3/5/2009			3/6/2008			None			3/18/2002			3/28/2001			3/13/2000		
			Result	RL	Qual	Result	RL	Qual	Result	RL	Qual	Result	RL	Qual	Result	RL	Qual	Result	RL	Qual	Result	RL	Qual	Result	RL	Qual	Result	RL	Qual	Result	RL	Qual	Result	RL	Qual	Result	RL	Qual
EXPLOSIVES (µg/L)																																						
1,3,5-Trinitrobenzene	-	0 / 14										<	0.8	U	<	0.8	U	<	1	U	<	0.48	U	<	0.47	U				<	0.47	U	<	0.8	U	<	0.8	U
1,3-Dinitrobenzene	-	0 / 14										<	0.8	U	<	0.8	U	<	0.4	U	<	0.48	U	<	0.47	U				<	0.31	U	<	0.8	U	<	0.8	U
2,4,6-Trinitrotoluene	-	0 / 14										<	0.8	U	<	0.8	U	<	0.4	U	<	0.48	U	<	0.47	U				<	0.39	U	<	0.8	U	<	1.5	U
2,4-Dinitrotoluene	-	0 / 14										<	0.8	U	<	0.8	U	<	0.4	U	<	0.48	U	<	0.47	U				<	0.31	U	<	0.8	U	<	1.1	U
2,6-Dinitrotoluene	-	0 / 14	**Abandoned**			**Not Sampled**			**Not Sampled**			<	0.8	U	<	0.8	U	<	0.2	U	<	0.48	U	<	0.47	U	**Not Sampled**			<	1.2	U	<	0.8	U	<	1.1	U
2-Amino-4,6-dinitrotoluene	-	0 / 14	**2020**			**in 2014 through 2020**			**in 2013**			<	0.8	U	<	0.8	U	<	0.2	U	<	0.48	U	<	0.47	U	**in 2003, 2004, 2005, 2006, 2007**			<	0.49	U	<	0.8	U	<	1	U
2-Nitrotoluene	-	0 / 10										<	0.8	U	<	0.8	U	<	0.4	U	<	0.48	U	<	0.47	U				<	0.96	U	<	0.8	U	<	1.1	U
3-Nitrotoluene	-	0 / 10							**Well Dry**			<	0.8	U	<	0.8	U	<	0.4	U	<	0.48	U	<	0.47	U	**Well Dry**			<	0.61	U	<	0.8	U	<	1.1	U
4-Amino-2,6-dinitrotoluene	-	0 / 10										<	1.4	U	<	0.8	U	<	0.2	U	<	0.48	U	<	0.47	U				<	0.83	U	<	0.8	U	<	1	U
4-Nitrotoluene	-	0 / 10										<	0.8	U	<	0.8	U	<	1	U	<	0.48	U	<	0.47	U				<	2.0	U	<	0.8	U	<	1.1	U
HMX	-	0 / 14										<	0.8	U	<	0.8	U	<	0.4	U	<	0.48	UJ	<	0.47	U				<	1.3	U	<	1	U	<	0.8	U
MNX	-	0 / 5										<	0.8	U	<	0.8	U	<	2	U	<	0.48	U	<	0.47	U					NA			NA			NA	
Nitrobenzene	-	0 / 14										<	0.8	U	<	0.8	U	<	0.4	U	<	0.48	U	<	0.47	U				<	0.55	U	<	0.8	U	<	0.8	U
RDX	-	0 / 14										<	0.8	U	<	0.8	U	<	0.2	U	<	0.48	U	<	0.47	U				<	0.79	U	<	0.8	U	<	0.8	U
Tetryl	-	0 / 12										<	0.8	U	<	0.8	U	<	0.24	U	<	0.48	U	<	0.47	U				<	1.3	U	<	0.8	U	<	1.3	U

Notes:
< = less than reporting limit
µg/L = micrograms per liter
HMX = octahydro-1,3,5,7-tetranitro-1,3,5,7-tetrazocine
ID = identification number
J = estimated
LOQ = limit of quantification
MNX = mono-nitroso-RDX
NA = not analyzed
NRL = no reporting limit
Qual = qualifier
RDX = hexahydro-1,3,5-trinitro-1,3,5-triazine
RL = reporting limit
U = nondetect

TABLE E.1.3-11
CORNHUSKER ARMY AMMUNITION PLANT
WELL CA240-EXPLOSIVES

FIELD ID			CA240			CA240			CA240			CA240			CA240			CA240			CA240		
METHOD	Maximum	Detection	SW846 M8330			UW51			UW33			UW33			UW32			UW32					
COLLECT DATE	Detection	Frequency	3/24/1999			6/13/1998			7/14/1994			6/10/1994			10/9/1992			9/4/1992					
			Result	RL	Qual	Result	RL	Qual	Result	RL	Qual	Result	RL	Qual	Result	RL	Qual	Result	RL	Qual			
EXPLOSIVES (µg/L)																							
1,3,5-Trinitrobenzene	-	0 / 14	<	0.8	U	<	1.00	U	<	0.425	U	<	0.425	U	<	0.449	U	<	0.449	U			
1,3-Dinitrobenzene	-	0 / 14	<	0.8	U	<	0.500	U	<	0.549	U	<	0.549	U	<	0.611	U	<	0.611	U			
2,4,6-Trinitrotoluene	-	0 / 14	<	0.8	U	<	1.00	U	<	0.451	U	<	0.451	U	<	0.635	U	<	0.635	U			
2,4-Dinitrotoluene	-	0 / 14	<	0.8	U	<	0.500	U	<	0.26	U	<	0.26	U	<	0.064	U	<	0.064	U			
2,6-Dinitrotoluene	-	0 / 14	<	0.8	U	<	0.500	U	<	0.26	U	<	0.26	U	<	0.074	U	<	0.074	U			
2-Amino-4,6-dinitrotoluene	-	0 / 14	<	0.8	U	<	0.500	U	<	0.244	U	<	0.244	U	<	0.158	U	<	0.158	U			
2-Nitrotoluene	-	0 / 10	<	0.8	U	<	1.00	U		NA			NA			NA			NA				
3-Nitrotoluene	-	0 / 10	<	0.8	U	<	1.00	U		NA			NA			NA			NA				
4-Amino-2,6-dinitrotoluene	-	0 / 10	<	0.8	U	<	1.00	U		NA			NA			NA			NA				
4-Nitrotoluene	-	0 / 10	<	0.8	U	<	1.00	U		NA			NA			NA			NA				
HMX	-	0 / 14	<	0.8	U	<	0.500	U	<	0.563	U	<	0.563	U	<	1.21	U	<	1.21	U			
MNX	-	0 / 5		NA			NA			NA			NA			NA			NA				
Nitrobenzene	-	0 / 14	<	0.8	U	<	0.500	U	<	0.817	U	<	0.817	U	<	0.645	U	<	0.645	U			
RDX	-	0 / 14	<	0.8	U	<	1.00	U	<	0.412	U	<	0.412	U	<	1.17	U	<	1.17	U			
Tetryl	-	0 / 12	<	0.8	U	<	0.500	U	<	1.18	U	<	1.18	U		NA			NA				

Notes:
< = less than reporting limit
µg/L = micrograms per liter
HMX = octahydro-1,3,5,7-tetranitro-1,3,5,7-tetrazocine
ID = identification number
J = estimated
LOQ = limit of quantification
MNX = mono-nitroso-RDX
NA = not analyzed
NRL = no reporting limit
Qual = qualifier
RDX = hexahydro-1,3,5-trinitro-1,3,5-triazine
RL = reporting limit
U = nondetect

TABLE E.1.3-12
CORNHUSKER ARMY AMMUNITION PLANT
WELL CA241-EXPLOSIVES

FIELD ID			CA241			CA241			CA241			CA241			CA241			CA241			CA241			CA241			CA241			CA241			CA241			CA241		
METHOD	Maximum	Detection	SW846 M8330			SW846 M8330			SW846 M8330			SW846 M8330			SW846 M8330			SW846 M8330			SW846 M8330			SW846 M8330			SW846 M8330			SW846 M8330			SW846 M8330		
COLLECT DATE	Detection	Frequency	None			None			3/6/2013			2/29/2012			3/3/2011			3/12/2010			3/5/2009			3/6/2008			3/8/2007			3/9/2006			3/11/2005			3/11/2004		
			Result	RL	Qual	Result	RL	Qual	Result	RL	Qual	Result	RL	Qual	Result	RL	Qual	Result	RL	Qual	Result	RL	Qual	Result	RL	Qual	Result	RL	Qual	Result	RL	Qual	Result	RL	Qual	Result	RL	Qual
EXPLOSIVES (µg/L)																																					
1,3,5-Trinitrobenzene	-	0 / 20							<	0.8	U	<	0.8	U	<	0.8	U	<	1	U	<	0.48	U	<	0.47	U	<	0.5	U	<	0.48	U	<	0.48	U	<	0.31	U
1,3-Dinitrobenzene	-	0 / 20							<	0.8	U	<	0.8	U	<	0.8	U	<	0.41	U	<	0.48	U	<	0.47	U	<	0.5	U	<	0.48	U	<	0.48	U	<	0.31	U
2,4,6-Trinitrotoluene	-	0 / 20							<	0.8	U	<	0.8	U	<	0.8	U	<	0.41	U	<	0.48	U	<	0.47	U	<	0.5	U	<	0.48	U	<	0.48	U	<	0.31	U
2,4-Dinitrotoluene	-	0 / 20							<	0.8	U	<	0.8	U	<	0.8	U	<	0.41	U	<	0.48	U	<	0.47	U	<	0.5	U	<	0.48	U	<	0.48	U	<	0.59	U
2,6-Dinitrotoluene	-	0 / 20	**Abandoned**			**Not Sampled**			<	0.8	U	<	0.8	U	<	0.8	U	<	0.2	U	<	0.48	U	<	0.47	U	<	0.5	U	<	0.48	U	<	0.48	U	<	0.59	U
2-Amino-4,6-dinitrotoluene	-	0 / 20	**2020**			**in 2014 through 2020**			<	0.8	U	<	0.8	U	<	0.8	U	<	0.2	U	<	0.48	U	<	0.47	U	<	0.5	U	<	0.48	U	<	0.48	U	<	0.59	U
2-Nitrotoluene	-	0 / 16							<	0.8	U	<	0.8	U	<	0.8	U	<	0.41	U	<	0.48	U	<	0.47	U	<	0.5	U	<	0.48	U	<	0.48	U	<	0.59	U
3-Nitrotoluene	-	0 / 16							<	0.8	U	<	0.8	U	<	0.8	U	<	0.41	U	<	0.48	U	<	0.47	U	<	0.5	U	<	0.48	U	<	0.48	U	<	0.59	U
4-Amino-2,6-dinitrotoluene	-	0 / 16							<	1.4	U	<	1.4	U	<	0.8	U	<	0.2	U	<	0.48	U	<	0.47	U	<	0.5	U	<	0.48	U	<	0.48	U	<	0.59	U
4-Nitrotoluene	-	0 / 16							<	0.8	U	<	0.8	U	<	0.8	U	<	1	U	<	0.48	U	<	0.47	U	<	0.5	U	<	0.48	U	<	0.48	U	<	0.96	U
HMX	0.098 J	1 / 20							<	0.8	U	0.098	0.8	J	<	0.8	U	<	0.41	U	<	0.48	UJ	<	0.47	U	<	0.5	U	<	0.48	U	<	0.48	U	<	0.75	U
MNX	-	0 / 10							<	0.8	U	<	0.8	U	<	0.8	U	<	2	U	<	0.48	U	<	0.47	U	<	0.5	U	<	0.48	U	<	0.48	U	<	0.31	U
Nitrobenzene	-	0 / 20							<	0.8	U	<	0.8	U	<	0.8	U	<	0.41	U	<	0.48	U	<	0.47	U	<	0.5	U	<	0.48	U	<	0.48	U	<	0.31	U
RDX	-	0 / 20							<	0.8	U	<	0.8	U	<	0.8	U	<	0.2	U	<	0.48	U	<	0.47	U	<	0.5	U	<	0.48	U	<	0.48	U	<	0.31	U
Tetryl	-	0 / 18							<	1.6	U	<	0.8	U	<	0.8	U	<	0.24	U	<	0.48	U	<	0.47	U	<	0.5	U	<	0.48	U	<	0.48	U	<	0.59	U

Notes:
< = less than reporting limit
µg/L = micrograms per liter
HMX = octahydro-1,3,5,7-tetranitro-1,3,5,7-tetrazocine
ID = identification number
J = estimated
LOQ = limit of quantification
MNX = mono-nitroso-RDX
NA = not analyzed
NRL = no reporting limit
Qual = qualifier
RDX = hexahydro-1,3,5-trinitro-1,3,5-triazine
RL = reporting limit
U = nondetect

TABLE E.1.3-12
CORNHUSKER ARMY AMMUNITION PLANT
WELL CA241-EXPLOSIVES

FIELD ID			CA241			CA241			CA241			CA241			CA241			CA241			CA241			CA241			CA241			CA241		
METHOD	Maximum	Detection	SW846 M8330			SW846 M8330			SW846 M8330			SW846 M8330			SW846 M8330			UW51			UW33			UW33			UW32			UW32		
COLLECT DATE	Detection	Frequency	3/13/2003			3/18/2002			3/28/2001			3/13/2000			3/24/1999			6/13/1998			7/14/1994			6/10/1994			10/9/1992			9/4/1992		
			Result	RL	Qual	Result	RL	Qual	Result	RL	Qual	Result	RL	Qual	Result	RL	Qual	Result	RL	Qual	Result	RL	Qual	Result	RL	Qual	Result	RL	Qual	Result	RL	Qual
EXPLOSIVES (µg/L)																																
1,3,5-Trinitrobenzene	-	0 / 20	<	0.26	U	<	0.28	U	<	0.8	U	<	0.8	U	<	0.8	U	<	1.00	U	<	0.425	U	<	0.425	U	<	0.449	U	<	0.449	U
1,3-Dinitrobenzene	-	0 / 20	<	0.18	U	<	0.18	U	<	0.8	U	<	0.8	U	<	0.8	U	<	0.500	U	<	0.549	U	<	0.549	U	<	0.611	U	<	0.611	U
2,4,6-Trinitrotoluene	-	0 / 20	<	0.22	U	<	0.23	U	<	0.8	U	<	1.5	U	<	0.8	U	<	1.00	U	<	0.451	U	<	0.451	U	<	0.635	U	<	0.635	U
2,4-Dinitrotoluene	-	0 / 20	<	0.18	U	<	0.18	U	<	0.8	U	<	1.1	U	<	0.8	U	<	0.500	U	<	0.26	U	<	0.26	U	<	0.064	U	<	0.064	U
2,6-Dinitrotoluene	-	0 / 20	<	0.68	U	<	0.71	U	<	0.8	U	<	1.1	U	<	0.8	U	<	0.500	U	<	0.26	U	<	0.26	U	<	0.074	U	<	0.074	U
2-Amino-4,6-dinitrotoluene	-	0 / 20	<	0.28	U	<	0.29	U	<	0.8	U	<	1	U	<	0.8	U	<	0.500	U	<	0.244	U	<	0.244	U	<	0.158	U	<	0.158	U
2-Nitrotoluene	-	0 / 16	<	0.54	U	<	0.56	U	<	0.8	U	<	1.1	U	<	0.8	U	<	1.00	U		NA			NA			NA			NA		
3-Nitrotoluene	-	0 / 16	<	0.34	U	<	0.36	U	<	0.8	U	<	1.1	U	<	0.8	U	<	1.00	U		NA			NA			NA			NA		
4-Amino-2,6-dinitrotoluene	-	0 / 16	<	0.46	U	<	0.48	U	<	0.8	U	<	1	U	<	0.8	U	<	1.00	U		NA			NA			NA			NA		
4-Nitrotoluene	-	0 / 16	<	1.1	U	<	1.2	U	<	0.8	U	<	1.1	U	<	0.8	U	<	1.00	U		NA			NA			NA			NA		
HMX	0.098 J	1 / 20	<	0.75	U	<	0.78	U	<	1	U	<	0.8	U	<	0.8	U	<	0.500	U	<	0.563	U	<	0.563	U	<	1.21	U	<	1.21	U
MNX	-	0 / 10		NA			NA			NA			NA			NA			NA			NA			NA			NA			NA	
Nitrobenzene	-	0 / 20	<	0.31	U	<	0.32	U	<	0.8	U	<	0.8	U	<	0.8	U	<	0.500	U	<	0.817	U	<	0.817	U	<	0.645	U	<	0.645	U
RDX	-	0 / 20	<	0.44	U	<	0.46	U	<	0.8	U	<	0.8	U	<	0.8	U	<	1.00	U	<	0.412	U	<	0.412	U	<	1.17	U	<	1.17	U
Tetryl	-	0 / 18	<	0.73	U	<	0.76	U	<	0.8	U	<	1.3	U	<	0.8	U	<	0.500	U	<	1.18	U	<	1.18	U		NA			NA		

Notes:
< = less than reporting limit
µg/L = micrograms per liter
HMX = octahydro-1,3,5,7-tetranitro-1,3,5,7-tetrazocine
ID = identification number
J = estimated
LOQ = limit of quantification
MNX = mono-nitroso-RDX
NA = not analyzed
NRL = no reporting limit
Qual = qualifier
RDX = hexahydro-1,3,5-trinitro-1,3,5-triazine
RL = reporting limit
U = nondetect

TABLE E.1.3-13
CORNHUSKER ARMY AMMUNITION PLANT
WELL CA242-EXPLOSIVES

FIELD ID			CA242			CA242			CA242			CA242			CA242			CA242			CA242			CA242			CA242			CA242			CA242		
METHOD	Maximum	Detection	SW846 M8330			SW846 M8330			SW846 M8330			SW846 M8330			SW846 M8330			SW846 M8330			SW846 M8330			SW846 M8330			SW846 M8330			SW846 M8330			SW846 M8330		
COLLECT DATE	Detection	Frequency	None			None			3/6/2013			2/29/2012			3/3/2011			3/12/2010			3/5/2009			3/6/2008			3/9/2007			3/9/2006			3/11/2005			3/10/2004		
			Result	RL	Qual	Result	RL	Qual	Result	RL	Qual	Result	RL	Qual	Result	RL	Qual	Result	RL	Qual	Result	RL	Qual	Result	RL	Qual	Result	RL	Qual	Result	RL	Qual	Result	RL	Qual	Result	RL	Qual
EXPLOSIVES (µg/L)																																						
1,3,5-Trinitrobenzene	-	0 / 20							<	0.8	U	<	0.8	U	<	0.8	U	<	1	U	<	0.48	U	<	0.48	U	<	0.5	U	<	0.48	U	<	0.48	U	<	0.63	U
1,3-Dinitrobenzene	-	0 / 20							<	0.8	U	<	0.8	U	<	0.8	U	<	0.4	U	<	0.48	U	<	0.48	U	<	0.5	U	<	0.48	U	<	0.48	U	<	0.63	U
2,4,6-Trinitrotoluene	-	0 / 20							<	0.8	U	<	0.8	U	<	0.8	U	<	0.4	U	<	0.48	U	<	0.48	U	<	0.5	U	<	0.48	U	<	0.48	U	<	0.63	U
2,4-Dinitrotoluene	-	0 / 20							<	0.8	U	<	0.8	U	<	0.8	U	<	0.4	U	<	0.48	U	<	0.48	U	<	0.5	U	<	0.48	U	<	0.48	U	<	1.2	U
2,6-Dinitrotoluene	-	0 / 20	**Abandoned**			**Not Sampled**			<	0.8	U	<	0.8	U	<	0.8	U	<	0.2	U	<	0.48	U	<	0.48	U	<	0.5	U	<	0.48	U	<	0.48	U	<	1.2	U
2-Amino-4,6-dinitrotoluene	-	0 / 20	**2020**			**in 2014 through 2020**			<	0.8	U	<	0.8	U	<	0.8	U	<	0.2	U	<	0.48	U	<	0.48	U	<	0.5	U	<	0.48	U	<	0.48	U	<	1.2	U
2-Nitrotoluene	-	0 / 16							<	0.8	U	<	0.8	U	<	0.8	U	<	0.4	U	<	0.48	U	<	0.48	U	<	0.5	U	<	0.48	U	<	0.48	U	<	1.2	U
3-Nitrotoluene	-	0 / 16							<	0.8	U	<	0.8	U	<	0.8	U	<	0.4	U	<	0.48	U	<	0.48	U	<	0.5	U	<	0.48	U	<	0.48	U	<	1.2	U
4-Amino-2,6-dinitrotoluene	-	0 / 16							<	1.4	U	<	1.4	U	<	0.8	U	<	0.2	U	<	0.48	U	<	0.48	U	<	0.5	U	<	0.48	U	<	0.48	U	<	1.2	U
4-Nitrotoluene	-	0 / 16							<	0.8	U	<	0.8	U	<	0.8	U	<	1	U	<	0.48	U	<	0.48	U	<	0.5	U	<	0.48	U	<	0.48	U	<	2	U
HMX	-	0 / 20							<	0.8	U	<	0.8	U	<	0.8	U	<	0.4	U	<	0.48	UJ	<	0.48	U	<	0.5	U	<	0.48	U	<	0.48	U	<	1.5	U
MNX	-	0 / 10							<	0.8	U	<	0.8	U	<	0.8	U	<	2	U	<	0.48	U	<	0.48	U	<	0.5	U	<	0.48	U	<	0.48	U	<	0.63	U
Nitrobenzene	-	0 / 20							<	0.8	U	<	0.8	U	<	0.8	U	<	0.4	U	<	0.48	U	<	0.48	U	<	0.5	U	<	0.48	U	<	0.48	U	<	0.63	U
RDX	-	0 / 20							<	0.8	U	<	0.8	U	<	0.8	U	<	0.2	U	<	0.48	U	<	0.48	U	<	0.5	U	<	0.48	U	<	0.48	U	<	0.63	U
Tetryl	-	0 / 18							<	1.6	U	<	0.8	U	<	0.8	U	<	0.24	U	<	0.48	U	<	0.48	U	<	0.5	U	<	0.48	U	<	0.48	U	<	1.2	U

Notes:
< = less than reporting limit
µg/L = micrograms per liter
HMX = octahydro-1,3,5,7-tetranitro-1,3,5,7-tetrazocine
ID = identification number
J = estimated
LOQ = limit of quantification
MNX = mono-nitroso-RDX
NA = not analyzed
NRL = no reporting limit
Qual = qualifier
RDX = hexahydro-1,3,5-trinitro-1,3,5-triazine
RL = reporting limit
U = nondetect

TABLE E.1.3-13
CORNHUSKER ARMY AMMUNITION PLANT
WELL CA242-EXPLOSIVES

FIELD ID			CA242			CA242			CA242			CA242			CA242			CA242			CA242			CA242			CA242			CA242		
METHOD	Maximum	Detection	SW846 M8330			SW846 M8330			SW846 M8330			SW846 M8330			SW846 M8330			UW51			UW33			UW33			UW32			UW32		
COLLECT DATE	Detection	Frequency	3/13/2003			3/18/2002			3/28/2001			3/13/2000			3/24/1999			6/13/1998			7/10/1994			6/14/1994			10/9/1992			9/4/1992		
			Result	RL	Qual	Result	RL	Qual	Result	RL	Qual	Result	RL	Qual	Result	RL	Qual	Result	RL	Qual	Result	RL	Qual	Result	RL	Qual	Result	RL	Qual	Result	RL	Qual
EXPLOSIVES (µg/L)																																
1,3,5-Trinitrobenzene	-	0 / 20	<	0.24	U	<	0.41	U	<	0.8	U	<	0.8	U	<	0.8	U	<	1.00	U	<	0.425	U	<	0.425	U	<	0.449	U	<	0.449	U
1,3-Dinitrobenzene	-	0 / 20	<	0.16	U	<	0.27	U	<	0.8	U	<	0.8	U	<	0.8	U	<	0.500	U	<	0.549	U	<	0.549	U	<	0.611	U	<	0.611	U
2,4,6-Trinitrotoluene	-	0 / 20	<	0.2	U	<	0.34	U	<	0.8	U	<	1.5	U	<	0.8	U	<	1.00	U	<	0.451	U	<	0.451	U	<	0.635	U	<	0.635	U
2,4-Dinitrotoluene	-	0 / 20	<	0.16	U	<	0.27	U	<	0.8	U	<	1.1	U	<	0.8	U	<	0.500	U	<	0.26	U	<	0.26	U	<	0.064	U	<	0.064	U
2,6-Dinitrotoluene	-	0 / 20	<	0.62	U	<	1.1	U	<	0.8	U	<	1.1	U	<	0.8	U	<	0.500	U	<	0.26	U	<	0.26	U	<	0.074	U	<	0.074	U
2-Amino-4,6-dinitrotoluene	-	0 / 20	<	0.25	U	<	0.43	U	<	0.8	U	<	1	U	<	0.8	U	<	0.500	U	<	0.244	U	<	0.244	U	<	0.158	U	<	0.158	U
2-Nitrotoluene	-	0 / 16	<	0.49	U	<	0.83	U	<	0.8	U	<	1.1	U	<	0.8	U	<	1.00	U		NA			NA			NA			NA		
3-Nitrotoluene	-	0 / 16	<	0.31	U	<	0.53	U	<	0.8	U	<	1.1	U	<	0.8	U	<	1.00	U		NA			NA			NA			NA		
4-Amino-2,6-dinitrotoluene	-	0 / 16	<	0.42	U	<	0.71	U	<	0.8	U	<	1	U	<	0.8	U	<	1.00	U		NA			NA			NA			NA		
4-Nitrotoluene	-	0 / 16	<	1	U	<	1.7	U	<	0.8	U	<	1.1	U	<	0.8	U	<	1.00	U		NA			NA			NA			NA		
HMX	-	0 / 20	<	0.68	U	<	1.2	U	<	1	U	<	0.8	U	<	0.8	U	<	0.500	U	<	0.563	U	<	0.563	U	<	1.21	U	<	1.21	U
MNX	-	0 / 10		NA			NA			NA			NA			NA			NA			NA			NA			NA			NA		
Nitrobenzene	-	0 / 20	<	0.28	U	<	0.48	U	<	0.8	U	<	0.8	U	<	0.8	U	<	0.500	U	<	0.817	U	<	0.817	U	<	0.645	U	<	0.645	U
RDX	-	0 / 20	<	0.4	U	<	0.68	U	<	0.8	U	<	0.8	U	<	0.8	U	<	1.00	U	<	0.412	U	<	0.412	U	<	1.17	U	<	1.17	U
Tetryl	-	0 / 18	<	0.66	U	<	1.1	U	<	0.8	U	<	1.3	U	<	0.8	U	<	0.500	U	<	1.18	U	<	1.18	U		NA			NA		

Notes:
< = less than reporting limit
µg/L = micrograms per liter
HMX = octahydro-1,3,5,7-tetranitro-1,3,5,7-tetrazocine
ID = identification number
J = estimated
LOQ = limit of quantification
MNX = mono-nitroso-RDX
NA = not analyzed
NRL = no reporting limit
Qual = qualifier
RDX = hexahydro-1,3,5-trinitro-1,3,5-triazine
RL = reporting limit
U = nondetect

TABLE E.1.3-14
CORNHUSKER ARMY AMMUNITION PLANT
WELL CA250-EXPLOSIVES

FIELD ID			CA250			CA250			CA250			CA250			CA250			CA250			CA250			CA250			CA250			CA250			CA250		
METHOD	Maximum	Detection	SW846 M8330			SW846 M8330			SW846 M8330			SW846 M8330			SW846 M8330			SW846 M8330			SW846 M8330			SW846 M8330			SW846 M8330			SW846 M8330			SW846 M8330		
COLLECT DATE	Detection	Frequency	None			None			3/5/2013			2/28/2012			3/2/2011			3/10/2010			3/4/2009			3/5/2008			3/8/2007			3/9/2006			3/9/2005			3/16/2004		
			Result	RL	Qual	Result	RL	Qual	Result	RL	Qual	Result	RL	Qual	Result	RL	Qual	Result	RL	Qual	Result	RL	Qual	Result	RL	Qual	Result	RL	Qual	Result	RL	Qual	Result	RL	Qual	Result	RL	Qual
EXPLOSIVES (µg/L)																																						
1,3,5-Trinitrobenzene	-	0 / 22							<	0.8	U	<	0.8	U	<	0.8	U	<	1	U	<	0.49	U	<	0.49	U	<	0.48	U	<	0.48	U	<	0.48	U	<	0.16	U
1,3-Dinitrobenzene	-	0 / 21							<	0.8	U	<	0.8	U	<	0.8	U	<	0.4	U	<	0.49	U	<	0.49	U	<	0.48	U	<	0.48	U	<	0.48	U	<	0.16	U
2,4,6-Trinitrotoluene	-	0 / 22							<	0.8	U	<	0.8	U	<	0.8	U	<	0.4	U	<	0.49	U	<	0.49	U	<	0.48	U	<	0.48	U	<	0.48	U	<	0.16	U
2,4-Dinitrotoluene	-	0 / 22							<	0.8	U	<	0.8	U	<	0.8	U	<	0.4	U	<	0.49	U	<	0.49	U	<	0.48	U	<	0.48	U	<	0.48	U	<	0.31	U
2,6-Dinitrotoluene	-	0 / 22	**Abandoned**			**Not Sampled**			<	0.8	U	<	0.8	U	<	0.8	U	<	0.2	U	<	0.49	U	<	0.49	U	<	0.48	U	<	0.48	U	<	0.48	U	<	0.31	U
2-Amino-4,6-dinitrotoluene	-	0 / 22	**2017**			**in 2014, 2015, 2016,**			<	0.8	U	<	0.8	U	<	0.8	U	<	0.2	U	<	0.49	U	<	0.49	U	<	0.48	U	<	0.48	U	<	0.48	U	<	0.31	U
2-Nitrotoluene	-	0 / 18				**2017**			<	0.8	U	<	0.8	U	<	0.8	U	<	0.4	U	<	0.49	U	<	0.49	U	<	0.48	U	<	0.48	U	<	0.48	U	<	0.31	U
3-Nitrotoluene	-	0 / 18							<	0.8	U	<	0.8	U	<	0.8	U	<	0.4	U	<	0.49	U	<	0.49	U	<	0.48	U	<	0.48	U	<	0.48	U	<	0.31	U
4-Amino-2,6-dinitrotoluene	-	0 / 18							<	1.4	U	<	1.4	U	<	0.8	U	<	0.2	U	<	0.49	U	<	0.49	U	<	0.48	U	<	0.48	U	<	0.48	U	<	0.31	U
4-Nitrotoluene	-	0 / 18							<	0.8	U	<	0.8	U	<	0.8	U	<	1	U	<	0.49	U	<	0.49	U	<	0.48	U	<	0.48	U	<	0.48	U	<	0.5	U
HMX	0.89 J	9 / 22							0.11	0.8	J	<	0.8	U	<	0.8	U	<	0.4	U	<	0.49	U	<	0.49	U	<	0.48	U	<	0.48	U	<	0.48	U	0.37	0.39	J
MNX	-	0 / 10							<	0.8	U	<	0.8	U	<	0.8	U	<	2	U	<	0.49	U	<	0.49	U	<	0.48	U	<	0.48	U	<	0.48	U	<	0.16	U
Nitrobenzene	-	0 / 22							<	0.8	U	<	0.8	U	<	0.8	U	<	0.4	U	<	0.49	U	<	0.49	U	<	0.48	U	<	0.48	U	<	0.48	U	<	0.16	U
RDX	2.62	11 / 22							<	0.8	U	<	0.8	U	<	0.8	U	<	0.2	U	<	0.49	U	<	0.49	U	<	0.48	U	<	0.48	U	<	0.48	U	0.35	0.16	
Tetryl	-	0 / 20							<	1.6	U	<	0.8	U	<	0.8	U	<	0.24	U	<	0.49	U	<	0.49	U	<	0.48	U	<	0.48	U	<	0.48	U	<	0.31	U

Notes:
< = less than reporting limit
µg/L = micrograms per liter
HMX = octahydro-1,3,5,7-tetranitro-1,3,5,7-tetrazocine
ID = identification number
J = estimated
LOQ = limit of quantification
MNX = mono-nitroso-RDX
NA = not analyzed
NRL = no reporting limit
Qual = qualifier
RDX = hexahydro-1,3,5-trinitro-1,3,5-triazine
RL = reporting limit
U = nondetect

TABLE E.1.3-14
CORNHUSKER ARMY AMMUNITION PLANT
WELL CA250-EXPLOSIVES

FIELD ID			CA250			CA250			CA250			CA250			CA250			CA250			CA250			CA250			CA250			CA250			CA250		
METHOD	Maximum	Detection	SW846 M8330			SW846 M8330			SW846 M8330			SW846 M8330			SW846 M8330			UW51			UW51			UW51			UW33			UW33			UW32			UW32		
COLLECT DATE	Detection	Frequency	3/12/2003			3/14/2002			3/15/2001			3/15/2000			3/22/1999			6/15/1998			10/3/1997			12/15/1996			7/15/1994			6/11/1994			10/8/1992			9/7/1992		
			Result	RL	Qual	Result	RL	Qual	Result	RL	Qual	Result	RL	Qual	Result	RL	Qual	Result	RL	Qual	Result	RL	Qual	Result	RL	Qual	Result	RL	Qual	Result	RL	Qual	Result	RL	Qual	Result	RL	Qual
EXPLOSIVES (µg/L)																																					
1,3,5-Trinitrobenzene	-	0 / 22	<	0.2	U	<	0.40	U	<	0.8	U	<	0.8	U	<	0.8	U	<	1.00	U	<	0.125	U	<	0.125	U	<	0.425	U	<	0.425	U	<	0.449	U	<	0.449	U
1,3-Dinitrobenzene	-	0 / 21	<	0.2	U	<	0.26	U	<	0.8	U	<	0.8	U	<	0.8	U	<	0.500	U	<	0.989	U	<	0.989	U	<	0.549	U		NA		<	0.611	U	<	0.611	U
2,4,6-Trinitrotoluene	-	0 / 22	<	0.2	U	<	0.33	U	<	0.8	U	<	1.5	U	<	0.8	U	<	1.00	U	<	0.29	U	<	0.29	U	<	0.451	U	<	0.451	U	<	0.635	U	<	0.635	U
2,4-Dinitrotoluene	-	0 / 22	<	0.38	U	<	0.26	U	<	0.8	U	<	1.1	U	<	0.8	U	<	0.500	U	<	0.233	U	<	0.233	U	<	0.26	U	<	0.26	U	<	0.064	U	<	0.064	U
2,6-Dinitrotoluene	-	0 / 22	<	0.38	U	<	1.0	U	<	0.8	U	<	1.1	U	<	0.8	U	<	0.500	U	<	0.2	U	<	0.2	U	<	0.26	U	<	0.26	U	<	0.074	U	<	0.074	U
2-Amino-4,6-dinitrotoluene	-	0 / 22	<	0.38	U	<	0.41	U	<	0.8	U	<	1	U	<	0.8	U	<	0.500	U	<	0.173	U	<	0.173	U	<	0.244	U	<	0.244	U	<	0.158	U	<	0.158	U
2-Nitrotoluene	-	0 / 18	<	0.38	U	<	0.81	U	<	0.8	U	<	1.1	U	<	0.8	U	<	1.00	U	<	0.319	U	<	0.319	U		NA			NA			NA			NA	
3-Nitrotoluene	-	0 / 18	<	0.38	U	<	0.51	U	<	0.8	U	<	1.1	U	<	0.8	U	<	1.00	U	<	0.514	U	<	0.514	U		NA			NA			NA			NA	
4-Amino-2,6-dinitrotoluene	-	0 / 18	<	0.38	U	<	0.69	U	<	0.8	U	<	1	U	<	0.8	U	<	1.00	U	<	0.309	U	<	0.309	U		NA			NA			NA			NA	
4-Nitrotoluene	-	0 / 18	<	0.62	U	<	1.6	U	<	0.8	U	<	1.1	U	<	0.8	U	<	1.00	U	<	0.368	U	<	0.368	U		NA			NA			NA			NA	
HMX	0.89 J	9 / 22	0.67	0.48		0.89	1.1	J	0.75	1	J	0.64	0.8	J	<	0.8	U	<	0.500	U	0.542	0.16		0.61	0.16		0.8	NRL		<	0.563	U	<	1.21	U	<	1.21	U
MNX	-	0 / 10		NA			NA			NA			NA			NA			NA			NA			NA			NA			NA			NA			NA	
Nitrobenzene	-	0 / 22	<	0.2	U	<	0.46	U	<	0.8	U	<	0.8	U	<	0.8	U	<	0.500	U	<	0.231	U	<	0.231	U	<	0.817	U	<	0.817	U	<	0.645	U	<	0.645	U
RDX	2.62	11 / 22	0.5	0.2		0.87	0.66		0.69	0.8	J	0.62	0.8	J	0.854	0.8		<	1.00	U	1.09	0.558		<	0.558	U	1.29	NRL		0.681	NRL		2.62	NRL		2.2	NRL	
Tetryl	-	0 / 20	<	0.38	U	<	1.1	U	<	0.8	U	<	1.3	U	<	0.8	U	<	0.500	U	<	0.253	U	<	0.253	U	<	1.18	U	<	1.18	U		NA			NA	

Notes:
< = less than reporting limit
µg/L = micrograms per liter
HMX = octahydro-1,3,5,7-tetranitro-1,3,5,7-tetrazocine
ID = identification number
J = estimated
LOQ = limit of quantification
MNX = mono-nitroso-RDX
NA = not analyzed
NRL = no reporting limit
Qual = qualifier
RDX = hexahydro-1,3,5-trinitro-1,3,5-triazine
RL = reporting limit
U = nondetect

TABLE E.1.3-15
CORNHUSKER ARMY AMMUNITION PLANT
WELL CA251-EXPLOSIVES

FIELD ID			CA251			CA251			CA251			CA251			CA251			CA251			CA251			CA251			CA251			CA251			CA251			CA251		
METHOD	Maximum	Detection	SW846 M8329			SW846 M8329			SW846 M8329			SW846 M8329			SW846 M8330			SW846 M8330			SW846 M8330			SW846 M8330			SW846 M8330			SW846 M8330			SW846 M8330			SW846 M8330		
COLLECT DATE	Detection	Frequency	None			None			3/5/2013			2/28/2012			3/2/2011			3/10/2010			3/4/2009			3/6/2008			3/8/2007			3/9/2006			3/9/2005			3/10/2004		
			Result	RL	Qual	Result	RL	Qual	Result	RL	Qual	Result	RL	Qual	Result	RL	Qual	Result	RL	Qual	Result	RL	Qual	Result	RL	Qual	Result	RL	Qual	Result	RL	Qual	Result	RL	Qual	Result	RL	Qual
EXPLOSIVES (µg/L)																																						
1,3,5-Trinitrobenzene	0.31	1 / 22							<	0.8	U	<	0.8	U	<	0.8	U	<	1	U	<	0.48	U	<	0.49	U	<	0.5	U	<	0.48	U	<	0.49	U	<	0.38	U
1,3-Dinitrobenzene	-	0 / 22							<	0.8	U	<	0.8	U	<	0.8	U	<	0.4	U	<	0.48	U	<	0.49	U	<	0.5	U	<	0.48	U	<	0.49	U	<	0.38	U
2,4,6-Trinitrotoluene	-	0 / 22							<	0.8	U	<	0.8	U	<	0.8	U	<	0.4	U	<	0.48	U	<	0.49	U	<	0.5	U	<	0.48	U	<	0.49	U	<	0.38	U
2,4-Dinitrotoluene	-	0 / 22							<	0.8	U	<	0.8	U	<	0.8	U	<	0.4	U	<	0.48	U	<	0.49	U	<	0.5	U	<	0.48	U	<	0.49	U	<	0.73	U
2,6-Dinitrotoluene	-	0 / 22	**Abandoned**			**Not Sampled**			<	0.8	U	<	0.8	U	<	0.8	U	<	0.2	U	<	0.48	U	<	0.49	U	<	0.5	U	<	0.48	U	<	0.49	U	<	0.73	U
2-Amino-4,6-dinitrotoluene	-	0 / 22	**2017**			**in 2014, 2015, 2016,**			<	0.8	U	<	0.8	U	<	0.8	U	<	0.2	U	<	0.48	U	<	0.49	U	<	0.5	U	<	0.48	U	<	0.49	U	<	0.73	U
2-Nitrotoluene	-	0 / 18				**2017**			<	0.8	U	<	0.8	U	<	0.8	U	<	0.4	U	<	0.48	U	<	0.49	U	<	0.5	U	<	0.48	U	<	0.49	U	<	0.73	U
3-Nitrotoluene	-	0 / 18							<	0.8	U	<	0.8	U	<	0.8	U	<	0.4	U	<	0.48	U	<	0.49	U	<	0.5	U	<	0.48	U	<	0.49	U	<	0.73	U
4-Amino-2,6-dinitrotoluene	-	0 / 18							<	1.4	U	<	1.4	U	<	0.8	U	<	0.2	U	<	0.48	U	<	0.49	U	<	0.5	U	<	0.48	U	<	0.49	U	<	0.73	U
4-Nitrotoluene	-	0 / 18							<	0.8	U	<	0.8	U	<	0.8	U	<	1	U	<	0.48	U	<	0.49	U	<	0.5	U	<	0.48	U	<	0.49	U	<	1.2	U
HMX	6.27	19 / 22							0.29	0.8	J	<	0.8	U	0.58	0.8	J	0.98	0.4		1	0.48		0.96	0.49		<	0.5	U	<	0.48	U	0.89	0.49		1.2	0.92	
MNX	0.44 J	1 / 10							<	0.8	U	0.44	0.8	J	<	0.8	U	<	2	U	<	0.48	U	<	0.49	U	<	0.5	U	<	0.48	U	<	0.49	U	<	0.38	U
Nitrobenzene	-	0 / 22							<	0.8	U	<	0.8	U	<	0.8	U	<	0.4	U	<	0.48	U	<	0.49	U	<	0.5	U	<	0.48	U	<	0.49	U	<	0.38	U
RDX	28	19 / 22							<	0.8	U	0.12	0.8	J	0.91	0.8		0.29	0.2		<	0.48	U	1.2	0.49		<	0.5	U	0.64	0.48		1.1	0.49		2	0.38	
Tetryl	-	0 / 20							<	1.6	U	<	0.8	U	<	0.8	U	<	0.24	U	<	0.48	U	<	0.49	U	<	0.5	U	<	0.48	U	<	0.49	U	<	0.73	U

Notes:
< = less than reporting limit
µg/L = micrograms per liter
HMX = octahydro-1,3,5,7-tetranitro-1,3,5,7-tetrazocine
ID = identification number
J = estimated
LOQ = limit of quantification
MNX = mono-nitroso-RDX
NA = not analyzed
NRL = no reporting limit
Qual = qualifier
RDX = hexahydro-1,3,5-trinitro-1,3,5-triazine
RL = reporting limit
U = nondetect

TABLE E.1.3-15
CORNHUSKER ARMY AMMUNITION PLANT
WELL CA251-EXPLOSIVES

FIELD ID			CA251			CA251			CA251			CA251			CA251			CA251			CA251			CA251			CA251			CA251			CA251		
METHOD	Maximum	Detection	SW846 M8330			SW846 M8330			SW846 M8330			SW846 M8330			SW846 M8330			UW51			UW51			UW51			UW33			UW33			UW32			UW32		
COLLECT DATE	Detection	Frequency	3/12/2003			3/14/2002			3/15/2001			3/15/2000			3/22/1999			6/15/1998			10/3/1997			12/15/1996			7/15/1994			6/10/1994			10/8/1992			9/4/1992		
			Result	RL	Qual	Result	RL	Qual	Result	RL	Qual	Result	RL	Qual	Result	RL	Qual	Result	RL	Qual	Result	RL	Qual	Result	RL	Qual	Result	RL	Qual	Result	RL	Qual	Result	RL	Qual	Result	RL	Qual
EXPLOSIVES (µg/L)																																					
1,3,5-Trinitrobenzene	0.31	1 / 22	<	0.28	U	<	0.38	U	<	0.8	U	<	0.8	U	<	0.8	U	<	1.00	U	<	0.125	U	0.31	0.125		<	0.425	U	<	0.425	U	<	0.449	U	<	0.449	U
1,3-Dinitrobenzene	-	0 / 22	<	0.28	U	<	0.26	U	<	0.8	U	<	0.8	U	<	0.8	U	<	0.500	U	<	0.989	U	<	0.989	U	<	0.549	U	<	0.549	U	<	0.611	U	<	0.611	U
2,4,6-Trinitrotoluene	-	0 / 22	<	0.28	U	<	0.32	U	<	0.8	U	<	1.5	U	<	0.8	U	<	1.00	U	<	0.29	U	<	0.29	U	<	0.451	U	<	0.451	U	<	0.635	U	<	0.635	U
2,4-Dinitrotoluene	-	0 / 22	<	0.54	U	<	0.26	U	<	0.8	U	<	1.1	U	<	0.8	U	<	0.500	U	<	0.233	U	<	0.233	U	<	0.26	U	<	0.26	U	<	0.064	U	<	0.064	U
2,6-Dinitrotoluene	-	0 / 22	<	0.54	U	<	0.99	U	<	0.8	U	<	1.1	U	<	0.8	U	<	0.500	U	<	0.2	U	<	0.2	U	<	0.26	U	<	0.26	U	<	0.074	U	<	0.074	U
2-Amino-4,6-dinitrotoluene	-	0 / 22	<	0.54	U	<	0.40	U	<	0.8	U	<	1	U	<	0.8	U	<	0.500	U	<	0.173	U	<	0.173	U	<	0.244	U	<	0.244	U	<	0.158	U	<	0.158	U
2-Nitrotoluene	-	0 / 18	<	0.54	U	<	0.78	U	<	0.8	U	<	1.1	U	<	0.8	U	<	1.00	U	<	0.319	U	<	0.319	U		NA			NA			NA			NA	
3-Nitrotoluene	-	0 / 18	<	0.54	U	<	0.50	U	<	0.8	U	<	1.1	U	<	0.8	U	<	1.00	U	<	0.514	U	<	0.514	U		NA			NA			NA			NA	
4-Amino-2,6-dinitrotoluene	-	0 / 18	<	0.54	U	<	0.67	U	<	0.8	U	<	1	U	<	0.8	U	<	1.00	U	<	0.309	U	<	0.309	U		NA			NA			NA			NA	
4-Nitrotoluene	-	0 / 18	<	0.87	U	<	1.6	U	<	0.8	U	<	1.1	U	<	0.8	U	<	1.00	U	<	0.368	U	<	0.368	U		NA			NA			NA			NA	
HMX	6.27	19 / 22	1.4	0.68		2.0	1.1		1.6	1		3.4	0.8		3.78	0.8		2.77	0.500		3.75	0.16		3.65	0.16		5.8	NRL		6.27	NRL		2.95	NRL		4.49	NRL	
MNX	0.44 J	1 / 10		NA			NA			NA			NA			NA			NA			NA			NA			NA			NA			NA			NA	
Nitrobenzene	-	0 / 22	<	0.28	U	<	0.45	U	<	0.8	U	<	0.8	U	<	0.8	U	<	0.500	U	<	0.231	U	<	0.231	U	<	0.817	U	<	0.817	U	<	0.645	U	<	0.645	U
RDX	28	19 / 22	3.3	0.28		3.9	0.64		3.9	0.8		5.6	0.8		7.97	0.8		7.86	1.00		11.3	0.558		13.6	0.558		28	NRL		25	NRL		19.7	NRL		21	NRL	
Tetryl	-	0 / 20	<	0.54	U	<	1.1	U	<	0.8	U	<	1.3	U	<	0.8	U	<	0.500	U	<	0.253	U	<	0.253	U	<	1.18	U	<	1.18	U		NA			NA	

Notes:
< = less than reporting limit
µg/L = micrograms per liter
HMX = octahydro-1,3,5,7-tetranitro-1,3,5,7-tetrazocine
ID = identification number
J = estimated
LOQ = limit of quantification
MNX = mono-nitroso-RDX
NA = not analyzed
NRL = no reporting limit
Qual = qualifier
RDX = hexahydro-1,3,5-trinitro-1,3,5-triazine
RL = reporting limit
U = nondetect

TABLE E.1.3-16
CORNHUSKER ARMY AMMUNITION PLANT
WELL CA252-EXPLOSIVES

FIELD ID			CA252			CA252			CA252			CA252			CA252			CA252			CA252			CA252			CA252			CA252			CA252		
METHOD	Maximum	Detection	SW846 M8330			SW846 M8330			SW846 M8330			SW846 M8330			SW846 M8330			SW846 M8330			SW846 M8330			SW846 M8330			SW846 M8330			SW846 M8330			SW846 M8330		
COLLECT DATE	Detection	Frequency	None			None			3/5/2013			2/28/2012			3/2/2011			3/10/2010			3/4/2009			3/6/2008			3/8/2007			3/9/2006			3/9/2005			3/10/2004		
			Result	RL	Qual	Result	RL	Qual	Result	RL	Qual	Result	RL	Qual	Result	RL	Qual	Result	RL	Qual	Result	RL	Qual	Result	RL	Qual	Result	RL	Qual	Result	RL	Qual	Result	RL	Qual	Result	RL	Qual
EXPLOSIVES (µg/L)																																						
1,3,5-Trinitrobenzene	-	0 / 22							<	0.8	U	<	0.8	U	<	0.8	U	<	1	U	<	0.48	U	<	0.48	U	<	0.48	U	<	0.48	U	<	0.48	U	<	0.41	U
1,3-Dinitrobenzene	-	0 / 22							<	0.8	U	<	0.8	U	<	0.8	U	<	0.4	U	<	0.48	U	<	0.48	U	<	0.48	U	<	0.48	U	<	0.48	U	<	0.41	U
2,4,6-Trinitrotoluene	-	0 / 22							<	0.8	U	<	0.8	U	<	0.8	U	<	0.4	U	<	0.48	U	<	0.48	U	<	0.48	U	<	0.48	U	<	0.48	U	<	0.41	U
2,4-Dinitrotoluene	-	0 / 22							<	0.8	U	<	0.8	U	<	0.8	U	<	0.4	U	<	0.48	U	<	0.48	U	<	0.48	U	<	0.48	U	<	0.48	U	<	0.8	U
2,6-Dinitrotoluene	-	0 / 22	**Abandoned**			**Not Sampled**			<	0.8	U	<	0.8	U	<	0.8	U	<	0.2	U	<	0.48	U	<	0.48	U	<	0.48	U	<	0.48	U	<	0.48	U	<	0.8	U
2-Amino-4,6-dinitrotoluene	-	0 / 22	**2017**			**in 2014, 2015, 2016,**			<	0.8	U	<	0.8	U	<	0.8	U	<	0.2	U	<	0.48	U	<	0.48	U	<	0.48	U	<	0.48	U	<	0.48	U	<	0.8	U
2-Nitrotoluene	-	0 / 18				**2017**			<	0.8	U	<	0.8	U	<	0.8	U	<	0.4	U	<	0.48	U	<	0.48	U	<	0.48	U	<	0.48	U	<	0.48	U	<	0.8	U
3-Nitrotoluene	-	0 / 18							<	0.8	U	<	0.8	U	<	0.8	U	<	0.4	U	<	0.48	U	<	0.48	U	<	0.48	U	<	0.48	U	<	0.48	U	<	0.8	U
4-Amino-2,6-dinitrotoluene	-	0 / 19							<	1.4	U	<	1.4	U	<	0.8	U	<	0.2	U	<	0.48	U	<	0.48	U	<	0.48	U	<	0.48	U	<	0.48	U	<	0.8	U
4-Nitrotoluene	-	0 / 18							<	0.8	U	<	0.8	U	<	0.8	U	<	1	U	<	0.48	U	<	0.48	U	<	0.48	U	<	0.48	U	<	0.48	U	<	1.3	U
HMX	5.59	22 / 22							0.72	0.8	J	0.52	0.8	J	0.48	0.8	J	0.63	0.4		0.59	0.48		2.5	0.48		2.7	0.48		3.3	0.48		3.6	0.48		4.1	1	
MNX	0.32 J	1 / 10							<	0.8	U	<	0.8	U	<	0.8	U	<	2	U	<	0.48	U	<	0.48	U	<	0.48	U	<	0.48	U	<	0.48	U	0.32	0.41	J
Nitrobenzene	-	0 / 22							<	0.8	U	<	0.8	U	<	0.8	U	<	0.4	U	<	0.48	U	<	0.48	U	<	0.48	U	<	0.48	U	<	0.48	U	<	0.41	U
RDX	19.4	18 / 22							0.83	0.8	J	<	0.8	U	<	0.8	U	<	0.2	U	<	0.48	U	0.62	0.48		2.2	0.48		2.9	0.48		4	0.48		5.3	0.41	
Tetryl	-	0 / 20							<	1.6	U	<	0.8	U	<	0.8	U	<	0.24	U	<	0.48	U	<	0.48	U	<	0.48	U	<	0.48	U	<	0.48	U	<	0.8	U

Notes:
< = less than reporting limit
µg/L = micrograms per liter
HMX = octahydro-1,3,5,7-tetranitro-1,3,5,7-tetrazocine
ID = identification number
J = estimated
LOQ = limit of quantification
MNX = mono-nitroso-RDX
NA = not analyzed
NRL = no reporting limit
Qual = qualifier
RDX = hexahydro-1,3,5-trinitro-1,3,5-triazine
RL = reporting limit
U = nondetect

TABLE E.1.3-16
CORNHUSKER ARMY AMMUNITION PLANT
WELL CA252-EXPLOSIVES

FIELD ID			CA252			CA252			CA252			CA252			CA252			CA252			CA252			CA252			CA252			CA252			CA252		
METHOD	Maximum	Detection	SW846 M8330			SW846 M8330			SW846 M8330			SW846 M8330			SW846 M8330			UW51			UW51			UW51			UW33			UW33			UW32			UW32		
COLLECT DATE	Detection	Frequency	3/12/2003			3/14/2002			3/15/2001			3/15/2000			3/22/1999			6/15/1998			10/3/1997			12/15/1996			7/16/1994			6/22/1994			10/8/1992			9/7/1992		
			Result	RL	Qual	Result	RL	Qual	Result	RL	Qual	Result	RL	Qual	Result	RL	Qual	Result	RL	Qual	Result	RL	Qual	Result	RL	Qual	Result	RL	Qual	Result	RL	Qual	Result	RL	Qual	Result	RL	Qual
EXPLOSIVES (µg/L)																																					
1,3,5-Trinitrobenzene	-	0 / 22	<	0.27	U	<	0.30	U	<	0.8	U	<	0.8	U	<	0.8	U	<	1.00	U	<	0.125	U	<	0.125	U	<	0.425	U	<	0.425	U	<	0.449	U	<	0.449	U
1,3-Dinitrobenzene	-	0 / 22	<	0.27	U	<	0.20	U	<	0.8	U	<	0.8	U	<	0.8	U	<	0.500	U	<	0.989	U	<	0.989	U	<	0.549	U	<	0.549	U	<	0.611	U	<	0.611	U
2,4,6-Trinitrotoluene	-	0 / 22	<	0.27	U	<	0.25	U	<	0.8	U	<	1.5	U	<	0.8	U	<	1.00	U	<	0.29	U	<	0.29	U	<	0.451	U	<	0.451	U	<	0.635	U	<	0.635	U
2,4-Dinitrotoluene	-	0 / 22	<	0.53	U	<	0.20	U	<	0.8	U	<	1.1	U	<	0.8	U	<	0.500	U	<	0.233	U	<	0.233	U	<	0.26	U	<	0.26	U	<	0.064	U	<	0.064	U
2,6-Dinitrotoluene	-	0 / 22	<	0.53	U	<	0.79	U	<	0.8	U	<	1.1	U	<	0.8	U	<	0.500	U	<	0.2	U	<	0.2	U	<	0.26	U	<	0.26	U	<	0.074	U	<	0.074	U
2-Amino-4,6-dinitrotoluene	-	0 / 22	<	0.53	U	<	0.32	U	<	0.8	U	<	1	U	<	0.8	U	<	0.500	U	<	0.173	U	<	0.173	U	<	0.954	U	<	0.244	U	<	0.158	U	<	0.158	U
2-Nitrotoluene	-	0 / 18	<	0.53	U	<	0.62	U	<	0.8	U	<	1.1	U	<	0.8	U	<	1.00	U	<	0.319	U	<	0.319	U		NA			NA			NA			NA	
3-Nitrotoluene	-	0 / 18	<	0.53	U	<	0.39	U	<	0.8	U	<	1.1	U	<	0.8	U	<	1.00	U	<	0.514	U	<	0.514	U		NA			NA			NA			NA	
4-Amino-2,6-dinitrotoluene	-	0 / 19	<	0.53	U	<	0.53	U	<	0.8	U	<	1	U	<	0.8	U	<	1.00	U	<	0.309	U	<	0.309	U	<	0.704	U		NA			NA			NA	
4-Nitrotoluene	-	0 / 18	<	0.85	U	<	1.3	U	<	0.8	U	<	1.1	U	<	0.8	U	<	1.00	U	<	0.368	U	<	0.368	U		NA			NA			NA			NA	
HMX	5.59	22 / 22	4.3	0.66		4.8	0.86		3.7	1		4.2	0.8		3.48	0.8		3.17	0.500		3.11	0.16		4.6	0.16		4.81	NRL		2.92	NRL		5.59	NRL		5.42	NRL	
MNX	0.32 J	1 / 10		NA			NA			NA			NA			NA			NA			NA			NA			NA			NA			NA			NA	
Nitrobenzene	-	0 / 22	<	0.27	U	<	0.35	U	<	0.8	U	<	0.8	U	<	0.8	U	<	0.500	U	<	0.231	U	<	0.231	U	<	0.817	U	<	0.817	U	<	0.645	U	<	0.645	U
RDX	19.4	18 / 22	4.8	0.27		6.1	0.51		7	0.8		5.3	0.8		5.23	0.8		4.42	1.00		5.54	0.558		7.2	0.558		6.44	NRL		4.55	NRL		19.4	NRL		17.1	NRL	
Tetryl	-	0 / 20	<	0.53	U	<	0.84	U	<	0.8	U	<	1.3	U	<	0.8	U	<	0.500	U	<	0.253	U	<	0.253	U	<	1.18	U	<	1.18	U		NA			NA	

Notes:
< = less than reporting limit
µg/L = micrograms per liter
HMX = octahydro-1,3,5,7-tetranitro-1,3,5,7-tetrazocine
ID = identification number
J = estimated
LOQ = limit of quantification
MNX = mono-nitroso-RDX
NA = not analyzed
NRL = no reporting limit
Qual = qualifier
RDX = hexahydro-1,3,5-trinitro-1,3,5-triazine
RL = reporting limit
U = nondetect

TABLE E.1.3-17
CORNHUSKER ARMY AMMUNITION PLANT
WELL CA253-EXPLOSIVES

FIELD ID			CA253			CA253			CA253			CA253			CA253			CA253			CA253			CA253			CA253			CA253			CA253		
METHOD	Maximum	Detection	SW846 M8330			SW846 M8330			SW846 M8330			SW846 M8330			SW846 M8330			SW846 M8330			SW846 M8330			SW846 M8330			SW846 M8330			SW846 M8330			SW846 M8330		
COLLECT DATE	Detection	Frequency	None			None			3/6/2013			2/28/2012			3/2/2011			3/8/2010			3/4/2009			3/5/2008			3/6/2007			3/9/2006			3/10/2005			3/10/2004		
			Result	RL	Qual	Result	RL	Qual	Result	RL	Qual	Result	RL	Qual	Result	RL	Qual	Result	RL	Qual	Result	RL	Qual	Result	RL	Qual	Result	RL	Qual	Result	RL	Qual	Result	RL	Qual	Result	RL	Qual
EXPLOSIVES (µg/L)																																				
1,3,5-Trinitrobenzene	-	0 / 21							<	0.8	U	<	0.8	U	<	0.8	U	<	1.1	U	<	0.49	U	<	0.49	U	<	0.48	U	<	0.48	U	<	0.48	U	<	0.3	U
1,3-Dinitrobenzene	-	0 / 21							<	0.8	U	<	0.8	U	<	0.8	U	<	0.42	U	<	0.49	U	<	0.49	U	<	0.48	U	<	0.48	U	<	0.48	U	<	0.3	U
2,4,6-Trinitrotoluene	-	0 / 21							<	0.8	U	<	0.8	U	<	0.8	U	<	0.42	U	<	0.49	U	<	0.49	U	<	0.48	U	<	0.48	U	<	0.48	U	<	0.3	U
2,4-Dinitrotoluene	-	0 / 21							<	0.8	U	<	0.8	U	<	0.8	U	<	0.42	U	<	0.49	U	<	0.49	U	<	0.48	U	<	0.48	U	<	0.48	U	<	0.58	U
2,6-Dinitrotoluene	-	0 / 21	**Abandoned**			**Not Sampled**			<	0.8	U	<	0.8	U	<	0.8	U	<	0.21	U	<	0.49	U	<	0.49	U	<	0.48	U	<	0.48	U	<	0.48	U	<	0.58	U
2-Amino-4,6-dinitrotoluene	-	0 / 21	**2017**			**in 2014, 2015, 2016,**			<	0.8	U	<	0.8	U	<	0.8	U	<	0.21	U	<	0.49	U	<	0.49	U	<	0.48	U	<	0.48	U	<	0.48	U	<	0.58	U
2-Nitrotoluene	-	0 / 17				**2017**			<	0.8	U	<	0.8	U	<	0.8	U	<	0.42	U	<	0.49	U	<	0.49	U	<	0.48	U	<	0.48	U	<	0.48	U	<	0.58	U
3-Nitrotoluene	-	0 / 17							<	0.8	U	<	0.8	U	<	0.8	U	<	0.42	U	<	0.49	U	<	0.49	U	<	0.48	U	<	0.48	U	<	0.48	U	<	0.58	U
4-Amino-2,6-dinitrotoluene	-	0 / 17							<	1.4	U	<	1.4	U	<	0.8	U	<	0.21	U	<	0.49	U	<	0.49	U	<	0.48	U	<	0.48	U	<	0.48	U	<	0.58	U
4-Nitrotoluene	-	0 / 17							<	0.8	U	<	0.8	U	<	0.8	U	<	1.1	U	<	0.49	U	<	0.49	U	<	0.48	U	<	0.48	U	<	0.48	U	<	0.93	U
HMX	-	0 / 21							<	0.8	U	<	0.8	U	<	0.8	U	<	0.42	U	<	0.49	U	<	0.49	U	<	0.48	U	<	0.48	U	<	0.48	U	<	0.73	U
MNX	-	0 / 10							<	0.8	U	<	0.8	U	<	0.8	U	<	2.1	U	<	0.49	U	<	0.49	U	<	0.48	U	<	0.48	U	<	0.48	U	<	0.3	U
Nitrobenzene	-	0 / 21							<	0.8	U	<	0.8	U	<	0.8	U	<	0.42	U	<	0.49	U	<	0.49	U	<	0.48	U	<	0.48	U	<	0.48	U	<	0.3	U
RDX	-	0 / 21							<	0.8	U	<	0.8	U	<	0.8	U	<	0.21	U	<	0.49	U	<	0.49	U	<	0.48	U	<	0.48	U	<	0.48	U	<	0.3	U
Tetryl	-	0 / 19							<	1.6	U	<	0.8	U	<	0.8	U	<	0.25	U	<	0.49	U	<	0.49	U	<	0.48	U	<	0.48	U	<	0.48	U	<	0.58	U

Notes:
< = less than reporting limit
µg/L = micrograms per liter
HMX = octahydro-1,3,5,7-tetranitro-1,3,5,7-tetrazocine
ID = identification number
J = estimated
LOQ = limit of quantification
MNX = mono-nitroso-RDX
NA = not analyzed
NRL = no reporting limit
Qual = qualifier
RDX = hexahydro-1,3,5-trinitro-1,3,5-triazine
RL = reporting limit
U = nondetect

TABLE E.1.3-17
CORNHUSKER ARMY AMMUNITION PLANT
WELL CA253-EXPLOSIVES

FIELD ID			CA253			CA253			CA253			CA253			CA253			CA253			CA253			CA253			CA253			CA253			CA253		
METHOD	Maximum	Detection	SW846 M8330			SW846 M8330			SW846 M8330			SW846 M8330			SW846 M8330			UW51			UW51			UW33			UW33			UW32			UW32		
COLLECT DATE	Detection	Frequency	3/12/2003			3/13/2002			3/20/2001			6/14/2000			3/17/1999			6/12/1998			2/18/1997			7/16/1994			6/9/1994			10/9/1992			9/7/1992		
			Result	RL	Qual	Result	RL	Qual	Result	RL	Qual	Result	RL	Qual	Result	RL	Qual	Result	RL	Qual	Result	RL	Qual	Result	RL	Qual	Result	RL	Qual	Result	RL	Qual	Result	RL	Qual
EXPLOSIVES (µg/L)																																		
1,3,5-Trinitrobenzene	-	0 / 21	<	0.16	U	<	0.24	U	<	0.8	U	<	0.8	U	<	0.8	U	<	1.00	U	<	0.125	U	<	0.425	U	<	0.425	U	<	0.449	U	<	0.449	U
1,3-Dinitrobenzene	-	0 / 21	<	0.16	U	<	0.16	U	<	0.8	U	<	0.8	U	<	0.8	U	<	0.500	U	<	0.989	U	<	0.549	U	<	0.549	U	<	0.611	U	<	0.611	U
2,4,6-Trinitrotoluene	-	0 / 21	<	0.16	U	<	0.20	U	<	0.8	U	<	1.5	U	<	0.8	U	<	0.500	U	<	0.29	U	<	0.451	U	<	0.451	U	<	0.635	U	<	0.635	U
2,4-Dinitrotoluene	-	0 / 21	<	0.31	U	<	0.16	U	<	0.8	U	<	1.1	U	<	0.8	U	<	0.500	U	<	0.233	U	<	0.26	U	<	0.26	U	<	0.064	U	<	0.064	U
2,6-Dinitrotoluene	-	0 / 21	<	0.31	U	<	0.62	U	<	0.8	U	<	1.1	U	<	0.8	U	<	0.500	U	<	0.2	U	<	0.26	U	<	0.26	U	<	0.074	U	<	0.074	U
2-Amino-4,6-dinitrotoluene	-	0 / 21	<	0.31	U	<	0.25	U	<	0.8	U	<	1	U	<	0.8	U	<	0.500	U	<	0.173	U	<	0.244	U	<	0.244	U	<	0.158	U	<	0.158	U
2-Nitrotoluene	-	0 / 17	<	0.31	U	<	0.49	U	<	0.8	U	<	1.1	U	<	0.8	U	<	1.00	U	<	0.319	U		NA			NA			NA			NA		
3-Nitrotoluene	-	0 / 17	<	0.31	U	<	0.31	U	<	0.8	U	<	1.1	U	<	0.8	U	<	1.00	U	<	0.514	U		NA			NA			NA			NA		
4-Amino-2,6-dinitrotoluene	-	0 / 17	<	0.31	U	<	0.42	U	<	0.8	U	<	1	U	<	0.8	U	<	1.00	U	<	0.309	U		NA			NA			NA			NA		
4-Nitrotoluene	-	0 / 17	<	0.5	U	<	1.0	U	<	0.8	U	<	1.1	U	<	0.8	U	<	1.00	U	<	0.368	U		NA			NA			NA			NA		
HMX	-	0 / 21	<	0.39	U	<	0.68	U	<	1	U	<	0.8	U	<	0.8	U	<	0.500	U	<	0.16	U	<	0.563	U	<	0.563	U	<	1.21	U	<	1.21	U
MNX	-	0 / 10		NA			NA			NA			NA			NA			NA			NA			NA			NA			NA			NA	
Nitrobenzene	-	0 / 21	<	0.16	U	<	0.28	U	<	0.8	U	<	0.8	U	<	0.8	U	<	0.500	U	<	0.231	U	<	0.817	U	<	0.817	U	<	0.645	U	<	0.645	U
RDX	-	0 / 21	<	0.16	U	<	0.40	U	<	0.8	U	<	0.8	U	<	0.8	U	<	1.00	U	<	0.558	U	<	0.412	U	<	0.412	U	<	1.17	U	<	1.17	U
Tetryl	-	0 / 19	<	0.31	U	<	0.66	U	<	0.8	U	<	1.3	U	<	0.8	U	<	0.500	U	<	0.253	U	<	1.18	U	<	1.18	U		NA			NA	

Notes:
< = less than reporting limit
µg/L = micrograms per liter
HMX = octahydro-1,3,5,7-tetranitro-1,3,5,7-tetrazocine
ID = identification number
J = estimated
LOQ = limit of quantification
MNX = mono-nitroso-RDX
NA = not analyzed
NRL = no reporting limit
Qual = qualifier
RDX = hexahydro-1,3,5-trinitro-1,3,5-triazine
RL = reporting limit
U = nondetect

TABLE E.1.3-18
CORNHUSKER ARMY AMMUNITION PLANT
WELL CA260-EXPLOSIVES

FIELD ID			CA260			CA260			CA260			CA260			CA260			CA260			CA260			CA260			CA260			CA260			CA260			CA260		
METHOD	Maximum	Detection	SW846 M8330			SW846 M8330			SW846 M8330			SW846 M8330			SW846 M8330			SW846 M8330			SW846 M8330			SW846 M8330			SW846 M8330			SW846 M8330			SW846 M8330			SW846 M8330		
COLLECT DATE	Detection	Frequency	None			3/5/2013			2/28/2012			None			3/6/2007			3/9/2006			3/9/2005			3/10/2004			3/12/2003			3/13/2002			3/15/2001			3/8/2000		
			Result	RL	Qual	Result	RL	Qual	Result	RL	Qual	Result	RL	Qual	Result	RL	Qual	Result	RL	Qual	Result	RL	Qual	Result	RL	Qual	Result	RL	Qual	Result	RL	Qual	Result	RL	Qual	Result	RL	Qual
EXPLOSIVES (µg/L)																																						
1,3,5-Trinitrobenzene	-	0 / 32				<	0.8	U	<	0.8	U				<	0.49	U	<	0.49	U	<	0.48	U	<	0.21	U	<	0.21	U	<	0.33	U	<	0.8	U	<	0.8	U
1,3-Dinitrobenzene	-	0 / 32				<	0.8	U	<	0.8	U				<	0.49	U	<	0.49	U	<	0.48	U	<	0.21	U	<	0.21	U	<	0.22	U	<	0.8	U	<	0.8	U
2,4,6-Trinitrotoluene	-	0 / 32				<	0.8	U	<	0.8	U				<	0.49	U	<	0.49	U	<	0.48	U	<	0.21	U	<	0.21	U	<	0.27	U	<	0.8	U	<	1.5	U
2,4-Dinitrotoluene	-	0 / 32				<	0.8	U	<	0.8	U				<	0.49	U	<	0.49	U	<	0.48	U	<	0.4	U	<	0.41	U	<	0.22	U	<	0.8	U	<	1.1	U
2,6-Dinitrotoluene	-	0 / 32	**Abandoned**			<	0.8	U	<	0.8	U	**Not Sampled**			<	0.49	U	<	0.49	U	<	0.48	U	<	0.4	U	<	0.41	U	<	0.85	U	<	0.8	U	<	1.1	U
2-Amino-4,6-dinitrotoluene	-	0 / 28	**2013**			<	0.8	U	<	0.8	U	**in 2008, 2009, 2010,**			<	0.49	U	<	0.49	U	<	0.48	U	<	0.4	U	<	0.41	U	<	0.34	U	<	0.8	U	<	1	U
2-Nitrotoluene	-	0 / 24				<	0.8	U	<	0.8	U	**2011**			<	0.49	U	<	0.49	U	<	0.48	U	<	0.4	U	<	0.41	U	<	0.67	U	<	0.8	U	<	1.1	U
3-Nitrotoluene	-	0 / 24				<	0.8	U	<	0.8	U				<	0.49	U	<	0.49	U	<	0.48	U	<	0.4	U	<	0.41	U	<	0.42	U	<	0.8	U	<	1.1	U
4-Amino-2,6-dinitrotoluene	-	0 / 24				<	1.4	U	<	1.4	U				<	0.49	U	<	0.49	U	<	0.48	U	<	0.4	U	<	0.41	U	<	0.57	U	<	0.8	U	<	1	U
4-Nitrotoluene	-	0 / 28				<	0.8	U	<	0.8	U				<	0.49	U	<	0.49	U	<	0.48	U	<	0.64	U	<	0.66	U	<	1.4	U	<	0.8	U	<	1.1	U
HMX	-	0 / 22				<	0.8	U	<	0.8	U				<	0.49	U	<	0.49	U	<	0.48	U	<	0.5	U	<	0.51	U	<	0.93	U	<	1	U	<	0.8	U
MNX	-	0 / 22				<	0.8	U	<	0.8	U				<	0.49	U	<	0.49	U	<	0.48	U	<	0.21	U		NA			NA			NA			NA	
Nitrobenzene	-	0 / 32				<	0.8	U	<	0.8	U				<	0.49	U	<	0.49	U	<	0.48	U	<	0.21	U	<	0.21	U	<	0.38	U	<	0.8	U	<	0.8	U
RDX	-	0 / 30				<	0.8	U	<	0.8	U				<	0.49	U	<	0.49	U	<	0.48	U	<	0.21	U	<	0.21	U	<	0.55	U	<	0.8	U	<	0.8	U
Tetryl	-	0 / 14				<	1.6	U	<	0.8	U				<	0.49	U	<	0.49	U	<	0.48	U	<	0.4	U	<	0.41	U	<	0.90	U	<	0.8	U	<	1.3	U

Notes:
< = less than reporting limit
µg/L = micrograms per liter
HMX = octahydro-1,3,5,7-tetranitro-1,3,5,7-tetrazocine
ID = identification number
J = estimated
LOQ = limit of quantification
MNX = mono-nitroso-RDX
NA = not analyzed
NRL = no reporting limit
Qual = qualifier
RDX = hexahydro-1,3,5-trinitro-1,3,5-triazine
RL = reporting limit
U = nondetect

TABLE E.1.3-18
CORNHUSKER ARMY AMMUNITION PLANT
WELL CA260-EXPLOSIVES

FIELD ID			CA260			CA260			CA260			CA260			CA260			CA260			CA260		
METHOD	Maximum	Detection	SW846 M8330			UW51			UW33			UW33			UW32			UW32					
COLLECT DATE	Detection	Frequency	3/18/1999			6/11/1998			7/13/1994			6/9/1994			10/9/1992			9/3/1992					
			Result	RL	Qual	Result	RL	Qual	Result	RL	Qual	Result	RL	Qual	Result	RL	Qual	Result	RL	Qual			
EXPLOSIVES (µg/L)																							
1,3,5-Trinitrobenzene	-	0 / 32	<	0.8	U	<	1.00	U	<	0.425	U	<	0.425	U	<	0.449	U	<	0.449	U			
1,3-Dinitrobenzene	-	0 / 32	<	0.8	U	<	0.500	U	<	0.549	U	<	0.549	U	<	0.611	U	<	0.611	U			
2,4,6-Trinitrotoluene	-	0 / 32	<	0.8	U	<	0.500	U	<	0.451	U	<	0.451	U	<	0.635	U	<	0.635	U			
2,4-Dinitrotoluene	-	0 / 32	<	0.8	U	<	0.500	U	<	0.260	U	<	0.26	U	<	0.064	U	<	0.064	U			
2,6-Dinitrotoluene	-	0 / 32	<	0.8	U	<	0.500	U	<	0.260	U	<	0.26	U	<	0.074	U	<	0.074	U			
2-Amino-4,6-dinitrotoluene	-	0 / 28	<	0.8	U	<	0.500	U	<	0.244	U	<	0.244	U	<	0.158	U	<	0.158	U			
2-Nitrotoluene	-	0 / 24	<	0.8	U	<	1.00	U		NA			NA			NA			NA				
3-Nitrotoluene	-	0 / 24	<	0.8	U	<	1.00	U		NA			NA			NA			NA				
4-Amino-2,6-dinitrotoluene	-	0 / 24	<	0.8	U	<	1.00	U		NA			NA			NA			NA				
4-Nitrotoluene	-	0 / 28	<	0.8	U	<	1.00	U		NA			NA			NA			NA				
HMX	-	0 / 22	<	0.8	U	<	0.500	U	<	0.563	U	<	0.563	U	<	1.21	U	<	1.21	U			
MNX	-	0 / 22		NA			NA			NA			NA			NA			NA				
Nitrobenzene	-	0 / 32	<	0.8	U	<	0.500	U	<	0.817	U	<	0.817	U	<	0.645	U	<	0.645	U			
RDX	-	0 / 30	<	0.8	U	<	1.00	U	<	0.412	U	<	0.412	U	<	1.17	U	<	1.17	U			
Tetryl	-	0 / 14	<	0.8	U	<	0.500	U	<	1.180	U	<	1.18	U		NA			NA				

Notes:
< = less than reporting limit
µg/L = micrograms per liter
HMX = octahydro-1,3,5,7-tetranitro-1,3,5,7-tetrazocine
ID = identification number
J = estimated
LOQ = limit of quantification
MNX = mono-nitroso-RDX
NA = not analyzed
NRL = no reporting limit
Qual = qualifier
RDX = hexahydro-1,3,5-trinitro-1,3,5-triazine
RL = reporting limit
U = nondetect

TABLE E.1.3-19
CORNHUSKER ARMY AMMUNITION PLANT
WELL CA261-EXPLOSIVES

FIELD ID			CA261			CA261			CA261			CA261			CA261			CA261			CA261			CA261			CA261			CA261			CA261			CA261		
METHOD	Maximum	Detection	SW846 M8330			SW846 M8330			SW846 M8330			SW846 M8330			SW846 M8330			SW846 M8330			SW846 M8330			SW846 M8330			SW846 M8330			SW846 M8330			SW846 M8330			SW846 M8330		
COLLECT DATE	Detection	Frequency	None			3/5/2013			2/28/2012			None			3/6/2007			3/9/2006			3/9/2005			3/10/2004			3/11/2003			3/13/2002			3/15/2001			3/8/2000		
			Result	RL	Qual	Result	RL	Qual	Result	RL	Qual	Result	RL	Qual	Result	RL	Qual	Result	RL	Qual	Result	RL	Qual	Result	RL	Qual	Result	RL	Qual	Result	RL	Qual	Result	RL	Qual	Result	RL	Qual
EXPLOSIVES (µg/L)																																						
1,3,5-Trinitrobenzene	-	0 / 16				<	0.8	U	<	0.8	U				<	0.50	U	<	0.48	U	<	0.48	U	<	0.46	U	<	0.25	U	<	0.24	U	<	0.8	U	<	0.8	U
1,3-Dinitrobenzene	-	0 / 16				<	0.8	U	<	0.8	U				<	0.50	U	<	0.48	U	<	0.48	U	<	0.46	U	<	0.25	U	<	0.16	U	<	0.8	U	<	0.8	U
2,4,6-Trinitrotoluene	-	0 / 16				<	0.8	U	<	0.8	U				<	0.50	U	<	0.48	U	<	0.48	U	<	0.46	U	<	0.25	U	<	0.20	U	<	0.8	U	<	1.5	U
2,4-Dinitrotoluene	-	0 / 16				<	0.8	U	<	0.8	U				<	0.50	U	<	0.48	U	<	0.48	U	<	0.89	U	<	0.49	U	<	0.16	U	<	0.8	U	<	1.1	U
2,6-Dinitrotoluene	-	0 / 16	**Abandoned**			<	0.8	U	<	0.8	U	**Not Sampled**			<	0.50	U	<	0.48	U	<	0.48	U	<	0.89	U	<	0.49	U	<	0.62	U	<	0.8	U	<	1.1	U
2-Amino-4,6-dinitrotoluene	-	0 / 16	**2013**			<	0.8	U	<	0.8	U	**in 2008, 2009, 2010, 2011**			<	0.50	U	<	0.48	U	<	0.48	U	<	0.89	U	<	0.49	U	<	0.25	U	<	0.8	U	<	1	U
2-Nitrotoluene	-	0 / 12				<	0.8	U	<	0.8	U				<	0.50	U	<	0.48	U	<	0.48	U	<	0.89	U	<	0.49	U	<	0.49	U	<	0.8	U	<	1.1	U
3-Nitrotoluene	-	0 / 12				<	0.8	U	<	0.8	U				<	0.50	U	<	0.48	U	<	0.48	U	<	0.89	U	<	0.49	U	<	0.31	U	<	0.8	U	<	1.1	U
4-Amino-2,6-dinitrotoluene	-	0 / 12				<	1.4	U	<	1.4	U				<	0.50	U	<	0.48	U	<	0.48	U	<	0.89	U	<	0.49	U	<	0.42	U	<	0.8	U	<	1	U
4-Nitrotoluene	-	0 / 12				<	0.8	U	<	0.8	U				<	0.50	U	<	0.48	U	<	0.48	U	<	1.4	U	<	0.78	U	<	1.0	U	<	0.8	U	<	1.1	U
HMX	-	0 / 16				<	0.8	U	<	0.8	U				<	0.50	U	<	0.48	U	<	0.48	U	<	1.1	U	<	0.61	U	<	0.68	U	<	1	U	<	0.8	U
MNX	-	0 / 6				<	0.8	U	<	0.8	U				<	0.50	U	<	0.48	U	<	0.48	U	<	0.46	U		NA			NA			NA			NA	
Nitrobenzene	-	0 / 16				<	0.8	U	<	0.8	U				<	0.50	U	<	0.48	U	<	0.48	U	<	0.46	U	<	0.25	U	<	0.28	U	<	0.8	U	<	0.8	U
RDX	-	0 / 16				<	0.8	U	<	0.8	U				<	0.50	U	<	0.48	U	<	0.48	U	<	0.46	U	<	0.25	U	<	0.40	U	<	0.8	U	<	0.8	U
Tetryl	-	0 / 14				<	1.6	U	<	0.8	U				<	0.50	U	<	0.48	U	<	0.48	U	<	0.89	U	<	0.49	U	<	0.66	U	<	0.8	U	<	1.3	U

Notes:
< = less than reporting limit
µg/L = micrograms per liter
HMX = octahydro-1,3,5,7-tetranitro-1,3,5,7-tetrazocine
ID = identification number
J = estimated
LOQ = limit of quantification
MNX = mono-nitroso-RDX
NA = not analyzed
NRL = no reporting limit
Qual = qualifier
RDX = hexahydro-1,3,5-trinitro-1,3,5-triazine
RL = reporting limit
U = nondetect

TABLE E.1.3-19
CORNHUSKER ARMY AMMUNITION PLANT
WELL CA261-EXPLOSIVES

FIELD ID			CA261			CA261			CA261			CA261			CA261			CA261			CA261		
METHOD	Maximum	Detection	SW846 M8330			UW51			UW33			UW33			UW32			UW32					
COLLECT DATE	Detection	Frequency	3/18/1999			6/11/1998			7/13/1994			6/9/1994			10/9/1992			9/3/1992					
			Result	RL	Qual	Result	RL	Qual	Result	RL	Qual	Result	RL	Qual	Result	RL	Qual	Result	RL	Qual			
EXPLOSIVES (µg/L)																							
1,3,5-Trinitrobenzene	-	0 / 16	<	0.8	U	<	1.00	U	<	0.425	U	<	0.425	U	<	0.449	U	<	0.449	U			
1,3-Dinitrobenzene	-	0 / 16	<	0.8	U	<	0.500	U	<	0.549	U	<	0.549	U	<	0.611	U	<	0.611	U			
2,4,6-Trinitrotoluene	-	0 / 16	<	0.8	U	<	0.500	U	<	0.451	U	<	0.451	U	<	0.635	U	<	0.635	U			
2,4-Dinitrotoluene	-	0 / 16	<	0.8	U	<	0.500	U	<	0.26	U	<	0.26	U	<	0.064	U	<	0.064	U			
2,6-Dinitrotoluene	-	0 / 16	<	0.8	U	<	0.500	U	<	0.26	U	<	0.26	U	<	0.074	U	<	0.074	U			
2-Amino-4,6-dinitrotoluene	-	0 / 16	<	0.8	U	<	0.500	U	<	0.244	U	<	0.244	U	<	0.158	U	<	0.158	U			
2-Nitrotoluene	-	0 / 12	<	0.8	U	<	1.00	U		NA			NA			NA			NA				
3-Nitrotoluene	-	0 / 12	<	0.8	U	<	1.00	U		NA			NA			NA			NA				
4-Amino-2,6-dinitrotoluene	-	0 / 12	<	0.8	U	<	1.00	U		NA			NA			NA			NA				
4-Nitrotoluene	-	0 / 12	<	0.8	U	<	1.00	U		NA			NA			NA			NA				
HMX	-	0 / 16	<	0.8	U	<	0.500	U	<	0.563	U	<	0.563	U	<	1.21	U	<	1.21	U			
MNX	-	0 / 6		NA			NA			NA			NA			NA			NA				
Nitrobenzene	-	0 / 16	<	0.8	U	<	0.500	U	<	0.817	U	<	0.817	U	<	0.645	U	<	0.645	U			
RDX	-	0 / 16	<	0.8	U	<	1.00	U	<	0.412	U	<	0.412	U	<	1.17	U	<	1.17	U			
Tetryl	-	0 / 14	<	0.8	U	<	0.500	U	<	1.18	U	<	1.18	U		NA			NA				

Notes:
< = less than reporting limit
µg/L = micrograms per liter
HMX = octahydro-1,3,5,7-tetranitro-1,3,5,7-tetrazocine
ID = identification number
J = estimated
LOQ = limit of quantification
MNX = mono-nitroso-RDX
NA = not analyzed
NRL = no reporting limit
Qual = qualifier
RDX = hexahydro-1,3,5-trinitro-1,3,5-triazine
RL = reporting limit
U = nondetect

TABLE E.1.3-20
CORNHUSKER ARMY AMMUNITION PLANT
WELL CA262-EXPLOSIVES

FIELD ID			CA262			CA262			CA262			CA262			CA262			CA262			CA262			CA262			CA262			CA262			CA262			CA262		
METHOD	Maximum	Detection	SW846 M8330			SW846 M8330			SW846 M8330			SW846 M8330			SW846 M8330			SW846 M8330			SW846 M8330			SW846 M8330			SW846 M8330			SW846 M8330			SW846 M8330			SW846 M8330		
COLLECT DATE	Detection	Frequency	None			3/6/2013			2/28/2012			None			3/6/2007			3/9/2006			3/9/2005			3/10/2004			3/11/2003			3/13/2002			3/15/2001			3/8/2000		
			Result	RL	Qual	Result	RL	Qual	Result	RL	Qual	Result	RL	Qual	Result	RL	Qual	Result	RL	Qual	Result	RL	Qual	Result	RL	Qual	Result	RL	Qual	Result	RL	Qual	Result	RL	Qual	Result	RL	Qual
EXPLOSIVES (µg/L)																																						
1,3,5-Trinitrobenzene	-	0 / 16				<	0.8	U	<	0.8	U				<	0.49	U	<	0.49	U	<	0.52	U	<	0.34	U	<	0.2	U	<	0.37	U	<	0.8	U	<	0.8	U
1,3-Dinitrobenzene	-	0 / 16				<	0.8	U	<	0.8	U				<	0.49	U	<	0.49	U	<	0.52	U	<	0.34	U	<	0.2	U	<	0.25	U	<	0.8	U	<	0.8	U
2,4,6-Trinitrotoluene	-	0 / 16				<	0.8	U	<	0.8	U				<	0.49	U	<	0.49	U	<	0.52	U	<	0.34	U	<	0.2	U	<	0.31	U	<	0.8	U	<	1.5	U
2,4-Dinitrotoluene	-	0 / 16				<	0.8	U	<	0.8	U				<	0.49	U	<	0.49	U	<	0.52	U	<	0.66	U	<	0.39	U	<	0.25	U	<	0.8	U	<	1.1	U
2,6-Dinitrotoluene	-	0 / 16	**Abandoned**			<	0.8	U	<	0.8	U	**Not Sampled**			<	0.49	U	<	0.49	U	<	0.52	U	<	0.66	U	<	0.39	U	<	0.95	U	<	0.8	U	<	1.1	U
2-Amino-4,6-dinitrotoluene	-	0 / 16	**2013**			<	0.8	U	<	0.8	U	**in 2008, 2009, 2010, 2011**			<	0.49	U	<	0.49	U	<	0.52	U	<	0.66	U	<	0.39	U	<	0.38	U	<	0.8	U	<	1	U
2-Nitrotoluene	-	0 / 12				<	0.8	U	<	0.8	U				<	0.49	U	<	0.49	U	<	0.52	U	<	0.66	U	<	0.39	U	<	0.75	U	<	0.8	U	<	1.1	U
3-Nitrotoluene	-	0 / 12				<	0.8	U	<	0.8	U				<	0.49	U	<	0.49	U	<	0.52	U	<	0.66	U	<	0.39	U	<	0.48	U	<	0.8	U	<	1.1	U
4-Amino-2,6-dinitrotoluene	-	0 / 12				<	1.4	U	<	1.4	U				<	0.49	U	<	0.49	U	<	0.52	U	<	0.66	U	<	0.39	U	<	0.64	U	<	0.8	U	<	1	U
4-Nitrotoluene	-	0 / 12				<	0.8	U	<	0.8	U				<	0.49	U	<	0.49	U	<	0.52	U	<	1.1	U	<	0.62	U	<	1.5	U	<	0.8	U	<	1.1	U
HMX	0.51 J	1 / 16				<	0.8	U	<	0.8	U				<	0.49	U	<	0.49	U	0.51	0.52	J	<	0.83	U	<	0.49	U	<	1.0	U	<	1	U	<	0.8	U
MNX	-	0 / 6				<	0.8	U	<	0.8	U				<	0.49	U	<	0.49	U	<	0.52	U	<	0.34	U		NA			NA			NA			NA	
Nitrobenzene	-	0 / 16				<	0.8	U	<	0.8	U				<	0.49	U	<	0.49	U	<	0.52	U	<	0.34	U	<	0.2	U	<	0.43	U	<	0.8	U	<	0.8	U
RDX	-	0 / 16				<	0.8	U	<	0.8	U				<	0.49	U	<	0.49	U	<	0.52	U	<	0.34	U	<	0.2	U	<	0.61	U	<	0.8	U	<	0.8	U
Tetryl	-	0 / 14				<	1.6	U	<	0.8	U				<	0.49	U	<	0.49	U	<	0.52	U	<	0.66	U	<	0.39	U	<	1.0	U	<	0.8	U	<	1.3	U

Notes:
< = less than reporting limit
µg/L = micrograms per liter
HMX = octahydro-1,3,5,7-tetranitro-1,3,5,7-tetrazocine
ID = identification number
J = estimated
LOQ = limit of quantification
MNX = mono-nitroso-RDX
NA = not analyzed
NRL = no reporting limit
Qual = qualifier
RDX = hexahydro-1,3,5-trinitro-1,3,5-triazine
RL = reporting limit
U = nondetect

TABLE E.1.3-20
CORNHUSKER ARMY AMMUNITION PLANT
WELL CA262-EXPLOSIVES

FIELD ID			CA262			CA262			CA262			CA262			CA262			CA262		
METHOD	Maximum	Detection	SW846 M8330			UW51			UW33			UW33			UW32			UW32		
COLLECT DATE	Detection	Frequency	3/18/1999			6/11/1998			7/22/1994			6/22/1994			10/9/1992			9/3/1992		
			Result	RL	Qual	Result	RL	Qual	Result	RL	Qual	Result	RL	Qual	Result	RL	Qual	Result	RL	Qual
EXPLOSIVES (µg/L)																				
1,3,5-Trinitrobenzene	-	0 / 16	<	0.8	U	<	1.00	U	<	0.425	U	<	0.425	U	<	0.449	U	<	0.449	U
1,3-Dinitrobenzene	-	0 / 16	<	0.8	U	<	0.500	U	<	0.549	U	<	0.549	U	<	0.611	U	<	0.611	U
2,4,6-Trinitrotoluene	-	0 / 16	<	0.8	U	<	0.500	U	<	0.451	U	<	0.451	U	<	0.635	U	<	0.635	U
2,4-Dinitrotoluene	-	0 / 16	<	0.8	U	<	0.500	U	<	0.26	U	<	0.26	U	<	0.064	U	<	0.064	U
2,6-Dinitrotoluene	-	0 / 16	<	0.8	U	<	0.500	U	<	0.26	U	<	0.26	U	<	0.074	U	<	0.074	U
2-Amino-4,6-dinitrotoluene	-	0 / 16	<	0.8	U	<	0.500	U	<	0.244	U	<	0.244	U	<	0.158	U	<	0.158	U
2-Nitrotoluene	-	0 / 12	<	0.8	U	<	1.00	U		NA			NA			NA			NA	
3-Nitrotoluene	-	0 / 12	<	0.8	U	<	1.00	U		NA			NA			NA			NA	
4-Amino-2,6-dinitrotoluene	-	0 / 12	<	0.8	U	<	1.00	U		NA			NA			NA			NA	
4-Nitrotoluene	-	0 / 12	<	0.8	U	<	1.00	U		NA			NA			NA			NA	
HMX	0.51 J	1 / 16	<	0.8	U	<	0.500	U	<	0.563	U	<	0.563	U	<	1.21	U	<	1.21	U
MNX	-	0 / 6		NA			NA			NA			NA			NA			NA	
Nitrobenzene	-	0 / 16	<	0.8	U	<	0.500	U	<	0.817	U	<	0.817	U	<	0.645	U	<	0.645	U
RDX	-	0 / 16	<	0.8	U	<	1.00	U	<	0.412	U	<	0.412	U	<	1.17	U	<	1.17	U
Tetryl	-	0 / 14	<	0.8	U	<	0.500	U	<	1.18	U	<	1.18	U		NA			NA	

Notes:
< = less than reporting limit
µg/L = micrograms per liter
HMX = octahydro-1,3,5,7-tetranitro-1,3,5,7-tetrazocine
ID = identification number
J = estimated
LOQ = limit of quantification
MNX = mono-nitroso-RDX
NA = not analyzed
NRL = no reporting limit
Qual = qualifier
RDX = hexahydro-1,3,5-trinitro-1,3,5-triazine
RL = reporting limit
U = nondetect

TABLE E.1.3-21
CORNHUSKER ARMY AMMUNITION PLANT
WELL CA270-EXPLOSIVES

FIELD ID			CA270					CA270					CA270					CA270					CA270					CA270					CA270					CA270					CA270				
METHOD	Maximum	Detection	SW846 M8330					SW846 M8330					SW846 M8330					SW846 M8330					SW846 M8330					SW846 M8330					SW846 M8330					SW846 M8330				
COLLECT DATE	Detection	Frequency	None					None					3/16/2018					4/1/2017					8/3/2016					8/10/2015					8/7/2014					2/29/2012				
			Result	Qual	DL	LOD	LOQ	Result	Qual	DL	LOD	LOQ	Result	Qual	DL	LOD	LOQ	Result	Qual	DL	LOD	LOQ	Result	DL	LOD	LOQ	Qual	Result	DL	LOD	LOQ	Qual	Result	LOQ	Qual	Result	RL	Qual
EXPLOSIVES (µg/L)																																													
1,3,5-Trinitrobenzene	-	0 / 27											<	UJ	0.032	0.1	0.15	<	U	0.033	0.11	0.16	<	0.22	0.45	1.1	U	<	0.42	0.42	1.0	U	<	0.99	U	<	0.8	U
1,3-Dinitrobenzene	-	0 / 27											<	UJ	0.051	0.1	0.15	<	U	0.053	0.11	0.16	<	0.1	0.22	0.45	U	<	0.21	0.21	0.42	U	<	0.4	U	<	0.8	U
2,4,6-Trinitrotoluene	-	0 / 27											<	UJ	0.051	0.1	0.15	<	U	0.053	0.11	0.16	<	0.081	0.22	0.45	U	<	0.21	0.21	0.42	U	<	0.4	U	<	0.8	U
2,4-Dinitrotoluene	-	0 / 27											<	UJ	0.051	0.1	0.13	<	U	0.053	0.11	0.14	<	0.094	0.22	0.45	U	<	0.21	0.21	0.42	U	<	0.4	U	<	0.8	U
2,6-Dinitrotoluene	-	0 / 27	**Abandoned**					**Not Sampled**					<	UJ	0.051	0.1	0.13	<	U	0.053	0.11	0.14	<	0.072	0.22	0.22	U	<	0.21	0.21	0.21	U	<	0.2	U	<	0.8	U
2-Amino-4,6-dinitrotoluene	-	0 / 27	**2020**					**in 2019, 2020**					<	UJ	0.031	0.1	0.15	<	U	0.032	0.11	0.16	<	0.057	0.13	0.22	U	<	0.12	0.12	0.21	U	<	0.2	U	<	0.8	U
2-Nitrotoluene	-	0 / 23											<	UJ	0.09	0.2	0.51	<	U	0.094	0.21	0.53	<	0.096	0.22	0.45	U	<	0.21	0.21	0.42	U	<	0.4	U	<	0.8	U
3-Nitrotoluene	-	0 / 23											<	UJ	0.058	0.2	0.51	<	U	0.061	0.21	0.53	<	0.094	0.22	0.45	U	<	0.21	0.21	0.42	U	<	0.4	U	<	0.8	U
4-Amino-2,6-dinitrotoluene	-	0 / 23											<	UJ	0.051	0.1	0.15	<	U	0.053	0.11	0.16	<	0.065	0.13	0.22	U	<	0.12	0.12	0.21	U	<	0.2	U	<	1.4	U
4-Nitrotoluene	-	0 / 23											<	UJ	0.09	0.2	0.51	<	U	0.094	0.21	0.53	<	0.22	0.45	1.1	U	<	0.42	0.42	1.0	U	<	0.99	U	<	0.8	U
HMX	-	0 / 27											<	UJ	0.029	0.1	0.15	<	U	0.038	0.11	0.16	<	0.098	0.22	0.45	U	<	0.21	0.21	0.42	U	<	0.4	U	<	0.8	U
MNX	-	0 / 15											<	UJ	0.037	0.1	0.51	<	U	0.03	0.11	0.53	<	0.4	0.4	2.2	U	<	0.37	0.37	2.1	U	<	2	U	<	0.8	U
Nitrobenzene	-	0 / 27											<	UJ	0.051	0.1	0.15	<	U	0.053	0.11	0.16	<	0.1	0.22	0.45	U	<	0.21	0.21	0.42	U	<	0.4	U	<	0.8	U
RDX	2.79	2 / 27											<	UJ	0.037	0.1	0.15	<	U	0.038	0.11	0.16	<	0.059	0.13	0.22	U	<	0.12	0.12	0.21	U	<	0.2	U	<	0.8	U
Tetryl	-	0 / 25											<	UJ	0.051	0.1	0.15	<	U	0.053	0.11	0.16	<	0.089	0.22	0.27	U	<	0.21	0.21	0.25	U	<	0.24	U	<	0.8	U

Notes:
< = less than reporting limit
µg/L = micrograms per liter
HMX = octahydro-1,3,5,7-tetranitro-1,3,5,7-tetrazocine
ID = identification number
J = estimated
LOQ = limit of quantification
MNX = mono-nitroso-RDX
NA = not analyzed
NRL = no reporting limit
Qual = qualifier
RDX = hexahydro-1,3,5-trinitro-1,3,5-triazine
RL = reporting limit
U = nondetect

TABLE E.1.3-21
CORNHUSKER ARMY AMMUNITION PLANT
WELL CA270-EXPLOSIVES

FIELD ID			CA270			CA270			CA270			CA270			CA270			CA270			CA270			CA270			CA270			CA270			CA270		
METHOD	Maximum	Detection	SW846 M8330			SW846 M8330			SW846 M8330			SW846 M8330			SW846 M8330			SW846 M8330			SW846 M8330			SW846 M8330			SW846 M8330			SW846 M8330			SW846 M8330		
COLLECT DATE	Detection	Frequency	2/29/2012			3/2/2011			3/10/2010			3/3/2009			3/5/2008			3/6/2007			3/8/2006			3/8/2005			3/16/2004			3/12/2003			3/14/2002			3/14/2001		
			Result	RL	Qual	Result	RL	Qual	Result	RL	Qual	Result	RL	Qual	Result	RL	Qual	Result	RL	Qual	Result	RL	Qual	Result	RL	Qual	Result	RL	Qual	Result	RL	Qual	Result	RL	Qual	Result	RL	Qual
EXPLOSIVES (µg/L)																																					
1,3,5-Trinitrobenzene	-	0 / 27	<	0.8	U	<	0.8	U	<	1	U	<	0.48	U	<	0.48	U	<	0.52	U	<	0.48	U	<	0.48	U	<	0.2	U	<	0.24	U	<	0.35	U	<	0.8	U
1,3-Dinitrobenzene	-	0 / 27	<	0.8	U	<	0.8	U	<	0.4	U	<	0.48	U	<	0.48	U	<	0.52	U	<	0.48	U	<	0.48	U	<	0.2	U	<	0.24	U	<	0.23	U	<	0.8	U
2,4,6-Trinitrotoluene	-	0 / 27	<	0.8	U	<	0.8	U	<	0.4	U	<	0.48	U	<	0.48	U	<	0.52	U	<	0.48	U	<	0.48	U	<	0.2	U	<	0.24	U	<	0.29	U	<	0.8	U
2,4-Dinitrotoluene	-	0 / 27	<	0.8	U	<	0.8	U	<	0.4	U	<	0.48	U	<	0.48	U	<	0.52	U	<	0.48	U	<	0.48	U	<	0.39	U	<	0.46	U	<	0.23	U	<	0.8	U
2,6-Dinitrotoluene	-	0 / 27	<	0.8	U	<	0.8	U	<	0.2	U	<	0.48	U	<	0.48	U	<	0.52	U	<	0.48	U	<	0.48	U	<	0.39	U	<	0.46	U	<	0.91	U	<	0.8	U
2-Amino-4,6-dinitrotoluene	-	0 / 27	<	0.8	U	<	0.8	U	<	0.2	U	<	0.48	U	<	0.48	U	<	0.52	U	<	0.48	U	<	0.48	U	<	0.39	U	<	0.46	U	<	0.37	U	<	0.8	U
2-Nitrotoluene	-	0 / 23	<	0.8	U	<	0.8	U	<	0.4	U	<	0.48	U	<	0.48	U	<	0.52	U	<	0.48	U	<	0.48	U	<	0.39	U	<	0.46	U	<	0.72	U	<	0.8	U
3-Nitrotoluene	-	0 / 23	<	0.8	U	<	0.8	U	<	0.4	U	<	0.48	U	<	0.48	U	<	0.52	U	<	0.48	U	<	0.48	U	<	0.39	U	<	0.46	U	<	0.45	U	<	0.8	U
4-Amino-2,6-dinitrotoluene	-	0 / 23	<	1.4	U	<	0.8	U	<	0.2	U	<	0.48	U	<	0.48	U	<	0.52	U	<	0.48	U	<	0.48	U	<	0.39	U	<	0.46	U	<	0.62	U	<	0.8	U
4-Nitrotoluene	-	0 / 23	<	0.8	U	<	0.8	U	<	1	U	<	0.48	U	<	0.48	U	<	0.52	U	<	0.48	U	<	0.48	U	<	0.62	U	<	0.75	U	<	1.5	U	<	0.8	U
HMX	-	0 / 27	<	0.8	U	<	0.8	U	<	0.4	U	<	0.48	U	<	0.48	U	<	0.52	U	<	0.48	U	<	0.48	U	<	0.49	U	<	0.58	U	<	1.0	U	<	1	U
MNX	-	0 / 15	<	0.8	U	<	0.8	U	<	2	U	<	0.48	U	<	0.48	U	<	0.52	U	<	0.48	U	<	0.48	U	<	0.2	U		NA			NA			NA	
Nitrobenzene	-	0 / 27	<	0.8	U	<	0.8	U	<	0.4	U	<	0.48	U	<	0.48	U	<	0.52	U	<	0.48	U	<	0.48	U	<	0.2	U	<	0.24	U	<	0.41	U	<	0.8	U
RDX	2.79	2 / 27	<	0.8	U	<	0.8	U	<	0.2	U	<	0.48	U	<	0.48	U	<	0.52	U	<	0.48	U	<	0.48	U	<	0.2	U	<	0.24	U	<	0.59	U	<	0.8	U
Tetryl	-	0 / 25	<	0.8	U	<	0.8	U	<	0.24	U	<	0.48	U	<	0.48	U	<	0.52	U	<	0.48	U	<	0.48	U	<	0.39	U	<	0.46	U	<	0.97	U	<	0.8	U

Notes:
< = less than reporting limit
µg/L = micrograms per liter
HMX = octahydro-1,3,5,7-tetranitro-1,3,5,7-tetrazocine
ID = identification number
J = estimated
LOQ = limit of quantification
MNX = mono-nitroso-RDX
NA = not analyzed
NRL = no reporting limit
Qual = qualifier
RDX = hexahydro-1,3,5-trinitro-1,3,5-triazine
RL = reporting limit
U = nondetect

TABLE E.1.3-21
CORNHUSKER ARMY AMMUNITION PLANT
WELL CA270-EXPLOSIVES

FIELD ID			CA270			CA270			CA270			CA270			CA270			CA270			CA270			CA270			CA270		
METHOD	Maximum	Detection	SW846 M8330			SW846 M8330			UW51			UW51			UW51			UW33			UW33			UW32			UW32		
COLLECT DATE	Detection	Frequency	3/15/2000			3/17/1999			6/10/1998			10/1/1997			2/18/1997			7/14/1994			6/21/1994			10/6/1992			9/4/1992		
			Result	RL	Qual	Result	RL	Qual	Result	RL	Qual	Result	RL	Qual	Result	RL	Qual	Result	RL	Qual	Result	RL	Qual	Result	RL	Qual	Result	RL	Qual
EXPLOSIVES (µg/L)																													
1,3,5-Trinitrobenzene	-	0 / 27	<	0.8	U	<	0.8	U	<	1.00	U	<	0.125	U	<	0.125	U	<	0.425	U	<	0.425	U	<	0.449	U	<	0.449	U
1,3-Dinitrobenzene	-	0 / 27	<	0.8	U	<	0.8	U	<	0.500	U	<	0.989	U	<	0.989	U	<	0.549	U	<	0.549	U	<	0.611	U	<	0.611	U
2,4,6-Trinitrotoluene	-	0 / 27	<	1.5	U	<	0.8	U	<	0.500	U	<	0.29	U	<	0.29	U	<	0.451	U	<	0.451	U	<	0.635	U	<	0.635	U
2,4-Dinitrotoluene	-	0 / 27	<	1.1	U	<	0.8	U	<	0.500	U	<	0.233	U	<	0.233	U	<	0.26	U	<	0.26	U	<	0.064	U	<	0.064	U
2,6-Dinitrotoluene	-	0 / 27	<	1.1	U	<	0.8	U	<	0.500	U	<	0.2	U	<	0.2	U	<	0.26	U	<	0.26	U	<	0.074	U	<	0.074	U
2-Amino-4,6-dinitrotoluene	-	0 / 27	<	1	U	<	0.8	U	<	0.500	U	<	0.173	U	<	0.173	U	<	0.244	U	<	0.244	U	<	0.158	U	<	0.158	U
2-Nitrotoluene	-	0 / 23	<	1.1	U	<	0.8	U	<	1.00	U	<	0.319	U	<	0.319	U		NA			NA			NA			NA	
3-Nitrotoluene	-	0 / 23	<	1.1	U	<	0.8	U	<	1.00	U	<	0.514	U	<	0.514	U		NA			NA			NA			NA	
4-Amino-2,6-dinitrotoluene	-	0 / 23	<	1	U	<	0.8	U	<	1.00	U	<	0.309	U	<	0.309	U		NA			NA			NA			NA	
4-Nitrotoluene	-	0 / 23	<	1.1	U	<	0.8	U	<	1.00	U	<	0.368	U	<	0.368	U		NA			NA			NA			NA	
HMX	-	0 / 27	<	0.8	U	<	0.8	U	<	0.500	U	<	0.16	U	<	0.16	U	<	0.563	U	<	0.563	U	<	1.21	U	<	1.21	U
MNX	-	0 / 15		NA			NA			NA			NA			NA			NA			NA			NA			NA	
Nitrobenzene	-	0 / 27	<	0.8	U	<	0.8	U	<	0.500	U	<	0.231	U	<	0.231	U	<	0.817	U	<	0.817	U	<	0.645	U	<	0.645	U
RDX	2.79	2 / 27	<	0.8	U	<	0.8	U	<	1.00	U	<	0.558	U	<	0.558	U	2.62	NRL		2.79	NRL		<	1.17	U	<	1.17	U
Tetryl	-	0 / 25	<	1.3	U	<	0.8	U	<	0.500	U	<	0.253	U	<	0.253	U	<	1.18	U	<	1.18	U		NA			NA	

Notes:
< = less than reporting limit
µg/L = micrograms per liter
HMX = octahydro-1,3,5,7-tetranitro-1,3,5,7-tetrazocine
ID = identification number
J = estimated
LOQ = limit of quantification
MNX = mono-nitroso-RDX
NA = not analyzed
NRL = no reporting limit
Qual = qualifier
RDX = hexahydro-1,3,5-trinitro-1,3,5-triazine
RL = reporting limit
U = nondetect

TABLE E.1.3-22
CORNHUSKER ARMY AMMUNITION PLANT
WELL CA271-EXPLOSIVES

FIELD ID			CA271					CA271					CA271					CA271					CA271					CA271					CA271					CA271					CA271				
METHOD	Maximum	Detection	SW846 M8330					SW846 M8330					SW846 M8330					SW846 M8330					SW846 M8330					SW846 M8330					SW846 M8330					SW846 M8330				
COLLECT DATE	Detection	Frequency	None					None					3/16/2018					3/27/2017					8/3/2016					8/10/2015					8/7/2014					3/5/2013				
	Result	Qual	DL	LOD	LOQ	Result	Qual	DL	LOD	LOQ	Result	Qual	DL	LOD	LOQ	Result	Qual	DL	LOD	LOQ	Result	DL	LOD	LOQ	Qual	Result	DL	LOD	LOQ	Qual	Result	LOQ	Qual	Result	RL	Qual
EXPLOSIVES (µg/L)																																													
1,3,5-Trinitrobenzene	0.045 J	1 / 27									<	U	0.031	0.1	0.15	0.045	J	0.032	0.1	0.16	<	0.22	0.45	1.1	U	<	0.41	0.41	1.0	U	<	0.99	UJ	<	0.8	U
1,3-Dinitrobenzene	-	0 / 27									<	U	0.051	0.1	0.15	<	U	0.052	0.1	0.16	<	0.099	0.22	0.45	U	<	0.21	0.21	0.41	U	<	0.4	UJ	<	0.8	U
2,4,6-Trinitrotoluene	-	0 / 27									<	U	0.051	0.1	0.15	<	U	0.052	0.1	0.16	<	0.081	0.22	0.45	U	<	0.21	0.21	0.41	U	<	0.4	UJ	<	0.8	U
2,4-Dinitrotoluene	-	0 / 27									<	U	0.051	0.1	0.13	<	U	0.052	0.1	0.14	<	0.094	0.22	0.45	U	<	0.21	0.21	0.41	U	<	0.4	UJ	<	0.8	U
2,6-Dinitrotoluene	-	0 / 27	**Abandoned**			**Not Sampled**					<	U	0.051	0.1	0.13	<	U	0.052	0.1	0.14	<	0.072	0.22	0.22	U	<	0.21	0.21	0.21	U	<	0.2	UJ	<	0.8	U
2-Amino-4,6-dinitrotoluene	-	0 / 27	**2020**			**in 2019, 2020**					<	U	0.03	0.1	0.15	<	U	0.031	0.1	0.16	<	0.057	0.13	0.22	U	<	0.12	0.12	0.21	U	<	0.2	UJ	<	0.8	U
2-Nitrotoluene	-	0 / 23									<	U	0.089	0.2	0.51	<	U	0.092	0.21	0.52	<	0.096	0.22	0.45	U	<	0.21	0.21	0.41	U	<	0.4	UJ	<	0.8	U
3-Nitrotoluene	-	0 / 23									<	U	0.058	0.2	0.51	<	U	0.06	0.21	0.52	<	0.093	0.22	0.45	U	<	0.21	0.21	0.41	U	<	0.4	UJ	<	0.8	U
4-Amino-2,6-dinitrotoluene	-	0 / 23									<	U	0.051	0.1	0.15	<	U	0.052	0.1	0.16	<	0.065	0.13	0.22	U	<	0.12	0.12	0.21	U	<	0.2	UJ	<	1.4	U
4-Nitrotoluene	-	0 / 23									<	U	0.089	0.2	0.51	<	U	0.092	0.21	0.52	<	0.22	0.45	1.1	U	<	0.41	0.41	1.0	U	<	0.99	UJ	<	0.8	U
HMX	1.32	15 / 27									0.14	J	0.028	0.1	0.15	0.1	J	0.038	0.1	0.16	<	0.098	0.22	0.45	U	<	0.21	0.21	0.41	U	<	0.4	UJ	0.2	0.8	J
MNX	0.097 J	1 / 15									<	U	0.036	0.1	0.51	<	U	0.029	0.1	0.52	<	0.4	0.4	2.2	U	<	0.37	0.37	2.1	U	<	2	UJ	<	0.8	U
Nitrobenzene	-	0 / 27									<	U	0.051	0.1	0.15	<	U	0.052	0.1	0.16	<	0.1	0.22	0.45	U	<	0.21	0.21	0.41	U	<	0.4	UJ	<	0.8	U
RDX	8.12	26 / 27									0.099	J	0.036	0.1	0.15	<	U	0.038	0.1	0.16	0.26	0.058	0.13	0.22		0.13	0.13	0.054	0.21	J	0.072	0.2	J	0.33	0.8	J
Tetryl	-	0 / 25									<	U	0.051	0.1	0.15	<	U	0.052	0.1	0.16	<	0.089	0.22	0.27	U	<	0.21	0.21	0.25	U	<	0.24	UJ	<	1.6	U

Notes:
< = less than reporting limit
µg/L = micrograms per liter
HMX = octahydro-1,3,5,7-tetranitro-1,3,5,7-tetrazocine
ID = identification number
J = estimated
LOQ = limit of quantification
MNX = mono-nitroso-RDX
NA = not analyzed
NRL = no reporting limit
Qual = qualifier
RDX = hexahydro-1,3,5-trinitro-1,3,5-triazine
RL = reporting limit
U = nondetect

TABLE E.1.3-22
CORNHUSKER ARMY AMMUNITION PLANT
WELL CA271-EXPLOSIVES

FIELD ID			CA271			CA271			CA271			CA271			CA271			CA271			CA271			CA271			CA271			CA271			CA271			CA271		
METHOD	Maximum	Detection	SW846 M8330			SW846 M8330			SW846 M8330			SW846 M8330			SW846 M8330			SW846 M8330			SW846 M8330			SW846 M8330			SW846 M8330			SW846 M8330			SW846 M8330			SW846 M8330		
COLLECT DATE	Detection	Frequency	2/29/2012			3/2/2011			3/10/2010			3/3/2009			3/5/2008			3/6/2007			3/8/2006			3/8/2005			3/9/2004			3/12/2003			3/13/2002			3/14/2001		
			Result	RL	Qual	Result	RL	Qual	Result	RL	Qual	Result	RL	Qual	Result	RL	Qual	Result	RL	Qual	Result	RL	Qual	Result	RL	Qual	Result	RL	Qual	Result	RL	Qual	Result	RL	Qual	Result	RL	Qual
EXPLOSIVES (µg/L)																																						
1,3,5-Trinitrobenzene	0.045 J	1 / 27	<	0.8	U	<	0.8	U	<	1	U	<	0.48	U	<	0.47	U	<	0.5	U	<	0.48	U	<	0.48	U	<	0.18	U	<	0.22	U	<	0.24	U	<	0.8	U
1,3-Dinitrobenzene	-	0 / 27	<	0.8	U	<	0.8	U	<	0.4	U	<	0.48	U	<	0.47	U	<	0.5	U	<	0.48	U	<	0.48	U	<	0.18	U	<	0.22	U	<	0.16	U	<	0.8	U
2,4,6-Trinitrotoluene	-	0 / 27	<	0.8	U	<	0.8	U	<	0.4	U	<	0.48	U	<	0.47	U	<	0.5	U	<	0.48	U	<	0.48	U	<	0.18	U	<	0.22	U	<	0.20	U	<	0.8	U
2,4-Dinitrotoluene	-	0 / 27	<	0.8	U	<	0.8	U	<	0.4	U	<	0.48	U	<	0.47	U	<	0.5	U	<	0.48	U	<	0.48	U	<	0.34	U	<	0.42	U	<	0.16	U	<	0.8	U
2,6-Dinitrotoluene	-	0 / 27	<	0.8	U	<	0.8	U	<	0.2	U	<	0.48	U	<	0.47	U	<	0.5	U	<	0.48	U	<	0.48	U	<	0.34	U	<	0.42	U	<	0.62	U	<	0.8	U
2-Amino-4,6-dinitrotoluene	-	0 / 27	<	0.8	U	<	0.8	U	<	0.2	U	<	0.48	U	<	0.47	U	<	0.5	U	<	0.48	U	<	0.48	U	<	0.34	U	<	0.42	U	<	0.25	U	<	0.8	U
2-Nitrotoluene	-	0 / 23	<	0.8	U	<	0.8	U	<	0.4	U	<	0.48	U	<	0.47	U	<	0.5	U	<	0.48	U	<	0.48	U	<	0.34	U	<	0.42	U	<	0.49	U	<	0.8	U
3-Nitrotoluene	-	0 / 23	<	0.8	U	<	0.8	U	<	0.4	U	<	0.48	U	<	0.47	U	<	0.5	U	<	0.48	U	<	0.48	U	<	0.34	U	<	0.42	U	<	0.31	U	<	0.8	U
4-Amino-2,6-dinitrotoluene	-	0 / 23	<	1.4	U	<	0.8	U	<	0.2	U	<	0.48	U	<	0.47	U	<	0.5	U	<	0.48	U	<	0.48	U	<	0.34	U	<	0.42	U	<	0.42	U	<	0.8	U
4-Nitrotoluene	-	0 / 23	<	0.8	U	<	0.8	U	<	1	U	<	0.48	U	<	0.47	U	<	0.5	U	<	0.48	U	<	0.48	U	<	0.55	U	<	0.68	U	<	1.0	U	<	0.8	U
HMX	1.32	15 / 27	0.32	0.8	J	0.23	0.8	J	0.58	0.4		<	0.48	U	<	0.47	U	<	0.5	U	<	0.48	U	0.69	0.48		0.71	0.43		0.62	0.53		0.78	0.68		<	1	U
MNX	0.097 J	1 / 15	<	0.8	U	<	0.8	U	<	2	U	<	0.48	U	<	0.47	U	<	0.5	U	<	0.48	U	<	0.48	U	0.097	0.18	J		NA			NA			NA		
Nitrobenzene	-	0 / 27	<	0.8	U	<	0.8	U	<	0.4	U	<	0.48	U	<	0.47	U	<	0.5	U	<	0.48	U	<	0.48	U	<	0.18	U	<	0.22	U	<	0.28	U	<	0.8	U
RDX	8.12	26 / 27	0.95	0.8	J	0.94	0.8		0.71	0.2		0.64	0.48		0.96	0.47		1.8	0.5		1.4	0.48		2.5	0.48		2.6	0.18		2.4	0.22		2.8	0.40		2.8	0.8	
Tetryl	-	0 / 25	<	0.8	U	<	0.8	U	<	0.24	U	<	0.48	U	<	0.47	U	<	0.5	U	<	0.48	U	<	0.48	U	<	0.34	U	<	0.42	U	<	0.66	U	<	0.8	U

Notes:
< = less than reporting limit
µg/L = micrograms per liter
HMX = octahydro-1,3,5,7-tetranitro-1,3,5,7-tetrazocine
ID = identification number
J = estimated
LOQ = limit of quantification
MNX = mono-nitroso-RDX
NA = not analyzed
NRL = no reporting limit
Qual = qualifier
RDX = hexahydro-1,3,5-trinitro-1,3,5-triazine
RL = reporting limit
U = nondetect

TABLE E.1.3-22
CORNHUSKER ARMY AMMUNITION PLANT
WELL CA271-EXPLOSIVES

FIELD ID			CA271			CA271			CA271			CA271			CA271			CA271			CA271			CA271			CA271		
METHOD	Maximum	Detection	SW846 M8330			SW846 M8330			UW51			UW51			UW51			UW33			UW33			UW32			UW32		
COLLECT DATE	Detection	Frequency	3/15/2000			3/17/1999			6/10/1998			10/1/1997			2/18/1997			7/14/1994			6/21/1994			10/6/1992			9/4/1992		
			Result	RL	Qual	Result	RL	Qual	Result	RL	Qual	Result	RL	Qual	Result	RL	Qual	Result	RL	Qual	Result	RL	Qual	Result	RL	Qual	Result	RL	Qual
EXPLOSIVES (µg/L)																													
1,3,5-Trinitrobenzene	0.045 J	1 / 27	<	0.8	U	<	0.8	U	<	1.00	U	<	0.125	U	<	0.125	U	<	0.425	U	<	0.425	U	<	0.449	U	<	0.449	U
1,3-Dinitrobenzene	-	0 / 27	<	0.8	U	<	0.8	U	<	0.500	U	<	0.989	U	<	0.989	U	<	0.549	U	<	0.549	U	<	0.611	U	<	0.611	U
2,4,6-Trinitrotoluene	-	0 / 27	<	1.5	U	<	0.8	U	<	0.500	U	<	0.29	U	<	0.29	U	<	0.451	U	<	0.451	U	<	0.635	U	<	0.635	U
2,4-Dinitrotoluene	-	0 / 27	<	1.1	U	<	0.8	U	<	0.500	U	<	0.233	U	<	0.233	U	<	0.26	U	<	0.26	U	<	0.064	U	<	0.064	U
2,6-Dinitrotoluene	-	0 / 27	<	1.1	U	<	0.8	U	<	0.500	U	<	0.2	U	<	0.2	U	<	0.26	U	<	0.26	U	<	0.074	U	<	0.074	U
2-Amino-4,6-dinitrotoluene	-	0 / 27	<	1	U	<	0.8	U	<	0.500	U	<	0.173	U	<	0.173	U	<	0.244	U	<	0.244	U	<	0.158	U	<	0.158	U
2-Nitrotoluene	-	0 / 23	<	1.1	U	<	0.8	U	<	1.00	U	<	0.319	U	<	0.319	U		NA			NA			NA			NA	
3-Nitrotoluene	-	0 / 23	<	1.1	U	<	0.8	U	<	1.00	U	<	0.514	U	<	0.514	U		NA			NA			NA			NA	
4-Amino-2,6-dinitrotoluene	-	0 / 23	<	1	U	<	0.8	U	<	1.00	U	<	0.309	U	<	0.309	U		NA			NA			NA			NA	
4-Nitrotoluene	-	0 / 23	<	1.1	U	<	0.8	U	<	1.00	U	<	0.368	U	<	0.368	U		NA			NA			NA			NA	
HMX	1.32	15 / 27	0.54	0.8	J	0.879	0.8		0.636	0.500		1.06	0.16		1.32	0.16		<	0.563	U	<	0.563	U	<	1.21	U	<	1.21	U
MNX	0.097 J	1 / 15		NA			NA			NA			NA			NA			NA			NA			NA			NA	
Nitrobenzene	-	0 / 27	<	0.8	U	<	0.8	U	<	0.500	U	<	0.231	U	<	0.231	U	<	0.817	U	<	0.817	U	<	0.645	U	<	0.645	U
RDX	8.12	26 / 27	2.9	0.8		3.04	0.8		2.39	1.00		5.49	0.558		8.12	0.558		3.44	NRL		3.02	NRL		1.94	NRL		2.29	NRL	
Tetryl	-	0 / 25	<	1.3	U	<	0.8	U	<	0.500	U	<	0.253	U	<	0.253	U	<	1.18	U	<	1.18	U		NA			NA	

Notes:
< = less than reporting limit
µg/L = micrograms per liter
HMX = octahydro-1,3,5,7-tetranitro-1,3,5,7-tetrazocine
ID = identification number
J = estimated
LOQ = limit of quantification
MNX = mono-nitroso-RDX
NA = not analyzed
NRL = no reporting limit
Qual = qualifier
RDX = hexahydro-1,3,5-trinitro-1,3,5-triazine
RL = reporting limit
U = nondetect

TABLE E.1.3-23
CORNHUSKER ARMY AMMUNITION PLANT
WELL CA272-EXPLOSIVES

FIELD ID			CA272	CA272	CA272						CA272								CA272					CA272			CA272		
METHOD	Maximum	Detection	SW846 M8330	SW846 M8330	SW846 M8330						SW846 M8330								SW846 M8330					SW846 M8330			SW846 M8330		
COLLECT DATE	Detection	Frequency	None	None	3/16/2018						3/27/2017					8/3/2016					8/10/2015					8/7/2014			3/5/2013		
					Result	Qual	DL	LOD	LOQ	Result	Qual	DL	LOD	LOQ	Result	DL	LOD	LOQ	Qual	Result	DL	LOD	LOQ	Qual	Result	LOQ	Qual	Result	RL	Qual
EXPLOSIVES (µg/L)																													
1,3,5-Trinitrobenzene	0.067 J	1 / 27			<	UJ	0.032	0.1	0.15	0.067	J	0.033	0.11	0.16	<	0.22	0.45	1.1	U	<	0.41	0.42	1.0	U	<	1	U	<	0.8	U
1,3-Dinitrobenzene	-	0 / 27			<	UJ	0.051	0.1	0.15	<	U	0.053	0.11	0.16	<	0.099	0.22	0.45	U	<	0.21	0.21	0.42	U	<	0.4	U	<	0.8	U
2,4,6-Trinitrotoluene	-	0 / 27			<	UJ	0.051	0.1	0.15	<	U	0.053	0.11	0.16	<	0.081	0.22	0.45	U	<	0.21	0.21	0.42	U	<	0.4	U	<	0.8	U
2,4-Dinitrotoluene	-	0 / 27			<	UJ	0.051	0.1	0.13	<	U	0.053	0.11	0.14	<	0.093	0.22	0.45	U	<	0.21	0.21	0.42	U	<	0.4	U	<	0.8	U
2,6-Dinitrotoluene	-	0 / 27	**Abandoned**	**Not Sampled**	<	UJ	0.051	0.1	0.13	<	U	0.053	0.11	0.14	<	0.072	0.22	0.22	U	<	0.21	0.21	0.21	U	<	0.2	U	<	0.8	U
2-Amino-4,6-dinitrotoluene	0.06 J	1 / 27	**2020**	**in 2019, 2020**	<	UJ	0.031	0.1	0.15	<	U	0.032	0.11	0.16	<	0.056	0.13	0.22	U	<	0.12	0.12	0.21	U	<	0.2	UJ	<	0.8	U
2-Nitrotoluene	-	0 / 23			<	UJ	0.09	0.2	0.51	<	U	0.093	0.21	0.53	<	0.095	0.22	0.45	U	<	0.21	0.21	0.42	U	<	0.4	U	<	0.8	U
3-Nitrotoluene	-	0 / 23			<	UJ	0.058	0.2	0.51	<	U	0.06	0.21	0.53	<	0.093	0.22	0.45	U	<	0.21	0.21	0.42	U	<	0.4	U	<	0.8	U
4-Amino-2,6-dinitrotoluene	-	0 / 24			<	UJ	0.051	0.1	0.15	<	U	0.053	0.11	0.16	<	0.064	0.13	0.22	U	<	0.12	0.12	0.21	U	<	0.2	U	<	1.4	U
4-Nitrotoluene	-	0 / 23			<	UJ	0.09	0.2	0.51	<	U	0.093	0.21	0.53	<	0.22	0.45	1.1	U	<	0.41	0.42	1.0	U	<	1	U	<	0.8	U
HMX	3.5	24 / 27			0.79	J	0.029	0.1	0.15	1.1		0.038	0.11	0.16	0.52	0.097	0.22	0.45		0.64	0.21	0.21	0.42		0.41	0.4	J	0.88	0.8	J
MNX	0.37	2 / 15			<	UJ	0.037	0.1	0.51	<	U	0.03	0.11	0.53	<	0.4	0.4	2.2	U	<	0.37	0.37	2.1	U	<	2	U	<	0.8	U
Nitrobenzene	-	0 / 27			<	UJ	0.051	0.1	0.15	<	U	0.053	0.11	0.16	<	0.1	0.22	0.45	U	<	0.21	0.21	0.42	U	<	0.4	U	<	0.8	U
RDX	15	27 / 27			0.39	J	0.037	0.1	0.15	0.64		0.038	0.11	0.16	0.58	0.058	0.13	0.22		0.86	0.13	0.12	0.21		1.3	0.2		1.5	0.8	J
Tetryl	-	0 / 25			<	UJ	0.051	0.1	0.15	<	U	0.053	0.11	0.16	<	0.088	0.22	0.27	U	<	0.21	0.21	0.25	U	<	0.24	U	<	1.6	U

Notes:
< = less than reporting limit
µg/L = micrograms per liter
HMX = octahydro-1,3,5,7-tetranitro-1,3,5,7-tetrazocine
ID = identification number
J = estimated
LOQ = limit of quantification
MNX = mono-nitroso-RDX
NA = not analyzed
NRL = no reporting limit
Qual = qualifier
RDX = hexahydro-1,3,5-trinitro-1,3,5-triazine
RL = reporting limit
U = nondetect

TABLE E.1.3-23
CORNHUSKER ARMY AMMUNITION PLANT
WELL CA272-EXPLOSIVES

FIELD ID			CA272			CA272			CA272			CA272			CA272			CA272			CA272			CA272			CA272			CA272			CA272			CA272		
METHOD	Maximum	Detection	SW846 M8330			SW846 M8330			SW846 M8330			SW846 M8330			SW846 M8330			SW846 M8330			SW846 M8330			SW846 M8330			SW846 M8330			SW846 M8330			SW846 M8330			SW846 M8330		
COLLECT DATE	Detection	Frequency	2/29/2012			3/2/2011			3/10/2010			3/3/2009			3/5/2008			3/6/2007			3/8/2006			3/8/2005			3/9/2004			3/12/2003			3/13/2002			3/14/2001		
			Result	RL	Qual	Result	RL	Qual	Result	RL	Qual	Result	RL	Qual	Result	RL	Qual	Result	RL	Qual	Result	RL	Qual	Result	RL	Qual	Result	RL	Qual	Result	RL	Qual	Result	RL	Qual	Result	RL	Qual
EXPLOSIVES (µg/L)																																						
1,3,5-Trinitrobenzene	0.067 J	1 / 27	<	0.8	U	<	0.8	U	<	1	U	<	0.48	U	<	0.48	U	<	0.52	U	<	0.48	U	<	0.48	U	<	0.22	U	<	0.16	U	<	0.42	U	<	0.8	U
1,3-Dinitrobenzene	-	0 / 27	<	0.8	U	<	0.8	U	<	0.4	U	<	0.48	U	<	0.48	U	<	0.52	U	<	0.48	U	<	0.48	U	<	0.22	U	<	0.16	U	<	0.28	U	<	0.8	U
2,4,6-Trinitrotoluene	-	0 / 27	<	0.8	U	<	0.8	U	<	0.4	U	<	0.48	U	<	0.48	U	<	0.52	U	<	0.48	U	<	0.48	U	<	0.22	U	<	0.16	U	<	0.35	U	<	0.8	U
2,4-Dinitrotoluene	-	0 / 27	<	0.8	U	<	0.8	U	<	0.4	U	<	0.48	U	<	0.48	U	<	0.52	U	<	0.48	U	<	0.48	U	<	0.42	U	<	0.31	U	<	0.28	U	<	0.8	U
2,6-Dinitrotoluene	-	0 / 27	<	0.8	U	<	0.8	U	<	0.2	U	<	0.48	U	<	0.48	U	<	0.52	U	<	0.48	U	<	0.48	U	<	0.42	U	<	0.31	U	<	1.1	U	<	0.8	U
2-Amino-4,6-dinitrotoluene	0.06 J	1 / 27	<	0.8	U	<	0.8	U	0.06	0.2	J	<	0.48	U	<	0.48	U	<	0.52	U	<	0.48	U	<	0.48	U	<	0.42	U	<	0.31	U	<	0.44	U	<	0.8	U
2-Nitrotoluene	-	0 / 23	<	0.8	U	<	0.8	U	<	0.4	U	<	0.48	U	<	0.48	U	<	0.52	U	<	0.48	U	<	0.48	U	<	0.42	U	<	0.31	U	<	0.86	U	<	0.8	U
3-Nitrotoluene	-	0 / 23	<	0.8	U	<	0.8	U	<	0.4	U	<	0.48	U	<	0.48	U	<	0.52	U	<	0.48	U	<	0.48	U	<	0.42	U	<	0.31	U	<	0.54	U	<	0.8	U
4-Amino-2,6-dinitrotoluene	-	0 / 24	<	1.4	U	<	0.8	U	<	0.2	U	<	0.48	U	<	0.48	U	<	0.52	U	<	0.48	U	<	0.48	U	<	0.42	U	<	0.31	U	<	0.74	U	<	0.8	U
4-Nitrotoluene	-	0 / 23	<	0.8	U	<	0.8	U	<	1	U	<	0.48	U	<	0.48	U	<	0.52	U	<	0.48	U	<	0.48	U	<	0.68	U	<	0.5	U	<	1.8	U	<	0.8	U
HMX	3.5	24 / 27	1	0.8		1.1	0.8		1.7	0.4		2.2	0.48		2.4	0.48		2.3	0.52		2.6	0.48		3.4	0.48		3.5	0.53		2.6	0.39		2.3	1.2		<	1	U
MNX	0.37	2 / 15	<	0.8	U	<	0.8	U	<	2	U	<	0.48	U	<	0.48	U	<	0.52	U	<	0.48	U	0.29	0.48	J	0.37	0.22			NA			NA			NA		
Nitrobenzene	-	0 / 27	<	0.8	U	<	0.8	U	<	0.4	U	<	0.48	U	<	0.48	U	<	0.52	U	<	0.48	U	<	0.48	U	<	0.22	U	<	0.16	U	<	0.49	U	<	0.8	U
RDX	15	27 / 27	2	0.8	J	2.3	0.8		2.5	0.2		4.2	0.48		4.9	0.48		6.6	0.52		6.4	0.48		8.3	0.48		11	0.22		9.4	1.6		11	0.70		5.9	0.8	
Tetryl	-	0 / 25	<	0.8	U	<	0.8	U	<	0.24	U	<	0.48	U	<	0.48	U	<	0.52	U	<	0.48	U	<	0.48	U	<	0.42	U	<	0.31	U	<	1.2	U	<	0.8	U

Notes:
< = less than reporting limit
µg/L = micrograms per liter
HMX = octahydro-1,3,5,7-tetranitro-1,3,5,7-tetrazocine
ID = identification number
J = estimated
LOQ = limit of quantification
MNX = mono-nitroso-RDX
NA = not analyzed
NRL = no reporting limit
Qual = qualifier
RDX = hexahydro-1,3,5-trinitro-1,3,5-triazine
RL = reporting limit
U = nondetect

TABLE E.1.3-23
CORNHUSKER ARMY AMMUNITION PLANT
WELL CA272-EXPLOSIVES

FIELD ID			CA272			CA272			CA272			CA272			CA272			CA272			CA272			CA272			CA272		
METHOD	Maximum	Detection	SW846 M8330			SW846 M8330			UW51			UW51			UW51			UW33			UW33			UW32			UW32		
COLLECT DATE	Detection	Frequency	3/22/2000			3/17/1999			6/10/1998			10/1/1997			2/18/1997			7/15/1994			6/21/1994			10/6/1992			9/4/1992		
			Result	RL	Qual	Result	RL	Qual	Result	RL	Qual	Result	RL	Qual	Result	RL	Qual	Result	RL	Qual	Result	RL	Qual	Result	RL	Qual	Result	RL	Qual
EXPLOSIVES (µg/L)																													
1,3,5-Trinitrobenzene	0.067 J	1 / 27	<	0.8	U	<	0.8	U	<	1.00	U	<	0.125	U	<	0.125	U	<	0.425	U	<	0.425	U	<	0.449	U	<	0.449	U
1,3-Dinitrobenzene	-	0 / 27	<	0.8	U	<	0.8	U	<	0.500	U	<	0.989	U	<	0.989	U	<	0.549	U	<	0.549	U	<	0.611	U	<	0.611	U
2,4,6-Trinitrotoluene	-	0 / 27	<	1.5	U	<	0.8	U	<	0.500	U	<	0.29	U	<	0.29	U	<	0.451	U	<	0.451	U	<	0.635	U	<	0.635	U
2,4-Dinitrotoluene	-	0 / 27	<	1.1	U	<	0.8	U	<	0.500	U	<	0.233	U	<	0.233	U	<	0.26	U	<	0.26	U	<	0.064	U	<	0.064	U
2,6-Dinitrotoluene	-	0 / 27	<	1.1	U	<	0.8	U	<	0.500	U	<	1.00	U	<	0.2	U	<	0.26	U	<	0.26	U	<	0.074	U	<	0.074	U
2-Amino-4,6-dinitrotoluene	0.06 J	1 / 27	<	1	U	<	0.8	U	<	0.500	U	<	0.173	U	<	0.173	U	<	0.244	U	<	0.244	U	<	0.158	U	<	0.158	U
2-Nitrotoluene	-	0 / 23	<	1.1	U	<	0.8	U	<	1.00	U	<	0.319	U	<	0.319	U		NA			NA			NA			NA	
3-Nitrotoluene	-	0 / 23	<	1.1	U	<	0.8	U	<	1.00	U	<	0.514	U	<	0.514	U		NA			NA			NA			NA	
4-Amino-2,6-dinitrotoluene	-	0 / 24	<	1	U	<	0.8	U	<	1.00	U	<	0.309	U	<	0.309	U	<	0.704	U		NA			NA			NA	
4-Nitrotoluene	-	0 / 23	<	1.1	U	<	0.8	U	<	1.00	U	<	0.368	U	<	0.368	U		NA			NA			NA			NA	
HMX	3.5	24 / 27	1.7	0.8		1.39	0.8		3.44	0.500	J*	1.84	0.16		1.57	0.16		0.791	NRL		0.72	NRL		<	1.21	U	<	1.21	U
MNX	0.37	2 / 15		NA			NA			NA			NA			NA			NA			NA			NA			NA	
Nitrobenzene	-	0 / 27	<	0.8	U	<	0.8	U	<	0.500	U	<	0.231	U	<	0.231	U	<	0.817	U	<	0.817	U	<	0.645	U	<	0.645	U
RDX	15	27 / 27	4.3	0.8		3.28	0.8		4.38	1.00		5.77	0.558		6.29	0.558		15	NRL		13	NRL		7.41	NRL		6.95	NRL	
Tetryl	-	0 / 25	<	1.3	U	<	0.8	U	<	0.500	U	<	0.253	U	<	0.253	U	<	1.18	U	<	1.18	U		NA			NA	

Notes:
< = less than reporting limit
µg/L = micrograms per liter
HMX = octahydro-1,3,5,7-tetranitro-1,3,5,7-tetrazocine
ID = identification number
J = estimated
LOQ = limit of quantification
MNX = mono-nitroso-RDX
NA = not analyzed
NRL = no reporting limit
Qual = qualifier
RDX = hexahydro-1,3,5-trinitro-1,3,5-triazine
RL = reporting limit
U = nondetect

TABLE E.1.3-24
CORNHUSKER ARMY AMMUNITION PLANT
WELL CA273-EXPLOSIVES

FIELD ID			CA273	CA273	CA273					CA273					CA273					CA273					CA273					CA273					CA273				
METHOD	Maximum	Detection	SW846 M8330	SW846 M8330	SW846 M8330					SW846 M8330					SW846 M8330					SW846 M8330					SW846 M8330					SW846 M8330				
COLLECT DATE	Detection	Frequency	None	None	3/16/2018					3/27/2017					8/3/2016					8/10/2015					8/7/2014					3/5/2013				
					Result	Qual	DL	LOD	LOQ	Result	Qual	DL	LOD	LOQ	Result	DL	LOD	LOQ	Qual	Result	DL	LOD	LOQ	Qual	Result	LOQ	Qual	Result	RL	Qual										
EXPLOSIVES (µg/L)																																						
1,3,5-Trinitrobenzene	0.047 J	1 / 27			<	U	0.034	0.11	0.16	0.047	J	0.032	0.1	0.15	<	0.22	0.44	1.1	U	<	0.41	0.41.	1.0	U	<	1	U	<	0.8	U										
1,3-Dinitrobenzene	-	0 / 27			<	U	0.054	0.11	0.16	<	U	0.052	0.1	0.15	<	0.098	0.22	0.44	U	<	0.21	0.21	0.41	U	<	0.4	U	<	0.8	U										
2,4,6-Trinitrotoluene	-	0 / 27			<	U	0.054	0.11	0.16	<	U	0.052	0.1	0.15	<	0.08	0.22	0.44	U	<	0.21	0.21	0.41	U	<	0.4	U	<	0.8	U										
2,4-Dinitrotoluene	-	0 / 27			<	U	0.054	0.11	0.14	<	U	0.052	0.1	0.13	<	0.093	0.22	0.44	U	<	0.21	0.21	0.41	U	<	0.4	U	<	0.8	U										
2,6-Dinitrotoluene	-	0 / 27	**Abandoned**	**Not Sampled**	<	U	0.054	0.11	0.14	<	U	0.052	0.1	0.13	<	0.071	0.22	0.22	U	<	0.21	0.21	0.21	U	<	0.2	U	<	0.8	U										
2-Amino-4,6-dinitrotoluene	-	0 / 27	**2020**	**in 2019, 2020**	<	U	0.033	0.11	0.16	<	U	0.031	0.1	0.15	<	0.056	0.13	0.22	U	<	0.12	0.12	0.21	U	<	0.2	U	<	0.8	U										
2-Nitrotoluene	-	0 / 23			<	U	0.096	0.22	0.54	<	U	0.091	0.21	0.52	<	0.095	0.22	0.44	U	<	0.21	0.21	0.41	U	<	0.4	U	<	0.8	U										
3-Nitrotoluene	-	0 / 23			<	U	0.062	0.22	0.54	<	U	0.059	0.21	0.52	<	0.092	0.22	0.44	U	<	0.21	0.21	0.41	U	<	0.4	U	<	0.8	U										
4-Amino-2,6-dinitrotoluene	-	0 / 23			<	U	0.054	0.11	0.16	<	U	0.052	0.1	0.15	<	0.064	0.13	0.22	U	<	0.12	0.12	0.21	U	<	0.2	U	<	1.4	U										
4-Nitrotoluene	-	0 / 23			<	U	0.096	0.22	0.54	<	U	0.091	0.21	0.52	<	0.22	0.44	1.1	U	<	0.41	0.42	1.0	U	<	1	U	<	0.8	U										
HMX	0.073 J	1 / 27			<	U	0.03	0.11	0.16	0.073	J	0.037	0.1	0.15	<	0.097	0.22	0.44	U	<	0.21	0.21	0.41	U	<	0.4	U	<	0.8	U										
MNX	-	0 / 15			<	U	0.039	0.11	0.54	<	U	0.029	0.1	0.52	<	0.4	0.4	2.2	U	<	0.37	0.37	2.1	U	<	2	U	<	0.8	U										
Nitrobenzene	-	0 / 27			<	U	0.054	0.11	0.16	<	U	0.052	0.1	0.15	<	0.1	0.22	0.44	U	<	0.21	0.21	0.41	U	<	0.4	U	<	0.8	U										
RDX	-	0 / 27			<	U	0.039	0.11	0.16	<	U	0.037	0.1	0.15	<	0.058	0.13	0.22	U	<	0.12	0.12	0.21	U	<	0.2	U	<	0.8	U										
Tetryl	-	0 / 25			<	U	0.054	0.11	0.16	<	U	0.052	0.1	0.15	<	0.088	0.22	0.27	U	<	0.21	0.21	0.25	U	<	0.24	U	<	1.6	U										

Notes:
< = less than reporting limit
µg/L = micrograms per liter
HMX = octahydro-1,3,5,7-tetranitro-1,3,5,7-tetrazocine
ID = identification number
J = estimated
LOQ = limit of quantification
MNX = mono-nitroso-RDX
NA = not analyzed
NRL = no reporting limit
Qual = qualifier
RDX = hexahydro-1,3,5-trinitro-1,3,5-triazine
RL = reporting limit
U = nondetect

TABLE E.1.3-24
CORNHUSKER ARMY AMMUNITION PLANT
WELL CA273-EXPLOSIVES

FIELD ID			CA273			CA273			CA273			CA273			CA273			CA273			CA273			CA273			CA273			CA273			CA273		
METHOD	Maximum	Detection	SW846 M8330			SW846 M8330			SW846 M8330			SW846 M8330			SW846 M8330			SW846 M8330			SW846 M8330			SW846 M8330			SW846 M8330			SW846 M8330			SW846 M8330		
COLLECT DATE	Detection	Frequency	2/29/2012			3/2/2011			3/10/2010			3/3/2009			3/5/2008			3/8/2007			3/8/2006			3/8/2005			3/9/2004			3/12/2003			3/13/2002			3/14/2001		
			Result	RL	Qual	Result	RL	Qual	Result	RL	Qual	Result	RL	Qual	Result	RL	Qual	Result	RL	Qual	Result	RL	Qual	Result	RL	Qual	Result	RL	Qual	Result	RL	Qual	Result	RL	Qual	Result	RL	Qual
EXPLOSIVES (µg/L)																																				
1,3,5-Trinitrobenzene	0.047 J	1 / 27	<	0.8	U	<	0.8	U	<	1	U	<	0.48	U	<	0.48	U	<	0.5	U	<	0.48	U	<	0.48	U	<	0.16	U	<	0.22	U	<	0.34	U	<	0.8	U
1,3-Dinitrobenzene	-	0 / 27	<	0.8	U	<	0.8	U	<	0.4	U	<	0.48	U	<	0.48	U	<	0.5	U	<	0.48	U	<	0.48	U	<	0.16	U	<	0.22	U	<	0.22	U	<	0.8	U
2,4,6-Trinitrotoluene	-	0 / 27	<	0.8	U	<	0.8	U	<	0.4	U	<	0.48	U	<	0.48	U	<	0.5	U	<	0.48	U	<	0.48	U	<	0.16	U	<	0.22	U	<	0.28	U	<	0.8	U
2,4-Dinitrotoluene	-	0 / 27	<	0.8	U	<	0.8	U	<	0.4	U	<	0.48	U	<	0.48	U	<	0.5	U	<	0.48	U	<	0.48	U	<	0.31	U	<	0.42	U	<	0.22	U	<	0.8	U
2,6-Dinitrotoluene	-	0 / 27	<	0.8	U	<	0.8	U	<	0.2	U	<	0.48	U	<	0.48	U	<	0.5	U	<	0.48	U	<	0.48	U	<	0.31	U	<	0.42	U	<	0.87	U	<	0.8	U
2-Amino-4,6-dinitrotoluene	-	0 / 27	<	0.8	U	<	0.8	U	<	0.2	U	<	0.48	U	<	0.48	U	<	0.5	U	<	0.48	U	<	0.48	U	<	0.31	U	<	0.42	U	<	0.35	U	<	0.8	U
2-Nitrotoluene	-	0 / 23	<	0.8	U	<	0.8	U	<	0.4	U	<	0.48	U	<	0.48	U	<	0.5	U	<	0.48	U	<	0.48	U	<	0.31	U	<	0.42	U	<	0.69	U	<	0.8	U
3-Nitrotoluene	-	0 / 23	<	0.8	U	<	0.8	U	<	0.4	U	<	0.48	U	<	0.48	U	<	0.5	U	<	0.48	U	<	0.48	U	<	0.31	U	<	0.42	U	<	0.43	U	<	0.8	U
4-Amino-2,6-dinitrotoluene	-	0 / 23	<	1.4	U	<	0.8	U	<	0.2	U	<	0.48	U	<	0.48	U	<	0.5	U	<	0.48	U	<	0.48	U	<	0.31	U	<	0.42	U	<	0.59	U	<	0.8	U
4-Nitrotoluene	-	0 / 23	<	0.8	U	<	0.8	U	<	1	U	<	0.48	U	<	0.48	U	<	0.5	U	<	0.48	U	<	0.48	U	<	0.5	U	<	0.68	U	<	1.4	U	<	0.8	U
HMX	0.073 J	1 / 27	<	0.8	U	<	0.8	U	<	0.4	U	<	0.48	U	<	0.48	U	<	0.5	U	<	0.48	U	<	0.48	U	<	0.39	U	<	0.53	U	<	0.95	U	<	1	U
MNX	-	0 / 15	<	0.8	U	<	0.8	U	<	2	U	<	0.48	U	<	0.48	U	<	0.5	U	<	0.48	U	<	0.48	U	<	0.16	U		NA			NA			NA	
Nitrobenzene	-	0 / 27	<	0.8	U	<	0.8	U	<	0.4	U	<	0.48	U	<	0.48	U	<	0.5	U	<	0.48	U	<	0.48	U	<	0.16	U	<	0.22	U	<	0.39	U	<	0.8	U
RDX	-	0 / 27	<	0.8	U	<	0.8	U	<	0.2	U	<	0.48	U	<	0.48	U	<	0.5	U	<	0.48	U	<	0.48	U	<	0.16	U	<	0.22	U	<	0.56	U	<	0.8	U
Tetryl	-	0 / 25	<	0.8	U	<	0.8	U	<	0.24	U	<	0.48	U	<	0.48	U	<	0.5	U	<	0.48	U	<	0.48	U	<	0.31	U	<	0.42	U	<	0.92	U	<	0.8	U

Notes:
< = less than reporting limit
µg/L = micrograms per liter
HMX = octahydro-1,3,5,7-tetranitro-1,3,5,7-tetrazocine
ID = identification number
J = estimated
LOQ = limit of quantification
MNX = mono-nitroso-RDX
NA = not analyzed
NRL = no reporting limit
Qual = qualifier
RDX = hexahydro-1,3,5-trinitro-1,3,5-triazine
RL = reporting limit
U = nondetect

TABLE E.1.3-24
CORNHUSKER ARMY AMMUNITION PLANT
WELL CA273-EXPLOSIVES

FIELD ID			CA273			CA273			CA273			CA273			CA273			CA273			CA273			CA273			CA273		
METHOD	Maximum	Detection	SW846 M8330			SW846 M8330			UW51			UW51			UW51			UW33			UW33			UW32			UW32		
COLLECT DATE	Detection	Frequency	3/15/2000			3/17/1999			6/10/1998			10/1/1997			2/18/1997			7/15/1994			6/9/1994			10/6/1992			9/7/1992		
			Result	RL	Qual	Result	RL	Qual	Result	RL	Qual	Result	RL	Qual	Result	RL	Qual	Result	RL	Qual	Result	RL	Qual	Result	RL	Qual	Result	RL	Qual
EXPLOSIVES (µg/L)																													
1,3,5-Trinitrobenzene	0.047 J	1 / 27	<	0.8	U	<	0.8	U	<	1.00	U	<	0.125	U	<	0.125	U	<	0.425	U	<	0.425	U	<	0.449	U	<	0.449	U
1,3-Dinitrobenzene	-	0 / 27	<	0.8	U	<	0.8	U	<	0.500	U	<	0.989	U	<	0.989	U	<	0.549	U	<	0.549	U	<	0.611	U	<	0.611	U
2,4,6-Trinitrotoluene	-	0 / 27	<	1.5	U	<	0.8	U	<	0.500	U	<	0.29	U	<	0.29	U	<	0.451	U	<	0.451	U	<	0.635	U	<	0.635	U
2,4-Dinitrotoluene	-	0 / 27	<	1.1	U	<	0.8	U	<	0.500	U	<	0.233	U	<	0.233	U	<	0.26	U	<	0.26	U	<	0.064	U	<	0.064	U
2,6-Dinitrotoluene	-	0 / 27	<	1.1	U	<	0.8	U	<	0.500	U	<	0.2	U	<	0.2	U	<	0.26	U	<	0.26	U	<	0.074	U	<	0.074	U
2-Amino-4,6-dinitrotoluene	-	0 / 27	<	1	U	<	0.8	U	<	0.500	U	<	0.173	U	<	0.173	U	<	0.244	U	<	0.244	U	<	0.158	U	<	0.158	U
2-Nitrotoluene	-	0 / 23	<	1.1	U	<	0.8	U	<	1.00	U	<	0.319	U	<	0.319	U		NA			NA			NA			NA	
3-Nitrotoluene	-	0 / 23	<	1.1	U	<	0.8	U	<	1.00	U	<	0.514	U	<	0.514	U		NA			NA			NA			NA	
4-Amino-2,6-dinitrotoluene	-	0 / 23	<	1	U	<	0.8	U	<	1.00	U	<	0.309	U	<	0.309	U		NA			NA			NA			NA	
4-Nitrotoluene	-	0 / 23	<	1.1	U	<	0.8	U	<	1.00	U	<	0.368	U	<	0.368	U		NA			NA			NA			NA	
HMX	0.073 J	1 / 27	<	0.8	U	<	0.8	U	<	0.500	U	<	0.16	U	<	0.16	U	<	0.563	U	<	0.563	U	<	1.21	U	<	1.21	U
MNX	-	0 / 15		NA			NA			NA			NA			NA			NA			NA			NA			NA	
Nitrobenzene	-	0 / 27	<	0.8	U	<	0.8	U	<	0.500	U	<	0.231	U	<	0.231	U	<	0.817	U	<	0.817	U	<	0.645	U	<	0.645	U
RDX	-	0 / 27	<	0.8	U	<	0.8	U	<	1.00	U	<	0.558	U	<	0.558	U	<	0.412	U	<	0.412	U	<	1.17	U	<	1.17	U
Tetryl	-	0 / 25	<	1.3	U	<	0.8	U	<	0.500	U	<	0.253	U	<	0.253	U	<	1.18	U	<	1.18	U		NA			NA	

Notes:
< = less than reporting limit
µg/L = micrograms per liter
HMX = octahydro-1,3,5,7-tetranitro-1,3,5,7-tetrazocine
ID = identification number
J = estimated
LOQ = limit of quantification
MNX = mono-nitroso-RDX
NA = not analyzed
NRL = no reporting limit
Qual = qualifier
RDX = hexahydro-1,3,5-trinitro-1,3,5-triazine
RL = reporting limit
U = nondetect

TABLE E.1.3-25
CORNHUSKER ARMY AMMUNITION PLANT
WELL CA280-EXPLOSIVES

FIELD ID			CA280			CA280			CA280			CA280			CA280			CA280		
METHOD	Maximum	Detection	SW846 M8330			SW846 M8330			SW846 M8330			SW846 M8330			SW846 M8330			SW846 M8330		
COLLECT DATE	Detection	Frequency	None			None			None			3/9/2012			3/2/2011			3/8/2010		
			Result	RL	Qual	Result	RL	Qual	Result	RL	Qual	Result	RL	Qual	Result	RL	Qual	Result	RL	Qual
EXPLOSIVES (µg/L)																				
1,3,5-Trinitrobenzene	-	0 / 17										<	0.8	U	<	0.8	U	<	1	U
1,3-Dinitrobenzene	-	0 / 17										<	0.8	U	<	0.8	U	<	0.4	U
2,4,6-Trinitrotoluene	-	0 / 17										<	0.8	U	<	0.8	U	<	0.4	U
2,4-Dinitrotoluene	-	0 / 17										<	0.8	U	<	0.8	U	<	0.4	U
2,6-Dinitrotoluene	-	0 / 17	**Abandoned**			**Not Sampled**			**Not Sampled**			<	0.8	U	<	0.8	U	<	0.2	U
2-Amino-4,6-dinitrotoluene	-	0 / 17	**2020**			**in 2014 through 2020**			**in 2013**			<	0.8	U	<	0.8	U	<	0.2	U
2-Nitrotoluene	-	0 / 13										<	0.8	U	<	0.8	U	<	0.4	U
3-Nitrotoluene	-	0 / 13							**Well Dry**			<	0.8	U	<	0.8	U	<	0.4	U
4-Amino-2,6-dinitrotoluene	-	0 / 13										<	1.4	U	<	0.8	U	<	0.2	U
4-Nitrotoluene	-	0 / 13										<	0.8	U	<	0.8	U	<	1	U
HMX	-	0 / 17										<	0.8	U	<	0.8	U	<	0.4	U
MNX	-	0 / 7										<	0.8	U	<	0.8	U	<	2	U
Nitrobenzene	-	0 / 16										<	0.8	U	<	0.8	U	<	0.4	U
RDX	-	0 / 17										<	0.8	U	<	0.8	U	<	0.2	U
Tetryl	-	0 / 15										<	0.8	U	<	0.8	U	<	0.24	U

Notes:
< = less than reporting limit
µg/L = micrograms per liter
HMX = octahydro-1,3,5,7-tetranitro-1,3,5,7-tetrazocine
ID = identification number
J = estimated
LOQ = limit of quantification
MNX = mono-nitroso-RDX
NA = not analyzed
NRL = no reporting limit
Qual = qualifier
RDX = hexahydro-1,3,5-trinitro-1,3,5-triazine
RL = reporting limit
U = nondetect

TABLE E.1.3-25
CORNHUSKER ARMY AMMUNITION PLANT
WELL CA280-EXPLOSIVES

FIELD ID			CA280			CA280			CA280			CA280			CA280			CA280			CA280			CA280			CA280			CA280			CA280		
METHOD	Maximum	Detection	SW846 M8330			SW846 M8330			SW846 M8330			SW846 M8330			SW846 M8330			SW846 M8330			SW846 M8330			SW846 M8330			SW846 M8330			UW51			UW33		
COLLECT DATE	Detection	Frequency	3/3/2009			3/4/2008			3/6/2007			3/7/2006			None			3/11/2003			3/13/2002			3/13/2001			3/8/2000			3/18/1999			6/11/1998			7/12/1994		
			Result	RL	Qual	Result	RL	Qual	Result	RL	Qual	Result	RL	Qual	Result	RL	Qual	Result	RL	Qual	Result	RL	Qual	Result	RL	Qual	Result	RL	Qual	Result	RL	Qual	Result	RL	Qual	Result	RL	Qual
EXPLOSIVES (µg/L)																																					
1,3,5-Trinitrobenzene	-	0 / 17	<	0.48	U	<	0.48	U	<	0.50	U	<	0.48	U				<	0.21	U	<	0.32	U	<	0.8	U	<	0.8	U	<	0.8	U	<	1.00	U	<	0.425	U
1,3-Dinitrobenzene	-	0 / 17	<	0.48	U	<	0.48	U	<	0.50	U	<	0.48	U				<	0.21	U	<	0.21	U	<	0.8	U	<	0.8	U	<	0.8	U	<	0.500	U	<	0.549	U
2,4,6-Trinitrotoluene	-	0 / 17	<	0.48	U	<	0.48	U	<	0.50	U	<	0.48	U				<	0.21	U	<	0.27	U	<	0.8	U	<	1.5	U	<	0.8	U	<	0.500	U	<	0.451	U
2,4-Dinitrotoluene	-	0 / 17	<	0.48	U	<	0.48	U	<	0.50	U	<	0.48	U				<	0.4	U	<	0.21	U	<	0.8	U	<	1.1	U	<	0.8	U	<	0.500	U	<	0.26	U
2,6-Dinitrotoluene	-	0 / 17	<	0.48	U	<	0.48	U	<	0.50	U	<	0.48	U	**Not Sampled**			<	0.4	U	<	0.83	U	<	0.8	U	<	1.1	U	<	0.8	U	<	0.500	U	<	0.26	U
2-Amino-4,6-dinitrotoluene	-	0 / 17	<	0.48	U	<	0.48	U	<	0.50	U	<	0.48	U	**in 2004, 2005**			<	0.4	U	<	0.33	U	<	0.8	U	<	1	U	<	0.8	U	<	0.500	U	<	0.244	U
2-Nitrotoluene	-	0 / 13	<	0.48	U	<	0.48	U	<	0.50	U	<	0.48	U				<	0.4	U	<	0.65	U	<	0.8	U	<	1.1	U	<	0.8	U	<	1.00	U		NA	
3-Nitrotoluene	-	0 / 13	<	0.48	U	<	0.48	U	<	0.50	U	<	0.48	U	**Well Dry**			<	0.4	U	<	0.41	U	<	0.8	U	<	1.1	U	<	0.8	U	<	1.00	U		NA	
4-Amino-2,6-dinitrotoluene	-	0 / 13	<	0.48	U	<	0.48	U	<	0.50	U	<	0.48	U				<	0.4	U	<	0.56	U	<	0.8	U	<	1	U	<	0.8	U	<	1.00	U		NA	
4-Nitrotoluene	-	0 / 13	<	0.48	U	<	0.48	U	<	0.50	U	<	0.48	U				<	0.64	U	<	1.3	U	<	0.8	U	<	1.1	U	<	0.8	U	<	1.00	U		NA	
HMX	-	0 / 17	<	0.48	U	<	0.48	U	<	0.50	U	<	0.48	U				<	0.5	U	<	0.91	U	<	1	U	<	0.8	U	<	0.8	U	<	0.500	U	<	0.563	U
MNX	-	0 / 7	<	0.48	U	<	0.48	U	<	0.50	U	<	0.48	U					NA			NA			NA			NA			NA			NA			NA	
Nitrobenzene	-	0 / 16	<	0.48	U	<	0.48	U	<	0.50	U	<	0.48	U				<	0.21	U	<	0.37	U	<	0.8	U	<	0.8	U	<	0.8	U	<	0.500	U	<	0.817	U
RDX	-	0 / 17	<	0.48	U	<	0.48	U	<	0.50	U	<	0.48	U				<	0.21	U	<	0.53	U	<	0.8	U	<	0.8	U	<	0.8	U	<	1.00	U	<	0.412	U
Tetryl	-	0 / 15	<	0.48	U	<	0.48	U	<	0.50	U	<	0.48	U				<	0.4	U	<	0.88	U	<	0.8	U	<	1.3	U	<	0.8	U	<	0.500	U	<	1.18	U

Notes:
< = less than reporting limit
µg/L = micrograms per liter
HMX = octahydro-1,3,5,7-tetranitro-1,3,5,7-tetrazocine
ID = identification number
J = estimated
LOQ = limit of quantification
MNX = mono-nitroso-RDX
NA = not analyzed
NRL = no reporting limit
Qual = qualifier
RDX = hexahydro-1,3,5-trinitro-1,3,5-triazine
RL = reporting limit
U = nondetect

TABLE E.1.3-25
CORNHUSKER ARMY AMMUNITION PLANT
WELL CA280-EXPLOSIVES

FIELD ID			CA280			CA280			CA280		
METHOD	Maximum	Detection	UW33			UW32			UW32		
COLLECT DATE	Detection	Frequency	6/9/1994			10/6/1992			9/6/1992		
			Result	RL	Qual	Result	RL	Qual	Result	RL	Qual
EXPLOSIVES (µg/L)											
1,3,5-Trinitrobenzene	-	0 / 17	<	0.425	U	<	0.449	U	<	0.449	U
1,3-Dinitrobenzene	-	0 / 17	<	0.549	U	<	0.611	U	<	0.611	U
2,4,6-Trinitrotoluene	-	0 / 17	<	0.451	U	<	0.635	U	<	0.635	U
2,4-Dinitrotoluene	-	0 / 17	<	0.26	U	<	0.064	U	<	0.064	U
2,6-Dinitrotoluene	-	0 / 17	<	0.26	U	<	0.074	U	<	0.074	U
2-Amino-4,6-dinitrotoluene	-	0 / 17	<	0.244	U	<	0.158	U	<	0.158	U
2-Nitrotoluene	-	0 / 13		NA			NA			NA	
3-Nitrotoluene	-	0 / 13		NA			NA			NA	
4-Amino-2,6-dinitrotoluene	-	0 / 13		NA			NA			NA	
4-Nitrotoluene	-	0 / 13		NA			NA			NA	
HMX	-	0 / 17	<	0.563	U	<	1.21	U	<	1.21	U
MNX	-	0 / 7		NA			NA			NA	
Nitrobenzene	-	0 / 16	<	0.817	U	<	0.645	U		NA	
RDX	-	0 / 17	<	0.412	U	<	1.17	U	<	1.17	U
Tetryl	-	0 / 15	<	1.18	U		NA			NA	

Notes:
< = less than reporting limit
µg/L = micrograms per liter
HMX = octahydro-1,3,5,7-tetranitro-1,3,5,7-tetrazocine
ID = identification number
J = estimated
LOQ = limit of quantification
MNX = mono-nitroso-RDX
NA = not analyzed
NRL = no reporting limit
Qual = qualifier
RDX = hexahydro-1,3,5-trinitro-1,3,5-triazine
RL = reporting limit
U = nondetect

TABLE E.1.3-26
CORNHUSKER ARMY AMMUNITION PLANT
WELL CA281-EXPLOSIVES

FIELD ID			CA281			CA281			CA281			CA281			CA281			CA281		
METHOD	Maximum	Detection	SW846 M8330			SW846 M8330			SW846 M8330			SW846 M8330			SW846 M8330			SW846 M8330		
COLLECT DATE	Detection	Frequency	None			None			3/5/2013			2/27/2012			3/2/2011			3/8/2010		
			Result	RL	Qual	Result	RL	Qual	Result	RL	Qual	Result	RL	Qual	Result	RL	Qual	Result	RL	Qual
EXPLOSIVES (µg/L)																				
1,3,5-Trinitrobenzene	-	0 / 20							<	0.8	U	<	0.8	U	<	0.8	U	<	1	U
1,3-Dinitrobenzene	-	0 / 20							<	0.8	U	<	0.8	U	<	0.8	U	<	0.4	U
2,4,6-Trinitrotoluene	-	0 / 20							<	0.8	U	<	0.8	U	<	0.8	U	<	0.4	U
2,4-Dinitrotoluene	-	0 / 20							<	0.8	U	<	0.8	U	<	0.8	U	<	0.4	U
2,6-Dinitrotoluene	-	0 / 20	**Abandoned**			**Not Sampled**			<	0.8	U	<	0.8	U	<	0.8	U	<	0.2	U
2-Amino-4,6-dinitrotoluene	-	0 / 20	**2020**			**in 2014 through 2020**			<	0.8	U	<	0.8	U	<	0.8	U	<	0.2	U
2-Nitrotoluene	-	0 / 16							<	0.8	U	<	0.8	U	<	0.8	U	<	0.4	U
3-Nitrotoluene	-	0 / 16							<	0.8	U	<	0.8	U	<	0.8	U	<	0.4	U
4-Amino-2,6-dinitrotoluene	-	0 / 16							<	1.4	U	<	1.4	U	<	0.8	U	<	0.2	U
4-Nitrotoluene	-	0 / 16							<	0.8	U	<	0.8	U	<	0.8	U	<	1	U
HMX	-	0 / 20							<	0.8	U	<	0.8	U	<	0.8	U	<	0.4	U
MNX	-	0 / 10							<	0.8	U	<	0.8	U	<	0.8	U	<	2	U
Nitrobenzene	-	0 / 20							<	0.8	U	<	0.8	U	<	0.8	U	<	0.4	U
RDX	-	0 / 20							<	0.8	U	<	0.8	U	<	0.8	U	<	0.2	U
Tetryl	-	0 / 18							<	1.6	U	<	0.8	U	<	0.8	U	<	0.24	U

Notes:
< = less than reporting limit
µg/L = micrograms per liter
HMX = octahydro-1,3,5,7-tetranitro-1,3,5,7-tetrazocine
ID = identification number
J = estimated
LOQ = limit of quantification
MNX = mono-nitroso-RDX
NA = not analyzed
NRL = no reporting limit
Qual = qualifier
RDX = hexahydro-1,3,5-trinitro-1,3,5-triazine
RL = reporting limit
U = nondetect

TABLE E.1.3-26
CORNHUSKER ARMY AMMUNITION PLANT
WELL CA281-EXPLOSIVES

FIELD ID			CA281			CA281			CA281			CA281			CA281			CA281			CA281			CA281			CA281			CA281			CA281			CA281		
METHOD	Maximum	Detection	SW846 M8330			SW846 M8330			SW846 M8330			SW846 M8330			SW846 M8330			SW846 M8330			SW846 M8330			SW846 M8330			SW846 M8330			SW846 M8330			SW846 M8330			UW51		
COLLECT DATE	Detection	Frequency	3/3/2009			3/4/2008			3/6/2007			3/7/2006			3/8/2005			3/9/2004			3/11/2003			3/13/2002			3/13/2001			3/8/2000			3/18/1999			6/11/1998		
			Result	RL	Qual	Result	RL	Qual	Result	RL	Qual	Result	RL	Qual	Result	RL	Qual	Result	RL	Qual	Result	RL	Qual	Result	RL	Qual	Result	RL	Qual	Result	RL	Qual	Result	RL	Qual	Result	RL	Qual
EXPLOSIVES (µg/L)																																						
1,3,5-Trinitrobenzene	-	0 / 20	<	0.48	U	<	0.48	U	<	0.53	U	<	0.48	U	<	0.52	U	<	0.21	U	<	0.16	U	<	0.24	U	<	0.8	U	<	0.8	U	<	0.8	U	<	1.00	U
1,3-Dinitrobenzene	-	0 / 20	<	0.48	U	<	0.48	U	<	0.53	U	<	0.48	U	<	0.52	U	<	0.21	U	<	0.16	U	<	0.16	U	<	0.8	U	<	0.8	U	<	0.8	U	<	0.500	U
2,4,6-Trinitrotoluene	-	0 / 20	<	0.48	U	<	0.48	U	<	0.53	U	<	0.48	U	<	0.52	U	<	0.21	U	<	0.16	U	<	0.20	U	<	0.8	U	<	1.5	U	<	0.8	U	<	0.500	U
2,4-Dinitrotoluene	-	0 / 20	<	0.48	U	<	0.48	U	<	0.53	U	<	0.48	U	<	0.52	U	<	0.41	U	<	0.31	U	<	0.16	U	<	0.8	U	<	1.1	U	<	0.8	U	<	0.500	U
2,6-Dinitrotoluene	-	0 / 20	<	0.48	U	<	0.48	U	<	0.53	U	<	0.48	U	<	0.52	U	<	0.41	U	<	0.31	U	<	0.62	U	<	0.8	U	<	1.1	U	<	0.8	U	<	0.500	U
2-Amino-4,6-dinitrotoluene	-	0 / 20	<	0.48	U	<	0.48	U	<	0.53	U	<	0.48	U	<	0.52	U	<	0.41	U	<	0.31	U	<	0.25	U	<	0.8	U	<	1	U	<	0.8	U	<	0.500	U
2-Nitrotoluene	-	0 / 16	<	0.48	U	<	0.48	U	<	0.53	U	<	0.48	U	<	0.52	U	<	0.41	U	<	0.31	U	<	0.49	U	<	0.8	U	<	1.1	U	<	0.8	U	<	1.00	U
3-Nitrotoluene	-	0 / 16	<	0.48	U	<	0.48	U	<	0.53	U	<	0.48	U	<	0.52	U	<	0.41	U	<	0.31	U	<	0.31	U	<	0.8	U	<	1.1	U	<	0.8	U	<	1.00	U
4-Amino-2,6-dinitrotoluene	-	0 / 16	<	0.48	U	<	0.48	U	<	0.53	U	<	0.48	U	<	0.52	U	<	0.41	U	<	0.31	U	<	0.42	U	<	0.8	U	<	1	U	<	0.8	U	<	1.00	U
4-Nitrotoluene	-	0 / 16	<	0.48	U	<	0.48	U	<	0.53	U	<	0.48	U	<	0.52	U	<	0.67	U	<	0.5	U	<	1.0	U	<	0.8	U	<	1.1	U	<	0.8	U	<	1.00	U
HMX	-	0 / 20	<	0.48	U	<	0.48	U	<	0.53	U	<	0.48	U	<	0.52	U	<	0.52	U	<	0.39	U	<	0.68	U	<	1	U	<	0.8	U	<	0.8	U	<	0.500	U
MNX	-	0 / 10	<	0.48	U	<	0.48	U	<	0.53	U	<	0.48	U	<	0.52	U	<	0.21	U		NA			NA			NA			NA			NA			NA		
Nitrobenzene	-	0 / 20	<	0.48	U	<	0.48	U	<	0.53	U	<	0.48	U	<	0.52	U	<	0.21	U	<	0.16	U	<	0.28	U	<	0.8	U	<	0.8	U	<	0.8	U	<	0.500	U
RDX	-	0 / 20	<	0.48	U	<	0.48	U	<	0.53	U	<	0.48	U	<	0.52	U	<	0.21	U	<	0.16	U	<	0.40	U	<	0.8	U	<	0.8	U	<	0.8	U	<	1.00	U
Tetryl	-	0 / 18	<	0.48	U	<	0.48	U	<	0.53	U	<	0.48	U	<	0.52	U	<	0.41	U	<	0.31	U	<	0.66	U	<	0.8	U	<	1.3	U	<	0.8	U	<	0.500	U

Notes:
< = less than reporting limit
µg/L = micrograms per liter
HMX = octahydro-1,3,5,7-tetranitro-1,3,5,7-tetrazocine
ID = identification number
J = estimated
LOQ = limit of quantification
MNX = mono-nitroso-RDX
NA = not analyzed
NRL = no reporting limit
Qual = qualifier
RDX = hexahydro-1,3,5-trinitro-1,3,5-triazine
RL = reporting limit
U = nondetect

TABLE E.1.3-26
CORNHUSKER ARMY AMMUNITION PLANT
WELL CA281-EXPLOSIVES

FIELD ID			CA281			CA281			CA281			CA281		
METHOD	Maximum	Detection	UW33			UW33			UW32			UW32		
COLLECT DATE	Detection	Frequency	7/12/1994			6/9/1994			10/6/1992			9/6/1992		
			Result	RL	Qual	Result	RL	Qual	Result	RL	Qual	Result	RL	Qual
EXPLOSIVES (µg/L)														
1,3,5-Trinitrobenzene	-	0 / 20	<	0.425	U	<	0.425	U	<	0.449	U	<	0.449	U
1,3-Dinitrobenzene	-	0 / 20	<	0.549	U	<	0.549	U	<	0.611	U	<	0.611	U
2,4,6-Trinitrotoluene	-	0 / 20	<	0.451	U	<	0.451	U	<	0.635	U	<	0.635	U
2,4-Dinitrotoluene	-	0 / 20	<	0.26	U	<	0.26	U	<	0.064	U	<	0.064	U
2,6-Dinitrotoluene	-	0 / 20	<	0.26	U	<	0.26	U	<	0.074	U	<	0.074	U
2-Amino-4,6-dinitrotoluene	-	0 / 20	<	0.244	U	<	0.244	U	<	0.158	U	<	0.158	U
2-Nitrotoluene	-	0 / 16		NA			NA			NA			NA	
3-Nitrotoluene	-	0 / 16		NA			NA			NA			NA	
4-Amino-2,6-dinitrotoluene	-	0 / 16		NA			NA			NA			NA	
4-Nitrotoluene	-	0 / 16		NA			NA			NA			NA	
HMX	-	0 / 20	<	0.563	U	<	0.563	U	<	1.21	U	<	1.21	U
MNX	-	0 / 10		NA			NA			NA			NA	
Nitrobenzene	-	0 / 20	<	0.817	U	<	0.817	U	<	0.645	U	<	0.645	U
RDX	-	0 / 20	<	0.412	U	<	0.412	U	<	1.17	U	<	1.17	U
Tetryl	-	0 / 18	<	1.18	U	<	1.18	U		NA			NA	

Notes:
< = less than reporting limit
µg/L = micrograms per liter
HMX = octahydro-1,3,5,7-tetranitro-1,3,5,7-tetrazocine
ID = identification number
J = estimated
LOQ = limit of quantification
MNX = mono-nitroso-RDX
NA = not analyzed
NRL = no reporting limit
Qual = qualifier
RDX = hexahydro-1,3,5-trinitro-1,3,5-triazine
RL = reporting limit
U = nondetect

TABLE E.1.3-27
CORNHUSKER ARMY AMMUNITION PLANT
WELL CA282-EXPLOSIVES

FIELD ID			CA282			CA282			CA282			CA282			CA282			CA282			CA282			CA282			CA282			CA282			CA282			CA282		
METHOD	Maximum	Detection	SW846 M8330			SW846 M8330			SW846 M8330			SW846 M8330			SW846 M8330			SW846 M8330			SW846 M8330			SW846 M8330			SW846 M8330			SW846 M8330			SW846 M8330			SW846 M8330		
COLLECT DATE	Detection	Frequency	None			None			3/5/2013			2/27/2012			3/2/2011			3/8/2010			3/3/2009			3/4/2008			3/7/2007			3/7/2006			3/8/2005			3/9/2004		
			Result	RL	Qual	Result	RL	Qual	Result	RL	Qual	Result	RL	Qual	Result	RL	Qual	Result	RL	Qual	Result	RL	Qual	Result	RL	Qual	Result	RL	Qual	Result	RL	Qual	Result	RL	Qual	Result	RL	Qual
EXPLOSIVES (µg/L)																																						
1,3,5-Trinitrobenzene	-	0 / 20							<	0.8	U	<	0.8	U	<	0.8	U	<	1	U	<	0.48	U	<	0.48	U	<	0.52	U	<	0.48	U	<	0.52	U	<	0.26	U
1,3-Dinitrobenzene	-	0 / 20							<	0.8	U	<	0.8	U	<	0.8	U	<	0.4	U	<	0.48	U	<	0.48	U	<	0.52	U	<	0.48	U	<	0.52	U	<	0.26	U
2,4,6-Trinitrotoluene	-	0 / 20							<	0.8	U	<	0.8	U	<	0.8	U	<	0.4	U	<	0.48	U	<	0.48	U	<	0.52	U	<	0.48	U	<	0.52	U	<	0.26	U
2,4-Dinitrotoluene	-	0 / 20							<	0.8	U	<	0.8	U	<	0.8	U	<	0.4	U	<	0.48	U	<	0.48	U	<	0.52	U	<	0.48	U	<	0.52	U	<	0.51	U
2,6-Dinitrotoluene	-	0 / 20	**Abandoned**			**Not Sampled**			<	0.8	U	<	0.8	U	<	0.8	U	<	0.2	U	<	0.48	U	<	0.48	U	<	0.52	U	<	0.48	U	<	0.52	U	<	0.51	U
2-Amino-4,6-dinitrotoluene	-	0 / 20	**2020**			**in 2014 through 2020**			<	0.8	U	<	0.8	U	<	0.8	U	<	0.2	U	<	0.48	U	<	0.48	U	<	0.52	U	<	0.48	U	<	0.52	U	<	0.51	U
2-Nitrotoluene	-	0 / 16							<	0.8	U	<	0.8	U	<	0.8	U	<	0.4	U	<	0.48	U	<	0.48	U	<	0.52	U	<	0.48	U	<	0.52	U	<	0.51	U
3-Nitrotoluene	-	0 / 16							<	0.8	U	<	0.8	U	<	0.8	U	<	0.4	U	<	0.48	U	<	0.48	U	<	0.52	U	<	0.48	U	<	0.52	U	<	0.51	U
4-Amino-2,6-dinitrotoluene	-	0 / 16							<	1.4	U	<	1.4	U	<	0.8	U	<	0.2	U	<	0.48	U	<	0.48	U	<	0.52	U	<	0.48	U	<	0.52	U	<	0.51	U
4-Nitrotoluene	-	0 / 16							<	0.8	U	<	0.8	U	<	0.8	U	<	1	U	<	0.48	U	<	0.48	U	<	0.52	U	<	0.48	U	<	0.52	U	<	0.82	U
HMX	-	0 / 20							<	0.8	U	<	0.8	U	<	0.8	U	<	0.4	U	<	0.48	U	<	0.48	U	<	0.52	U	<	0.48	U	<	0.52	U	<	0.64	U
MNX	-	0 / 10							<	0.8	U	<	0.8	U	<	0.8	U	<	2	U	<	0.48	U	<	0.48	U	<	0.52	U	<	0.48	U	<	0.52	U	<	0.26	U
Nitrobenzene	-	0 / 19							<	0.8	U	<	0.8	U	<	0.8	U	<	0.4	U	<	0.48	U	<	0.48	U	<	0.52	U	<	0.48	U	<	0.52	U	<	0.26	U
RDX	0.23 J	2 / 20							<	0.8	U	<	0.8	U	<	0.8	U	<	0.2	U	<	0.48	U	<	0.48	U	<	0.52	U	<	0.48	U	<	0.52	U	0.23	0.26	J
Tetryl	-	0 / 18							<	1.6	U	<	0.8	U	<	0.8	U	<	0.24	U	<	0.48	U	<	0.48	U	<	0.52	U	<	0.48	U	<	0.52	U	<	0.51	U

Notes:
< = less than reporting limit
µg/L = micrograms per liter
HMX = octahydro-1,3,5,7-tetranitro-1,3,5,7-tetrazocine
ID = identification number
J = estimated
LOQ = limit of quantification
MNX = mono-nitroso-RDX
NA = not analyzed
NRL = no reporting limit
Qual = qualifier
RDX = hexahydro-1,3,5-trinitro-1,3,5-triazine
RL = reporting limit
U = nondetect

TABLE E.1.3-27
CORNHUSKER ARMY AMMUNITION PLANT
WELL CA282-EXPLOSIVES

FIELD ID			CA282			CA282			CA282			CA282			CA282			CA282			CA282			CA282			CA282			CA282		
METHOD	Maximum	Detection	SW846 M8330			SW846 M8330			SW846 M8330			SW846 M8330			SW846 M8330			UW51			UW33			UW33			UW32			UW32		
COLLECT DATE	Detection	Frequency	3/11/2003			3/13/2002			3/13/2001			3/8/2000			3/18/1999			6/11/1998			7/12/1994			6/9/1994			10/6/1992			9/6/1992		
			Result	RL	Qual	Result	RL	Qual	Result	RL	Qual	Result	RL	Qual	Result	RL	Qual	Result	RL	Qual	Result	RL	Qual	Result	RL	Qual	Result	RL	Qual	Result	RL	Qual
EXPLOSIVES (µg/L)																																
1,3,5-Trinitrobenzene	-	0 / 20	<	0.16	U	<	0.36	U	<	0.8	U	<	0.8	U	<	0.8	U	<	1.00	U	<	0.425	U	<	0.425	U	<	0.449	U	<	0.449	U
1,3-Dinitrobenzene	-	0 / 20	<	0.16	U	<	0.24	U	<	0.8	U	<	0.8	U	<	0.8	U	<	0.500	U	<	0.549	U	<	0.549	U	<	0.611	U	<	0.611	U
2,4,6-Trinitrotoluene	-	0 / 20	<	0.16	U	<	0.30	U	<	0.8	U	<	1.5	U	<	0.8	U	<	0.500	U	<	0.451	U	<	0.451	U	<	0.635	U	<	0.635	U
2,4-Dinitrotoluene	-	0 / 20	<	0.31	U	<	0.24	U	<	0.8	U	<	1.1	U	<	0.8	U	<	0.500	U	<	0.26	U	<	0.26	U	<	0.064	U	<	0.064	U
2,6-Dinitrotoluene	-	0 / 20	<	0.31	U	<	0.93	U	<	0.8	U	<	1.1	U	<	0.8	U	<	0.500	U	<	0.26	U	<	0.26	U	<	0.074	U	<	0.074	U
2-Amino-4,6-dinitrotoluene	-	0 / 20	<	0.31	U	<	0.38	U	<	0.8	U	<	1	U	<	0.8	U	<	0.500	U	<	0.244	U	<	0.244	U	<	0.158	U	<	0.158	U
2-Nitrotoluene	-	0 / 16	<	0.31	U	<	0.74	U	<	0.8	U	<	1.1	U	<	0.8	U	<	1.00	U		NA			NA			NA			NA		
3-Nitrotoluene	-	0 / 16	<	0.31	U	<	0.46	U	<	0.8	U	<	1.1	U	<	0.8	U	<	1.00	U		NA			NA			NA			NA		
4-Amino-2,6-dinitrotoluene	-	0 / 16	<	0.31	U	<	0.63	U	<	0.8	U	<	1	U	<	0.8	U	<	1.00	U		NA			NA			NA			NA		
4-Nitrotoluene	-	0 / 16	<	0.5	U	<	1.5	U	<	0.8	U	<	1.1	U	<	0.8	U	<	1.00	U		NA			NA			NA			NA		
HMX	-	0 / 20	<	0.39	U	<	1.0	U	<	1	U	<	0.8	U	<	0.8	U	<	0.500	U	<	0.563	U	<	0.563	U	<	1.21	U	<	1.21	U
MNX	-	0 / 10		NA			NA			NA			NA			NA			NA			NA			NA			NA			NA	
Nitrobenzene	-	0 / 19	<	0.16	U	<	0.42	U	<	0.8	U	<	0.8	U	<	0.8	U	<	0.500	U	<	0.817	U	<	0.817	U	<	0.645	U		NA		
RDX	0.23 J	2 / 20	0.14	0.16	J	<	0.60	U	<	0.8	U	<	0.8	U	<	0.8	U	<	1.00	U	<	0.412	U	<	0.412	U	<	1.17	U	<	1.17	U
Tetryl	-	0 / 18	<	0.31	U	<	0.99	U	<	0.8	U	<	1.3	U	<	0.8	U	<	0.500	U	<	1.18	U	<	1.18	U		NA			NA		

Notes:
< = less than reporting limit
µg/L = micrograms per liter
HMX = octahydro-1,3,5,7-tetranitro-1,3,5,7-tetrazocine
ID = identification number
J = estimated
LOQ = limit of quantification
MNX = mono-nitroso-RDX
NA = not analyzed
NRL = no reporting limit
Qual = qualifier
RDX = hexahydro-1,3,5-trinitro-1,3,5-triazine
RL = reporting limit
U = nondetect

TABLE E.1.3-28
CORNHUSKER ARMY AMMUNITION PLANT
WELL CA290R-EXPLOSIVES

FIELD ID			CA290R	CA290R	CA290R						CA290R						CA290R						CA290R						CA290R			CA290R		
METHOD	Maximum	Detection	SW846 M8330	SW846 M8330	SW846 M8330						SW846 M8330						SW846 M8330						SW846 M8330						SW846 M8330			SW846 M8330		
COLLECT DATE	Detection	Frequency	None	None	3/16/2018						3/27/2017						8/3/2016						8/6/2015						8/8/2014			3/4/2013		
					Result	Qual	DL	LOD	LOQ	Result	Qual	DL	LOD	LOQ	Result	DL	LOD	LOQ	Qual	Result	DL	LOD	LOQ	Qual	Result	LOQ	Qual	Result	RL	Qual
EXPLOSIVES (µg/L)																																		
1,3,5-Trinitrobenzene	-	0 / 27			<	U	0.032	0.1	0.15	<	UJ	0.032	0.1	0.16	<	0.22	0.43	1.1	U	<	0.43	0.43	1.1	U	<	1	U	<	0.8	U
1,3-Dinitrobenzene	-	0 / 27			<	U	0.051	0.1	0.15	<	UJ	0.052	0.1	0.16	<	0.096	0.22	0.43	U	<	0.21	0.21	0.43	U	<	0.4	U	<	0.8	U
2,4,6-Trinitrotoluene	-	0 / 27			<	U	0.051	0.1	0.15	<	UJ	0.052	0.1	0.16	<	0.078	0.22	0.43	U	<	0.21	0.21	0.43	U	<	0.4	U	<	0.8	U
2,4-Dinitrotoluene	-	0 / 27			<	U	0.051	0.1	0.13	<	UJ	0.052	0.1	0.14	<	0.09	0.22	0.43	U	<	0.21	0.21	0.43	U	<	0.4	U	<	0.8	U
2,6-Dinitrotoluene	-	0 / 27	**Abandoned**	**Not Sampled**	<	U	0.051	0.1	0.13	<	UJ	0.052	0.1	0.14	<	0.069	0.22	0.22	U	<	0.21	0.21	0.21	U	<	0.2	U	<	0.8	U
2-Amino-4,6-dinitrotoluene	-	0 / 27	**2020**	**in 2019, 2020**	<	U	0.03	0.1	0.15	<	UJ	0.031	0.1	0.16	<	0.055	0.13	0.22	U	<	0.13	0.13	0.21	U	<	0.2	U	<	0.8	U
2-Nitrotoluene	-	0 / 23			<	U	0.089	0.2	0.51	<	UJ	0.092	0.21	0.52	<	0.092	0.22	0.43	U	<	0.21	0.21	0.43	U	<	0.4	U	<	0.8	U
3-Nitrotoluene	-	0 / 23			<	U	0.058	0.2	0.51	<	UJ	0.059	0.21	0.52	<	0.09	0.22	0.43	U	<	0.21	0.21	0.43	U	<	0.4	U	<	0.8	U
4-Amino-2,6-dinitrotoluene	-	0 / 23			<	U	0.051	0.1	0.15	<	UJ	0.052	0.1	0.16	<	0.062	0.13	0.22	U	<	0.13	0.13	0.21	U	<	0.2	U	<	1.4	U
4-Nitrotoluene	-	0 / 23			<	U	0.089	0.2	0.51	<	UJ	0.092	0.21	0.52	<	0.22	0.43	1.1	U	<	0.43	0.21	1.1	U	<	1	U	<	0.8	U
HMX	-	0 / 27			<	U	0.028	0.1	0.15	<	UJ	0.037	0.1	0.16	<	0.094	0.22	0.43	U	<	0.21	0.21	0.43	U	<	0.4	U	<	0.8	U
MNX	-	0 / 15			<	U	0.037	0.1	0.51	<	UJ	0.029	0.1	0.52	<	0.39	0.39	2.2	U	<	0.38	0.38	2.1	U	<	2	U	<	0.8	U
Nitrobenzene	-	0 / 27			<	U	0.051	0.1	0.15	<	UJ	0.052	0.1	0.16	<	0.098	0.22	0.43	U	<	0.21	0.21	0.43	U	<	0.4	U	<	0.8	U
RDX	0.22	1 / 27			<	U	0.037	0.1	0.15	<	UJ	0.037	0.1	0.16	<	0.056	0.13	0.22	U	<	0.13	0.13	0.21	U	<	0.2	U	<	0.8	U
Tetryl	-	0 / 25			<	U	0.051	0.1	0.15	<	UJ	0.052	0.1	0.16	<	0.085	0.22	0.26	U	<	0.21	0.21	0.26	U	<	0.24	U	<	1.6	U

Notes:
*CA290 was abandoned and replaced by CA290R in 2004.

< = less than reporting limit
µg/L = micrograms per liter
HMX = octahydro-1,3,5,7-tetranitro-1,3,5,7-tetrazocine
ID = identification number
J = estimated
LOQ = limit of quantification
MNX = mono-nitroso-RDX
NA = not analyzed
NRL = no reporting limit
Qual = qualifier
RDX = hexahydro-1,3,5-trinitro-1,3,5-triazine
RL = reporting limit
U = nondetect

TABLE E.1.3-28
CORNHUSKER ARMY AMMUNITION PLANT
WELL CA290R-EXPLOSIVES

FIELD ID			CA290R			CA290R			CA290R			CA290R			CA290R			CA290R			CA290R			CA290R			CA290			CA290			CA290			CA290		
METHOD	Maximum	Detection	SW846 M8330			SW846 M8330			SW846 M8330			SW846 M8330			SW846 M8330			SW846 M8330			SW846 M8330			SW846 M8330			SW846 M8330			SW846 M8330			SW846 M8330			SW846 M8330		
COLLECT DATE	Detection	Frequency	2/28/2012			3/1/2011			3/8/2010			3/2/2009			3/3/2008			3/5/2007			3/7/2006			3/7/2005			3/9/2004			3/11/2003			3/12/2002			3/14/2001		
			Result	RL	Qual	Result	RL	Qual	Result	RL	Qual	Result	RL	Qual	Result	RL	Qual	Result	RL	Qual	Result	RL	Qual	Result	RL	Qual	Result	RL	Qual	Result	RL	Qual	Result	RL	Qual	Result	RL	Qual
EXPLOSIVES (µg/L)																																						
1,3,5-Trinitrobenzene	-	0 / 27	<	0.8	U	<	0.8	U	<	1.1	U	<	0.48	U	<	0.47	U	<	0.48	U	<	0.48	U	<	0.51	U	<	0.25	U	<	0.19	U	<	0.41	U	<	0.8	U
1,3-Dinitrobenzene	-	0 / 27	<	0.8	U	<	0.8	U	<	0.43	U	<	0.48	U	<	0.47	U	<	0.48	U	<	0.48	U	<	0.51	U	<	0.25	U	<	0.19	U	<	0.27	U	<	0.8	U
2,4,6-Trinitrotoluene	-	0 / 27	<	0.8	U	<	0.8	U	<	0.43	U	<	0.48	U	<	0.47	U	<	0.48	U	<	0.48	U	<	0.51	U	<	0.25	U	<	0.19	U	<	0.34	U	<	0.8	U
2,4-Dinitrotoluene	-	0 / 27	<	0.8	U	<	0.8	U	<	0.43	U	<	0.48	U	<	0.47	U	<	0.48	U	<	0.48	U	<	0.51	U	<	0.49	U	<	0.38	U	<	0.27	U	<	0.8	U
2,6-Dinitrotoluene	-	0 / 27	<	0.8	U	<	0.8	U	<	0.22	U	<	0.48	U	<	0.47	U	<	0.48	U	<	0.48	U	<	0.51	U	<	0.49	U	<	0.38	U	<	1.1	U	<	0.8	U
2-Amino-4,6-dinitrotoluene	-	0 / 27	<	0.8	U	<	0.8	U	<	0.22	U	<	0.48	U	<	0.47	U	<	0.48	U	<	0.48	U	<	0.51	U	<	0.49	U	<	0.38	U	<	0.43	U	<	0.8	U
2-Nitrotoluene	-	0 / 23	<	0.8	U	<	0.8	U	<	0.43	U	<	0.48	U	<	0.47	U	<	0.48	U	<	0.48	U	<	0.51	U	<	0.49	U	<	0.38	U	<	0.83	U	<	0.8	U
3-Nitrotoluene	-	0 / 23	<	0.8	U	<	0.8	U	<	0.43	U	<	0.48	U	<	0.47	U	<	0.48	U	<	0.48	U	<	0.51	U	<	0.49	U	<	0.38	U	<	0.53	U	<	0.8	U
4-Amino-2,6-dinitrotoluene	-	0 / 23	<	1.4	U	<	0.8	U	<	0.22	U	<	0.48	U	<	0.47	U	<	0.48	U	<	0.48	U	<	0.51	U	<	0.49	U	<	0.38	U	<	0.71	U	<	0.8	U
4-Nitrotoluene	-	0 / 23	<	0.8	U	<	0.8	U	<	1.1	U	<	0.48	U	<	0.47	U	<	0.48	U	<	0.48	U	<	0.51	U	<	0.78	U	<	0.61	U	<	1.7	U	<	0.8	U
HMX	-	0 / 27	<	0.8	U	<	0.8	U	<	0.43	U	<	0.48	U	<	0.47	U	<	0.48	U	<	0.48	U	<	0.51	U	<	0.61	U	<	0.47	U	<	1.2	U	<	1	U
MNX	-	0 / 15	<	0.8	U	<	0.8	U	<	2.2	U	<	0.48	U	<	0.47	U	<	0.48	U	<	0.48	U	<	0.51	U	<	0.25	U		NA			NA			NA		
Nitrobenzene	-	0 / 27	<	0.8	U	<	0.8	U	<	0.43	U	<	0.48	U	<	0.47	U	<	0.48	U	<	0.48	U	<	0.51	U	<	0.25	U	<	0.19	U	<	0.48	U	<	0.8	U
RDX	0.22	1 / 27	<	0.8	U	<	0.8	U	<	0.22	U	<	0.48	U	<	0.47	U	<	0.48	U	<	0.48	U	<	0.51	U	<	0.25	U	0.22	0.19		<	0.68	U	<	0.8	U
Tetryl	-	0 / 25	<	0.8	U	<	0.8	U	<	0.26	U	<	0.48	U	<	0.47	U	<	0.48	U	<	0.48	U	<	0.51	U	<	0.49	U	<	0.38	U	<	1.1	U	<	0.8	U

Notes:
*CA290 was abandoned and replaced by CA290R in 2004.

< = less than reporting limit
µg/L = micrograms per liter
HMX = octahydro-1,3,5,7-tetranitro-1,3,5,7-tetrazocine
ID = identification number
J = estimated
LOQ = limit of quantification
MNX = mono-nitroso-RDX
NA = not analyzed
NRL = no reporting limit
Qual = qualifier
RDX = hexahydro-1,3,5-trinitro-1,3,5-triazine
RL = reporting limit
U = nondetect

TABLE E.1.3-28
CORNHUSKER ARMY AMMUNITION PLANT
WELL CA290R-EXPLOSIVES

FIELD ID			CA290			CA290			CA290			CA290			CA290			CA290			CA290			CA290			CA290		
METHOD	Maximum	Detection	SW846 M8330			SW846 M8330			UW51			UW51			UW51			UW33			UW33			UW32			UW32		
COLLECT DATE	Detection	Frequency	3/8/2000			3/17/1999			6/10/1998			8/30/1997			2/19/1997			7/12/1994			6/8/1994			10/5/1992			9/6/1992		
			Result	RL	Qual	Result	RL	Qual	Result	RL	Qual	Result	RL	Qual	Result	RL	Qual	Result	RL	Qual	Result	RL	Qual	Result	RL	Qual	Result	RL	Qual
EXPLOSIVES (µg/L)																													
1,3,5-Trinitrobenzene	-	0 / 27	<	0.8	U	<	0.8	U	<	1.00	U	<	0.125	U	<	0.125	U	<	0.425	U	<	0.425	U	<	0.449	U	<	0.449	U
1,3-Dinitrobenzene	-	0 / 27	<	0.8	U	<	0.8	U	<	0.500	U	<	0.989	U	<	0.989	U	<	0.549	U	<	0.549	U	<	0.611	U	<	0.611	U
2,4,6-Trinitrotoluene	-	0 / 27	<	1.5	U	<	0.8	U	<	0.500	U	<	0.29	U	<	0.29	U	<	0.451	U	<	0.451	U	<	0.635	U	<	0.635	U
2,4-Dinitrotoluene	-	0 / 27	<	1.1	U	<	0.8	U	<	0.500	U	<	0.233	U	<	0.233	U	<	0.26	U	<	0.26	U	<	0.064	U	<	0.064	U
2,6-Dinitrotoluene	-	0 / 27	<	1.1	U	<	0.8	U	<	0.500	U	<	0.2	U	<	0.2	U	<	0.26	U	<	0.26	U	<	0.074	U	<	0.074	U
2-Amino-4,6-dinitrotoluene	-	0 / 27	<	1	U	<	0.8	U	<	0.500	U	<	0.173	U	<	0.173	U	<	0.244	U	<	0.244	U	<	0.158	U	<	0.158	U
2-Nitrotoluene	-	0 / 23	<	1.1	U	<	0.8	U	<	1.00	U	<	0.319	U	<	0.319	U	<	NA			NA			NA			NA	
3-Nitrotoluene	-	0 / 23	<	1.1	U	<	0.8	U	<	1.00	U	<	0.514	U	<	0.514	U	<	NA			NA			NA			NA	
4-Amino-2,6-dinitrotoluene	-	0 / 23	<	1	U	<	0.8	U	<	1.00	U	<	0.309	U	<	0.309	U	<	NA			NA			NA			NA	
4-Nitrotoluene	-	0 / 23	<	1.1	U	<	0.8	U	<	1.00	U	<	0.368	U	<	0.368	U	<	NA			NA			NA			NA	
HMX	-	0 / 27	<	0.8	U	<	0.8	U	<	0.500	U	<	0.16	U	<	0.16	U	<	0.563	U	<	0.563	U	<	1.21	U	<	1.21	U
MNX	-	0 / 15		NA			NA			NA			NA			NA			NA			NA			NA			NA	
Nitrobenzene	-	0 / 27	<	0.8	U	<	0.8	U	<	0.500	U	<	0.231	U	<	0.231	U	<	0.817	U	<	0.817	U	<	0.645	U	<	0.645	U
RDX	0.22	1 / 27	<	0.8	U	<	0.8	U	<	1.00	U	<	0.558	U	<	0.558	U	<	0.412	U	<	0.412	U	<	1.17	U	<	1.17	U
Tetryl	-	0 / 25	<	1.3	U	<	0.8	U	<	0.500	U	<	0.253	U	<	0.253	U	<	1.18	U	<	1.18	U		NA			NA	

Notes:
*CA290 was abandoned and replaced by CA290R in 2004.

< = less than reporting limit
µg/L = micrograms per liter
HMX = octahydro-1,3,5,7-tetranitro-1,3,5,7-tetrazocine
ID = identification number
J = estimated
LOQ = limit of quantification
MNX = mono-nitroso-RDX
NA = not analyzed
NRL = no reporting limit
Qual = qualifier
RDX = hexahydro-1,3,5-trinitro-1,3,5-triazine
RL = reporting limit
U = nondetect

TABLE E.1.3-29
CORNHUSKER ARMY AMMUNITION PLANT
WELL CA291R-EXPLOSIVES

FIELD ID			CA291R	CA291R	CA291R						CA291R						CA291R						CA291R						CA291R						CA291R					
METHOD	Maximum	Detection	SW846 M8330	SW846 M8330	SW846 M8330						SW846 M8330						SW846 M8330						SW846 M8330						SW846 M8330						SW846 M8330					
COLLECT DATE	Detection	Frequency	None	None	3/16/2018						3/25/2017						8/3/2016						8/6/2015						8/8/2014						3/4/2013					
					Result	Qual	DL	LOD	LOQ	Result	Qual	DL	LOD	LOQ	Result	DL	LOD	LOQ	Qual	Result	Qual	DL	LOD	LOQ	Result	LOQ	Qual	Result	RL	Qual												
EXPLOSIVES (µg/L)																																								
1,3,5-Trinitrobenzene	-	0 / 27			<	UJ	0.033	0.11	0.16	<	U	0.032	0.1	0.16	<	0.22	0.44	1.1	U	<	U	0.43	0.43	1.1	<	0.99	U	<	0.8	U												
1,3-Dinitrobenzene	-	0 / 27			<	UJ	0.053	0.11	0.16	<	U	0.052	0.1	0.16	<	0.097	0.22	0.44	U	<	U	0.21	0.21	0.43	<	0.4	U	<	0.8	U												
2,4,6-Trinitrotoluene	-	0 / 27			<	UJ	0.053	0.11	0.16	<	U	0.052	0.1	0.16	<	0.079	0.22	0.44	U	<	U	0.21	0.21	0.43	<	0.4	U	<	0.8	U												
2,4-Dinitrotoluene	-	0 / 27			<	UJ	0.053	0.11	0.14	<	U	0.052	0.1	0.14	<	0.091	0.22	0.44	U	<	U	0.21	0.21	0.43	<	0.4	U	<	0.8	U												
2,6-Dinitrotoluene	-	0 / 27	**Abandoned**	**Not Sampled**	<	UJ	0.053	0.11	0.14	<	U	0.052	0.1	0.14	<	0.07	0.22	0.22	U	<	U	0.21	0.21	0.21	<	0.2	U	<	0.8	U												
2-Amino-4,6-dinitrotoluene	-	0 / 27	**2020**	**in 2019, 2020**	<	UJ	0.032	0.11	0.16	<	U	0.031	0.1	0.16	<	0.055	0.13	0.22	U	<	U	0.13	0.13	0.21	<	0.2	UJ	<	0.8	U												
2-Nitrotoluene	-	0 / 23			<	UJ	0.093	0.21	0.53	<	U	0.091	0.21	0.52	<	0.093	0.22	0.44	U	<	U	0.21	0.21	0.43	<	0.4	U	<	0.8	U												
3-Nitrotoluene	-	0 / 23			<	UJ	0.06	0.21	0.53	<	U	0.059	0.21	0.52	<	0.091	0.22	0.44	U	<	U	0.21	0.21	0.43	<	0.4	U	<	0.8	U												
4-Amino-2,6-dinitrotoluene	-	0 / 23			<	UJ	0.053	0.11	0.16	<	U	0.052	0.1	0.16	<	0.063	0.13	0.22	U	<	U	0.13	0.13	0.21	<	0.2	U	<	1.4	U												
4-Nitrotoluene	-	0 / 23			<	UJ	0.093	0.21	0.53	<	U	0.091	0.21	0.52	<	0.22	0.44	1.1	U	<	U	0.43	0.21	1.1	<	0.99	U	<	0.8	U												
HMX	0.76 J	4 / 27			<	UJ	0.029	0.11	0.16	<	U	0.037	0.1	0.16	<	0.095	0.22	0.44	U	<	U	0.21	0.13	0.43	<	0.4	U	0.52	0.8	J												
MNX	-	0 / 15			<	UJ	0.038	0.11	0.53	<	U	0.029	0.1	0.52	<	0.39	0.39	2.2	U	<	U	0.38	0.38	2.1	<	2	U	<	0.8	U												
Nitrobenzene	-	0 / 27			<	UJ	0.053	0.11	0.16	<	U	0.052	0.1	0.16	<	0.099	0.22	0.44	U	<	U	0.21	0.21	0.43	<	0.4	U	<	0.8	U												
RDX	2.1 J	8 / 27			<	UJ	0.038	0.11	0.16	<	U	0.037	0.1	0.16	<	0.057	0.13	0.22	U	0.33		0.13	0.13	0.21	0.29	0.2		1.1	0.8	J												
Tetryl	-	0 / 25			<	UJ	0.053	0.11	0.16	<	U	0.052	0.1	0.16	<	0.086	0.22	0.26	U	<	U	0.21	0.21	0.26	<	0.24	U	<	1.6	U												

Notes:
*CA291 was abandoned and replaced by CA291R in 2004.

< = less than reporting limit
µg/L = micrograms per liter
HMX = octahydro-1,3,5,7-tetranitro-1,3,5,7-tetrazocine
ID = identification number
J = estimated
LOQ = limit of quantification
MNX = mono-nitroso-RDX
NA = not analyzed
NRL = no reporting limit
Qual = qualifier
RDX = hexahydro-1,3,5-trinitro-1,3,5-triazine
RL = reporting limit
U = nondetect

TABLE E.1.3-29
CORNHUSKER ARMY AMMUNITION PLANT
WELL CA291R-EXPLOSIVES

FIELD ID			CA291R			CA291R			CA291R			CA291R			CA291R			CA291R			CA291R			CA291R			CA291R			CA291			CA291			CA291		
METHOD	Maximum	Detection	SW846 M8330			SW846 M8330			SW846 M8330			SW846 M8330			SW846 M8330			SW846 M8330			SW846 M8330			SW846 M8330			SW846 M8330			SW846 M8330			SW846 M8330			SW846 M8330		
COLLECT DATE	Detection	Frequency	2/28/2012			4/12/2011			3/8/2010			3/2/2009			3/3/2008			3/5/2007			3/7/2006			3/8/2005			3/9/2004			3/11/2003			3/12/2002			3/14/2001		
			Result	RL	Qual	Result	RL	Qual	Result	RL	Qual	Result	RL	Qual	Result	RL	Qual	Result	RL	Qual	Result	RL	Qual	Result	RL	Qual	Result	RL	Qual	Result	RL	Qual	Result	RL	Qual	Result	RL	Qual
EXPLOSIVES (µg/L)																																						
1,3,5-Trinitrobenzene	-	0 / 27	<	0.8	U	<	0.8	U	<	1.1	U	<	0.49	U	<	0.49	U	<	0.48	U	<	0.48	U	<	0.51	U	<	0.28	U	<	0.26	U	<	0.37	U	<	0.8	U
1,3-Dinitrobenzene	-	0 / 27	<	0.8	U	<	0.8	U	<	0.42	U	<	0.49	U	<	0.49	U	<	0.48	U	<	0.48	U	<	0.51	U	<	0.28	U	<	0.26	U	<	0.25	U	<	0.8	U
2,4,6-Trinitrotoluene	-	0 / 27	<	0.8	U	<	0.8	U	<	0.42	U	<	0.49	U	<	0.49	U	<	0.48	U	<	0.48	U	<	0.51	U	<	0.28	U	<	0.26	U	<	0.31	U	<	0.8	U
2,4-Dinitrotoluene	-	0 / 27	<	0.8	U	<	0.8	U	<	0.42	U	<	0.49	U	<	0.49	U	<	0.48	U	<	0.48	U	<	0.51	U	<	0.55	U	<	0.51	U	<	0.25	U	<	0.8	U
2,6-Dinitrotoluene	-	0 / 27	<	0.8	U	<	0.8	U	<	0.21	U	<	0.49	U	<	0.49	U	<	0.48	U	<	0.48	U	<	0.51	U	<	0.55	U	<	0.51	U	<	0.96	U	<	0.8	U
2-Amino-4,6-dinitrotoluene	-	0 / 27	<	0.8	U	<	0.8	U	<	0.21	U	<	0.49	U	<	0.49	U	<	0.48	U	<	0.48	U	<	0.51	U	<	0.55	U	<	0.51	U	<	0.39	U	<	0.8	U
2-Nitrotoluene	-	0 / 23	<	0.8	U	<	0.8	U	<	0.42	U	<	0.49	U	<	0.49	U	<	0.48	U	<	0.48	U	<	0.51	U	<	0.55	U	<	0.51	U	<	0.76	U	<	0.8	U
3-Nitrotoluene	-	0 / 23	<	0.8	U	<	0.8	U	<	0.42	U	<	0.49	U	<	0.49	U	<	0.48	U	<	0.48	U	<	0.51	U	<	0.55	U	<	0.51	U	<	0.48	U	<	0.8	U
4-Amino-2,6-dinitrotoluene	-	0 / 23	<	1.4	U	<	0.8	U	<	0.21	U	<	0.49	U	<	0.49	U	<	0.48	U	<	0.48	U	<	0.51	U	<	0.55	U	<	0.51	U	<	0.65	U	<	0.8	U
4-Nitrotoluene	-	0 / 23	<	0.8	U	<	0.8	U	<	1.1	U	<	0.49	U	<	0.49	U	<	0.48	U	<	0.48	U	<	0.51	U	<	0.88	U	<	0.82	U	<	1.6	U	<	0.8	U
HMX	0.76 J	4 / 27	0.76	0.8	J	0.51	0.8	J	0.21	0.42	J	<	0.49	U	<	0.49	U	<	0.48	U	<	0.48	U	<	0.51	U	<	0.69	U	<	0.64	U	<	1.1	U	<	1	U
MNX	-	0 / 15	<	0.8	U	<	0.8	U	<	2.1	U	<	0.49	U	<	0.49	U	<	0.48	U	<	0.48	U	<	0.51	U	<	0.28	U		NA			NA			NA	
Nitrobenzene	-	0 / 27	<	0.8	U	<	0.8	U	<	0.42	U	<	0.49	U	<	0.49	U	<	0.48	U	<	0.48	U	<	0.51	U	<	0.28	U	<	0.26	U	<	0.43	U	<	0.8	U
RDX	2.1 J	8 / 27	2.1	0.8	J	2	0.8		0.6	0.21		<	0.49	U	<	0.49	U	<	0.48	U	<	0.48	U	<	0.51	U	<	0.28	U	0.52	0.26		<	0.62	U	<	0.8	U
Tetryl	-	0 / 25	<	0.8	U	<	0.8	U	<	0.25	U	<	0.49	U	<	0.49	U	<	0.48	U	<	0.48	U	<	0.51	U	<	0.55	U	<	0.51	U	<	1.0	U	<	0.8	U

Notes:
*CA291 was abandoned and replaced by CA291R in 2004.

< = less than reporting limit
µg/L = micrograms per liter
HMX = octahydro-1,3,5,7-tetranitro-1,3,5,7-tetrazocine
ID = identification number
J = estimated
LOQ = limit of quantification
MNX = mono-nitroso-RDX
NA = not analyzed
NRL = no reporting limit
Qual = qualifier
RDX = hexahydro-1,3,5-trinitro-1,3,5-triazine
RL = reporting limit
U = nondetect

TABLE E.1.3-29
CORNHUSKER ARMY AMMUNITION PLANT
WELL CA291R-EXPLOSIVES

FIELD ID			CA291			CA291			CA291			CA291			CA291			CA291			CA291			CA291			CA291		
METHOD	Maximum	Detection	SW846 M8330			SW846 M8330			UW51			UW51			UW51			UW33			UW33			UW32			UW32		
COLLECT DATE	Detection	Frequency	3/8/2000			3/17/1999			6/10/1998			9/30/1997			2/19/1997			7/12/1994			6/8/1994			10/5/1992			9/6/1992		
			Result	RL	Qual	Result	RL	Qual	Result	RL	Qual	Result	RL	Qual	Result	RL	Qual	Result	RL	Qual	Result	RL	Qual	Result	RL	Qual	Result	RL	Qual
EXPLOSIVES (µg/L)																													
1,3,5-Trinitrobenzene	-	0 / 27	<	0.8	U	<	0.8	U	<	1.00	U	<	0.125	U	<	0.125	U	<	0.425	U	<	0.425	U	<	0.449	U	<	0.449	U
1,3-Dinitrobenzene	-	0 / 27	<	0.8	U	<	0.8	U	<	0.500	U	<	0.989	U	<	0.989	U	<	0.549	U	<	0.549	U	<	0.611	U	<	0.611	U
2,4,6-Trinitrotoluene	-	0 / 27	<	1.5	U	<	0.8	U	<	0.500	U	<	0.29	U	<	0.29	U	<	0.451	U	<	0.451	U	<	0.635	U	<	0.635	U
2,4-Dinitrotoluene	-	0 / 27	<	1.1	U	<	0.8	U	<	0.500	U	<	0.233	U	<	0.233	U	<	0.26	U	<	0.26	U	<	0.064	U	<	0.064	U
2,6-Dinitrotoluene	-	0 / 27	<	1.1	U	<	0.8	U	<	0.500	U	<	0.2	U	<	0.2	U	<	0.26	U	<	0.26	U	<	0.074	U	<	0.074	U
2-Amino-4,6-dinitrotoluene	-	0 / 27	<	1	U	<	0.8	U	<	0.500	U	<	0.173	U	<	0.173	U	<	0.244	U	<	0.244	U	<	0.158	U	<	0.158	U
2-Nitrotoluene	-	0 / 23	<	1.1	U	<	0.8	U	<	1.00	U	<	0.319	U	<	0.319	U		NA			NA			NA			NA	
3-Nitrotoluene	-	0 / 23	<	1.1	U	<	0.8	U	<	1.00	U	<	0.514	U	<	0.514	U		NA			NA			NA			NA	
4-Amino-2,6-dinitrotoluene	-	0 / 23	<	1	U	<	0.8	U	<	1.00	U	<	0.309	U	<	0.309	U		NA			NA			NA			NA	
4-Nitrotoluene	-	0 / 23	<	1.1	U	<	0.8	U	<	1.00	U	<	0.368	U	<	0.368	U		NA			NA			NA			NA	
HMX	0.76 J	4 / 27	<	0.8	U	<	0.8	U	<	0.500	U	<	0.16	U	<	0.16	U	<	0.563	U	<	0.563	U	<	1.21	U	<	1.21	U
MNX	-	0 / 15		NA			NA			NA			NA			NA			NA			NA			NA			NA	
Nitrobenzene	-	0 / 27	<	0.8	U	<	0.8	U	<	0.500	U	<	0.231	U	<	0.231	U	<	0.817	U	<	0.817	U	<	0.645	U	<	0.645	U
RDX	2.1 J	8 / 27	<	0.8	U	<	0.8	U	<	1.00	U	<	0.558	U	<	0.558	U	0.737	NRL		<	0.412	U	<	1.17	U	<	1.17	U
Tetryl	-	0 / 25	<	1.3	U	<	0.8	U	<	0.500	U	<	0.253	U	<	0.253	U	<	1.18	U	<	1.18	U		NA			NA	

Notes:
*CA291 was abandoned and replaced by CA291R in 2004.

< = less than reporting limit
µg/L = micrograms per liter
HMX = octahydro-1,3,5,7-tetranitro-1,3,5,7-tetrazocine
ID = identification number
J = estimated
LOQ = limit of quantification
MNX = mono-nitroso-RDX
NA = not analyzed
NRL = no reporting limit
Qual = qualifier
RDX = hexahydro-1,3,5-trinitro-1,3,5-triazine
RL = reporting limit
U = nondetect

TABLE E.1.3-30
CORNHUSKER ARMY AMMUNITION PLANT
WELL CA292R-EXPLOSIVES

FIELD ID			CA292R	CA292R	CA292R						CA292R						CA292R						CA292R				CA292R				CA292R			
METHOD	Maximum	Detection	SW846 M8330	SW846 M8330	SW846 M8330						SW846 M8330						SW846 M8330						SW846 M8330				SW846 M8330				SW846 M8330			
COLLECT DATE	Detection	Frequency	None	None	3/16/2018						3/25/2017						8/3/2016						8/6/2015				8/8/2014				3/4/2013			
					Result	Qual	DL	LOD	LOQ	Result	Qual	DL	LOD	LOQ	Result	DL	LOD	LOQ	Qual	Result	DL	LOD	LOQ	Qual	Result	LOQ	Qual	Result	RL	Qual					
EXPLOSIVES (µg/L)																																		
1,3,5-Trinitrobenzene	-	1 / 27			t	UJ	0.032	0.1	0.15	<	U	0.032	0.1	0.15	<	0.22	0.44	1.1	U	<	0.43	0.43	1.1	U	<	1	UJ	<	0.8	U					
1,3-Dinitrobenzene	-	0 / 27			<	UJ	0.051	0.1	0.15	<	U	0.051	0.1	0.15	<	0.097	0.22	0.44	U	<	0.21	0.22	0.43	U	<	0.4	UJ	<	0.8	U					
2,4,6-Trinitrotoluene	-	0 / 27			<	UJ	0.051	0.1	0.15	<	U	0.051	0.1	0.15	<	0.079	0.22	0.44	U	<	0.21	0.22	0.43	U	<	0.4	UJ	<	0.8	U					
2,4-Dinitrotoluene	-	0 / 27			<	UJ	0.051	0.1	0.13	<	U	0.051	0.1	0.13	<	0.091	0.22	0.44	U	<	0.21	0.22	0.43	U	<	0.4	UJ	<	0.8	U					
2,6-Dinitrotoluene	-	0 / 27	**Abandoned**	**Not Sampled**	<	UJ	0.051	0.1	0.13	<	U	0.051	0.1	0.13	<	0.07	0.22	0.22	U	<	0.21	0.22	0.22	U	<	0.2	UJ	<	0.8	U					
2-Amino-4,6-dinitrotoluene	-	0 / 27	**2020**	**in 2019, 2020**	<	UJ	0.031	0.1	0.15	<	U	0.031	0.1	0.15	<	0.055	0.13	0.22	U	<	0.13	0.13	0.22	U	<	0.2	UJ	<	0.8	U					
2-Nitrotoluene	-	0 / 23			<	UJ	0.09	0.21	0.51	<	U	0.091	0.21	0.51	<	0.093	0.22	0.44	U	<	0.21	0.22	0.43	U	<	0.4	UJ	<	0.8	U					
3-Nitrotoluene	-	0 / 23			<	UJ	0.059	0.21	0.51	<	U	0.059	0.21	0.51	<	0.091	0.22	0.44	U	<	0.21	0.22	0.43	U	<	0.4	UJ	<	0.8	U					
4-Amino-2,6-dinitrotoluene	-	0 / 23			<	UJ	0.051	0.1	0.15	<	U	0.051	0.1	0.15	<	0.063	0.13	0.22	U	<	0.13	0.13	0.22	U	<	0.2	UJ	<	1.4	U					
4-Nitrotoluene	-	0 / 23			<	UJ	0.09	0.21	0.51	<	U	0.091	0.21	0.51	<	0.22	0.44	1.1	U	<	0.43	0.43	1.1	U	<	1	UJ	<	0.8	U					
HMX	0.85	10 / 27			<	UJ	0.029	0.1	0.15	0.27	J	0.037	0.1	0.15	0.5	0.096	0.22	0.44		0.85	0.21	0.22	0.43		0.57	0.4	J	0.54	0.8	J					
MNX	0.11 J	1 / 15			<	UJ	0.037	0.1	0.51	<	U	0.029	0.1	0.51	<	0.39	0.39	2.2	U	<	0.39	0.39	2.2	U	<	2	UJ	<	0.8	U					
Nitrobenzene	-	0 / 27			<	UJ	0.051	0.1	0.15	<	U	0.051	0.1	0.15	<	0.099	0.22	0.44	U	<	0.21	0.22	0.43	U	<	0.4	UJ	<	0.8	U					
RDX	5.85	18 / 27			<	UJ	0.037	0.1	0.15	0.23	J	0.037	0.1	0.15	0.56	0.057	0.13	0.22		1.3	0.13	0.13	0.22		1.1	0.2	J	1	0.8	J					
Tetryl	-	0 / 25			<	UJ	0.051	0.1	0.15	<	U	0.051	0.1	0.15	<	0.087	0.22	0.26	U	<	0.21	0.22	0.26	U	<	0.24	UJ	<	1.6	U					

Notes:
*CA292 was abandoned and replaced by CA292R in 2004.

< = less than reporting limit
µg/L = micrograms per liter
HMX = octahydro-1,3,5,7-tetranitro-1,3,5,7-tetrazocine
ID = identification number
J = estimated
LOQ = limit of quantification
MNX = mono-nitroso-RDX
NA = not analyzed
NRL = no reporting limit
Qual = qualifier
RDX = hexahydro-1,3,5-trinitro-1,3,5-triazine
RL = reporting limit
U = nondetect

TABLE E.1.3-30
CORNHUSKER ARMY AMMUNITION PLANT
WELL CA292R-EXPLOSIVES

FIELD ID			CA292R			CA292R			CA292R			CA292R			CA292R			CA292R			CA292R			CA292R			CA292R			CA292			CA292			CA292		
METHOD	Maximum	Detection	SW846 M8330			SW846 M8330			SW846 M8330			SW846 M8330			SW846 M8330			SW846 M8330			SW846 M8330			SW846 M8330			SW846 M8330			SW846 M8330			SW846 M8330			SW846 M8330		
COLLECT DATE	Detection	Frequency	2/28/2012			4/12/2011			3/8/2010			3/3/2009			3/3/2008			3/5/2007			3/7/2006			3/8/2005			3/9/2004			3/11/2003			3/12/2002			3/14/2001		
			Result	RL	Qual	Result	RL	Qual	Result	RL	Qual	Result	RL	Qual	Result	RL	Qual	Result	RL	Qual	Result	RL	Qual	Result	RL	Qual	Result	RL	Qual	Result	RL	Qual	Result	RL	Qual	Result	RL	Qual
EXPLOSIVES (µg/L)																																						
1,3,5-Trinitrobenzene	-	1 / 27	<	0.8	U	<	0.8	U	<	1	U	<	0.49	U	<	0.48	U	<	0.48	U	<	0.48	U	<	0.54	U	<	0.22	U	<	0.16	U	<	0.39	U	<	0.8	U
1,3-Dinitrobenzene	-	0 / 27	<	0.8	U	<	0.8	U	<	0.41	U	<	0.49	U	<	0.48	U	<	0.48	U	<	0.48	U	<	0.54	U	<	0.22	U	<	0.16	U	<	0.26	U	<	0.8	U
2,4,6-Trinitrotoluene	-	0 / 27	<	0.8	U	<	0.8	U	<	0.41	U	<	0.49	U	<	0.48	U	<	0.48	U	<	0.48	U	<	0.54	U	<	0.22	U	<	0.16	U	<	0.33	U	<	0.8	U
2,4-Dinitrotoluene	-	0 / 27	<	0.8	U	<	0.8	U	<	0.41	U	<	0.49	U	<	0.48	U	<	0.48	U	<	0.48	U	<	0.54	U	<	0.42	U	<	0.31	U	<	0.26	U	<	0.8	U
2,6-Dinitrotoluene	-	0 / 27	<	0.8	U	<	0.8	U	<	0.2	U	<	0.49	U	<	0.48	U	<	0.48	U	<	0.48	U	<	0.54	U	<	0.42	U	<	0.31	U	<	1.0	U	<	0.8	U
2-Amino-4,6-dinitrotoluene	-	0 / 27	<	0.8	U	<	0.8	U	<	0.2	U	<	0.49	U	<	0.48	U	<	0.48	U	<	0.48	U	<	0.54	U	<	0.42	U	<	0.31	U	<	0.41	U	<	0.8	U
2-Nitrotoluene	-	0 / 23	<	0.8	U	<	0.8	U	<	0.41	U	<	0.49	U	<	0.48	U	<	0.48	U	<	0.48	U	<	0.54	U	<	0.42	U	<	0.31	U	<	0.80	U	<	0.8	U
3-Nitrotoluene	-	0 / 23	<	0.8	U	<	0.8	U	<	0.41	U	<	0.49	U	<	0.48	U	<	0.48	U	<	0.48	U	<	0.54	U	<	0.42	U	<	0.31	U	<	0.51	U	<	0.8	U
4-Amino-2,6-dinitrotoluene	-	0 / 23	<	1.4	U	<	0.8	U	<	0.2	U	<	0.49	U	<	0.48	U	<	0.48	U	<	0.48	U	<	0.54	U	<	0.42	U	<	0.31	U	<	0.69	U	<	0.8	U
4-Nitrotoluene	-	0 / 23	<	0.8	U	<	0.8	U	<	1	U	<	0.49	U	<	0.48	U	<	0.48	U	<	0.48	U	<	0.54	U	<	0.68	U	<	0.5	U	<	1.6	U	<	0.8	U
HMX	0.85	10 / 27	0.14	0.8	J	<	0.8	U	<	0.41	U	<	0.49	U	<	0.48	U	0.69	0.48		<	0.48	U	0.3	0.54	J	0.67	0.53		0.32	0.39	J	<	1.1	U	<	1	U
MNX	0.11 J	1 / 15	<	0.8	U	<	0.8	U	<	2	U	<	0.49	U	<	0.48	U	<	0.48	U	<	0.48	U	<	0.54	U	0.11	0.22	J		NA			NA			NA	
Nitrobenzene	-	0 / 27	<	0.8	U	<	0.8	U	<	0.41	U	<	0.49	U	<	0.48	U	<	0.48	U	<	0.48	U	<	0.54	U	<	0.22	U	<	0.16	U	<	0.46	U	<	0.8	U
RDX	5.85	18 / 27	0.6	0.8	J	<	0.8	U	0.13	0.2	J	<	0.49	U	1.3	0.48		1.8	0.48		0.95	0.48		0.91	0.54		2	0.22		1.8	0.16		1.2	0.65		1.1	0.8	
Tetryl	-	0 / 25	<	0.8	U	<	0.8	U	<	0.25	U	<	0.49	U	<	0.48	U	<	0.48	U	<	0.48	U	<	0.54	U	<	0.42	U	<	0.31	U	<	1.1	U	<	0.8	U

Notes:
*CA292 was abandoned and replaced by CA292R in 2004.

< = less than reporting limit
µg/L = micrograms per liter
HMX = octahydro-1,3,5,7-tetranitro-1,3,5,7-tetrazocine
ID = identification number
J = estimated
LOQ = limit of quantification
MNX = mono-nitroso-RDX
NA = not analyzed
NRL = no reporting limit
Qual = qualifier
RDX = hexahydro-1,3,5-trinitro-1,3,5-triazine
RL = reporting limit
U = nondetect

TABLE E.1.3-30
CORNHUSKER ARMY AMMUNITION PLANT
WELL CA292R-EXPLOSIVES

FIELD ID			CA292			CA292			CA292			CA292			CA292			CA292			CA292			CA292			CA292		
METHOD	Maximum	Detection	SW846 M8330			SW846 M8330			UW51			UW51			UW51			UW33			UW33			UW32			UW32		
COLLECT DATE	Detection	Frequency	6/15/2000			3/17/1999			6/10/1998			9/30/1997			2/19/1997			7/12/1994			6/8/1994			10/5/1992			9/6/1992		
			Result	RL	Qual	Result	RL	Qual	Result	RL	Qual	Result	RL	Qual	Result	RL	Qual	Result	RL	Qual	Result	RL	Qual	Result	RL	Qual	Result	RL	Qual
EXPLOSIVES (µg/L)																													
1,3,5-Trinitrobenzene	-	1 / 27	<	0.8	U	<	0.8	U	<	1.00	U	<	0.125	U	<	0.125	U	<	0.425	U	<	0.425	U	<	0.449	U	<	0.449	U
1,3-Dinitrobenzene	-	0 / 27	<	0.8	U	<	0.8	U	<	0.500	U	<	0.989	U	<	0.989	U	<	0.549	U	<	0.549	U	<	0.611	U	<	0.611	U
2,4,6-Trinitrotoluene	-	0 / 27	<	1.5	U	<	0.8	U	<	0.500	U	<	0.29	U	<	0.29	U	<	0.451	U	<	0.451	U	<	0.635	U	<	0.635	U
2,4-Dinitrotoluene	-	0 / 27	<	1.1	U	<	0.8	U	<	0.500	U	<	0.233	U	<	0.233	U	<	0.26	U	<	0.26	U	<	0.064	U	<	0.064	U
2,6-Dinitrotoluene	-	0 / 27	<	1.1	U	<	0.8	U	<	0.500	U	<	0.2	U	<	0.2	U	<	0.26	U	<	0.26	U	<	0.074	U	<	0.074	U
2-Amino-4,6-dinitrotoluene	-	0 / 27	<	1	U	<	0.8	U	<	0.500	U	<	0.173	U	<	0.173	U	<	0.244	U	<	0.244	U	<	0.158	U	<	0.158	U
2-Nitrotoluene	-	0 / 23	<	1.1	U	<	0.8	U	<	1.00	U	<	0.319	U	<	0.319	U		NA			NA			NA			NA	
3-Nitrotoluene	-	0 / 23	<	1.1	U	<	0.8	U	<	1.00	U	<	0.514	U	<	0.514	U		NA			NA			NA			NA	
4-Amino-2,6-dinitrotoluene	-	0 / 23	<	1	U	<	0.8	U	<	1.00	U	<	0.309	U	<	0.309	U		NA			NA			NA			NA	
4-Nitrotoluene	-	0 / 23	<	1.1	U	<	0.8	U	<	1.00	U	<	0.368	U	<	0.368	U		NA			NA			NA			NA	
HMX	0.85	10 / 27	<	0.8	U	<	0.8	U	<	0.500	U	<	0.16	U	<	0.16	U	<	0.563	U	<	0.563	U	<	1.21	U	<	1.21	U
MNX	0.11 J	1 / 15		NA			NA			NA			NA			NA			NA			NA			NA			NA	
Nitrobenzene	-	0 / 27	<	0.8	U	<	0.8	U	<	0.500	U	<	0.231	U	<	0.231	U	<	0.817	U	<	0.817	U	<	0.645	U	<	0.645	U
RDX	5.85	18 / 27	0.59	0.8		<	0.8	U	<	1.00	U	<	0.558	U	<	0.558	U	5.85	NRL		5.48	NRL		<	1.17	U	<	1.17	U
Tetryl	-	0 / 25	<	1.3	U	<	0.8	U	<	0.500	U	<	0.253	U	<	0.253	U	<	1.18	U	<	1.18	U		NA			NA	

Notes:
*CA292 was abandoned and replaced by CA292R in 2004.

< = less than reporting limit
µg/L = micrograms per liter
HMX = octahydro-1,3,5,7-tetranitro-1,3,5,7-tetrazocine
ID = identification number
J = estimated
LOQ = limit of quantification
MNX = mono-nitroso-RDX
NA = not analyzed
NRL = no reporting limit
Qual = qualifier
RDX = hexahydro-1,3,5-trinitro-1,3,5-triazine
RL = reporting limit
U = nondetect

TABLE E.1.3-31
CORNHUSKER ARMY AMMUNITION PLANT
WELL CA310-EXPLOSIVES

FIELD ID			CA310	CA310	CA310						CA310						CA310				CA310				CA310			
METHOD	Maximum	Detection	SW846 M8330	SW846 M8330	SW846 M8330						SW846 M8330						SW846 M8330				SW846 M8330				SW846 M8330			
COLLECT DATE	Detection	Frequency	None	None	3/16/2018						3/25/2017						8/2/2016				None				8/11/2014				3/4/2013			
					Result	Qual	DL	LOD	LOQ	Result	Qual	DL	LOD	LOQ	Result	DL	LOD	LOQ	Qual	Result	RL	Qual	Result	LOQ	Qual	Result	RL	Qual
EXPLOSIVES (µg/L)																												
1,3,5-Trinitrobenzene	-	0 / 25			<	UJ	0.033	0.11	0.16	<	U	0.032	0.1	0.15	<	0.21	0.42	1	U				<	1	U	<	0.8	U
1,3-Dinitrobenzene	-	0 / 25			<	UJ	0.053	0.11	0.16	<	U	0.052	0.1	0.15	<	0.093	0.21	0.42	U				<	0.4	U	<	0.8	U
2,4,6-Trinitrotoluene	-	0 / 25			<	UJ	0.053	0.11	0.16	<	U	0.052	0.1	0.15	<	0.076	0.21	0.42	U				<	0.4	U	<	0.8	U
2,4-Dinitrotoluene	-	0 / 25			<	UJ	0.053	0.11	0.14	<	U	0.052	0.1	0.13	<	0.087	0.21	0.42	U				<	0.4	U	<	0.8	U
2,6-Dinitrotoluene	-	0 / 25	**Abandoned**	**Not Sampled**	<	UJ	0.053	0.11	0.14	<	U	0.052	0.1	0.13	<	0.067	0.21	0.21	U	**Not Sampled**			<	0.2	U	<	0.8	U
2-Amino-4,6-dinitrotoluene	-	0 / 25	**2020**	**in 2019, 2020**	<	UJ	0.032	0.11	0.16	<	U	0.031	0.1	0.15	<	0.053	0.13	0.21	U	**in 2015**			<	0.2	U	<	0.8	U
2-Nitrotoluene	-	0 / 21			<	UJ	0.093	0.21	0.53	<	U	0.091	0.21	0.52	<	0.089	0.21	0.42	U				<	0.4	U	<	0.8	U
3-Nitrotoluene	-	0 / 21			<	UJ	0.06	0.21	0.53	<	U	0.059	0.21	0.52	<	0.087	0.21	0.42	U	**Well Dry**			<	0.4	U	<	0.8	U
4-Amino-2,6-dinitrotoluene	-	0 / 21			<	UJ	0.053	0.11	0.16	<	U	0.052	0.1	0.15	<	0.06	0.13	0.21	U				<	0.2	U	<	1.4	U
4-Nitrotoluene	-	0 / 21			<	UJ	0.093	0.21	0.53	<	U	0.091	0.21	0.52	<	0.21	0.42	1	U				<	1	U	<	0.8	U
HMX	-	0 / 25			<	UJ	0.03	0.11	0.16	<	U	0.037	0.1	0.15	<	0.091	0.21	0.42	U				<	0.4	U	<	0.8	U
MNX	-	0 / 13			<	UJ	0.038	0.11	0.53	<	U	0.029	0.1	0.52	<	0.37	0.37	2.1	U				<	2	U	<	0.8	U
Nitrobenzene	-	0 / 25			<	UJ	0.053	0.11	0.16	<	U	0.052	0.1	0.15	<	0.095	0.21	0.42	U				<	0.4	U	<	0.8	U
RDX	1.1	1 / 25			<	UJ	0.038	0.11	0.16	<	U	0.037	0.1	0.15	<	0.055	0.13	0.21	U				<	0.2	U	<	0.8	U
Tetryl	-	0 / 23			<	UJ	0.053	0.11	0.16	<	U	0.052	0.1	0.15	<	0.083	0.21	0.25	U				<	0.24	U	<	0.8	U

Notes:
< = less than reporting limit
µg/L = micrograms per liter
HMX = octahydro-1,3,5,7-tetranitro-1,3,5,7-tetrazocine
ID = identification number
J = estimated
LOQ = limit of quantification
MNX = mono-nitroso-RDX
NA = not analyzed
NRL = no reporting limit
Qual = qualifier
RDX = hexahydro-1,3,5-trinitro-1,3,5-triazine
RL = reporting limit
U = nondetect

TABLE E.1.3-31
CORNHUSKER ARMY AMMUNITION PLANT
WELL CA310-EXPLOSIVES

FIELD ID			CA310			CA310			CA310			CA310			CA310			CA310			CA310			CA310			CA310			CA310			CA310		
METHOD	Maximum	Detection	SW846 M8330			SW846 M8330			SW846 M8330			SW846 M8330			SW846 M8330			SW846 M8330			SW846 M8330			SW846 M8330			SW846 M8330			SW846 M8330			SW846 M8330		
COLLECT DATE	Detection	Frequency	2/27/2012			2/28/2011			3/8/2010			3/2/2009			3/4/2008			3/5/2007			3/6/2006			None			3/8/2004			3/10/2003			3/12/2002		
			Result	RL	Qual	Result	RL	Qual	Result	RL	Qual	Result	RL	Qual	Result	RL	Qual	Result	RL	Qual	Result	RL	Qual	Result	RL	Qual	Result	RL	Qual	Result	RL	Qual	Result	RL	Qual
EXPLOSIVES (µg/L)																																				
1,3,5-Trinitrobenzene	-	0 / 25	<	0.8	U	<	0.8	U	<	1	U	<	0.49	U	<	0.48	U	<	0.48	U	<	0.48	U				<	0.25	U	<	0.23	U	<	0.33	U
1,3-Dinitrobenzene	-	0 / 25	<	0.8	U	<	0.8	U	<	0.41	U	<	0.49	U	<	0.48	U	<	0.48	U	<	0.48	U				<	0.25	U	<	0.23	U	<	0.22	U
2,4,6-Trinitrotoluene	-	0 / 25	<	0.8	U	<	0.8	U	<	0.41	U	<	0.49	U	<	0.48	U	<	0.48	U	<	0.48	U				<	0.25	U	<	0.23	U	<	0.28	U
2,4-Dinitrotoluene	-	0 / 25	<	0.8	U	<	0.8	U	<	0.41	U	<	0.49	U	<	0.48	U	<	0.48	U	<	0.48	U				<	0.48	U	<	0.45	U	<	0.22	U
2,6-Dinitrotoluene	-	0 / 25	<	0.8	U	<	0.8	U	<	0.2	U	<	0.49	U	<	0.48	U	<	0.48	U	<	0.48	U	**No 2005 Sample**			<	0.48	U	<	0.45	U	<	0.86	U
2-Amino-4,6-dinitrotoluene	-	0 / 25	<	0.8	U	<	0.8	U	<	0.2	U	<	0.49	U	<	0.48	U	<	0.48	U	<	0.48	U	**Well Dry**			<	0.48	U	<	0.45	U	<	0.35	U
2-Nitrotoluene	-	0 / 21	<	0.8	U	<	0.8	U	<	0.41	U	<	0.49	U	<	0.48	U	<	0.48	U	<	0.48	U				<	0.48	U	<	0.45	U	<	0.68	U
3-Nitrotoluene	-	0 / 21	<	0.8	U	<	0.8	U	<	0.41	U	<	0.49	U	<	0.48	U	<	0.48	U	<	0.48	U				<	0.48	U	<	0.45	U	<	0.43	U
4-Amino-2,6-dinitrotoluene	-	0 / 21	<	1.4	U	<	0.8	U	<	0.2	U	<	0.49	U	<	0.48	U	<	0.48	U	<	0.48	U				<	0.48	U	<	0.45	U	<	0.58	U
4-Nitrotoluene	-	0 / 21	<	0.8	U	<	0.8	U	<	1	U	<	0.49	U	<	0.48	U	<	0.48	U	<	0.48	U				<	0.78	U	<	0.73	U	<	1.4	U
HMX	-	0 / 25	<	0.8	U	<	0.8	U	<	0.41	U	<	0.49	UJ	<	0.48	U	<	0.48	U	<	0.48	U				<	0.6	U	<	0.57	U	<	0.94	U
MNX	-	0 / 13	<	0.8	U	<	0.8	U	<	2	U	<	0.49	U	<	0.48	U	<	0.48	U	<	0.48	U				<	0.25	U		NA			NA	
Nitrobenzene	-	0 / 25	<	0.8	U	<	0.8	U	<	0.41	U	<	0.49	U	<	0.48	U	<	0.48	U	<	0.48	U				<	0.25	U	<	0.23	U	<	0.39	U
RDX	1.1	1 / 25	<	0.8	U	<	0.8	U	<	0.2	U	<	0.49	U	<	0.48	U	<	0.48	U	<	0.48	U				<	0.25	U	<	0.23	U	<	0.55	U
Tetryl	-	0 / 23	<	0.8	U	<	0.8	U	<	0.24	U	<	0.49	U	<	0.48	U	<	0.48	U	<	0.48	U				<	0.48	U	<	0.45	U	<	0.91	U

Notes:
< = less than reporting limit
µg/L = micrograms per liter
HMX = octahydro-1,3,5,7-tetranitro-1,3,5,7-tetrazocine
ID = identification number
J = estimated
LOQ = limit of quantification
MNX = mono-nitroso-RDX
NA = not analyzed
NRL = no reporting limit
Qual = qualifier
RDX = hexahydro-1,3,5-trinitro-1,3,5-triazine
RL = reporting limit
U = nondetect

TABLE E.1.3-31
CORNHUSKER ARMY AMMUNITION PLANT
WELL CA310-EXPLOSIVES

FIELD ID			CA310			CA310			CA310			CA310			CA310			CA310			CA310			CA310			CA310			CA310		
METHOD	Maximum	Detection	SW846 M8330			SW846 M8330			SW846 M8330			UW51			UW51			UW51			UW33			UW33			UW32			UW32		
COLLECT DATE	Detection	Frequency	3/13/2001			6/15/2000			3/15/1999			6/9/1998			9/30/1997			2/18/1997			7/12/1994			6/8/1994			10/7/1992			9/7/1992		
			Result	RL	Qual	Result	RL	Qual	Result	RL	Qual	Result	RL	Qual	Result	RL	Qual	Result	RL	Qual	Result	RL	Qual	Result	RL	Qual	Result	RL	Qual	Result	RL	Qual
EXPLOSIVES (µg/L)																																
1,3,5-Trinitrobenzene	-	0 / 25	<	0.8	U	<	0.8	U	<	0.8	U	<	1.00	U	<	0.125	U	<	0.125	U	<	0.425	U	<	0.425	U	<	0.449	U	<	0.449	U
1,3-Dinitrobenzene	-	0 / 25	<	0.8	U	<	0.8	U	<	0.8	U	<	0.500	U	<	0.989	U	<	0.989	U	<	0.549	U	<	0.549	U	<	0.611	U	<	0.611	U
2,4,6-Trinitrotoluene	-	0 / 25	<	0.8	U	<	1.5	U	<	0.8	U	<	0.500	U	<	0.29	U	<	0.29	U	<	0.451	U	<	0.451	U	<	0.635	U	<	0.635	U
2,4-Dinitrotoluene	-	0 / 25	<	0.8	U	<	1.1	U	<	0.8	U	<	0.500	U	<	0.233	U	<	0.233	U	<	0.26	U	<	0.26	U	<	0.064	U	<	0.064	U
2,6-Dinitrotoluene	-	0 / 25	<	0.8	U	<	1.1	U	<	0.8	U	<	0.500	U	<	0.2	U	<	0.2	U	<	0.26	U	<	0.26	U	<	0.074	U	<	0.074	U
2-Amino-4,6-dinitrotoluene	-	0 / 25	<	0.8	U	<	1	U	<	0.8	U	<	0.500	U	<	0.173	U	<	0.173	U	<	0.244	U	<	0.244	U	<	0.158	U	<	0.158	U
2-Nitrotoluene	-	0 / 21	<	0.8	U	<	1.1	U	<	0.8	U	<	1.00	U	<	0.319	U	<	0.319	U		NA			NA			NA			NA		
3-Nitrotoluene	-	0 / 21	<	0.8	U	<	1.1	U	<	0.8	U	<	1.00	U	<	0.514	U	<	0.514	U		NA			NA			NA			NA		
4-Amino-2,6-dinitrotoluene	-	0 / 21	<	0.8	U	<	1	U	<	0.8	U	<	1.00	U	<	0.309	U	<	0.309	U		NA			NA			NA			NA		
4-Nitrotoluene	-	0 / 21	<	0.8	U	<	1.1	U	<	0.8	U	<	1.00	U	<	0.368	U	<	0.368	U		NA			NA			NA			NA		
HMX	-	0 / 25	<	1	U	<	0.8	U	<	0.8	U	<	0.500	U	<	0.16	U	<	0.16	U	<	0.563	U	<	0.563	U	<	1.21	U	<	1.21	U
MNX	-	0 / 13		NA			NA			NA			NA			NA			NA			NA			NA			NA			NA	
Nitrobenzene	-	0 / 25	<	0.8	U	<	0.8	U	<	0.8	U	<	0.500	U	<	0.231	U	<	0.231	U	<	0.817	U	<	0.817	U	<	0.645	U	<	0.645	U
RDX	1.1	1 / 25	<	0.8	U	<	0.8	U	<	0.8	U	<	1.00	U	<	0.558	U	<	0.558	U	<	0.412	U	1.1	NRL		<	1.17	U	<	1.17	U
Tetryl	-	0 / 23	<	0.8	U	<	1.3	U	<	0.8	U	<	0.500	U	<	0.253	U	<	0.253	U	<	1.18	U	<	1.18	U		NA			NA		

Notes:
< = less than reporting limit
µg/L = micrograms per liter
HMX = octahydro-1,3,5,7-tetranitro-1,3,5,7-tetrazocine
ID = identification number
J = estimated
LOQ = limit of quantification
MNX = mono-nitroso-RDX
NA = not analyzed
NRL = no reporting limit
Qual = qualifier
RDX = hexahydro-1,3,5-trinitro-1,3,5-triazine
RL = reporting limit
U = nondetect

TABLE E.1.3-32
CORNHUSKER ARMY AMMUNITION PLANT
WELL CA311-EXPLOSIVES

FIELD ID			CA311	CA311	CA311					CA311					CA311					CA311					CA311					CA311					CA311				
METHOD	Maximum	Detection	SW846 M8330	SW846 M8330	SW846 M8330					SW846 M8330					SW846 M8330					SW846 M8330					SW846 M8330					SW846 M8330					SW846 M8330				
COLLECT DATE	Detection	Frequency	None	None	3/16/2018					3/25/2017					8/2/2016					8/6/2015					8/11/2014					3/4/2013									
					Result	Qual	DL	LOD	LOQ	Result	Qual	DL	LOD	LOQ	Result	DL	LOD	LOQ	Qual	Result	DL	LOD	LOQ	Qual	Result	LOQ	Qual	Result	RL	Qual										
EXPLOSIVES (µg/L)																																						
1,3,5-Trinitrobenzene	-	0 / 27			<	U	0.032	0.1	0.15	<	U	0.032	0.1	0.15	<	0.21	0.41	1	U	<	0.42	0.42	1.1	U	<	1	U	<	0.8	U										
1,3-Dinitrobenzene	-	0 / 27			<	U	0.052	0.1	0.15	<	U	0.052	0.1	0.15	<	0.092	0.21	0.41	U	<	0.21	0.21	0.42	U	<	0.42	U	<	0.8	U										
2,4,6-Trinitrotoluene	-	0 / 27			<	U	0.052	0.1	0.15	<	U	0.052	0.1	0.15	<	0.075	0.21	0.41	U	<	0.21	0.21	0.42	U	<	0.42	U	<	0.8	U										
2,4-Dinitrotoluene	-	0 / 27			<	U	0.052	0.1	0.13	<	U	0.052	0.1	0.13	<	0.087	0.21	0.41	U	<	0.21	0.21	0.42	U	<	0.42	U	<	0.8	U										
2,6-Dinitrotoluene	-	0 / 27	**Abandoned**	**Not Sampled**	<	U	0.052	0.1	0.13	<	U	0.052	0.1	0.13	<	0.067	0.21	0.21	U	<	0.21	0.21	0.21	U	<	0.21	U	<	0.8	U										
2-Amino-4,6-dinitrotoluene	-	0 / 27	**2020**	**in 2019, 2020**	<	U	0.031	0.1	0.15	<	U	0.031	0.1	0.15	<	0.053	0.12	0.21	U	<	0.13	0.13	0.21	U	<	0.21	U	<	0.8	U										
2-Nitrotoluene	-	0 / 23			<	U	0.091	0.21	0.52	<	U	0.091	0.21	0.52	<	0.089	0.21	0.41	U	<	0.21	0.21	0.42	U	<	0.42	U	<	0.8	U										
3-Nitrotoluene	-	0 / 23			<	U	0.059	0.21	0.52	<	U	0.059	0.21	0.52	<	0.086	0.21	0.41	U	<	0.21	0.21	0.42	U	<	0.42	U	<	0.8	U										
4-Amino-2,6-dinitrotoluene	-	0 / 23			<	U	0.052	0.1	0.15	<	U	0.052	0.1	0.15	<	0.06	0.12	0.21	U	<	0.13	0.13	0.21	U	<	0.21	U	<	1.4	U										
4-Nitrotoluene	-	0 / 23			<	U	0.091	0.21	0.52	<	U	0.091	0.21	0.52	<	0.21	0.41	1	U	<	0.42	0.42	1.1	U	<	1	U	<	0.8	U										
HMX	0.27	2 / 27			0.22		0.029	0.1	0.15	0.27		0.037	0.1	0.15	<	0.091	0.21	0.41	U	<	0.21	0.21	0.42	U	<	0.42	U	<	0.8	U										
MNX	-	0 / 15			<	U	0.037	0.1	0.52	<	U	0.029	0.1	0.52	<	0.37	0.37	2.1	U	<	0.38	0.38	2.1	U	<	2.1	U	<	0.8	U										
Nitrobenzene	-	0 / 27			<	U	0.052	0.1	0.15	<	U	0.052	0.1	0.15	<	0.094	0.21	0.41	U	<	0.21	0.21	0.42	U	<	0.42	U	<	0.8	U										
RDX	2.21	22 / 27			0.33		0.037	0.1	0.15	0.56		0.037	0.1	0.15	0.57	0.054	0.12	0.21		1	1.0	0.13	0.21		0.99	0.21		0.84	0.8	J										
Tetryl	-	0 / 25			<	U	0.052	0.1	0.15	<	U	0.052	0.1	0.15	<	0.082	0.21	0.25	U	<	0.21	0.21	0.25	U	<	0.25	U	<	1.6	U										

Notes:
< = less than reporting limit
µg/L = micrograms per liter
HMX = octahydro-1,3,5,7-tetranitro-1,3,5,7-tetrazocine
ID = identification number
J = estimated
LOQ = limit of quantification
MNX = mono-nitroso-RDX
NA = not analyzed
NRL = no reporting limit
Qual = qualifier
RDX = hexahydro-1,3,5-trinitro-1,3,5-triazine
RL = reporting limit
U = nondetect

TABLE E.1.3-32
CORNHUSKER ARMY AMMUNITION PLANT
WELL CA311-EXPLOSIVES

FIELD ID			CA311			CA311			CA311			CA311			CA311			CA311			CA311			CA311			CA311			CA311			CA311			CA311		
METHOD	Maximum	Detection	SW846 M8330			SW846 M8330			SW846 M8330			SW846 M8330			SW846 M8330			SW846 M8330			SW846 M8330			SW846 M8330			SW846 M8330			SW846 M8330			3/12/2002			SW846 M8330		
COLLECT DATE	Detection	Frequency	2/27/2012			2/28/2011			3/8/2010			3/2/2009			3/4/2008			3/5/2007			3/7/2006			3/7/2005			3/8/2004			3/10/2003			3/12/2002			3/13/2001		
			Result	RL	Qual	Result	RL	Qual	Result	RL	Qual	Result	RL	Qual	Result	RL	Qual	Result	RL	Qual	Result	RL	Qual	Result	RL	Qual	Result	RL	Qual	Result	RL	Qual	Result	RL	Qual	Result	RL	Qual
EXPLOSIVES (µg/L)																																						
1,3,5-Trinitrobenzene	-	0 / 27	<	0.8	U	<	0.8	U	<	0.98	U	<	0.48	U	<	0.49	U	<	0.49	U	<	0.48	U	<	0.48	U	<	0.21	U	<	0.18	U	<	0.44	U	<	0.8	U
1,3-Dinitrobenzene	-	0 / 27	<	0.8	U	<	0.8	U	<	0.39	U	<	0.48	U	<	0.49	U	<	0.49	U	<	0.48	U	<	0.48	U	<	0.21	U	<	0.18	U	<	0.29	U	<	0.8	U
2,4,6-Trinitrotoluene	-	0 / 27	<	0.8	U	<	0.8	U	<	0.39	U	<	0.48	U	<	0.49	U	<	0.49	U	<	0.48	U	<	0.48	U	<	0.21	U	<	0.18	U	<	0.37	U	<	0.8	U
2,4-Dinitrotoluene	-	0 / 27	<	0.8	U	<	0.8	U	<	0.39	U	<	0.48	U	<	0.49	U	<	0.49	U	<	0.48	U	<	0.48	U	<	0.41	U	<	0.36	U	<	0.29	U	<	0.8	U
2,6-Dinitrotoluene	-	0 / 27	<	0.8	U	<	0.8	U	<	0.2	U	<	0.48	U	<	0.49	U	<	0.49	U	<	0.48	U	<	0.48	U	<	0.41	U	<	0.36	U	<	1.1	U	<	0.8	U
2-Amino-4,6-dinitrotoluene	-	0 / 27	<	0.8	U	<	0.8	U	<	0.2	U	<	0.48	U	<	0.49	U	<	0.49	U	<	0.48	U	<	0.48	U	<	0.41	U	<	0.36	U	<	0.46	U	<	0.8	U
2-Nitrotoluene	-	0 / 23	<	0.8	U	<	0.8	U	<	0.39	U	<	0.48	U	<	0.49	U	<	0.49	U	<	0.48	U	<	0.48	U	<	0.41	U	<	0.36	U	<	0.90	U	<	0.8	U
3-Nitrotoluene	-	0 / 23	<	0.8	U	<	0.8	U	<	0.39	U	<	0.48	U	<	0.49	U	<	0.49	U	<	0.48	U	<	0.48	U	<	0.41	U	<	0.36	U	<	0.57	U	<	0.8	U
4-Amino-2,6-dinitrotoluene	-	0 / 23	<	1.4	U	<	0.8	U	<	0.2	U	<	0.48	U	<	0.49	U	<	0.49	U	<	0.48	U	<	0.48	U	<	0.41	U	<	0.36	U	<	0.77	U	<	0.8	U
4-Nitrotoluene	-	0 / 23	<	0.8	U	<	0.8	U	<	0.98	U	<	0.48	U	<	0.49	U	<	0.49	U	<	0.48	U	<	0.48	U	<	0.67	U	<	0.58	U	<	1.8	U	<	0.8	U
HMX	0.27	2 / 27	<	0.8	U	<	0.8	U	<	0.39	U	<	0.48	UJ	<	0.49	U	<	0.49	U	<	0.48	U	<	0.48	U	<	0.52	U	<	0.45	U	<	1.2	U	<	1	U
MNX	-	0 / 15	<	0.8	U	<	0.8	U	<	2	U	<	0.48	U	<	0.49	U	<	0.49	U	<	0.48	U	<	0.48	U	<	0.21	U		NA			NA			NA	
Nitrobenzene	-	0 / 27	<	0.8	U	<	0.8	U	<	0.39	U	<	0.48	U	<	0.49	U	<	0.49	U	<	0.48	U	<	0.48	U	<	0.21	U	<	0.18	U	<	0.51	U	<	0.8	U
RDX	2.21	22 / 27	0.61	0.8	J	0.9	0.8		0.21	0.2		<	0.48	U	1.1	0.49		1.1	0.49		1.2	0.48		1.4	0.48		1.6	0.21		1.5	0.18		1.6	0.73		1.2	0.8	
Tetryl	-	0 / 25	<	0.8	U	<	0.8	U	<	0.24	U	<	0.48	U	<	0.49	U	<	0.49	U	<	0.48	U	<	0.48	U	<	0.41	U	<	0.36	U	<	1.2	U	<	0.8	U

Notes:
< = less than reporting limit
µg/L = micrograms per liter
HMX = octahydro-1,3,5,7-tetranitro-1,3,5,7-tetrazocine
ID = identification number
J = estimated
LOQ = limit of quantification
MNX = mono-nitroso-RDX
NA = not analyzed
NRL = no reporting limit
Qual = qualifier
RDX = hexahydro-1,3,5-trinitro-1,3,5-triazine
RL = reporting limit
U = nondetect

TABLE E.1.3-32
CORNHUSKER ARMY AMMUNITION PLANT
WELL CA311-EXPLOSIVES

FIELD ID			CA311			CA311			CA311			CA311			CA311			CA311			CA311			CA311			CA311		
METHOD	Maximum	Detection	SW846 M8330			SW846 M8330			UW51			UW51			UW51			UW33			UW33			UW32			UW32		
COLLECT DATE	Detection	Frequency	6/15/2000			3/16/1999			6/9/1998			9/30/1997			2/18/1997			7/12/1994			6/8/1994			10/9/1992			9/7/1992		
			Result	RL	Qual	Result	RL	Qual	Result	RL	Qual	Result	RL	Qual	Result	RL	Qual	Result	RL	Qual	Result	RL	Qual	Result	RL	Qual	Result	RL	Qual
EXPLOSIVES (µg/L)																													
1,3,5-Trinitrobenzene	-	0 / 27	<	0.8	U	<	0.8	U	<	1.00	U	<	0.125	U	<	0.125	U	<	0.425	U	<	0.425	U	<	0.449	U	<	0.449	U
1,3-Dinitrobenzene	-	0 / 27	<	0.8	U	<	0.8	U	<	0.500	U	<	0.989	U	<	0.989	U	<	0.549	U	<	0.549	U	<	0.611	U	<	0.611	U
2,4,6-Trinitrotoluene	-	0 / 27	<	1.5	U	<	0.8	U	<	0.500	U	<	0.29	U	<	0.29	U	<	0.451	U	<	0.451	U	<	0.635	U	<	0.635	U
2,4-Dinitrotoluene	-	0 / 27	<	1.1	U	<	0.8	U	<	0.500	U	<	0.233	U	<	0.233	U	<	0.26	U	<	0.26	U	<	0.064	U	<	0.064	U
2,6-Dinitrotoluene	-	0 / 27	<	1.1	U	<	0.8	U	<	0.500	U	<	0.2	U	<	0.2	U	<	0.26	U	<	0.26	U	<	0.074	U	<	0.074	U
2-Amino-4,6-dinitrotoluene	-	0 / 27	<	1	U	<	0.8	U	<	0.500	U	<	0.173	U	<	0.173	U	<	0.244	U	<	0.244	U	<	0.158	U	<	0.158	U
2-Nitrotoluene	-	0 / 23	<	1.1	U	<	0.8	U	<	1.00	U	<	0.319	U	<	0.319	U		NA			NA			NA			NA	
3-Nitrotoluene	-	0 / 23	<	1.1	U	<	0.8	U	<	1.00	U	<	0.514	U	<	0.514	U		NA			NA			NA			NA	
4-Amino-2,6-dinitrotoluene	-	0 / 23	<	1	U	<	0.8	U	<	1.00	U	<	0.309	U	<	0.309	U		NA			NA			NA			NA	
4-Nitrotoluene	-	0 / 23	<	1.1	U	<	0.8	U	<	1.00	U	<	0.368	U	<	0.368	U		NA			NA			NA			NA	
HMX	0.27	2 / 27	<	0.8	U	<	0.8	U	<	0.500	U	<	0.16	U	<	0.16	U	<	0.563	U	<	0.563	U	<	1.21	U	<	1.21	U
MNX	-	0 / 15		NA			NA			NA			NA			NA			NA			NA			NA			NA	
Nitrobenzene	-	0 / 27	<	0.8	U	<	0.8	U	<	0.500	U	<	0.231	U	<	0.231	U	<	0.817	U	<	0.817	U	<	0.645	U	<	0.645	U
RDX	2.21	22 / 27	1.1	0.8		2.21	0.8		1.04	1.00		2.06	0.558		<	0.558	U	1.14	NRL		<	0.412	U	<	1.17	U	<	1.17	U
Tetryl	-	0 / 25	<	1.3	U	<	0.8	U	<	0.500	U	<	0.253	U	<	0.253	U	<	1.18	U	<	1.18	U		NA			NA	

Notes:
< = less than reporting limit
µg/L = micrograms per liter
HMX = octahydro-1,3,5,7-tetranitro-1,3,5,7-tetrazocine
ID = identification number
J = estimated
LOQ = limit of quantification
MNX = mono-nitroso-RDX
NA = not analyzed
NRL = no reporting limit
Qual = qualifier
RDX = hexahydro-1,3,5-trinitro-1,3,5-triazine
RL = reporting limit
U = nondetect

TABLE E.1.3-33
CORNHUSKER ARMY AMMUNITION PLANT
WELL CA312-EXPLOSIVES

FIELD ID			CA312	CA312	CA312					CA312					CA312					CA312					CA312					CA312					CA312				
METHOD	Maximum	Detection	SW846 M8330	SW846 M8330	SW846 M8330					SW846 M8330					SW846 M8330					SW846 M8330					SW846 M8330					SW846 M8330				
COLLECT DATE	Detection	Frequency	None	None	3/16/2018					3/24/2017					8/2/2016					8/6/2015					8/11/2014					3/4/2013				
					Result	Qual	DL	LOD	LOQ	Result	Qual	DL	LOD	LOQ	Result	DL	LOD	LOQ	Qual	Result	DL	LOD	LOQ	Qual	Result	LOQ	Qual	Result	RL	Qual									
EXPLOSIVES (µg/L)																																						
1,3,5-Trinitrobenzene	0.127	1 / 27			<	U	0.032	0.1	0.16	<	U	0.032	0.1	0.16	<	0.21	0.42	1	U	<	0.41	0.41	1.0	U	<	1	U	<	0.8	U									
1,3-Dinitrobenzene	-	0 / 27			<	U	0.052	0.1	0.16	<	U	0.052	0.1	0.16	<	0.093	0.21	0.42	U	<	0.20	0.20	0.41	U	<	0.41	U	<	0.8	U									
2,4,6-Trinitrotoluene	-	0 / 27			<	U	0.052	0.1	0.16	<	U	0.052	0.1	0.16	<	0.076	0.21	0.42	U	<	0.20	0.20	0.41	U	<	0.41	U	<	0.8	U									
2,4-Dinitrotoluene	-	0 / 27			<	U	0.052	0.1	0.13	<	U	0.052	0.1	0.14	<	0.087	0.21	0.42	U	<	0.20	0.20	0.41	UJ	<	0.41	U	<	0.8	U									
2,6-Dinitrotoluene	-	0 / 27	**Abandoned**	**Not Sampled**	<	U	0.052	0.1	0.13	<	U	0.052	0.1	0.14	<	0.067	0.21	0.21	U	<	0.20	0.20	0.20	UJ	<	0.21	U	<	0.8	U									
2-Amino-4,6-dinitrotoluene	-	0 / 27	**2020**	**in 2019, 2020**	<	U	0.031	0.1	0.16	<	U	0.031	0.1	0.16	<	0.053	0.13	0.21	U	<	0.12	0.12	0.20	UJ	<	0.21	U	<	0.8	U									
2-Nitrotoluene	-	0 / 23			<	U	0.091	0.21	0.52	<	U	0.092	0.21	0.52	<	0.089	0.21	0.42	U	<	0.20	0.20	0.41	UJ	<	0.41	U	<	0.8	U									
3-Nitrotoluene	-	0 / 23			<	U	0.059	0.21	0.52	<	U	0.059	0.21	0.52	<	0.087	0.21	0.42	U	<	0.20	0.20	0.41	UJ	<	0.41	U	<	0.8	U									
4-Amino-2,6-dinitrotoluene	-	0 / 25			<	U	0.052	0.1	0.16	<	U	0.052	0.1	0.16	<	0.06	0.13	0.21	U	<	0.12	0.12	0.20	U	<	0.21	U	<	1.4	U									
4-Nitrotoluene	-	0 / 23			<	U	0.091	0.21	0.52	<	U	0.092	0.21	0.52	<	0.21	0.42	1	U	<	0.41	0.41	1.0	UJ	<	1	U	<	0.8	U									
HMX	0.8	11 / 27			0.61		0.029	0.1	0.16	<	U	0.038	0.1	0.16	0.23	0.091	0.21	0.42	J	0.80	0.80	0.20	0.41		0.58	0.41		0.68	0.8	J									
MNX	0.17 J	1 / 15			<	U	0.037	0.1	0.52	<	U	0.029	0.1	0.52	<	0.37	0.37	2.1	U	<	0.37	0.37	2.0	U	<	2.1	U	<	0.8	U									
Nitrobenzene	-	0 / 27			<	U	0.052	0.1	0.16	<	U	0.052	0.1	0.16	<	0.095	0.21	0.42	U	<	0.20	0.20	0.41	U	<	0.41	U	<	0.8	U									
RDX	5.2	27 / 27			0.85		0.037	0.1	0.16	0.6		0.038	0.1	0.16	0.47	0.055	0.13	0.21		1.6	1.6	0.12	0.20		1.6	0.21		2.1	0.8	J									
Tetryl	-	0 / 25			<	U	0.052	0.1	0.16	<	U	0.052	0.1	0.16	<	0.083	0.21	0.25	U	<	0.20	0.20	0.25	U	<	0.25	U	<	1.6	U									

Notes:
< = less than reporting limit
µg/L = micrograms per liter
HMX = octahydro-1,3,5,7-tetranitro-1,3,5,7-tetrazocine
ID = identification number
J = estimated
LOQ = limit of quantification
MNX = mono-nitroso-RDX
NA = not analyzed
NRL = no reporting limit
Qual = qualifier
RDX = hexahydro-1,3,5-trinitro-1,3,5-triazine
RL = reporting limit
U = nondetect

TABLE E.1.3-33
CORNHUSKER ARMY AMMUNITION PLANT
WELL CA312-EXPLOSIVES

FIELD ID			CA312			CA312			CA312			CA312			CA312			CA312			CA312			CA312			CA312			CA312			CA312		
METHOD	Maximum	Detection	SW846 M8330			SW846 M8330			SW846 M8330			SW846 M8330			SW846 M8330			SW846 M8330			SW846 M8330			SW846 M8330			SW846 M8330			SW846 M8330			SW846 M8330		
COLLECT DATE	Detection	Frequency	2/28/2012			2/28/2011			3/8/2010			3/2/2009			3/4/2008			3/5/2007			3/6/2006			3/7/2005			3/8/2004			3/10/2003			3/11/2002			3/13/2001		
			Result	RL	Qual	Result	RL	Qual	Result	RL	Qual	Result	RL	Qual	Result	RL	Qual	Result	RL	Qual	Result	RL	Qual	Result	RL	Qual	Result	RL	Qual	Result	RL	Qual	Result	RL	Qual	Result	RL	Qual
EXPLOSIVES (µg/L)																																					
1,3,5-Trinitrobenzene	0.127	1 / 27	<	0.8	U	<	0.8	U	<	1	U	<	0.48	U	<	0.48	U	<	0.5	U	<	0.48	U	<	0.48	U	<	0.27	U	<	0.16	U	<	0.39	U	<	0.8	U
1,3-Dinitrobenzene	-	0 / 27	<	0.8	U	<	0.8	U	<	0.4	U	<	0.48	U	<	0.48	U	<	0.5	U	<	0.48	U	<	0.48	U	<	0.27	U	<	0.16	U	<	0.26	U	<	0.8	U
2,4,6-Trinitrotoluene	-	0 / 27	<	0.8	U	<	0.8	U	<	0.4	U	<	0.48	U	<	0.48	U	<	0.5	U	<	0.48	U	<	0.48	U	<	0.27	U	<	0.16	U	<	0.33	U	<	0.8	U
2,4-Dinitrotoluene	-	0 / 27	<	0.8	U	<	0.8	U	<	0.4	U	<	0.48	U	<	0.48	U	<	0.5	U	<	0.48	U	<	0.48	U	<	0.52	U	<	0.31	U	<	0.26	U	<	0.8	U
2,6-Dinitrotoluene	-	0 / 27	<	0.8	U	<	0.8	U	<	0.2	U	<	0.48	U	<	0.48	U	<	0.5	U	<	0.48	U	<	0.48	U	<	0.52	U	<	0.31	U	<	1.0	U	<	0.8	U
2-Amino-4,6-dinitrotoluene	-	0 / 27	<	0.8	U	<	0.8	U	<	0.2	U	<	0.48	U	<	0.48	U	<	0.5	U	<	0.48	U	<	0.48	U	<	0.52	U	<	0.31	U	<	0.41	U	<	0.8	U
2-Nitrotoluene	-	0 / 23	<	0.8	U	<	0.8	U	<	0.4	U	<	0.48	U	<	0.48	U	<	0.5	U	<	0.48	U	<	0.48	U	<	0.52	U	<	0.31	U	<	0.80	U	<	0.8	U
3-Nitrotoluene	-	0 / 23	<	0.8	U	<	0.8	U	<	0.4	U	<	0.48	U	<	0.48	U	<	0.5	U	<	0.48	U	<	0.48	U	<	0.52	U	<	0.31	U	<	0.51	U	<	0.8	U
4-Amino-2,6-dinitrotoluene	-	0 / 25	<	1.4	U	<	0.8	U	<	0.2	U	<	0.48	U	<	0.48	U	<	0.5	U	<	0.48	U	<	0.48	U	<	0.52	U	<	0.31	U	<	0.69	U	<	0.8	U
4-Nitrotoluene	-	0 / 23	<	0.8	U	<	0.8	U	<	1	U	<	0.48	U	<	0.48	U	<	0.5	U	<	0.48	U	<	0.48	U	<	0.83	U	<	0.5	U	<	1.6	U	<	0.8	U
HMX	0.8	11 / 27	0.45	0.8	J	0.38	0.8	J	0.4	0.4		<	0.48	U	<	0.48	U	<	0.5	U	<	0.48	U	0.39	0.48	J	0.5	0.65	J	0.34	0.39	J	<	1.1	U	<	1	U
MNX	0.17 J	1 / 15	<	0.8	U	<	0.8	U	<	2	U	<	0.48	U	<	0.48	U	<	0.5	U	<	0.48	U	<	0.48	U	0.17	0.27	J		NA			NA			NA	
Nitrobenzene	-	0 / 27	<	0.8	U	<	0.8	U	<	0.4	U	<	0.48	U	<	0.48	U	<	0.5	U	<	0.48	U	<	0.48	U	<	0.27	U	<	0.16	U	<	0.46	U	<	0.8	U
RDX	5.2	27 / 27	2.1	0.8		2.1	0.8		1.5	0.2		1.8	0.48		3.5	0.48		4.1	0.5		3.4	0.48		4	0.48		5.2	0.27		4.3	0.16		4.7	0.65		3.6	0.8	
Tetryl	-	0 / 25	<	0.8	U	<	0.8	U	<	0.24	U	<	0.48	U	<	0.48	U	<	0.5	U	<	0.48	U	<	0.48	U	<	0.52	U	<	0.31	U	<	1.1	U	<	0.8	U

Notes:
< = less than reporting limit
µg/L = micrograms per liter
HMX = octahydro-1,3,5,7-tetranitro-1,3,5,7-tetrazocine
ID = identification number
J = estimated
LOQ = limit of quantification
MNX = mono-nitroso-RDX
NA = not analyzed
NRL = no reporting limit
Qual = qualifier
RDX = hexahydro-1,3,5-trinitro-1,3,5-triazine
RL = reporting limit
U = nondetect

TABLE E.1.3-33
CORNHUSKER ARMY AMMUNITION PLANT
WELL CA312-EXPLOSIVES

FIELD ID			CA312			CA312			CA312			CA312			CA312			CA312			CA312			CA312			CA312		
METHOD	Maximum	Detection	SW846 M8330			SW846 M8330			UW51			UW51			UW51			UW33			UW33			UW32			UW32		
COLLECT DATE	Detection	Frequency	6/15/2000			3/16/1999			6/9/1998			9/30/1997			2/18/1997			7/12/1994			6/8/1994			10/7/1992			9/7/1992		
			Result	RL	Qual	Result	RL	Qual	Result	RL	Qual	Result	RL	Qual	Result	RL	Qual	Result	RL	Qual	Result	RL	Qual	Result	RL	Qual	Result	RL	Qual
EXPLOSIVES (µg/L)																													
1,3,5-Trinitrobenzene	0.127	1 / 27	<	0.8	U	<	0.8	U	<	1.00	U	<	0.125	U	0.127	0.125		<	0.425	U	<	0.425	U	<	0.449	U	<	0.449	U
1,3-Dinitrobenzene	-	0 / 27	<	0.8	U	<	0.8	U	<	0.500	U	<	0.989	U	<	0.989	U	<	0.549	U	<	0.549	U	<	0.611	U	<	0.611	U
2,4,6-Trinitrotoluene	-	0 / 27	<	1.5	U	<	0.8	U	<	0.500	U	<	0.29	U	<	0.29	U	<	0.451	U	<	0.451	U	<	0.635	U	<	0.635	U
2,4-Dinitrotoluene	-	0 / 27	<	1.1	U	<	0.8	U	<	0.500	U	<	0.233	U	<	0.233	U	<	0.26	U	<	0.26	U	<	0.064	U	<	0.064	U
2,6-Dinitrotoluene	-	0 / 27	<	1.1	U	<	0.8	U	<	0.500	U	<	0.2	U	<	0.2	U	<	0.26	U	<	0.26	U	<	0.074	U	<	0.074	U
2-Amino-4,6-dinitrotoluene	-	0 / 27	<	1	U	<	0.8	U	<	0.500	U	<	0.173	U	<	0.173	U	<	0.244	U	<	0.954	U	<	0.158	U	<	0.158	U
2-Nitrotoluene	-	0 / 23	<	1.1	U	<	0.8	U	<	1.00	U	<	0.319	U	<	0.319	U		NA			NA			NA			NA	
3-Nitrotoluene	-	0 / 23	<	1.1	U	<	0.8	U	<	1.00	U	<	0.514	U	<	0.514	U		NA			NA			NA			NA	
4-Amino-2,6-dinitrotoluene	-	0 / 25	<	1	U	<	0.8	U	<	1.00	U	<	0.309	U	<	0.309	U	<	0.414	U	<	0.704	U		NA			NA	
4-Nitrotoluene	-	0 / 23	<	1.1	U	<	0.8	U	<	1.00	U	<	0.368	U	<	0.368	U		NA			NA			NA			NA	
HMX	0.8	11 / 27	<	0.8	U	<	0.8	U	<	0.500	U	<	0.16	U	<	0.16	U	<	0.563	U	<	0.563	U	<	1.21	U	<	1.21	U
MNX	0.17 J	1 / 15		NA			NA			NA			NA			NA			NA			NA			NA			NA	
Nitrobenzene	-	0 / 27	<	0.8	U	<	0.8	U	<	0.500	U	<	0.231	U	<	0.231	U	<	0.817	U	<	0.817	U	<	0.645	U	<	0.645	U
RDX	5.2	27 / 27	3	0.8		2.93	0.8		2.85	1.00		3.42	0.558		4.09	0.558		4.41	NRL		3.76	NRL		2.06	NRL		2.06	NRL	
Tetryl	-	0 / 25	<	1.3	U	<	0.8	U	<	0.500	U	<	0.253	U	<	0.253	U	<	1.18	U	<	1.18	U		NA			NA	

Notes:
< = less than reporting limit
µg/L = micrograms per liter
HMX = octahydro-1,3,5,7-tetranitro-1,3,5,7-tetrazocine
ID = identification number
J = estimated
LOQ = limit of quantification
MNX = mono-nitroso-RDX
NA = not analyzed
NRL = no reporting limit
Qual = qualifier
RDX = hexahydro-1,3,5-trinitro-1,3,5-triazine
RL = reporting limit
U = nondetect

TABLE E.1.3-34
CORNHUSKER ARMY AMMUNITION PLANT
WELL CA313-EXPLOSIVES

FIELD ID			CA313	CA313	CA313					CA313					CA313					CA313					CA313					CA313					CA313				
METHOD	Maximum	Detection	SW846 M8330	SW846 M8330	SW846 M8330					SW846 M8330					SW846 M8330					SW846 M8330					SW846 M8330					SW846 M8330				
COLLECT DATE	Detection	Frequency	None	None	3/16/2018					3/24/2017					8/2/2016					8/6/2015					8/11/2014					3/5/2013				
					Result	Qual	DL	LOD	LOQ	Result	Qual	DL	LOD	LOQ	Result	DL	LOD	LOQ	Qual	Result	DL	LOD	LOQ	Qual	Result	LOQ	Qual	Result	RL	Qual
EXPLOSIVES (µg/L)																																						
1,3,5-Trinitrobenzene	-	0 / 27			<	U	0.035	0.11	0.17	<	U	0.032	0.1	0.16	<	0.21	0.42	1	U	<	0.42	0.42	1.0	U	<	1	U	<	0.8	U
1,3-Dinitrobenzene	-	0 / 27			<	U	0.056	0.11	0.17	<	U	0.052	0.1	0.16	<	0.092	0.21	0.42	U	<	0.21	0.21	0.42	U	<	0.41	U	<	0.8	U
2,4,6-Trinitrotoluene	-	0 / 27			<	U	0.056	0.11	0.17	<	U	0.052	0.1	0.16	<	0.075	0.21	0.42	U	<	0.21	0.21	0.42	U	<	0.41	U	<	0.8	U
2,4-Dinitrotoluene	-	0 / 27			<	U	0.056	0.11	0.15	<	U	0.052	0.1	0.13	<	0.087	0.21	0.42	U	<	0.21	0.21	0.42	UJ	<	0.41	U	<	0.8	U
2,6-Dinitrotoluene	-	0 / 27	**Abandoned**	**Not Sampled**	<	U	0.056	0.11	0.15	<	U	0.052	0.1	0.13	<	0.067	0.21	0.21	U	<	0.21	0.21	0.21	UJ	<	0.21	U	<	0.8	U
2-Amino-4,6-dinitrotoluene	-	0 / 27	**2020**	**in 2019, 2020**	<	U	0.034	0.11	0.17	<	U	0.031	0.1	0.16	<	0.053	0.12	0.21	U	<	0.12	0.12	0.21	UJ	<	0.21	U	<	0.8	U
2-Nitrotoluene	-	0 / 23			<	U	0.099	0.22	0.56	<	U	0.091	0.21	0.52	<	0.089	0.21	0.42	U	<	0.21	0.21	0.42	UJ	<	0.41	U	<	0.8	U
3-Nitrotoluene	-	0 / 23			<	U	0.064	0.22	0.56	<	U	0.059	0.21	0.52	<	0.087	0.21	0.42	U	<	0.21	0.21	0.42	UJ	<	0.41	U	<	0.8	U
4-Amino-2,6-dinitrotoluene	-	0 / 23			<	U	0.056	0.11	0.17	<	U	0.052	0.1	0.16	<	0.06	0.12	0.21	U	<	0.12	0.12	0.21	U	<	0.21	U	<	1.4	U
4-Nitrotoluene	-	0 / 23			<	U	0.099	0.22	0.56	<	U	0.091	0.21	0.52	<	0.21	0.42	1	U	<	0.42	0.42	1.0	UJ	<	1	U	<	0.8	U
HMX	-	0 / 27			<	U	0.031	0.11	0.17	<	U	0.037	0.1	0.16	<	0.091	0.21	0.42	U	<	0.21	0.21	0.42	U	<	0.41	U	<	0.8	U
MNX	-	0 / 15			<	U	0.04	0.11	0.56	<	U	0.029	0.1	0.52	<	0.37	0.37	2.1	U	<	0.37	0.37	2.1	U	<	2.1	U	<	0.8	U
Nitrobenzene	-	0 / 27			<	U	0.056	0.11	0.17	<	U	0.052	0.1	0.16	<	0.095	0.21	0.42	U	<	0.21	0.21	0.42	U	<	0.41	U	<	0.8	U
RDX	-	0 / 27			<	U	0.04	0.11	0.17	<	U	0.037	0.1	0.16	<	0.054	0.12	0.21	U	<	0.12	0.12	0.21	U	<	0.21	U	<	0.8	U
Tetryl	-	0 / 25			<	U	0.056	0.11	0.17	<	U	0.052	0.1	0.16	<	0.083	0.21	0.25	U	<	0.21	0.21	0.25	U	<	0.25	U	<	1.6	U

Notes:
< = less than reporting limit
µg/L = micrograms per liter
HMX = octahydro-1,3,5,7-tetranitro-1,3,5,7-tetrazocine
ID = identification number
J = estimated
LOQ = limit of quantification
MNX = mono-nitroso-RDX
NA = not analyzed
NRL = no reporting limit
Qual = qualifier
RDX = hexahydro-1,3,5-trinitro-1,3,5-triazine
RL = reporting limit
U = nondetect

TABLE E.1.3-34
CORNHUSKER ARMY AMMUNITION PLANT
WELL CA313-EXPLOSIVES

FIELD ID			CA313			CA313			CA313			CA313			CA313			CA313			CA313			CA313			CA313			CA313			CA313		
METHOD	Maximum	Detection	SW846 M8330			SW846 M8330			SW846 M8330			SW846 M8330			SW846 M8330			SW846 M8330			SW846 M8330			SW846 M8330			SW846 M8330			SW846 M8330			SW846 M8330		
COLLECT DATE	Detection	Frequency	2/28/2012			2/28/2011			3/8/2010			3/2/2009			3/4/2008			3/8/2007			3/7/2006			3/7/2005			3/8/2004			3/10/2003			3/11/2002			3/13/2001		
			Result	RL	Qual	Result	RL	Qual	Result	RL	Qual	Result	RL	Qual	Result	RL	Qual	Result	RL	Qual	Result	RL	Qual	Result	RL	Qual	Result	RL	Qual	Result	RL	Qual	Result	RL	Qual	Result	RL	Qual
EXPLOSIVES (µg/L)																																					
1,3,5-Trinitrobenzene	-	0 / 27	<	0.8	U	<	0.8	U	<	1	U	<	0.49	U	<	0.48	U	<	0.50	U	<	0.48	U	<	0.48	U	<	0.33	U	<	0.24	U	<	0.56	U	<	0.8	U
1,3-Dinitrobenzene	-	0 / 27	<	0.8	U	<	0.8	U	<	0.4	U	<	0.49	U	<	0.48	U	<	0.50	U	<	0.48	U	<	0.48	U	<	0.33	U	<	0.24	U	<	0.37	U	<	0.8	U
2,4,6-Trinitrotoluene	-	0 / 27	<	0.8	U	<	0.8	U	<	0.4	U	<	0.49	U	<	0.48	U	<	0.50	U	<	0.48	U	<	0.48	U	<	0.33	U	<	0.24	U	<	0.47	U	<	0.8	U
2,4-Dinitrotoluene	-	0 / 27	<	0.8	U	<	0.8	U	<	0.4	U	<	0.49	U	<	0.48	U	<	0.50	U	<	0.48	U	<	0.48	U	<	0.64	U	<	0.46	U	<	0.37	U	<	0.8	U
2,6-Dinitrotoluene	-	0 / 27	<	0.8	U	<	0.8	U	<	0.2	U	<	0.49	U	<	0.48	U	<	0.50	U	<	0.48	U	<	0.48	U	<	0.64	U	<	0.46	U	<	1.4	U	<	0.8	U
2-Amino-4,6-dinitrotoluene	-	0 / 27	<	0.8	U	<	0.8	U	<	0.2	U	<	0.49	U	<	0.48	U	<	0.50	U	<	0.48	U	<	0.48	U	<	0.64	U	<	0.46	U	<	0.58	U	<	0.8	U
2-Nitrotoluene	-	0 / 23	<	0.8	U	<	0.8	U	<	0.4	U	<	0.49	U	<	0.48	U	<	0.50	U	<	0.48	U	<	0.48	U	<	0.64	U	<	0.46	U	<	1.1	U	<	0.8	U
3-Nitrotoluene	-	0 / 23	<	0.8	U	<	0.8	U	<	0.4	U	<	0.49	U	<	0.48	U	<	0.50	U	<	0.48	U	<	0.48	U	<	0.64	U	<	0.46	U	<	0.72	U	<	0.8	U
4-Amino-2,6-dinitrotoluene	-	0 / 23	<	1.4	U	<	0.8	U	<	0.2	U	<	0.49	U	<	0.48	U	<	0.50	U	<	0.48	U	<	0.48	U	<	0.64	U	<	0.46	U	<	0.98	U	<	0.8	U
4-Nitrotoluene	-	0 / 23	<	0.8	U	<	0.8	U	<	1	U	<	0.49	U	<	0.48	U	<	0.50	U	<	0.48	U	<	0.48	U	<	1	U	<	0.74	U	<	2.3	U	<	0.8	U
HMX	-	0 / 27	<	0.8	U	<	0.8	U	<	0.4	U	<	0.49	U	<	0.48	U	<	0.50	U	<	0.48	U	<	0.48	U	<	0.8	U	<	0.58	U	<	1.6	U	<	1	U
MNX	-	0 / 15	<	0.8	U	<	0.8	U	<	2	U	<	0.49	U	<	0.48	U	<	0.50	U	<	0.48	U	<	0.48	U	<	0.33	U		NA			NA			NA	
Nitrobenzene	-	0 / 27	<	0.8	U	<	0.8	U	<	0.4	U	<	0.49	U	<	0.48	U	<	0.50	U	<	0.48	U	<	0.48	U	<	0.33	U	<	0.24	U	<	0.65	U	<	0.8	U
RDX	-	0 / 27	<	0.8	U	<	0.8	U	<	0.2	U	<	0.49	U	<	0.48	U	<	0.50	U	<	0.48	U	<	0.48	U	<	0.33	U	<	0.24	U	<	0.93	U	<	0.8	U
Tetryl	-	0 / 25	<	0.8	U	<	0.8	U	<	0.24	U	<	0.49	U	<	0.48	U	<	0.50	U	<	0.48	U	<	0.48	U	<	0.64	U	<	0.46	U	<	1.5	U	<	0.8	U

Notes:
< = less than reporting limit
µg/L = micrograms per liter
HMX = octahydro-1,3,5,7-tetranitro-1,3,5,7-tetrazocine
ID = identification number
J = estimated
LOQ = limit of quantification
MNX = mono-nitroso-RDX
NA = not analyzed
NRL = no reporting limit
Qual = qualifier
RDX = hexahydro-1,3,5-trinitro-1,3,5-triazine
RL = reporting limit
U = nondetect

TABLE E.1.3-34
CORNHUSKER ARMY AMMUNITION PLANT
WELL CA313-EXPLOSIVES

FIELD ID			CA313			CA313			CA313			CA313			CA313			CA313			CA313			CA313			CA313		
METHOD	Maximum	Detection	SW846 M8330			SW846 M8330			UW51			UW51			UW51			UW33			UW33			UW32			UW32		
COLLECT DATE	Detection	Frequency	6/15/2000			3/16/1999			6/9/1998			9/30/1997			12/12/1996			7/14/1994			6/9/1994			10/7/1992			9/7/1992		
			Result	RL	Qual	Result	RL	Qual	Result	RL	Qual	Result	RL	Qual	Result	RL	Qual	Result	RL	Qual	Result	RL	Qual	Result	RL	Qual	Result	RL	Qual
EXPLOSIVES (µg/L)																													
1,3,5-Trinitrobenzene	-	0 / 27	<	0.8	U	<	0.4	U	<	1.00	U	<	0.125	U	<	0.125	U	<	0.425	U	<	0.425	U	<	0.449	U	<	0.449	U
1,3-Dinitrobenzene	-	0 / 27	<	0.8	U	<	1	U	<	0.500	U	<	0.989	U	<	0.989	U	<	0.549	U	<	0.549	U	<	0.611	U	<	0.611	U
2,4,6-Trinitrotoluene	-	0 / 27	<	1.5	U	<	1	U	<	0.500	U	<	0.29	U	<	0.29	U	<	0.451	U	<	0.451	U	<	0.635	U	<	0.635	U
2,4-Dinitrotoluene	-	0 / 27	<	1.1	U	<	0.6	U	<	0.500	U	<	0.233	U	<	0.233	U	<	0.26	U	<	0.26	U	<	0.064	U	<	0.064	U
2,6-Dinitrotoluene	-	0 / 27	<	1.1	U	<	1	U	<	0.500	U	<	0.2	U	<	0.2	U	<	0.26	U	<	0.26	U	<	0.074	U	<	0.074	U
2-Amino-4,6-dinitrotoluene	-	0 / 27	<	1	U	<	1	U	<	0.500	U	<	0.173	U	<	0.173	U	<	0.244	U	<	0.244	U	<	0.158	U	<	0.158	U
2-Nitrotoluene	-	0 / 23	<	1.1	U	<	1	U	<	1.00	U	<	0.319	U	<	0.319	U		NA			NA			NA			NA	
3-Nitrotoluene	-	0 / 23	<	1.1	U	<	1	U	<	1.00	U	<	0.514	U	<	0.514	U		NA			NA			NA			NA	
4-Amino-2,6-dinitrotoluene	-	0 / 23	<	1	U	<	1	U	<	1.00	U	<	0.309	U	<	0.309	U		NA			NA			NA			NA	
4-Nitrotoluene	-	0 / 23	<	1.1	U	<	1	U	<	1.00	U	<	0.368	U	<	0.368	U		NA			NA			NA			NA	
HMX	-	0 / 27	<	0.8	U	<	1	U	<	0.500	U	<	0.16	U	<	0.16	U	<	0.563	U	<	0.563	U	<	1.21	U	<	1.21	U
MNX	-	0 / 15		NA			NA			NA			NA			NA			NA			NA			NA			NA	
Nitrobenzene	-	0 / 27	<	0.8	U	<	1	U	<	0.500	U	<	0.231	U	<	0.231	U	<	0.817	U	<	0.817	U	<	0.645	U	<	0.645	U
RDX	-	0 / 27	<	0.8	U	<	1	U	<	1.00	U	<	0.558	U	<	0.558	U	<	0.412	U	<	0.412	U	<	1.17	U	<	1.17	U
Tetryl	-	0 / 25	<	1.3	U	<	1	U	<	0.500	U	<	0.253	U	<	0.253	U	<	1.18	U	<	1.18	U		NA			NA	

Notes:
< = less than reporting limit
µg/L = micrograms per liter
HMX = octahydro-1,3,5,7-tetranitro-1,3,5,7-tetrazocine
ID = identification number
J = estimated
LOQ = limit of quantification
MNX = mono-nitroso-RDX
NA = not analyzed
NRL = no reporting limit
Qual = qualifier
RDX = hexahydro-1,3,5-trinitro-1,3,5-triazine
RL = reporting limit
U = nondetect

TABLE E.1.3-35
CORNHUSKER ARMY AMMUNITION PLANT
WELL CA322-EXPLOSIVES

FIELD ID			CA322			CA322			CA322			CA322			CA322			CA322			CA322			CA322			CA322			CA322			CA322		
METHOD	Maximum	Detection	SW846 M8330			SW846 M8330			SW846 M8330			SW846 M8330			SW846 M8330			SW846 M8330			SW846 M8330			SW846 M8330			SW846 M8330			SW846 M8330			SW846 M8330		
COLLECT DATE	Detection	Frequency	None			None			3/5/2013			2/28/2012			3/1/2011			3/5/2010			3/3/2009			3/4/2008			3/5/2007			3/7/2006			3/8/2005			3/9/2004		
			Result	RL	Qual	Result	RL	Qual	Result	RL	Qual	Result	RL	Qual	Result	RL	Qual	Result	RL	Qual	Result	RL	Qual	Result	RL	Qual	Result	RL	Qual	Result	RL	Qual	Result	RL	Qual	Result	RL	Qual
EXPLOSIVES (µg/L)																																						
1,3,5-Trinitrobenzene	-	0 / 20							<	0.8	U	<	0.8	U	<	0.8	U	<	0.99	U	<	0.48	U	<	0.48	U	<	0.52	U	<	0.48	U	<	0.48	U	<	0.3	U
1,3-Dinitrobenzene	-	0 / 20							<	0.8	U	<	0.8	U	<	0.8	U	<	0.4	U	<	0.48	U	<	0.48	U	<	0.52	U	<	0.48	U	<	0.48	U	<	0.3	U
2,4,6-Trinitrotoluene	-	0 / 20							<	0.8	U	<	0.8	U	<	0.8	U	<	0.4	U	<	0.48	U	<	0.48	U	<	0.52	U	<	0.48	U	<	0.48	U	<	0.3	U
2,4-Dinitrotoluene	-	0 / 20							<	0.8	U	<	0.8	U	<	0.8	U	<	0.4	U	<	0.48	U	<	0.48	U	<	0.52	U	<	0.48	U	<	0.48	U	<	0.57	U
2,6-Dinitrotoluene	-	0 / 20	**Abandoned**			**Not Sampled**			<	0.8	U	<	0.8	U	<	0.8	U	<	0.2	U	<	0.48	U	<	0.48	U	<	0.52	U	<	0.48	U	<	0.48	U	<	0.57	U
2-Amino-4,6-dinitrotoluene	-	0 / 20	**2020**			**in 2014 through 2020**			<	0.8	U	<	0.8	U	<	0.8	U	<	0.2	U	<	0.48	U	<	0.48	U	<	0.52	U	<	0.48	U	<	0.48	U	<	0.57	U
2-Nitrotoluene	-	0 / 18							<	0.8	U	<	0.8	U	<	0.8	U	<	0.4	U	<	0.48	U	<	0.48	U	<	0.52	U	<	0.48	U	<	0.48	U	<	0.57	U
3-Nitrotoluene	-	0 / 18							<	0.8	U	<	0.8	U	<	0.8	U	<	0.4	U	<	0.48	U	<	0.48	U	<	0.52	U	<	0.48	U	<	0.48	U	<	0.57	U
4-Amino-2,6-dinitrotoluene	-	0 / 18							<	1.4	U	<	1.4	U	<	0.8	U	<	0.2	U	<	0.48	U	<	0.48	U	<	0.52	U	<	0.48	U	<	0.48	U	<	0.57	U
4-Nitrotoluene	-	0 / 18							<	0.8	U	<	0.8	U	<	0.8	U	<	0.99	U	<	0.48	U	<	0.48	U	<	0.52	U	<	0.48	U	<	0.48	U	<	0.93	U
HMX	0.14 J	1 / 20							<	0.8	U	0.14	0.8	J	<	0.8	U	<	0.4	U	<	0.48	U	<	0.48	U	<	0.52	U	<	0.48	U	<	0.48	U	<	0.72	U
MNX	-	0 / 10							<	0.8	U	<	0.8	U	<	0.8	U	<	2	U	<	0.48	U	<	0.48	U	<	0.52	U	<	0.48	U	<	0.48	U	<	0.3	U
Nitrobenzene	-	0 / 20							<	0.8	U	<	0.8	U	<	0.8	U	<	0.4	U	<	0.48	U	<	0.48	U	<	0.52	U	<	0.48	U	<	0.48	U	<	0.3	U
RDX	-	0 / 20							<	0.8	U	<	0.8	U	<	0.8	U	<	0.2	U	<	0.48	U	<	0.48	U	<	0.52	U	<	0.48	U	<	0.48	U	<	0.3	U
Tetryl	-	0 / 20							<	1.6	U	<	0.8	U	<	0.8	U	<	0.24	U	<	0.48	U	<	0.48	U	<	0.52	U	<	0.48	U	<	0.48	U	<	0.57	U

Notes:
< = less than reporting limit
µg/L = micrograms per liter
HMX = octahydro-1,3,5,7-tetranitro-1,3,5,7-tetrazocine
ID = identification number
J = estimated
LOQ = limit of quantification
MNX = mono-nitroso-RDX
NA = not analyzed
NRL = no reporting limit
Qual = qualifier
RDX = hexahydro-1,3,5-trinitro-1,3,5-triazine
RL = reporting limit
U = nondetect

TABLE E.1.3-35
CORNHUSKER ARMY AMMUNITION PLANT
WELL CA322-EXPLOSIVES

FIELD ID			CA322			CA322			CA322			CA322			CA322			CA322			CA322			CA322			CA322			CA322		
METHOD	Maximum	Detection	SW846 M8330			SW846 M8330			SW846 M8330			SW846 M8330			SW846 M8330			UW51			UW51			UW51			UW33			UW33		
COLLECT DATE	Detection	Frequency	3/11/2003			3/12/2002			3/13/2001			3/8/2000			3/16/1999			6/10/1998			9/30/1997			12/12/1996			8/24/1994			7/13/1994		
			Result	RL	Qual	Result	RL	Qual	Result	RL	Qual	Result	RL	Qual	Result	RL	Qual	Result	RL	Qual	Result	RL	Qual	Result	RL	Qual	Result	RL	Qual	Result	RL	Qual
EXPLOSIVES (µg/L)																																
1,3,5-Trinitrobenzene	-	0 / 20	<	0.24	U	<	0.39	U	<	0.8	U	<	0.8	U	<	0.8	U	<	1.00	U	<	0.125	U	<	0.125	U	<	0.425	U	<	0.425	U
1,3-Dinitrobenzene	-	0 / 20	<	0.24	U	<	0.26	U	<	0.8	U	<	0.8	U	<	0.8	U	<	0.500	U	<	0.989	U	<	0.989	U	<	0.549	U	<	0.549	U
2,4,6-Trinitrotoluene	-	0 / 20	<	0.24	U	<	0.33	U	<	0.8	U	<	1.5	U	<	0.8	U	<	0.500	U	<	0.29	U	<	0.29	U	<	0.451	U	<	0.451	U
2,4-Dinitrotoluene	-	0 / 20	<	0.46	U	<	0.26	U	<	0.8	U	<	1.1	U	<	0.8	U	<	0.500	U	<	0.233	U	<	0.233	U	<	0.26	U	<	0.26	U
2,6-Dinitrotoluene	-	0 / 20	<	0.46	U	<	1.0	U	<	0.8	U	<	1.1	U	<	0.8	U	<	0.500	U	<	0.2	U	<	0.2	U	<	0.26	U	<	0.26	U
2-Amino-4,6-dinitrotoluene	-	0 / 20	<	0.46	U	<	0.41	U	<	0.8	U	<	1	U	<	0.8	U	<	0.500	U	<	0.173	U	<	0.173	U	<	0.244	U	<	0.244	U
2-Nitrotoluene	-	0 / 18	<	0.46	U	<	0.80	U	<	0.8	U	<	1.1	U	<	0.8	U	<	1.00	U	<	0.319	U	<	0.319	U		NA			NA	
3-Nitrotoluene	-	0 / 18	<	0.46	U	<	0.51	U	<	0.8	U	<	1.1	U	<	0.8	U	<	1.00	U	<	0.514	U	<	0.514	U		NA			NA	
4-Amino-2,6-dinitrotoluene	-	0 / 18	<	0.46	U	<	0.69	U	<	0.8	U	<	1	U	<	0.8	U	<	1.00	U	<	0.309	U	<	0.309	U		NA			NA	
4-Nitrotoluene	-	0 / 18	<	0.75	U	<	1.6	U	<	0.8	U	<	1.1	U	<	0.8	U	<	1.00	U	<	0.368	U	<	0.368	U		NA			NA	
HMX	0.14 J	1 / 20	<	0.58	U	<	1.1	U	<	1	U	<	0.8	U	<	0.8	U	<	0.500	U	<	0.16	U	<	0.16	U	<	0.563	U	<	0.563	U
MNX	-	0 / 10		NA			NA			NA			NA			NA			NA			NA			NA			NA			NA	
Nitrobenzene	-	0 / 20	<	0.24	U	<	0.46	U	<	0.8	U	<	0.8	U	<	0.8	U	<	0.500	U	<	0.231	U	<	0.231	U	<	0.817	U	<	0.817	U
RDX	-	0 / 20	<	0.24	U	<	0.65	U	<	0.8	U	<	0.8	U	<	0.8	U	<	1.00	U	<	0.558	U	<	0.558	U	<	0.412	U	<	0.412	U
Tetryl	-	0 / 20	<	0.46	U	<	1.1	U	<	0.8	U	<	1.3	U	<	0.8	U	<	0.500	U	<	0.253	U	<	0.253	U	<	1.18	U	<	1.18	U

Notes:
< = less than reporting limit
µg/L = micrograms per liter
HMX = octahydro-1,3,5,7-tetranitro-1,3,5,7-tetrazocine
ID = identification number
J = estimated
LOQ = limit of quantification
MNX = mono-nitroso-RDX
NA = not analyzed
NRL = no reporting limit
Qual = qualifier
RDX = hexahydro-1,3,5-trinitro-1,3,5-triazine
RL = reporting limit
U = nondetect

TABLE E.1.3-36
CORNHUSKER ARMY AMMUNITION PLANT
WELL CA330-EXPLOSIVES

FIELD ID			CA330	CA330	CA330					CA330					CA330					CA330					CA330					CA330					CA330				
METHOD	Maximum	Detection	SW846 M8330	SW846 M8330	SW846 M8330					SW846 M8330					SW846 M8330					SW846 M8330					SW846 M8330					SW846 M8330				
COLLECT DATE	Detection	Frequency	None	None	3/15/2018					3/24/2017					8/2/2016					8/7/2015					8/11/2014					3/4/2013				
					Result	Qual	DL	LOD	LOQ	Result	Qual	DL	LOD	LOQ	Result	DL	LOD	LOQ	Qual	Result	DL	LOD	LOQ	Qual	Result	LOQ	Qual	Result	RL	Qual										
EXPLOSIVES (µg/L)																																						
1,3,5-Trinitrobenzene	0.11 J	1 / 21			<	UJ	0.032	0.1	0.15	0.11	J	0.032	0.1	0.15	<	0.21	0.42	1.1	U	<	0.42	0.42	1.0	UJ	<	1	UJ	<	0.8	UJ										
1,3-Dinitrobenzene	-	0 / 21			<	UJ	0.051	0.1	0.15	<	U	0.052	0.1	0.15	<	0.094	0.21	0.42	U	<	0.21	0.21	0.42	UJ	<	0.41	U	<	0.8	U										
2,4,6-Trinitrotoluene	-	0 / 21			<	UJ	0.051	0.1	0.15	<	U	0.052	0.1	0.15	<	0.076	0.21	0.42	U	<	0.21	0.21	0.42	UJ	<	0.41	U	<	0.8	U										
2,4-Dinitrotoluene	-	0 / 21			<	UJ	0.051	0.1	0.13	<	U	0.052	0.1	0.13	<	0.088	0.21	0.42	U	<	0.21	0.21	0.42	UJ	<	0.41	U	<	0.8	U										
2,6-Dinitrotoluene	-	0 / 21	**Abandoned**	**Not Sampled**	<	UJ	0.051	0.1	0.13	<	U	0.052	0.1	0.13	<	0.068	0.21	0.21	U	<	0.21	0.21	0.21	UJ	<	0.21	U	<	0.8	U										
2-Amino-4,6-dinitrotoluene	-	0 / 21	**2020**	**in 2019, 2020**	<	UJ	0.031	0.1	0.15	<	U	0.031	0.1	0.15	<	0.054	0.13	0.21	U	<	0.13	0.13	0.21	UJ	<	0.21	U	<	0.8	U										
2-Nitrotoluene	-	0 / 21			<	UJ	0.09	0.2	0.51	<	U	0.091	0.21	0.52	<	0.09	0.21	0.42	U	<	0.21	0.21	0.42	UJ	<	0.41	UJ	<	0.8	UJ										
3-Nitrotoluene	-	0 / 21			<	UJ	0.058	0.2	0.51	<	U	0.059	0.21	0.52	<	0.088	0.21	0.42	U	<	0.21	0.21	0.42	UJ	<	0.41	UJ	<	0.8	UJ										
4-Amino-2,6-dinitrotoluene	-	0 / 21			<	UJ	0.051	0.1	0.15	<	U	0.052	0.1	0.15	<	0.061	0.13	0.21	UJ	<	0.13	0.13	0.21	UJ	<	0.21	U	<	1.4	U										
4-Nitrotoluene	-	0 / 21			<	UJ	0.09	0.2	0.51	<	U	0.091	0.21	0.52	<	0.21	0.42	1.1	U	<	0.42	0.42	1.0	UJ	<	1	UJ	<	0.8	UJ										
HMX	-	0 / 21			<	UJ	0.029	0.1	0.15	<	U	0.037	0.1	0.15	<	0.093	0.21	0.42	U	<	0.21	0.21	0.42	UJ	<	0.41	U	<	0.8	U										
MNX	-	0 / 15			<	UJ	0.037	0.1	0.51	<	U	0.029	0.1	0.52	<	0.38	0.38	2.1	U	<	0.37	0.37	2.1	U	<	2.1	U	<	0.8	U										
Nitrobenzene	-	0 / 21			<	UJ	0.051	0.1	0.15	<	U	0.052	0.1	0.15	<	0.096	0.21	0.42	U	<	0.21	0.21	0.42	UJ	<	0.41	UJ	<	0.8	UJ										
RDX	-	0 / 21			<	UJ	0.037	0.1	0.15	<	U	0.037	0.1	0.15	<	0.055	0.13	0.21	U	<	0.13	0.13	0.21	UJ	<	0.21	U	<	0.8	U										
Tetryl	-	0 / 21			<	UJ	0.051	0.1	0.15	<	U	0.052	0.1	0.15	<	0.084	0.21	0.25	U	<	0.21	0.21	0.25	UJ	<	0.25	UJ	<	1.6	UJ										

Notes:
< = less than reporting limit
µg/L = micrograms per liter
HMX = octahydro-1,3,5,7-tetranitro-1,3,5,7-tetrazocine
ID = identification number
J = estimated
LOQ = limit of quantification
MNX = mono-nitroso-RDX
NA = not analyzed
NRL = no reporting limit
Qual = qualifier
RDX = hexahydro-1,3,5-trinitro-1,3,5-triazine
RL = reporting limit
U = nondetect

TABLE E.1.3-36
CORNHUSKER ARMY AMMUNITION PLANT
WELL CA330-EXPLOSIVES

FIELD ID			CA330			CA330			CA330			CA330			CA330			CA330			CA330			CA330			CA330			CA330			CA330			CA330		
METHOD	Maximum	Detection	SW846 M8330			SW846 M8330			SW846 M8330			SW846 M8330			SW846 M8330			SW846 M8330			SW846 M8330			SW846 M8330			SW846 M8330			SW846 M8330			SW846 M8330			SW846 M8330		
COLLECT DATE	Detection	Frequency	2/27/2012			2/28/2011			3/5/2010			3/2/2009			3/3/2008			3/5/2007			3/6/2006			3/7/2005			3/8/2004			3/10/2003			3/12/2002			3/12/2001		
			Result	RL	Qual	Result	RL	Qual	Result	RL	Qual	Result	RL	Qual	Result	RL	Qual	Result	RL	Qual	Result	RL	Qual	Result	RL	Qual	Result	RL	Qual	Result	RL	Qual	Result	RL	Qual	Result	RL	Qual
EXPLOSIVES (µg/L)																																						
1,3,5-Trinitrobenzene	0.11 J	1 / 21	<	0.8	U	<	0.8	U	<	0.99	U	<	0.48	U	<	0.49	U	<	0.48	U	<	0.48	U	<	0.48	U	<	0.46	U	<	0.22	U	<	0.30	U	<	0.8	U
1,3-Dinitrobenzene	-	0 / 21	<	0.8	U	<	0.8	U	<	0.4	U	<	0.48	U	<	0.49	U	<	0.48	U	<	0.48	U	<	0.48	U	<	0.46	U	<	0.22	U	<	0.20	U	<	0.8	U
2,4,6-Trinitrotoluene	-	0 / 21	<	0.8	U	<	0.8	U	<	0.4	U	<	0.48	U	<	0.49	U	<	0.48	U	<	0.48	U	<	0.48	U	<	0.46	U	<	0.22	U	<	0.25	U	<	0.8	U
2,4-Dinitrotoluene	-	0 / 21	<	0.8	U	<	0.8	U	<	0.4	U	<	0.48	U	<	0.49	U	<	0.48	U	<	0.48	U	<	0.48	U	<	0.89	U	<	0.43	U	<	0.20	U	<	0.8	U
2,6-Dinitrotoluene	-	0 / 21	<	0.8	U	<	0.8	U	<	0.2	U	<	0.48	U	<	0.49	U	<	0.48	U	<	0.48	U	<	0.48	U	<	0.89	U	<	0.43	U	<	0.78	U	<	0.8	U
2-Amino-4,6-dinitrotoluene	-	0 / 21	<	0.8	U	<	0.8	U	<	0.2	U	<	0.48	U	<	0.49	U	<	0.48	U	<	0.48	U	<	0.48	U	<	0.89	U	<	0.43	U	<	0.31	U	<	0.8	U
2-Nitrotoluene	-	0 / 21	<	0.8	U	<	0.8	U	<	0.4	U	<	0.48	U	<	0.49	U	<	0.48	U	<	0.48	U	<	0.48	U	<	0.89	U	<	0.43	U	<	0.61	U	<	0.8	U
3-Nitrotoluene	-	0 / 21	<	0.8	U	<	0.8	U	<	0.4	U	<	0.48	U	<	0.49	U	<	0.48	U	<	0.48	U	<	0.48	U	<	0.89	U	<	0.43	U	<	0.39	U	<	0.8	U
4-Amino-2,6-dinitrotoluene	-	0 / 21	<	1.4	U	<	0.8	U	<	0.2	U	<	0.48	U	<	0.49	U	<	0.48	U	<	0.48	U	<	0.48	U	<	0.89	U	<	0.43	U	<	0.52	U	<	0.8	U
4-Nitrotoluene	-	0 / 21	<	0.8	U	<	0.8	U	<	0.99	U	<	0.48	U	<	0.49	U	<	0.48	U	<	0.48	U	<	0.48	U	<	1.4	U	<	0.69	U	<	1.2	U	<	0.8	U
HMX	-	0 / 21	<	0.8	U	<	0.8	U	<	0.4	U	<	0.48	UJ	<	0.49	UJ	<	0.48	U	<	0.48	U	<	0.48	U	<	1.1	U	<	0.54	U	<	0.85	U	<	1	U
MNX	-	0 / 15	<	0.8	U	<	0.8	U	<	2	U	<	0.48	U	<	0.49	U	<	0.48	U	<	0.48	U	<	0.48	U	<	0.46	U		NA			NA			NA		
Nitrobenzene	-	0 / 21	<	0.8	U	<	0.8	U	<	0.4	U	<	0.48	U	<	0.49	U	<	0.48	U	<	0.48	U	<	0.48	U	<	0.46	U	<	0.22	U	<	0.35	U	<	0.8	U
RDX	-	0 / 21	<	0.8	U	<	0.8	U	<	0.2	U	<	0.48	U	<	0.49	U	<	0.48	U	<	0.48	U	<	0.48	U	<	0.46	U	<	0.22	U	<	0.50	U	<	0.8	U
Tetryl	-	0 / 21	<	0.8	U	<	0.8	U	<	0.24	U	<	0.48	U	<	0.49	UJ	<	0.48	U	<	0.48	U	<	0.48	U	<	0.89	U	<	0.43	U	<	0.82	U	<	0.8	U

Notes:
< = less than reporting limit
µg/L = micrograms per liter
HMX = octahydro-1,3,5,7-tetranitro-1,3,5,7-tetrazocine
ID = identification number
J = estimated
LOQ = limit of quantification
MNX = mono-nitroso-RDX
NA = not analyzed
NRL = no reporting limit
Qual = qualifier
RDX = hexahydro-1,3,5-trinitro-1,3,5-triazine
RL = reporting limit
U = nondetect

TABLE E.1.3-36
CORNHUSKER ARMY AMMUNITION PLANT
WELL CA330-EXPLOSIVES

FIELD ID			CA330			CA330			CA330		
METHOD	Maximum	Detection	SW846 M8330			SW846 M8330			UW51		
COLLECT DATE	Detection	Frequency	6/14/2000			3/15/1999			6/9/1998		
			Result	RL	Qual	Result	RL	Qual	Result	RL	Qual
EXPLOSIVES (µg/L)											
1,3,5-Trinitrobenzene	0.11 J	1 / 21	<	0.8	U	<	0.8	U	<	1.00	U
1,3-Dinitrobenzene	-	0 / 21	<	0.8	U	<	0.8	U	<	0.500	U
2,4,6-Trinitrotoluene	-	0 / 21	<	1.5	U	<	0.8	U	<	0.500	U
2,4-Dinitrotoluene	-	0 / 21	<	1.1	U	<	0.8	U	<	0.500	U
2,6-Dinitrotoluene	-	0 / 21	<	1.1	U	<	0.8	U	<	0.500	U
2-Amino-4,6-dinitrotoluene	-	0 / 21	<	1	U	<	0.8	U	<	0.500	U
2-Nitrotoluene	-	0 / 21	<	1.1	U	<	0.8	U	<	1.00	U
3-Nitrotoluene	-	0 / 21	<	1.1	U	<	0.8	U	<	1.00	U
4-Amino-2,6-dinitrotoluene	-	0 / 21	<	1	U	<	0.8	U	<	1.00	U
4-Nitrotoluene	-	0 / 21	<	1.1	U	<	0.8	U	<	1.00	U
HMX	-	0 / 21	<	0.8	U	<	0.8	U	<	0.500	U
MNX	-	0 / 15		NA			NA			NA	
Nitrobenzene	-	0 / 21	<	0.8	U	<	0.8	U	<	0.500	U
RDX	-	0 / 21	<	0.8	U	<	0.8	U	<	1.00	U
Tetryl	-	0 / 21	<	1.3	U	<	0.8	U	<	0.500	U

Notes:
< = less than reporting limit
µg/L = micrograms per liter
HMX = octahydro-1,3,5,7-tetranitro-1,3,5,7-tetrazocine
ID = identification number
J = estimated
LOQ = limit of quantification
MNX = mono-nitroso-RDX
NA = not analyzed
NRL = no reporting limit
Qual = qualifier
RDX = hexahydro-1,3,5-trinitro-1,3,5-triazine
RL = reporting limit
U = nondetect

TABLE E.1.3-37
CORNHUSKER ARMY AMMUNITION PLANT
WELL CA331-EXPLOSIVES

FIELD ID			CA331	CA331	CA331						CA331						CA331						CA331						CA331						CA331					
METHOD	Maximum	Detection	SW846 M8330	SW846 M8330	SW846 M8330						SW846 M8330						SW846 M8330						SW846 M8330						SW846 M8330						SW846 M8330					
COLLECT DATE	Detection	Frequency	None	None	3/15/2018						3/23/2017						8/2/2016						8/7/2015						8/12/2014						3/4/2013					
					Result	Qual	DL	LOD	LOQ	Result	Qual	DL	LOD	LOQ	Result	DL	LOD	LOQ	Qual	Result	DL	LOD	LOQ	Qual	Result	LOQ	Qual	Result	RL	Qual	Result	LOQ	Qual	Result	RL	Qual	Result	LOQ	Qual	Result	RL	Qual
EXPLOSIVES (µg/L)																																								
1,3,5-Trinitrobenzene	-	0 / 21			<	UJ	0.032	0.1	0.15	<	U	0.032	0.1	0.16	<	0.21	0.42	1	U	<	0.40	0.40	1.0	U	<	1	U	<	0.8	U											
1,3-Dinitrobenzene	-	0 / 21			<	UJ	0.051	0.1	0.15	<	U	0.052	0.1	0.16	<	0.093	0.21	0.42	U	<	0.20	0.20	0.40	U	<	0.41	U	<	0.8	U											
2,4,6-Trinitrotoluene	-	0 / 21			<	UJ	0.051	0.1	0.15	<	U	0.052	0.1	0.16	<	0.076	0.21	0.42	U	<	0.20	0.20	0.40	U	<	0.41	U	<	0.8	U											
2,4-Dinitrotoluene	-	0 / 21			<	UJ	0.051	0.1	0.13	<	U	0.052	0.1	0.13	<	0.088	0.21	0.42	U	<	0.20	0.20	0.40	UJ	<	0.41	U	<	0.8	U											
2,6-Dinitrotoluene	-	0 / 21	**Abandoned**	**Not Sampled**	<	UJ	0.051	0.1	0.13	<	U	0.052	0.1	0.13	<	0.068	0.21	0.21	U	<	0.20	0.20	0.20	UJ	<	0.21	U	<	0.8	U											
2-Amino-4,6-dinitrotoluene	-	0 / 21	**2020**	**in 2019, 2020**	<	UJ	0.031	0.1	0.15	<	U	0.031	0.1	0.16	<	0.053	0.13	0.21	U	<	0.12	0.12	0.20	UJ	<	0.21	U	<	0.8	U											
2-Nitrotoluene	-	0 / 21			<	UJ	0.09	0.2	0.51	<	U	0.091	0.21	0.52	<	0.09	0.21	0.42	U	<	0.20	0.20	0.40	UJ	<	0.41	U	<	0.8	U											
3-Nitrotoluene	-	0 / 21			<	UJ	0.058	0.2	0.51	<	U	0.059	0.21	0.52	<	0.087	0.21	0.42	U	<	0.20	0.20	0.40	UJ	<	0.41	U	<	0.8	U											
4-Amino-2,6-dinitrotoluene	-	0 / 21			<	UJ	0.051	0.1	0.15	<	U	0.052	0.1	0.16	<	0.06	0.13	0.21	U	<	0.12	0.12	0.20	U	<	0.21	U	<	1.4	U											
4-Nitrotoluene	-	0 / 21			<	UJ	0.09	0.2	0.51	<	U	0.091	0.21	0.52	<	0.21	0.42	1	U	<	0.40	0.40	1.0	UJ	<	1	U	<	0.8	U											
HMX	-	0 / 21			<	UJ	0.029	0.1	0.15	<	U	0.037	0.1	0.16	<	0.092	0.21	0.42	U	<	0.20	0.20	0.40	U	<	0.41	U	<	0.8	U											
MNX	-	0 / 15			<	UJ	0.037	0.1	0.51	<	U	0.029	0.1	0.52	<	0.38	0.38	2.1	U	<	0.36	0.36	2.0	U	<	2.1	U	<	0.8	U											
Nitrobenzene	-	0 / 21			<	UJ	0.051	0.1	0.15	<	U	0.052	0.1	0.16	<	0.095	0.21	0.42	U	<	0.20	0.20	0.40	U	<	0.41	U	<	0.8	U											
RDX	0.99	6 / 21			<	UJ	0.037	0.1	0.15	<	U	0.037	0.1	0.16	<	0.055	0.13	0.21	U	<	0.12	0.12	0.20	U	<	0.21	J	0.23	0.8	J											
Tetryl	-	0 / 21			<	UJ	0.051	0.1	0.15	<	U	0.052	0.1	0.16	<	0.083	0.21	0.25	U	<	0.20	0.20	0.24	U	<	0.25	U	<	1.6	U											

Notes:
< = less than reporting limit
µg/L = micrograms per liter
HMX = octahydro-1,3,5,7-tetranitro-1,3,5,7-tetrazocine
ID = identification number
J = estimated
LOQ = limit of quantification
MNX = mono-nitroso-RDX
NA = not analyzed
NRL = no reporting limit
Qual = qualifier
RDX = hexahydro-1,3,5-trinitro-1,3,5-triazine
RL = reporting limit
U = nondetect

TABLE E.1.3-37
CORNHUSKER ARMY AMMUNITION PLANT
WELL CA331-EXPLOSIVES

FIELD ID			CA331			CA331			CA331			CA331			CA331			CA331			CA331			CA331			CA331			CA331			CA331			CA331		
METHOD	Maximum	Detection	SW846 M8330			SW846 M8330			SW846 M8330			SW846 M8330			SW846 M8330			SW846 M8330			SW846 M8330			SW846 M8330			SW846 M8330			SW846 M8330			SW846 M8330			SW846 M8330		
COLLECT DATE	Detection	Frequency	2/28/2012			2/28/2011			3/5/2010			3/2/2009			3/3/2008			3/5/2007			3/6/2006			3/7/2005			3/8/2004			3/10/2003			3/12/2002			3/12/2001		
			Result	RL	Qual	Result	RL	Qual	Result	RL	Qual	Result	RL	Qual	Result	RL	Qual	Result	RL	Qual	Result	RL	Qual	Result	RL	Qual	Result	RL	Qual	Result	RL	Qual	Result	RL	Qual	Result	RL	Qual
EXPLOSIVES (µg/L)																																						
1,3,5-Trinitrobenzene	-	0 / 21	<	0.8	U	<	0.8	U	<	1	UJ	<	0.48	U	<	0.49	U	<	0.49	U	<	0.48	U	<	0.52	U	<	0.16	U	<	0.19	U	<	0.38	U	<	0.8	U
1,3-Dinitrobenzene	-	0 / 21	<	0.8	U	<	0.8	U	<	0.4	UJ	<	0.48	U	<	0.49	U	<	0.49	U	<	0.48	U	<	0.52	U	<	0.16	U	<	0.19	U	<	0.25	U	<	0.8	U
2,4,6-Trinitrotoluene	-	0 / 21	<	0.8	U	<	0.8	U	<	0.4	UJ	<	0.48	U	<	0.49	U	<	0.49	U	<	0.48	U	<	0.52	U	<	0.16	U	<	0.19	U	<	0.32	U	<	0.8	U
2,4-Dinitrotoluene	-	0 / 21	<	0.8	U	<	0.8	U	<	0.4	UJ	<	0.48	U	<	0.49	U	<	0.49	U	<	0.48	U	<	0.52	U	<	0.31	U	<	0.36	U	<	0.25	U	<	0.8	U
2,6-Dinitrotoluene	-	0 / 21	<	0.8	U	<	0.8	U	<	0.2	UJ	<	0.48	U	<	0.49	U	<	0.49	U	<	0.48	U	<	0.52	U	<	0.31	U	<	0.36	U	<	0.98	U	<	0.8	U
2-Amino-4,6-dinitrotoluene	-	0 / 21	<	0.8	U	<	0.8	U	<	0.2	UJ	<	0.48	U	<	0.49	U	<	0.49	U	<	0.48	U	<	0.52	U	<	0.31	U	<	0.36	U	<	0.40	U	<	0.8	U
2-Nitrotoluene	-	0 / 21	<	0.8	U	<	0.8	U	<	0.4	UJ	<	0.48	U	<	0.49	U	<	0.49	U	<	0.48	U	<	0.52	U	<	0.31	U	<	0.36	U	<	0.78	U	<	0.8	U
3-Nitrotoluene	-	0 / 21	<	0.8	U	<	0.8	U	<	0.4	UJ	<	0.48	U	<	0.49	U	<	0.49	U	<	0.48	U	<	0.52	U	<	0.31	U	<	0.36	U	<	0.49	U	<	0.8	U
4-Amino-2,6-dinitrotoluene	-	0 / 21	<	1.4	U	<	0.8	U	<	0.2	UJ	<	0.48	U	<	0.49	U	<	0.49	U	<	0.48	U	<	0.52	U	<	0.31	U	<	0.36	U	<	0.67	U	<	0.8	U
4-Nitrotoluene	-	0 / 21	<	0.8	U	<	0.8	U	<	1	UJ	<	0.48	U	<	0.49	U	<	0.49	U	<	0.48	U	<	0.52	U	<	0.5	U	<	0.58	U	<	1.6	U	<	0.8	U
HMX	-	0 / 21	<	0.8	U	<	0.8	U	<	0.4	UJ	<	0.48	UJ	<	0.49	U	<	0.49	U	<	0.48	U	<	0.52	U	<	0.39	U	<	0.46	U	<	1.1	U	<	1	U
MNX	-	0 / 15	<	0.8	U	<	0.8	U	<	2	UJ	<	0.48	U	<	0.49	U	<	0.49	U	<	0.48	U	<	0.52	U	<	0.16	U		NA			NA			NA		
Nitrobenzene	-	0 / 21	<	0.8	U	<	0.8	U	<	0.4	UJ	<	0.48	U	<	0.49	U	<	0.49	U	<	0.48	U	<	0.52	U	<	0.16	U	<	0.19	U	<	0.44	U	<	0.8	U
RDX	0.99	6 / 21	0.6	0.8	J	<	0.8	U	<	0.2	UJ	<	0.48	U	<	0.49	U	0.96	0.49		0.9	0.48		0.99	0.52		0.38	0.16	J	<	0.19	U	<	0.63	U	<	0.8	U
Tetryl	-	0 / 21	<	0.8	U	<	0.8	U	<	0.24	UJ	<	0.48	U	<	0.49	U	<	0.49	U	<	0.48	U	<	0.52	U	<	0.31	U	<	0.36	U	<	1.0	U	<	0.8	U

Notes:
< = less than reporting limit
µg/L = micrograms per liter
HMX = octahydro-1,3,5,7-tetranitro-1,3,5,7-tetrazocine
ID = identification number
J = estimated
LOQ = limit of quantification
MNX = mono-nitroso-RDX
NA = not analyzed
NRL = no reporting limit
Qual = qualifier
RDX = hexahydro-1,3,5-trinitro-1,3,5-triazine
RL = reporting limit
U = nondetect

TABLE E.1.3-37
CORNHUSKER ARMY AMMUNITION PLANT
WELL CA331-EXPLOSIVES

FIELD ID			CA331			CA331			CA331		
METHOD	Maximum	Detection	SW846 M8330			SW846 M8330			UW51		
COLLECT DATE	Detection	Frequency	6/14/2000			3/15/1999			6/9/1998		
			Result	RL	Qual	Result	RL	Qual	Result	RL	Qual
EXPLOSIVES (µg/L)											
1,3,5-Trinitrobenzene	-	0 / 21	<	0.8	U	<	0.8	U	<	1.00	UJ
1,3-Dinitrobenzene	-	0 / 21	<	0.8	U	<	0.8	U	<	0.500	UJ
2,4,6-Trinitrotoluene	-	0 / 21	<	1.5	U	<	0.8	U	<	0.500	UJ
2,4-Dinitrotoluene	-	0 / 21	<	1.1	U	<	0.8	U	<	0.500	UJ
2,6-Dinitrotoluene	-	0 / 21	<	1.1	U	<	0.8	U	<	0.500	UJ
2-Amino-4,6-dinitrotoluene	-	0 / 21	<	1	U	<	0.8	U	<	0.500	UJ
2-Nitrotoluene	-	0 / 21	<	1.1	U	<	0.8	U	<	1.00	UJ
3-Nitrotoluene	-	0 / 21	<	1.1	U	<	0.8	U	<	1.00	UJ
4-Amino-2,6-dinitrotoluene	-	0 / 21	<	1	U	<	0.8	U	<	1.00	UJ
4-Nitrotoluene	-	0 / 21	<	1.1	U	<	0.8	U	<	1.00	UJ
HMX	-	0 / 21	<	0.8	U	<	0.8	U	<	0.500	UJ
MNX	-	0 / 15		NA			NA			NA	
Nitrobenzene	-	0 / 21	<	0.8	U	<	0.8	U	<	0.500	UJ
RDX	0.99	6 / 21	<	0.8	U	<	0.8	U	<	1.00	UJ
Tetryl	-	0 / 21	<	1.3	U	<	0.8	U	<	0.500	UJ

Notes:
< = less than reporting limit
µg/L = micrograms per liter
HMX = octahydro-1,3,5,7-tetranitro-1,3,5,7-tetrazocine
ID = identification number
J = estimated
LOQ = limit of quantification
MNX = mono-nitroso-RDX
NA = not analyzed
NRL = no reporting limit
Qual = qualifier
RDX = hexahydro-1,3,5-trinitro-1,3,5-triazine
RL = reporting limit
U = nondetect

TABLE E.1.3-38
CORNHUSKER ARMY AMMUNITION PLANT
WELL CA332-EXPLOSIVES

FIELD ID			CA332	CA332	CA332					CA332					CA332					CA332					CA332					CA332					CA332				
METHOD	Maximum	Detection	SW846 M8330	SW846 M8330	SW846 M8330					SW846 M8330					SW846 M8330					SW846 M8330					SW846 M8330					SW846 M8330				
COLLECT DATE	Detection	Frequency	None	None	3/15/2018					3/23/2017					8/2/2016					8/7/2015					8/12/2014					3/4/2013				
					Result	Qual	DL	LOD	LOQ	Result	Qual	DL	LOD	LOQ	Result	DL	LOD	LOQ	Qual	Result	DL	LOD	LOQ	Qual	Result	LOQ	Qual	Result	RL	Qual	Result	LOQ	Qual	Result	RL	Qual
EXPLOSIVES (µg/L)																																						
1,3,5-Trinitrobenzene	-	0 / 24			<	UJ	0.032	0.1	0.16	<	U	0.032	0.1	0.16	<	0.21	0.42	1	U	<	0.42	0.42	1.0	U	<	1	U	<	0.8	U									
1,3-Dinitrobenzene	-	0 / 24			<	UJ	0.052	0.1	0.16	<	U	0.052	0.1	0.16	<	0.093	0.21	0.42	U	<	0.21	0.21	0.42	U	<	0.42	U	<	0.8	U									
2,4,6-Trinitrotoluene	-	0 / 24			<	UJ	0.052	0.1	0.16	<	U	0.052	0.1	0.16	<	0.076	0.21	0.42	U	<	0.21	0.21	0.42	U	<	0.42	U	<	0.8	U									
2,4-Dinitrotoluene	-	0 / 24			<	UJ	0.052	0.1	0.13	<	U	0.052	0.1	0.13	<	0.088	0.21	0.42	U	<	0.21	0.21	0.42	UJ	<	0.42	U	<	0.8	U									
2,6-Dinitrotoluene	-	0 / 24	**Abandoned**	**Not Sampled**	<	UJ	0.052	0.1	0.13	<	U	0.052	0.1	0.13	<	0.067	0.21	0.21	U	<	0.21	0.21	0.21	UJ	<	0.21	U	<	0.8	U									
2-Amino-4,6-dinitrotoluene	-	0 / 24	**2020**	**in 2019, 2020**	<	UJ	0.031	0.1	0.16	<	U	0.031	0.1	0.16	<	0.053	0.13	0.21	U	<	0.060	0.13	0.21	UJ	<	0.21	U	<	0.8	U									
2-Nitrotoluene	-	0 / 22			<	UJ	0.091	0.21	0.52	<	U	0.091	0.21	0.52	<	0.089	0.21	0.42	U	<	0.21	0.21	0.42	UJ	<	0.42	U	<	0.8	U									
3-Nitrotoluene	-	0 / 22			<	UJ	0.059	0.21	0.52	<	U	0.059	0.21	0.52	<	0.087	0.21	0.42	U	<	0.21	0.21	0.42	UJ	<	0.42	U	<	0.8	U									
4-Amino-2,6-dinitrotoluene	-	0 / 22			<	UJ	0.052	0.1	0.16	<	U	0.052	0.1	0.16	<	0.06	0.13	0.21	U	<	0.13	0.13	0.21	U	<	0.21	U	<	1.4	U									
4-Nitrotoluene	-	0 / 22			<	UJ	0.091	0.21	0.52	<	U	0.091	0.21	0.52	<	0.21	0.42	1	U	<	0.42	0.42	1.0	UJ	<	1	U	<	0.8	U									
HMX	-	0 / 24			<	UJ	0.029	0.1	0.16	<	U	0.037	0.1	0.16	<	0.092	0.21	0.42	U	<	0.21	0.21	0.42	U	<	0.42	U	<	0.8	U									
MNX	-	0 / 15			<	UJ	0.037	0.1	0.52	<	U	0.029	0.1	0.52	<	0.37	0.37	2.1	U	<	0.37	0.37	2.1	U	<	2.1	U	<	0.8	U									
Nitrobenzene	-	0 / 24			<	UJ	0.052	0.1	0.16	<	U	0.052	0.1	0.16	<	0.095	0.21	0.42	U	<	0.21	0.21	0.42	U	<	0.42	U	<	0.8	U									
RDX	2.3	12 / 24			<	UJ	0.037	0.1	0.16	<	U	0.037	0.1	0.16	<	0.055	0.13	0.21	U	<	0.13	0.13	0.21	U	0.2	0.21	J	0.35	0.8	J									
Tetryl	-	0 / 24			<	UJ	0.052	0.1	0.16	<	U	0.052	0.1	0.16	<	0.083	0.21	0.25	U	<	0.21	0.21	0.25	U	<	0.25	UJ	<	1.6	U									

Notes:
< = less than reporting limit
µg/L = micrograms per liter
HMX = octahydro-1,3,5,7-tetranitro-1,3,5,7-tetrazocine
ID = identification number
J = estimated
LOQ = limit of quantification
MNX = mono-nitroso-RDX
NA = not analyzed
NRL = no reporting limit
Qual = qualifier
RDX = hexahydro-1,3,5-trinitro-1,3,5-triazine
RL = reporting limit
U = nondetect

TABLE E.1.3-38
CORNHUSKER ARMY AMMUNITION PLANT
WELL CA332-EXPLOSIVES

FIELD ID			CA332			CA332			CA332			CA332			CA332			CA332			CA332			CA332			CA332			CA332			CA332			CA332		
METHOD	Maximum	Detection	SW846 M8330			SW846 M8330			SW846 M8330			SW846 M8330			SW846 M8330			SW846 M8330			SW846 M8330			SW846 M8330			SW846 M8330			SW846 M8330			SW846 M8330			SW846 M8330		
COLLECT DATE	Detection	Frequency	2/27/2012			2/28/2011			3/5/2010			3/2/2009			3/3/2008			3/5/2007			3/6/2006			3/7/2005			3/8/2004			3/10/2003			3/12/2002			3/12/2001		
			Result	RL	Qual	Result	RL	Qual	Result	RL	Qual	Result	RL	Qual	Result	RL	Qual	Result	RL	Qual	Result	RL	Qual	Result	RL	Qual	Result	RL	Qual	Result	RL	Qual	Result	RL	Qual	Result	RL	Qual
EXPLOSIVES (µg/L)																																						
1,3,5-Trinitrobenzene	-	0 / 24	<	0.8	U	<	0.8	U	<	0.99	U	<	0.48	U	<	0.48	U	<	0.5	U	<	0.48	U	<	0.5	U	<	0.36	U	<	0.16	U	<	0.36	U	<	0.8	U
1,3-Dinitrobenzene	-	0 / 24	<	0.8	U	<	0.8	U	<	0.4	U	<	0.48	U	<	0.48	U	<	0.5	U	<	0.48	U	<	0.5	U	<	0.36	U	<	0.16	U	<	0.24	U	<	0.8	U
2,4,6-Trinitrotoluene	-	0 / 24	<	0.8	U	<	0.8	U	<	0.4	U	<	0.48	U	<	0.48	U	<	0.5	U	<	0.48	U	<	0.5	U	<	0.36	U	<	0.16	U	<	0.30	U	<	0.8	U
2,4-Dinitrotoluene	-	0 / 24	<	0.8	U	<	0.8	U	<	0.4	U	<	0.48	U	<	0.48	U	<	0.5	U	<	0.48	U	<	0.5	U	<	0.7	U	<	0.31	U	<	0.24	U	<	0.8	U
2,6-Dinitrotoluene	-	0 / 24	<	0.8	U	<	0.8	U	<	0.2	U	<	0.48	U	<	0.48	U	<	0.5	U	<	0.48	U	<	0.5	U	<	0.7	U	<	0.31	U	<	0.93	U	<	0.8	U
2-Amino-4,6-dinitrotoluene	-	0 / 24	<	0.8	U	<	0.8	U	<	0.2	U	<	0.48	U	<	0.48	U	<	0.5	U	<	0.48	U	<	0.5	U	<	0.7	U	<	0.31	U	<	0.38	U	<	0.8	U
2-Nitrotoluene	-	0 / 22	<	0.8	U	<	0.8	U	<	0.4	U	<	0.48	U	<	0.48	U	<	0.5	U	<	0.48	U	<	0.5	U	<	0.7	U	<	0.31	U	<	0.74	U	<	0.8	U
3-Nitrotoluene	-	0 / 22	<	0.8	U	<	0.8	U	<	0.4	U	<	0.48	U	<	0.48	U	<	0.5	U	<	0.48	U	<	0.5	U	<	0.7	U	<	0.31	U	<	0.46	U	<	0.8	U
4-Amino-2,6-dinitrotoluene	-	0 / 22	<	1.4	U	<	0.8	U	<	0.2	U	<	0.48	U	<	0.48	U	<	0.5	U	<	0.48	U	<	0.5	U	<	0.7	U	<	0.31	U	<	0.63	U	<	0.8	U
4-Nitrotoluene	-	0 / 22	<	0.8	U	<	0.8	U	<	0.99	U	<	0.48	U	<	0.48	U	<	0.5	U	<	0.48	U	<	0.5	U	<	1.1	U	<	0.5	U	<	1.5	U	<	0.8	U
HMX	-	0 / 24	<	0.8	U	<	0.8	U	<	0.4	U	<	0.48	U	<	0.48	U	<	0.5	U	<	0.48	U	<	0.5	U	<	0.88	U	<	0.39	U	<	1.0	U	<	1	U
MNX	-	0 / 15	<	0.8	U	<	0.8	U	<	2	U	<	0.48	U	<	0.48	U	<	0.5	U	<	0.48	U	<	0.5	U	<	0.36	U		NA			NA			NA	
Nitrobenzene	-	0 / 24	<	0.8	U	<	0.8	U	<	0.4	U	<	0.48	U	<	0.48	U	<	0.5	U	<	0.48	U	<	0.5	U	<	0.36	U	<	0.16	U	<	0.42	U	<	0.8	U
RDX	2.3	12 / 24	0.64	0.8	J	1	0.8		0.8	0.2		1.3	0.48		2.1	0.48		1.8	0.5		2.3	0.48		1.8	0.5		0.88	0.36		0.19	0.16		<	0.60	U	<	0.8	U
Tetryl	-	0 / 24	<	0.8	U	<	0.8	U	<	0.24	U	<	0.48	U	<	0.48	U	<	0.5	U	<	0.48	U	<	0.5	U	<	0.7	U	<	0.31	U	<	0.99	U	<	0.8	U

Notes:
< = less than reporting limit
µg/L = micrograms per liter
HMX = octahydro-1,3,5,7-tetranitro-1,3,5,7-tetrazocine
ID = identification number
J = estimated
LOQ = limit of quantification
MNX = mono-nitroso-RDX
NA = not analyzed
NRL = no reporting limit
Qual = qualifier
RDX = hexahydro-1,3,5-trinitro-1,3,5-triazine
RL = reporting limit
U = nondetect

TABLE E.1.3-38
CORNHUSKER ARMY AMMUNITION PLANT
WELL CA332-EXPLOSIVES

FIELD ID			CA332			CA332			CA332			CA332			CA332			CA332		
METHOD	Maximum	Detection	SW846 M8330			SW846 M8330			UW51			UW51			UW33			UW33		
COLLECT DATE	Detection	Frequency	6/14/2000			6/9/1998			9/30/1997			12/12/1996			7/16/1994			6/23/1994		
			Result	RL	Qual	Result	RL	Qual	Result	RL	Qual	Result	RL	Qual	Result	RL	Qual	Result	RL	Qual
EXPLOSIVES (µg/L)																				
1,3,5-Trinitrobenzene	-	0 / 24	<	0.8	U	<	1.00	U	<	0.125	U	<	0.125	U	<	0.425	U	<	0.425	U
1,3-Dinitrobenzene	-	0 / 24	<	0.8	U	<	0.500	U	<	0.989	U	<	0.989	U	<	0.549	U	<	0.549	U
2,4,6-Trinitrotoluene	-	0 / 24	<	1.5	U	<	0.500	U	<	0.29	U	<	0.29	U	<	0.451	U	<	0.451	U
2,4-Dinitrotoluene	-	0 / 24	<	1.1	U	<	0.500	U	<	0.233	U	<	0.233	U	<	0.26	U	<	0.26	U
2,6-Dinitrotoluene	-	0 / 24	<	1.1	U	<	0.500	U	<	0.2	U	<	0.2	U	<	0.26	U	<	0.26	U
2-Amino-4,6-dinitrotoluene	-	0 / 24	<	1	U	<	0.500	U	<	0.173	U	<	0.173	U	<	0.244	U	<	0.244	U
2-Nitrotoluene	-	0 / 22	<	1.1	U	<	1.00	U	<	0.319	U	<	0.319	U		NA			NA	
3-Nitrotoluene	-	0 / 22	<	1.1	U	<	1.00	U	<	0.514	U	<	0.514	U		NA			NA	
4-Amino-2,6-dinitrotoluene	-	0 / 22	<	1	U	<	1.00	U	<	0.309	U	<	0.309	U		NA			NA	
4-Nitrotoluene	-	0 / 22	<	1.1	U	<	1.00	U	<	0.368	U	<	0.368	U		NA			NA	
HMX	-	0 / 24	<	0.8	U	<	0.500	U	<	0.16	U	<	0.16	U	<	0.563	U	<	0.563	U
MNX	-	0 / 15		NA			NA			NA			NA			NA			NA	
Nitrobenzene	-	0 / 24	<	0.8	U	<	0.500	U	<	0.231	U	<	0.231	U	<	0.817	U	<	0.817	U
RDX	2.3	12 / 24	<	0.8	U	<	1.00	U	<	0.558	U	<	0.558	U	<	0.412	U	<	0.412	U
Tetryl	-	0 / 24	<	1.3	U	<	0.500	U	<	0.253	U	<	0.253	U	<	1.18	U	<	1.18	U

Notes:
< = less than reporting limit
µg/L = micrograms per liter
HMX = octahydro-1,3,5,7-tetranitro-1,3,5,7-tetrazocine
ID = identification number
J = estimated
LOQ = limit of quantification
MNX = mono-nitroso-RDX
NA = not analyzed
NRL = no reporting limit
Qual = qualifier
RDX = hexahydro-1,3,5-trinitro-1,3,5-triazine
RL = reporting limit
U = nondetect

TABLE E.1.3-39
CORNHUSKER ARMY AMMUNITION PLANT
WELL CA342-EXPLOSIVES

FIELD ID			CA342	CA342	CA342					CA342					CA342					CA342					CA342					CA342					CA342				
METHOD	Maximum	Detection	SW846 M8330	SW846 M8330	SW846 M8330					SW846 M8330					SW846 M8330					SW846 M8330					SW846 M8330					SW846 M8330				
COLLECT DATE	Detection	Frequency	None	None	3/14/2018					3/23/2017					8/3/2016					8/10/2015					8/6/2014					3/4/2013				
					Result	Qual	DL	LOD	LOQ	Result	Qual	DL	LOD	LOQ	Result	DL	LOD	LOQ	Qual	Result	DL	LOD	LOQ	Qual	Result	LOQ	Qual	Result	RL	Qual									
EXPLOSIVES (µg/L)																																						
1,3,5-Trinitrobenzene	-	0 / 25			<	U	0.032	0.1	0.15	<	U	0.034	0.11	0.16	<	0.21	0.42	1.1	U	<	0.43	0.43	1.1	UJ	<	1	U	<	0.8	U									
1,3-Dinitrobenzene	-	0 / 25			<	U	0.051	0.1	0.15	<	U	0.054	0.11	0.16	<	0.093	0.21	0.42	U	<	0.21	0.21	0.43	UJ	<	0.41	U	<	0.8	U									
2,4,6-Trinitrotoluene	-	0 / 25			<	U	0.051	0.1	0.15	<	U	0.054	0.11	0.16	<	0.076	0.21	0.42	U	<	0.21	0.21	0.43	U	<	0.41	U	<	0.8	U									
2,4-Dinitrotoluene	-	0 / 25			<	U	0.051	0.1	0.13	<	U	0.054	0.11	0.14	<	0.088	0.21	0.42	U	<	0.21	0.21	0.43	UJ	<	0.41	U	<	0.8	U									
2,6-Dinitrotoluene	-	0 / 25	**Abandoned**	**Not Sampled**	<	U	0.051	0.1	0.13	<	U	0.054	0.11	0.14	<	0.068	0.21	0.21	U	<	0.21	0.21	0.21	UJ	<	0.21	U	<	0.8	U									
2-Amino-4,6-dinitrotoluene	-	0 / 25	**2020**	**in 2019, 2020**	<	U	0.031	0.1	0.15	<	U	0.032	0.11	0.16	<	0.053	0.13	0.21	U	<	0.13	0.13	0.21	UJ	<	0.21	U	<	0.8	U									
2-Nitrotoluene	-	0 / 23			<	U	0.09	0.2	0.51	<	U	0.095	0.22	0.54	<	0.09	0.21	0.42	U	<	0.21	0.21	0.43	UJ	<	0.41	U	<	0.8	U									
3-Nitrotoluene	-	0 / 23			<	U	0.058	0.2	0.51	<	U	0.062	0.22	0.54	<	0.088	0.21	0.42	U	<	0.21	0.21	0.43	UJ	<	0.41	U	<	0.8	U									
4-Amino-2,6-dinitrotoluene	-	0 / 23			<	U	0.051	0.1	0.15	<	U	0.054	0.11	0.16	<	0.061	0.13	0.21	U	<	0.13	0.13	0.21	UJ	<	0.21	U	<	1.4	U									
4-Nitrotoluene	-	0 / 23			<	U	0.09	0.2	0.51	<	U	0.095	0.22	0.54	<	0.21	0.42	1.1	U	<	0.43	0.43	1.1	UJ	<	1	U	<	0.8	U									
HMX	0.12 J	3 / 25			0.19		0.029	0.1	0.15	0.22		0.039	0.11	0.16	<	0.092	0.21	0.42	U	<	0.21	0.21	0.43	U	<	0.41	U	<	0.8	U									
MNX	-	0 / 15			<	U	0.037	0.1	0.51	<	U	0.03	0.11	0.54	<	0.38	0.38	2.1	U	<	0.38	0.38	2.1	U	<	2.1	U	<	0.8	U									
Nitrobenzene	-	0 / 25			<	U	0.051	0.1	0.15	<	U	0.054	0.11	0.16	<	0.096	0.21	0.42	U	<	0.21	0.21	0.43	UJ	<	0.41	U	<	0.8	U									
RDX	2 J	15 / 25			0.6		0.037	0.1	0.15	0.76		0.039	0.11	0.16	0.89	0.055	0.13	0.21		0.80	0.80	0.13	0.21		<	0.21	J	0.62	0.8	J									
Tetryl	-	0 / 25			<	U	0.051	0.1	0.15	<	U	0.054	0.11	0.16	<	0.084	0.21	0.25	U	<	0.21	0.21	0.26	UJ	<	0.25	U	<	1.6	U									

Notes:
< = less than reporting limit
µg/L = micrograms per liter
HMX = octahydro-1,3,5,7-tetranitro-1,3,5,7-tetrazocine
ID = identification number
J = estimated
LOQ = limit of quantification
MNX = mono-nitroso-RDX
NA = not analyzed
NRL = no reporting limit
Qual = qualifier
RDX = hexahydro-1,3,5-trinitro-1,3,5-triazine
RL = reporting limit
U = nondetect

TABLE E.1.3-39
CORNHUSKER ARMY AMMUNITION PLANT
WELL CA342-EXPLOSIVES

FIELD ID			CA342			CA342			CA342			CA342			CA342			CA342			CA342			CA342			CA342			CA342			CA342			CA342		
METHOD	Maximum	Detection	SW846 M8330			SW846 M8330			SW846 M8330			SW846 M8330			SW846 M8330			SW846 M8330			SW846 M8330			SW846 M8330			SW846 M8330			SW846 M8330			SW846 M8330			SW846 M8330		
COLLECT DATE	Detection	Frequency	2/27/2012			3/1/2011			3/5/2010			3/2/2009			3/4/2008			3/6/2007			3/6/2006			3/7/2005			3/8/2004			3/10/2003			3/11/2002			3/12/2001		
			Result	RL	Qual	Result	RL	Qual	Result	RL	Qual	Result	RL	Qual	Result	RL	Qual	Result	RL	Qual	Result	RL	Qual	Result	RL	Qual	Result	RL	Qual	Result	RL	Qual	Result	RL	Qual	Result	RL	Qual
EXPLOSIVES (µg/L)																																						
1,3,5-Trinitrobenzene	-	0 / 25	<	0.8	U	<	0.8	U	<	1	U	<	0.48	U	<	0.48	U	<	0.48	U	<	0.48	U	<	0.48	U	<	0.27	U	<	0.21	U	<	0.44	U	<	0.8	U
1,3-Dinitrobenzene	-	0 / 25	<	0.8	U	<	0.8	U	<	0.4	U	<	0.48	U	<	0.48	U	<	0.48	U	<	0.48	U	<	0.48	U	<	0.27	U	<	0.21	U	<	0.29	U	<	0.8	U
2,4,6-Trinitrotoluene	-	0 / 25	<	0.8	U	<	0.8	U	<	0.4	U	<	0.48	U	<	0.48	U	<	0.48	U	<	0.48	U	<	0.48	U	<	0.27	U	<	0.21	U	<	0.37	U	<	0.8	U
2,4-Dinitrotoluene	-	0 / 25	<	0.8	U	<	0.8	U	<	0.4	U	<	0.48	U	<	0.48	U	<	0.48	U	<	0.48	U	<	0.48	U	<	0.52	U	<	0.4	U	<	0.29	U	<	0.8	U
2,6-Dinitrotoluene	-	0 / 25	<	0.8	U	<	0.8	U	<	0.2	U	<	0.48	U	<	0.48	U	<	0.48	U	<	0.48	U	<	0.48	U	<	0.52	U	<	0.4	U	<	1.1	U	<	0.8	U
2-Amino-4,6-dinitrotoluene	-	0 / 25	<	0.8	U	<	0.8	U	<	0.2	U	<	0.48	U	<	0.48	U	<	0.48	U	<	0.48	U	<	0.48	U	<	0.52	U	<	0.4	U	<	0.46	U	<	0.8	U
2-Nitrotoluene	-	0 / 23	<	0.8	U	<	0.8	U	<	0.4	U	<	0.48	U	<	0.48	U	<	0.48	U	<	0.48	U	<	0.48	U	<	0.52	U	<	0.4	U	<	0.90	U	<	0.8	U
3-Nitrotoluene	-	0 / 23	<	0.8	U	<	0.8	U	<	0.4	U	<	0.48	U	<	0.48	U	<	0.48	U	<	0.48	U	<	0.48	U	<	0.52	U	<	0.4	U	<	0.57	U	<	0.8	U
4-Amino-2,6-dinitrotoluene	-	0 / 23	<	1.4	U	<	0.8	U	<	0.2	U	<	0.48	U	<	0.48	U	<	0.48	U	<	0.48	U	<	0.48	U	<	0.52	U	<	0.4	U	<	0.77	U	<	0.8	U
4-Nitrotoluene	-	0 / 23	<	0.8	U	<	0.8	U	<	1	U	<	0.48	U	<	0.48	U	<	0.48	U	<	0.48	U	<	0.48	U	<	0.83	U	<	0.65	U	<	1.8	U	<	0.8	U
HMX	0.12 J	3 / 25	0.12	0.8	J	<	0.8	U	<	0.4	U	<	0.48	U	<	0.48	U	<	0.48	U	<	0.48	U	<	0.48	U	<	0.65	U	<	0.51	U	<	1.2	U	<	1	U
MNX	-	0 / 15	<	0.8	U	<	0.8	U	<	2	U	<	0.48	U	<	0.48	U	<	0.48	U	<	0.48	U	<	0.48	U	<	0.27	U		NA			NA			NA		
Nitrobenzene	-	0 / 25	<	0.8	U	<	0.8	U	<	0.4	U	<	0.48	U	<	0.48	U	<	0.48	U	<	0.48	U	<	0.48	U	<	0.27	U	<	0.21	U	<	0.51	U	<	0.8	U
RDX	2 J	15 / 25	2	0.8	J	1.7	0.8		1.4	0.2		<	0.48	U	<	0.48	U	<	0.48	U	<	0.48	U	<	0.48	U	<	0.27	U	0.27	0.21		1.7	0.73		0.46	0.8	J
Tetryl	-	0 / 25	<	0.8	U	<	0.8	U	<	0.24	U	<	0.48	U	<	0.48	U	<	0.48	U	<	0.48	U	<	0.48	U	<	0.52	U	<	0.4	U	<	1.2	U	<	0.8	U

Notes:
< = less than reporting limit
µg/L = micrograms per liter
HMX = octahydro-1,3,5,7-tetranitro-1,3,5,7-tetrazocine
ID = identification number
J = estimated
LOQ = limit of quantification
MNX = mono-nitroso-RDX
NA = not analyzed
NRL = no reporting limit
Qual = qualifier
RDX = hexahydro-1,3,5-trinitro-1,3,5-triazine
RL = reporting limit
U = nondetect

TABLE E.1.3-39
CORNHUSKER ARMY AMMUNITION PLANT
WELL CA342-EXPLOSIVES

FIELD ID			CA342			CA342			CA342			CA342			CA342			CA342			CA342			CA342		
METHOD	Maximum	Detection	SW846 M8330			SW846 M8330			UW51			UW51			UW51			UW33			UW33					
COLLECT DATE	Detection	Frequency	6/14/2000			3/15/1999			6/9/1998			9/29/1997			12/12/1996			7/15/1994			6/24/1994					
			Result	RL	Qual	Result	RL	Qual	Result	RL	Qual	Result	RL	Qual	Result	RL	Qual	Result	RL	Qual	Result	RL	Qual			
EXPLOSIVES (µg/L)																										
1,3,5-Trinitrobenzene	-	0 / 25	<	0.8	U	<	0.8	U	<	1.00	U	<	0.125	U	<	0.125	U	<	0.425	U	<	0.425	U			
1,3-Dinitrobenzene	-	0 / 25	<	0.8	U	<	0.8	U	<	0.500	U	<	0.989	U	<	0.989	U	<	0.549	U	<	0.549	U			
2,4,6-Trinitrotoluene	-	0 / 25	<	1.5	U	<	0.8	U	<	0.500	U	<	0.29	U	<	0.29	U	<	0.451	U	<	0.451	U			
2,4-Dinitrotoluene	-	0 / 25	<	1.1	U	<	0.8	U	<	0.500	U	<	0.233	U	<	0.233	U	<	0.26	U	<	0.26	U			
2,6-Dinitrotoluene	-	0 / 25	<	1.1	U	<	0.8	U	<	0.500	U	<	0.2	U	<	0.2	U	<	0.26	U	<	0.26	U			
2-Amino-4,6-dinitrotoluene	-	0 / 25	<	1	U	<	0.8	U	<	0.500	U	<	0.173	U	<	0.173	U	<	0.244	U	<	0.244	U			
2-Nitrotoluene	-	0 / 23	<	1.1	U	<	0.8	U	<	1.00	U	<	0.319	U	<	0.319	U		NA			NA				
3-Nitrotoluene	-	0 / 23	<	1.1	U	<	0.8	U	<	1.00	U	<	0.514	U	<	0.514	U		NA			NA				
4-Amino-2,6-dinitrotoluene	-	0 / 23	<	1	U	<	0.8	U	<	1.00	U	<	0.309	U	<	0.309	U		NA			NA				
4-Nitrotoluene	-	0 / 23	<	1.1	U	<	0.8	U	<	1.00	U	<	0.368	U	<	0.368	U		NA			NA				
HMX	0.12 J	3 / 25	<	0.8	U	<	0.8	U	<	0.500	U	<	0.16	U	<	0.16	U	<	0.563	U	<	0.563	U			
MNX	-	0 / 15		NA			NA			NA			NA			NA			NA			NA				
Nitrobenzene	-	0 / 25	<	0.8	U	<	0.8	U	<	0.500	U	<	0.231	U	<	0.231	U	<	0.817	U	<	0.817	U			
RDX	2 J	15 / 25	1.3	0.8		0.472	0.8	J	<	1.00	U	<	0.558	U	<	0.558	U	1.07	NRL		0.603	NRL				
Tetryl	-	0 / 25	<	1.3	U	<	0.8	U	<	0.500	U	<	0.253	U	<	0.253	U	<	1.18	U	<	1.18	U			

Notes:
< = less than reporting limit
µg/L = micrograms per liter
HMX = octahydro-1,3,5,7-tetranitro-1,3,5,7-tetrazocine
ID = identification number
J = estimated
LOQ = limit of quantification
MNX = mono-nitroso-RDX
NA = not analyzed
NRL = no reporting limit
Qual = qualifier
RDX = hexahydro-1,3,5-trinitro-1,3,5-triazine
RL = reporting limit
U = nondetect

TABLE E.1.3-40
CORNHUSKER ARMY AMMUNITION PLANT
WELL CA343-EXPLOSIVES

FIELD ID			CA343	CA343	CA343					CA343					CA343					CA343					CA343					CA343					CA343				
METHOD	Maximum	Detection	SW846 M8330	SW846 M8330	SW846 M8330					SW846 M8330					SW846 M8330					SW846 M8330					SW846 M8330					SW846 M8330				
COLLECT DATE	Detection	Frequency	None	None	3/14/2018					3/23/2017					8/3/2016					8/10/2015					8/6/2014					3/4/2013				
					Result	Qual	DL	LOD	LOQ	Result	Qual	DL	LOD	LOQ	Result	DL	LOD	LOQ	Qual	Result	DL	LOD	LOQ	Qual	Result	LOQ	Qual	Result	RL	Qual										
EXPLOSIVES (µg/L)																																						
1,3,5-Trinitrobenzene	-	0 / 25			<	U	0.031	0.1	0.15	<	U	0.032	0.1	0.16	<	0.21	0.42	1	U	<	0.40	0.40	1.0	UJ	<	1	U	<	0.8	U										
1,3-Dinitrobenzene	-	0 / 25			<	U	0.05	0.1	0.15	<	U	0.052	0.1	0.16	<	0.093	0.21	0.42	U	<	0.20	0.20	0.40	UJ	<	0.41	U	<	0.8	U										
2,4,6-Trinitrotoluene	-	0 / 25			<	U	0.05	0.1	0.15	<	U	0.052	0.1	0.16	<	0.076	0.21	0.42	U	<	0.20	0.20	0.40	U	<	0.41	U	<	0.8	U										
2,4-Dinitrotoluene	-	0 / 25			<	U	0.05	0.1	0.13	<	U	0.052	0.1	0.13	<	0.088	0.21	0.42	U	<	0.20	0.20	0.40	UJ	<	0.41	U	<	0.8	U										
2,6-Dinitrotoluene	-	0 / 25	**Abandoned**	**Not Sampled**	<	U	0.05	0.1	0.13	<	U	0.052	0.1	0.13	<	0.067	0.21	0.21	U	<	0.20	0.20	0.20	UJ	<	0.21	U	<	0.8	U										
2-Amino-4,6-dinitrotoluene	-	0 / 25	**2020**	**in 2019, 2020**	<	U	0.03	0.1	0.15	<	U	0.031	0.1	0.16	<	0.053	0.13	0.21	U	<	0.12	0.12	0.20	UJ	<	0.21	U	<	0.8	U										
2-Nitrotoluene	-	0 / 23			<	U	0.088	0.2	0.5	<	U	0.091	0.21	0.52	<	0.089	0.21	0.42	U	<	0.20	0.20	0.40	UJ	<	0.41	U	<	0.8	U										
3-Nitrotoluene	-	0 / 23			<	U	0.057	0.2	0.5	<	U	0.059	0.21	0.52	<	0.087	0.21	0.42	U	<	0.20	0.20	0.40	UJ	<	0.41	U	<	0.8	U										
4-Amino-2,6-dinitrotoluene	-	0 / 23			<	U	0.05	0.1	0.15	<	U	0.052	0.1	0.16	<	0.06	0.13	0.21	U	<	0.12	0.12	0.20	UJ	<	0.21	U	<	1.4	U										
4-Nitrotoluene	-	0 / 23			<	U	0.088	0.2	0.5	<	U	0.091	0.21	0.52	<	0.21	0.42	1	U	<	0.40	0.40	1.0	UJ	<	1	U	<	0.8	U										
HMX	-	0 / 25			<	U	0.028	0.1	0.15	<	U	0.037	0.1	0.16	<	0.092	0.21	0.42	U	<	0.20	0.20	0.40	U	<	0.41	U	<	0.8	U										
MNX	-	0 / 15			<	U	0.036	0.1	0.5	<	U	0.029	0.1	0.52	<	0.37	0.37	2.1	U	<	0.36	0.36	2.0	UJ	<	2.1	U	<	0.8	U										
Nitrobenzene	0.56 J	1 / 25			<	U	0.05	0.1	0.15	<	U	0.052	0.1	0.16	<	0.095	0.21	0.42	U	<	0.20	0.16	0.40	UJ	<	0.41	U	<	0.8	U										
RDX	0.46	4 / 25			0.37		0.036	0.1	0.15	0.4		0.037	0.1	0.16	0.46	0.055	0.13	0.21		0.24	0.24	0.12	0.20	J	<	0.21	U	<	0.8	U										
Tetryl	-	0 / 25			<	U	0.05	0.1	0.15	<	U	0.052	0.1	0.16	<	0.083	0.21	0.25	U	<	0.20	0.20	0.24	UJ	<	0.25	U	<	1.6	U										

Notes:
< = less than reporting limit
µg/L = micrograms per liter
HMX = octahydro-1,3,5,7-tetranitro-1,3,5,7-tetrazocine
ID = identification number
J = estimated
LOQ = limit of quantification
MNX = mono-nitroso-RDX
NA = not analyzed
NRL = no reporting limit
Qual = qualifier
RDX = hexahydro-1,3,5-trinitro-1,3,5-triazine
RL = reporting limit
U = nondetect

TABLE E.1.3-40
CORNHUSKER ARMY AMMUNITION PLANT
WELL CA343-EXPLOSIVES

FIELD ID			CA343			CA343			CA343			CA343			CA343			CA343			CA343			CA343			CA343			CA343			CA343		
METHOD	Maximum	Detection	SW846 M8330			SW846 M8330			SW846 M8330			SW846 M8330			SW846 M8330			SW846 M8330			SW846 M8330			SW846 M8330			SW846 M8330			SW846 M8330			SW846 M8330		
COLLECT DATE	Detection	Frequency	2/27/2012			3/1/2011			3/5/2010			3/3/2009			3/5/2008			3/5/2007			3/6/2006			3/7/2005			3/15/2004			3/10/2003			3/11/2002			3/12/2001		
			Result	RL	Qual	Result	RL	Qual	Result	RL	Qual	Result	RL	Qual	Result	RL	Qual	Result	RL	Qual	Result	RL	Qual	Result	RL	Qual	Result	RL	Qual	Result	RL	Qual	Result	RL	Qual	Result	RL	Qual
EXPLOSIVES (µg/L)																																				
1,3,5-Trinitrobenzene	-	0 / 25	<	0.8	U	<	0.8	U	<	1	U	<	0.48	U	<	0.49	U	<	0.48	U	<	0.49	U	<	0.48	U	<	0.16	U	<	0.21	U	<	0.42	U	<	0.8	U
1,3-Dinitrobenzene	-	0 / 25	<	0.8	U	<	0.8	U	<	0.4	U	<	0.48	U	<	0.49	U	<	0.48	U	<	0.49	U	<	0.48	U	<	0.16	U	<	0.21	U	<	0.28	U	<	0.8	U
2,4,6-Trinitrotoluene	-	0 / 25	<	0.8	U	<	0.8	U	<	0.4	U	<	0.48	U	<	0.49	U	<	0.48	U	<	0.49	U	<	0.48	U	<	0.16	U	<	0.21	U	<	0.35	U	<	0.8	U
2,4-Dinitrotoluene	-	0 / 25	<	0.8	U	<	0.8	U	<	0.4	U	<	0.48	U	<	0.49	U	<	0.48	U	<	0.49	U	<	0.48	U	<	0.31	U	<	0.4	U	<	0.28	U	<	0.8	U
2,6-Dinitrotoluene	-	0 / 25	<	0.8	U	<	0.8	U	<	0.2	U	<	0.48	U	<	0.49	U	<	0.48	U	<	0.49	U	<	0.48	U	<	0.31	U	<	0.4	U	<	1.1	U	<	0.8	U
2-Amino-4,6-dinitrotoluene	-	0 / 25	<	0.8	U	<	0.8	U	<	0.2	U	<	0.48	U	<	0.49	U	<	0.48	U	<	0.49	U	<	0.48	U	<	0.31	U	<	0.4	U	<	0.44	U	<	0.8	U
2-Nitrotoluene	-	0 / 23	<	0.8	U	<	0.8	U	<	0.4	U	<	0.48	U	<	0.49	U	<	0.48	U	<	0.49	U	<	0.48	U	<	0.31	U	<	0.4	U	<	0.86	U	<	0.8	U
3-Nitrotoluene	-	0 / 23	<	0.8	U	<	0.8	U	<	0.4	U	<	0.48	U	<	0.49	U	<	0.48	U	<	0.49	U	<	0.48	U	<	0.31	U	<	0.4	U	<	0.54	U	<	0.8	U
4-Amino-2,6-dinitrotoluene	-	0 / 23	<	1.4	U	<	0.8	U	<	0.2	U	<	0.48	U	<	0.49	U	<	0.48	U	<	0.49	U	<	0.48	U	<	0.31	U	<	0.4	U	<	0.74	U	<	0.8	U
4-Nitrotoluene	-	0 / 23	<	0.8	U	<	0.8	U	<	1	U	<	0.48	U	<	0.49	U	<	0.48	U	<	0.49	U	<	0.48	U	<	0.5	U	<	0.64	U	<	1.8	U	<	0.8	U
HMX	-	0 / 25	<	0.8	U	<	0.8	U	<	0.4	U	<	0.48	U	<	0.49	U	<	0.48	U	<	0.49	U	<	0.48	U	<	0.39	U	<	0.5	U	<	1.2	U	<	1	U
MNX	-	0 / 15	<	0.8	U	<	0.8	U	<	2	U	<	0.48	U	<	0.49	U	<	0.48	U	<	0.49	U	<	0.48	U	<	0.16	U		NA			NA			NA	
Nitrobenzene	0.56 J	1 / 25	<	0.8	J	0.56	0.8	J	<	0.4	U	<	0.48	U	<	0.49	U	<	0.48	U	<	0.49	U	<	0.48	U	<	0.16	U	<	0.21	U	<	0.49	U	<	0.8	U
RDX	0.46	4 / 25	<	0.8	U	<	0.8	U	<	0.2	U	<	0.48	U	<	0.49	U	<	0.48	U	<	0.49	U	<	0.48	U	<	0.16	U	<	0.21	U	<	0.70	U	<	0.8	U
Tetryl	-	0 / 25	<	0.8	U	<	0.8	U	<	0.24	U	<	0.48	U	<	0.49	U	<	0.48	U	<	0.49	U	<	0.48	U	<	0.31	U	<	0.4	U	<	1.2	U	<	0.8	U

Notes:
< = less than reporting limit
µg/L = micrograms per liter
HMX = octahydro-1,3,5,7-tetranitro-1,3,5,7-tetrazocine
ID = identification number
J = estimated
LOQ = limit of quantification
MNX = mono-nitroso-RDX
NA = not analyzed
NRL = no reporting limit
Qual = qualifier
RDX = hexahydro-1,3,5-trinitro-1,3,5-triazine
RL = reporting limit
U = nondetect

TABLE E.1.3-40
CORNHUSKER ARMY AMMUNITION PLANT
WELL CA343-EXPLOSIVES

FIELD ID			CA343			CA343			CA343			CA343			CA343			CA343			CA343			CA343		
METHOD	Maximum	Detection	SW846 M8330			SW846 M8330			UW51			UW51			UW51			UW33			UW33					
COLLECT DATE	Detection	Frequency	6/14/2000			3/15/1999			6/9/1998			9/29/1997			12/12/1996			8/24/1994			7/15/1994					
			Result	RL	Qual	Result	RL	Qual	Result	RL	Qual	Result	RL	Qual	Result	RL	Qual	Result	RL	Qual	Result	RL	Qual			
EXPLOSIVES (µg/L)																										
1,3,5-Trinitrobenzene	-	0 / 25	<	0.8	U	<	0.8	U	<	1.00	U	<	0.125	U	<	0.125	U	<	0.425	U	<	0.425	U			
1,3-Dinitrobenzene	-	0 / 25	<	0.8	U	<	0.8	U	<	0.500	U	<	0.989	U	<	0.989	U	<	0.549	U	<	0.549	U			
2,4,6-Trinitrotoluene	-	0 / 25	<	1.5	U	<	0.8	U	<	0.500	U	<	0.29	U	<	0.29	U	<	0.451	U	<	0.451	U			
2,4-Dinitrotoluene	-	0 / 25	<	1.1	U	<	0.8	U	<	0.500	U	<	0.233	U	<	0.233	U	<	0.26	U	<	0.26	U			
2,6-Dinitrotoluene	-	0 / 25	<	1.1	U	<	0.8	U	<	0.500	U	<	0.2	U	<	0.2	U	<	0.26	U	<	0.26	U			
2-Amino-4,6-dinitrotoluene	-	0 / 25	<	1	U	<	0.8	U	<	0.500	U	<	0.173	U	<	0.173	U	<	0.244	U	<	0.244	U			
2-Nitrotoluene	-	0 / 23	<	1.1	U	<	0.8	U	<	1.00	U	<	0.319	U	<	0.319	U		NA			NA				
3-Nitrotoluene	-	0 / 23	<	1.1	U	<	0.8	U	<	1.00	U	<	0.514	U	<	0.514	U		NA			NA				
4-Amino-2,6-dinitrotoluene	-	0 / 23	<	1	U	<	0.8	U	<	1.00	U	<	0.309	U	<	0.309	U		NA			NA				
4-Nitrotoluene	-	0 / 23	<	1.1	U	<	0.8	U	<	1.00	U	<	0.368	U	<	0.368	U		NA			NA				
HMX	-	0 / 25	<	0.8	U	<	0.8	U	<	0.500	U	<	0.16	U	<	0.16	U	<	0.563	U	<	0.563	U			
MNX	-	0 / 15		NA			NA			NA			NA			NA			NA			NA				
Nitrobenzene	0.56 J	1 / 25	<	0.8	U	<	0.8	U	<	0.500	U	<	0.231	U	<	0.231	U	<	0.817	U	<	0.817	U			
RDX	0.46	4 / 25	<	0.8	U	<	0.8	U	<	1.00	U	<	0.558	U	<	0.558	U	<	0.412	U	<	0.412	U			
Tetryl	-	0 / 25	<	1.3	U	<	0.8	U	<	0.500	U	<	0.253	U	<	0.253	U	<	1.18	U	<	1.18	U			

Notes:
< = less than reporting limit
µg/L = micrograms per liter
HMX = octahydro-1,3,5,7-tetranitro-1,3,5,7-tetrazocine
ID = identification number
J = estimated
LOQ = limit of quantification
MNX = mono-nitroso-RDX
NA = not analyzed
NRL = no reporting limit
Qual = qualifier
RDX = hexahydro-1,3,5-trinitro-1,3,5-triazine
RL = reporting limit
U = nondetect

E.1 Explosives

E.1.4 OU1 OFF-POST NW WELLS

WELL	TABLE
NW010	E.1.4-1
NW011	E.1.4-2
NW020	E.1.4-3
NW021	E.1.4-4
NW022	E.1.4-5
NW030	E.1.4-6
NW031	E.1.4-7
NW032	E.1.4-8
NW040	E.1.4-9
NW041	E.1.4-10
NW050	E.1.4-11
NW051	E.1.4-12
NW052	E.1.4-13
NW060	E.1.4-14
NW061	E.1.4-15
NW062	E.1.4-16
NW070	E.1.4-17
NW071	E.1.4-18
NW080	E.1.4-19
NW081/NW081R	E.1.4-20
NW082/NW082R	E.1.4-21
NW090	E.1.4-22
NW091	E.1.4-23
NW100	E.1.4-24
NW101	E.1.4-25
NW102	E.1.4-26
NW120	E.1.4-27
NW121	E.1.4-28
NW122	E.1.4-29
NW130/NW130R	E.1.4-30
NW131/NW131R	E.1.4-31
NW132/NW132R	E.1.4-32

TABLE E.1.4-1
CORNHUSKER ARMY AMMUNITION PLANT
WELL NW010-EXPLOSIVES

FIELD ID			NW010			NW010			NW010			NW010			NW010			NW010			NW010			NW010			NW010			NW010			NW010		
METHOD	Maximum	Detection	SW846 M8330			SW846 M8330			SW846 M8330			SW846 M8330			SW846 M8330			SW846 M8330			SW846 M8330			SW846 M8330			SW846 M8330			SW846 M8330			UW51		
COLLECT DATE	Detection	Frequency	None			None			3/15/2006			3/15/2005			3/15/2004			3/17/2003			3/19/2002			3/21/2001			3/14/2000			3/24/1999			6/14/1998		
			Result	RL	Qual	Result	RL	Qual	Result	RL	Qual	Result	RL	Qual	Result	RL	Qual	Result	RL	Qual	Result	RL	Qual	Result	RL	Qual	Result	RL	Qual	Result	RL	Qual	Result	RL	Qual
EXPLOSIVES (µg/L)																																			
1,3,5-Trinitrobenzene	-	0 / 13							<	0.49	U	<	0.48	U	<	0.25	U	<	0.2	U	<	0.38	U	<	0.8	U	<	0.8	U	<	0.8	U	<	1.00	U
1,3-Dinitrobenzene	-	0 / 12							<	0.49	U	<	0.48	U	<	0.25	U	<	0.2	U	<	0.25	U	<	0.8	U	<	0.8	U	<	0.8	U	<	0.500	U
2,4,6-Trinitrotoluene	-	0 / 13							<	0.49	U	<	0.48	U	<	0.25	U	<	0.2	U	<	0.32	U	<	0.8	U	<	1.5	U	<	0.8	U	<	1.00	U
2,4-Dinitrotoluene	-	0 / 13							<	0.49	U	<	0.48	U	<	0.49	U	<	0.38	U	<	0.25	U	<	0.8	U	<	1.1	U	<	0.8	U	<	0.500	U
2,6-Dinitrotoluene	-	0 / 13	**Abandoned**			**Not Sampled**			<	0.49	U	<	0.48	U	<	0.49	U	<	0.38	U	<	0.98	U	<	0.8	U	<	1.1	U	<	0.8	U	<	0.500	U
2-Amino-4,6-dinitrotoluene	0.203	1 / 12	**2008**			**in 2007**			<	0.49	U	<	0.48	U	<	0.49	U	<	0.38	U	<	0.40	U	<	0.8	U	<	1	U	<	0.8	U	<	0.500	U
2-Nitrotoluene	-	0 / 9							<	0.49	U	<	0.48	U	<	0.49	U	<	0.38	U	<	0.78	U	<	0.8	U	<	1.1	U	<	0.8	U	<	1.00	U
3-Nitrotoluene	-	0 / 9							<	0.49	U	<	0.48	U	<	0.49	U	<	0.38	U	<	0.49	U	<	0.8	U	<	1.1	U	<	0.8	U	<	1.00	U
4-Amino-2,6-dinitrotoluene	-	0 / 9							<	0.49	U	<	0.48	U	<	0.49	U	<	0.38	U	<	0.67	U	<	0.8	U	<	1	U	<	0.8	U	<	1.00	U
4-Nitrotoluene	-	0 / 9							<	0.49	U	<	0.48	U	<	0.78	U	<	0.62	U	<	1.6	U	<	0.8	U	<	1.1	U	<	0.8	U	<	1.00	U
HMX	-	0 / 12							<	0.49	U	<	0.48	U	<	0.61	U	<	0.48	U	<	1.1	U	<	1	U	<	0.8	U	<	0.8	U	<	0.500	U
MNX	-	0 / 3							<	0.49	U	<	0.48	U	<	0.25	U		NA			NA			NA			NA			NA			NA		
Nitrobenzene	-	0 / 12							<	0.49	U	<	0.48	U	<	0.25	U	<	0.2	U	<	0.44	U	<	0.8	U	<	0.8	U	<	0.8	U	<	0.500	U
RDX	-	0 / 13							<	0.49	U	<	0.48	U	<	0.25	U	<	0.2	U	<	0.63	U	<	0.8	U	<	0.8	U	<	0.8	U	<	1.00	U
Tetryl	-	0 / 11							<	0.49	U	<	0.48	U	<	0.49	U	<	0.38	U	<	1.0	U	<	0.8	U	<	1.3	U	<	0.8	U	<	0.500	U

Notes:
< = less than reporting limit
µg/L = micrograms per liter
HMX = octahydro-1,3,5,7-tetranitro-1,3,5,7-tetrazocine
ID = identification number
J = estimated
LOQ = limit of quantification
MNX = mono-nitroso-RDX
NA = not analyzed
NRL = no reporting limit
Qual = qualifier
RDX = hexahydro-1,3,5-trinitro-1,3,5-triazine
RL = reporting limit
U = nondetect

TABLE E.1.4-1
CORNHUSKER ARMY AMMUNITION PLANT
WELL NW010-EXPLOSIVES

FIELD ID			NW010			NW010			NW010			NW010		
METHOD	Maximum	Detection	UW33			UW33			UW32			99		
COLLECT DATE	Detection	Frequency	7/14/1994			6/11/1994			9/1/1992			11/29/1984		
			Result	RL	Qual	Result	RL	Qual	Result	RL	Qual	Result	RL	Qual
EXPLOSIVES (µg/L)														
1,3,5-Trinitrobenzene	-	0 / 13	<	0.425	U	<	0.425	U	<	0.449	U	<	0.1	U
1,3-Dinitrobenzene	-	0 / 12	<	0.549	U		NA		<	0.611	U	<	0.1	U
2,4,6-Trinitrotoluene	-	0 / 13	<	0.451	U	<	0.451	U	<	0.635	U	<	0.1	U
2,4-Dinitrotoluene	-	0 / 13	<	0.26	U	<	0.26	U	<	0.637	U	<	0.1	U
2,6-Dinitrotoluene	-	0 / 13	<	0.26	U	<	0.26	U	<	0.738	U	<	0.1	U
2-Amino-4,6-dinitrotoluene	0.203	1 / 12	<	0.244	U	<	0.244	U	0.203	NRL			NA	
2-Nitrotoluene	-	0 / 9		NA			NA			NA			NA	
3-Nitrotoluene	-	0 / 9		NA			NA			NA			NA	
4-Amino-2,6-dinitrotoluene	-	0 / 9		NA			NA			NA			NA	
4-Nitrotoluene	-	0 / 9		NA			NA			NA			NA	
HMX	-	0 / 12	<	0.563	U	<	0.563	U	<	1.21	U		NA	
MNX	-	0 / 3		NA			NA			NA			NA	
Nitrobenzene	-	0 / 12	<	0.817	U	<	0.817	U	<	0.645	U		NA	
RDX	-	0 / 13	<	0.412	U	<	0.412	U	<	1.17	U	<	0.2	U
Tetryl	-	0 / 11	<	1.180	U	<	1.180	U		NA			NA	

Notes:
< = less than reporting limit
µg/L = micrograms per liter
HMX = octahydro-1,3,5,7-tetranitro-1,3,5,7-tetrazocine
ID = identification number
J = estimated
LOQ = limit of quantification
MNX = mono-nitroso-RDX
NA = not analyzed
NRL = no reporting limit
Qual = qualifier
RDX = hexahydro-1,3,5-trinitro-1,3,5-triazine
RL = reporting limit
U = nondetect

TABLE E.1.4-2
CORNHUSKER ARMY AMMUNITION PLANT
WELL NW011-EXPLOSIVES

FIELD ID			NW011			NW011			NW011			NW011			NW011			NW011			NW011			NW011			NW011			NW011			NW011		
METHOD	Maximum	Detection	SW846 M8330			SW846 M8330			SW846 M8330			SW846 M8330			SW846 M8330			SW846 M8330			SW846 M8330			SW846 M8330			SW846 M8330			SW846 M8330			UW51		
COLLECT DATE	Detection	Frequency	None			None			3/15/2006			3/15/2005			3/15/2004			3/17/2003			3/18/2002			3/21/2001			3/14/2000			3/24/1999			6/14/1998		
			Result	RL	Qual	Result	RL	Qual	Result	RL	Qual	Result	RL	Qual	Result	RL	Qual	Result	RL	Qual	Result	RL	Qual	Result	RL	Qual	Result	RL	Qual	Result	RL	Qual	Result	RL	Qual
EXPLOSIVES (µg/L)																																			
1,3,5-Trinitrobenzene	-	0 / 13							<	0.48	U	<	0.48	U	<	0.18	U	<	0.16	U	<	0.47	U	<	0.8	U	<	0.8	U	<	0.8	U	<	1.00	U
1,3-Dinitrobenzene	-	0 / 13							<	0.48	U	<	0.48	U	<	0.18	U	<	0.16	U	<	0.31	U	<	0.8	U	<	0.8	U	<	0.8	U	<	0.500	U
2,4,6-Trinitrotoluene	-	0 / 13							<	0.48	U	<	0.48	U	<	0.18	U	<	0.16	U	<	0.39	U	<	0.8	U	<	1.5	U	<	0.8	U	<	1.00	U
2,4-Dinitrotoluene	14	1 / 13							<	0.48	U	<	0.48	U	<	0.35	U	<	0.31	U	<	0.31	U	<	0.8	U	<	1.1	U	<	0.8	U	<	0.500	U
2,6-Dinitrotoluene	-	0 / 13	**Abandoned**			**Not Sampled**			<	0.48	U	<	0.48	U	<	0.35	U	<	0.31	U	<	1.2	U	<	0.8	U	<	1.1	U	<	0.8	U	<	0.500	U
2-Amino-4,6-dinitrotoluene	-	0 / 12	**2008**			**in 2007**			<	0.48	U	<	0.48	U	<	0.35	U	<	0.31	U	<	0.49	U	<	0.8	U	<	1	U	<	0.8	U	<	0.500	U
2-Nitrotoluene	-	0 / 9							<	0.48	U	<	0.48	U	<	0.35	U	<	0.31	U	<	0.96	U	<	0.8	U	<	1.1	U	<	0.8	U	<	1.00	U
3-Nitrotoluene	-	0 / 9							<	0.48	U	<	0.48	U	<	0.35	U	<	0.31	U	<	0.60	U	<	0.8	U	<	1.1	U	<	0.8	U	<	1.00	U
4-Amino-2,6-dinitrotoluene	-	0 / 9							<	0.48	U	<	0.48	U	<	0.35	U	<	0.31	U	<	0.82	U	<	0.8	U	<	1	U	<	0.8	U	<	1.00	U
4-Nitrotoluene	-	0 / 9							<	0.48	U	<	0.48	U	<	0.56	U	<	0.5	U	<	2.0	U	<	0.8	U	<	1.1	U	<	0.8	U	<	1.00	U
HMX	-	0 / 12							<	0.48	U	<	0.48	U	<	0.44	U	<	0.39	U	<	1.3	U	<	1	U	<	0.8	U	<	0.8	U	<	0.500	U
MNX	-	0 / 3							<	0.48	U	<	0.48	U	<	0.18	U		NA			NA			NA			NA			NA			NA		
Nitrobenzene	-	0 / 12							<	0.48	U	<	0.48	U	<	0.18	U	<	0.16	U	<	0.55	U	<	0.8	U	<	0.8	U	<	0.8	U	<	0.500	U
RDX	7.91	1 / 13							<	0.48	U	<	0.48	U	<	0.18	U	<	0.16	U	<	0.78	U	<	0.8	U	<	0.8	U	<	0.8	U	<	1.00	U
Tetryl	-	0 / 11							<	0.48	U	<	0.48	U	<	0.35	U	<	0.31	U	<	1.3	U	<	0.8	U	<	1.3	U	<	0.8	U	<	0.500	U

Notes:
< = less than reporting limit
µg/L = micrograms per liter
HMX = octahydro-1,3,5,7-tetranitro-1,3,5,7-tetrazocine
ID = identification number
J = estimated
LOQ = limit of quantification
MNX = mono-nitroso-RDX
NA = not analyzed
NRL = no reporting limit
Qual = qualifier
RDX = hexahydro-1,3,5-trinitro-1,3,5-triazine
RL = reporting limit
U = nondetect

TABLE E.1.4-2
CORNHUSKER ARMY AMMUNITION PLANT
WELL NW011-EXPLOSIVES

FIELD ID			NW011			NW011			NW011			NW011		
METHOD	Maximum	Detection	UW33			UW33			UW32			99		
COLLECT DATE	Detection	Frequency	7/14/1994			6/11/1994			9/1/1992			11/29/1984		
			Result	RL	Qual	Result	RL	Qual	Result	RL	Qual	Result	RL	Qual
EXPLOSIVES (µg/L)														
1,3,5-Trinitrobenzene	-	0 / 13	<	0.425	U	<	0.425	U	<	0.449	U	<	0.1	U
1,3-Dinitrobenzene	-	0 / 13	<	0.549	U	<	0.549	U	<	0.611	U	<	0.1	U
2,4,6-Trinitrotoluene	-	0 / 13	<	0.451	U	<	0.451	U	<	0.635	U	<	0.1	U
2,4-Dinitrotoluene	14	1 / 13	<	0.26	U	<	0.26	U	14	0.064	U	<	0.1	U
2,6-Dinitrotoluene	-	0 / 13	<	0.26	U	<	0.26	U	<	0.074	U	<	0.1	U
2-Amino-4,6-dinitrotoluene	-	0 / 12	<	0.244	U	<	0.244	U	<	0.158	U		NA	
2-Nitrotoluene	-	0 / 9		NA			NA			NA			NA	
3-Nitrotoluene	-	0 / 9		NA			NA			NA			NA	
4-Amino-2,6-dinitrotoluene	-	0 / 9		NA			NA			NA			NA	
4-Nitrotoluene	-	0 / 9		NA			NA			NA			NA	
HMX	-	0 / 12	<	0.563	U	<	0.563	U	<	1.21	U		NA	
MNX	-	0 / 3		NA			NA			NA			NA	
Nitrobenzene	-	0 / 12	<	0.817	U	<	0.817	U	<	0.645	U		NA	
RDX	7.91	1 / 13	<	0.412	U	<	0.412	U	<	1.17	U	7.91	0.1	
Tetryl	-	0 / 11	<	1.18	U	<	1.18	U		NA			NA	

Notes:
< = less than reporting limit
µg/L = micrograms per liter
HMX = octahydro-1,3,5,7-tetranitro-1,3,5,7-tetrazocine
ID = identification number
J = estimated
LOQ = limit of quantification
MNX = mono-nitroso-RDX
NA = not analyzed
NRL = no reporting limit
Qual = qualifier
RDX = hexahydro-1,3,5-trinitro-1,3,5-triazine
RL = reporting limit
U = nondetect

TABLE E.1.4-3
CORNHUSKER ARMY AMMUNITION PLANT
WELL NW020-EXPLOSIVES

FIELD ID			NW020					NW020					NW020					NW020					NW020					NW020				
METHOD	Maximum	Detection	SW846 M8330					SW846 M8330					SW846 M8330					SW846 M8330					SW846 M8330					SW846 M8330				
COLLECT DATE	Detection	Frequency	5/16/2022					5/25/2021					6/15/2020					6/10/2019					3/19/2018					3/28/2017				
			Result	Qual	DL	LOD	LOQ	Result	Qual	DL	LOD	LOQ	Result	Qual	DL	LOD	LOQ	Result	Qual	DL	LOD	LOQ	Result	Qual	DL	LOD	LOQ	Result	Qual	DL	LOD	LOQ
EXPLOSIVES (µg/L)																																
1,3,5-Trinitrobenzene	2.3	24 / 35	<	U	0.087	0.21	0.22	<	U	0.086	0.2	0.21	<	U	0.087	0.21	0.22	<	U	0.2	0.39	0.98	0.22		0.032	0.1	0.15	0.25		0.032	0.1	0.15
1,3-Dinitrobenzene	-	0 / 34	<	U	0.038	0.1	0.11	<	U	0.038	0.1	0.11	<	U	0.038	0.1	0.11	<	U	0.087	0.2	0.39	<	U	0.051	0.1	0.15	<	U	0.051	0.1	0.15
2,4,6-Trinitrotoluene	53	34 / 35	<	U	0.047	0.1	0.11	0.93	J	0.046	0.1	0.11	0.59		0.046	0.1	0.11	0.33	J	0.16	0.39	0.39	0.34		0.051	0.1	0.15	0.33		0.051	0.1	0.15
2,4-Dinitrotoluene	2.4	7 / 35	<	U	0.028	0.083	0.1	<	U	0.028	0.082	0.1	<	U	0.028	0.082	0.1	<	U	0.082	0.2	0.39	<	U	0.051	0.1	0.13	<	U	0.051	0.1	0.13
2,6-Dinitrotoluene	17.7	1 / 35	<	U	0.042	0.083	0.1	<	U	0.041	0.082	0.1	<	U	0.041	0.082	0.1	<	U	0.063	0.2	0.2	<	U	0.051	0.1	0.13	<	U	0.051	0.1	0.13
2-Amino-4,6-dinitrotoluene	13	29 / 31	0.99		0.053	0.1	0.11	1.3	J	0.052	0.1	0.11	1.4		0.052	0.1	0.11	2		0.05	0.12	0.2	0.96		0.031	0.1	0.15	1.2		0.031	0.1	0.15
2-Nitrotoluene	1.1	1 / 27	<	U	0.089	0.21	0.22	<	UJ	0.087	0.2	0.21	<	U	0.088	0.21	0.22	<	UJ	0.084	0.2	0.39	<	U	0.09	0.21	0.51	<	U	0.09	0.2	0.51
3-Nitrotoluene	-	0 / 27	<	U	0.2	0.42	0.42	<	UJ	0.2	0.41	0.41	<	U	0.2	0.41	0.41	<	UJ	0.19	0.39	0.39	<	U	0.058	0.21	0.51	<	U	0.058	0.2	0.51
4-Amino-2,6-dinitrotoluene	10.8	28 / 28	0.81		0.06	0.12	0.16	1.3	J	0.059	0.12	0.15	1.8		0.059	0.12	0.15	1.8		0.056	0.12	0.2	1.1		0.051	0.1	0.15	0.55		0.051	0.1	0.15
4-Nitrotoluene	-	0 / 27	<	U	0.1	0.42	0.43	<	UJ	0.1	0.41	0.42	<	U	0.1	0.41	0.42	<	UJ	0.2	0.39	0.98	<	U	0.09	0.21	0.51	<	U	0.09	0.2	0.51
HMX	9.54	26 / 31	<	U	0.091	0.21	0.22	1.4	J	0.09	0.2	0.21	<	U	0.09	0.21	0.22	0.27	J	0.086	0.2	0.39	0.42		0.029	0.1	0.15	0.16		0.037	0.1	0.15
MNX	0.15 J	1 / 19	<	U	0.16	0.42	2.1	<	U	0.16	0.41	2	<	U	0.16	0.41	2.1	<	U	0.15	0.39	2	<	U	0.037	0.1	0.51	<	U	0.029	0.1	0.51
Nitrobenzene	-	0 / 31	<	U	0.095	0.21	0.22	<	U	0.093	0.2	0.21	<	U	0.094	0.21	0.22	<	U	0.089	0.2	0.39	<	U	0.051	0.1	0.15	<	U	0.051	0.1	0.15
RDX	43	34 / 35	0.29	J	0.054	0.21	0.22	1		0.053	0.2	0.21	1.5		0.053	0.21	0.22	0.17	J	0.15	0.39	0.39	0.33		0.037	0.1	0.15	0.17		0.037	0.1	0.15
Tetryl	-	0 / 30	<	U	0.033	0.1	0.11	<	U	0.033	0.1	0.11	<	U	0.033	0.1	0.11	<	U	0.078	0.2	0.23	<	U	0.051	0.1	0.15	<	U	0.051	0.1	0.15

Notes:
< = less than reporting limit
µg/L = micrograms per liter
HMX = octahydro-1,3,5,7-tetranitro-1,3,5,7-tetrazocine
ID = identification number
J = estimated
LOQ = limit of quantification
MNX = mono-nitroso-RDX
NA = not analyzed
NRL = no reporting limit
Qual = qualifier
RDX = hexahydro-1,3,5-trinitro-1,3,5-triazine
RL = reporting limit
U = nondetect

TABLE E.1.4-3
CORNHUSKER ARMY AMMUNITION PLANT
WELL NW020-EXPLOSIVES

FIELD ID			NW020					NW020					NW020			NW020			NW020			NW020			NW020			NW020			NW020		
METHOD	Maximum	Detection	SW846 M8330					SW846 M8330					SW846 M8330			SW846 M8330			SW846 M8330			SW846 M8330			SW846 M8330			SW846 M8330			SW846 M8330		
COLLECT DATE	Detection	Frequency	8/5/2016					8/11/2015					8/13/2014			3/20/2013			3/8/2012			3/8/2011			3/9/2010			3/10/2009			3/10/2008		
			Result	Qual	DL	LOD	LOQ	Result	DL	LOD	LOQ	Qual	Result	LOQ	Qual	Result	RL	Qual	Result	RL	Qual	Result	RL	Qual	Result	RL	Qual	Result	RL	Qual	Result	RL	Qual
EXPLOSIVES (µg/L)																																	
1,3,5-Trinitrobenzene	2.3	24 / 35	<	0.22	0.44	1.1	U	<	0.21	0.41	1.0	UJ	0.32	1	J	0.5	0.8	J	0.38	0.8	J	0.37	0.8	J	0.28	1	J	<	0.49	U	0.74	0.49	
1,3-Dinitrobenzene	-	0 / 34	<	0.096	0.22	0.44	U	<	0.092	0.21	0.41	UJ	<	0.41	U	<	0.8	U	<	0.8	U	<	0.8	U	<	0.41	U	<	0.49	U	<	0.49	U
2,4,6-Trinitrotoluene	53	34 / 35	0.36	0.079	0.22	0.44	J	0.29	0.075	0.21	0.41	J	0.41	0.41		0.7	0.8	J	0.88	0.8		1.1	0.8		1.7	0.41		3.1	0.49		4.1	0.49	
2,4-Dinitrotoluene	2.4	7 / 35	<	0.091	0.22	0.44	U	<	0.087	0.21	0.41	UJ	<	0.41	U	<	0.8	U	<	0.8	U	<	0.8	U	<	0.41	U	<	0.49	U	<	0.49	U
2,6-Dinitrotoluene	17.7	1 / 35	<	0.07	0.22	0.22	U	<	0.067	0.21	0.21	UJ	<	0.21	U	<	0.8	U	<	0.8	U	<	0.8	U	<	0.21	U	<	0.49	U	<	0.49	U
2-Amino-4,6-dinitrotoluene	13	29 / 31	0.85	0.055	0.13	0.22		0.77	0.053	0.12	0.21	J	1.1	0.21	J	1	0.8	J	1.2	0.8		1.4	0.8		3.2	0.21		2.9	0.49		2.7	0.49	
2-Nitrotoluene	1.1	1 / 27	<	0.093	0.22	0.44	U	<	0.089	0.21	0.41	UJ	<	0.41	U	<	0.8	U	<	0.8	U	<	0.8	U	<	0.41	U	<	0.49	U	<	0.49	U
3-Nitrotoluene	-	0 / 27	<	0.091	0.22	0.44	U	<	0.086	0.21	0.41	UJ	<	0.41	U	<	0.8	U	<	0.8	U	<	0.8	U	<	0.41	U	<	0.49	U	<	0.49	U
4-Amino-2,6-dinitrotoluene	10.8	28 / 28	0.35	0.063	0.13	0.22		0.85	0.060	0.12	0.21	J	0.77	0.21		1.5	1.4	J	1.7	1.4		1.1	0.8		1.3	0.21	J	3.2	0.49		2.8	0.49	
4-Nitrotoluene	-	0 / 27	<	0.22	0.44	1.1	U	<	0.21	0.41	1.0	UJ	<	1	U	<	0.8	U	<	0.8	U	<	0.8	U	<	1	U	<	0.49	U	<	0.49	U
HMX	9.54	26 / 31	<	0.095	0.22	0.44	U	<	0.091	0.21	0.41	U	<	0.41	U	0.42	0.8	J	0.78	0.8	J	0.65	0.8	J	0.93	0.41		1.5	0.49		1.9	0.49	
MNX	0.15 J	1 / 19	<	0.39	0.39	2.2	U	<	0.37	0.37	2.1	U	<	2.1	U	<	0.8	U	<	0.8	U	<	0.8	U	<	2.1	U	<	0.49	U	<	0.49	U
Nitrobenzene	-	0 / 31	<	0.099	0.22	0.44	U	<	0.094	0.21	0.41	UJ	<	0.41	U	<	0.8	U	<	0.8	U	<	0.8	U	<	0.41	U	<	0.49	U	<	0.49	U
RDX	43	34 / 35	<	0.057	0.13	0.22	U	0.31	0.054	0.12	0.21	J	0.29	0.21	J	1.6	0.8	J	2.2	0.8		2.4	0.8		1.7	0.21		3.3	0.49		3.2	0.49	
Tetryl	-	0 / 30	<	0.086	0.22	0.26	U	<	0.082	0.21	0.25	UJ	<	0.25	UJ	<	1.6	U	<	0.8	U	<	0.8	U	<	0.25	U	<	0.49	U	<	0.49	U

Notes:
< = less than reporting limit
µg/L = micrograms per liter
HMX = octahydro-1,3,5,7-tetranitro-1,3,5,7-tetrazocine
ID = identification number
J = estimated
LOQ = limit of quantification
MNX = mono-nitroso-RDX
NA = not analyzed
NRL = no reporting limit
Qual = qualifier
RDX = hexahydro-1,3,5-trinitro-1,3,5-triazine
RL = reporting limit
U = nondetect

TABLE E.1.4-3
CORNHUSKER ARMY AMMUNITION PLANT
WELL NW020-EXPLOSIVES

FIELD ID			NW020			NW020			NW020			NW020			NW020			NW020			NW020			NW020			NW020			NW020			NW020		
METHOD	Maximum	Detection	SW846 M8330			SW846 M8330			SW846 M8330			SW846 M8330			SW846 M8330			SW846 M8330			SW846 M8330			SW846 M8330			UW51			UW51		
COLLECT DATE	Detection	Frequency	3/19/2007			3/14/2006			3/14/2005			3/15/2004			3/17/2003			3/19/2002			3/21/2001			3/14/2000			3/25/1999			6/16/1998			10/2/1997		
			Result	RL	Qual	Result	RL	Qual	Result	RL	Qual	Result	RL	Qual	Result	RL	Qual	Result	RL	Qual	Result	RL	Qual	Result	RL	Qual	Result	RL	Qual	Result	RL	Qual	Result	RL	Qual
EXPLOSIVES (µg/L)																																		
1,3,5-Trinitrobenzene	2.3	24 / 35	1	0.48		1.1	0.48		0.86	0.48		1.4	0.2		<	0.18	U	1.2	0.38		0.63	0.8	J	0.77	0.8	J	0.793	0.8	J	<	1.00	U	1.21	0.125	
1,3-Dinitrobenzene	-	0 / 34	<	0.48	U	<	0.48	U	<	0.48	U	<	0.2	U	<	0.18	U	<	0.25	U	<	0.8	U	<	0.8	U	<	0.8	U	<	0.500	U	<	0.989	U
2,4,6-Trinitrotoluene	53	34 / 35	3.3	0.48		5	0.48		5.8	0.48		6.8	0.2		11	1.8		13	1.6		19	1.6		25	30	J	34.9	4.0		22.3	1.00		22.8	0.29	
2,4-Dinitrotoluene	2.4	7 / 35	<	0.48	U	<	0.48	U	<	0.48	U	0.17	0.39	J	<	0.35	U	<	0.25	U	<	0.8	U	<	1.1	U	<	0.8	U	<	0.500	U	0.753	0.233	
2,6-Dinitrotoluene	17.7	1 / 35	<	0.48	U	<	0.48	U	<	0.48	U	<	0.39	U	<	0.35	U	<	0.97	U	<	0.8	U	<	1.1	U	<	0.8	U	<	0.500	U	<	0.2	U
2-Amino-4,6-dinitrotoluene	13	29 / 31	3.6	0.48		2.9	0.48		2	0.48	P	2.4	0.39		2.6	0.35		4.5	0.39		5.5	0.8		8.9	1		9.15	0.8	J	7.96	0.500		10.4	0.173	
2-Nitrotoluene	1.1	1 / 27	<	0.48	U	<	0.48	U	<	0.48	U	<	0.39	U	<	0.35	U	<	0.77	U	1.1	0.8		<	1.1	U	<	0.8	U	<	1.00	U	<	0.319	U
3-Nitrotoluene	-	0 / 27	<	0.48	U	<	0.48	U	<	0.48	U	<	0.39	U	<	0.35	U	<	0.49	U	<	0.8	U	<	1.1	U	<	0.8	U	<	1.00	U	<	0.514	U
4-Amino-2,6-dinitrotoluene	10.8	28 / 28	3.1	0.48		3.6	0.48		2.3	0.48		2.2	0.39		3	0.35		3.1	0.66		4.2	0.8		6.4	1		6.26	0.8		5.85	1.00		7.15	0.309	
4-Nitrotoluene	-	0 / 27	<	0.48	U	<	0.48	U	<	0.48	U	<	0.62	U	<	0.56	U	<	1.6	U	<	0.8	U	<	1.1	U	<	0.8	U	<	1.00	U	<	0.368	U
HMX	9.54	26 / 31	2.3	0.48		3.8	0.48	J	2.9	0.48		2.3	0.49		2.1	0.44		2.8	1.1		2.3	1		3.6	0.8		3.8	0.8		4.25	0.500		4.07	0.16	
MNX	0.15 J	1 / 19	<	0.48	U	<	0.48	U	<	0.48	U	0.15	0.2	J		NA			NA			NA			NA			NA			NA			NA	
Nitrobenzene	-	0 / 31	<	0.48	U	<	0.48	U	<	0.48	U	<	0.2	U	<	0.18	U	<	0.44	U	<	0.8	U	<	0.8	U	<	0.8	U	<	0.500	U	<	0.231	U
RDX	43	34 / 35	2.9	0.48		4.3	0.48		6.2	0.48		7.1	0.2		7.1	0.18		9.5	0.63		8.3	0.8		12	0.8		12.4	0.8		10.7	1.00		10.1	0.558	
Tetryl	-	0 / 30	<	0.48	U	<	0.48	U	<	0.48	U	<	0.39	U	<	0.35	U	<	1.0	U	<	0.8	U	<	1.3	U	<	0.8	U	<	0.500	U	<	0.253	U

Notes:
< = less than reporting limit
µg/L = micrograms per liter
HMX = octahydro-1,3,5,7-tetranitro-1,3,5,7-tetrazocine
ID = identification number
J = estimated
LOQ = limit of quantification
MNX = mono-nitroso-RDX
NA = not analyzed
NRL = no reporting limit
Qual = qualifier
RDX = hexahydro-1,3,5-trinitro-1,3,5-triazine
RL = reporting limit
U = nondetect

TABLE E.1.4-3
CORNHUSKER ARMY AMMUNITION PLANT
WELL NW020-EXPLOSIVES

FIELD ID			NW020			NW020			NW020			NW020			NW020			NW020			NW020			NW020			NW020		
METHOD	Maximum	Detection	UW51			UW33			UW33			UW32			UW25			D1			99			99			99		
COLLECT DATE	Detection	Frequency	12/9/1996			7/17/1994			6/14/1994			8/26/1992			5/31/1991			9/10/1985			4/16/1985			3/15/1985			11/29/1984		
			Result	RL	Qual	Result	RL	Qual	Result	RL	Qual	Result	RL	Qual	Result	RL	Qual	Result	RL	Qual	Result	RL	Qual	Result	RL	Qual	Result	RL	Qual
EXPLOSIVES (µg/L)																													
1,3,5-Trinitrobenzene	2.3	24 / 35	1.20	0.125		1.54	NRL		1.23	NRL		0.839	NRL		0.382	NRL		<	1.4	U	2.3	NRL		1.2	NRL		<	0.1	U
1,3-Dinitrobenzene	-	0 / 34	<	0.989	U	<	0.549	U	<	0.549	U	<	0.611	U	<	0.458	U		NA		<	0.1	U	<	0.1	U	<	0.1	U
2,4,6-Trinitrotoluene	53	34 / 35	30.0	0.29		23.0	NRL		25.0	NRL		25.5	NRL		10.1	NRL		53	NRL		44	NRL		32	NRL		13	NRL	
2,4-Dinitrotoluene	2.4	7 / 35	0.78	0.233		0.311	NRL		<	0.26	U	0.106	NRL		<	4	U	<	0.56	U	2.4	NRL		1.5	NRL		<	0.1	U
2,6-Dinitrotoluene	17.7	1 / 35	<	0.2	U	<	0.26	U	<	0.26	U	<	0.074	U	17.7	NRL		<	1.2	U	<	0.1	U	<	0.1	U	<	0.1	U
2-Amino-4,6-dinitrotoluene	13	29 / 31	13.0	0.173		12	NRL		<	0.954	U	10.5	NRL		<	9.9	U		NA			NA			NA			NA	
2-Nitrotoluene	1.1	1 / 27	<	0.319	U		NA			NA			NA			NA			NA			NA			NA			NA	
3-Nitrotoluene	-	0 / 27	<	0.514	U		NA			NA			NA			NA			NA			NA			NA			NA	
4-Amino-2,6-dinitrotoluene	10.8	28 / 28	8.00	0.309			NA		10.8	NRL			NA			NA			NA			NA			NA			NA	
4-Nitrotoluene	-	0 / 27	<	0.368	U		NA			NA			NA			NA			NA			NA			NA			NA	
HMX	9.54	26 / 31	4.80	0.16		9.54	NRL		7.63	NRL		6.74	NRL		5.97	NRL			NA			NA			NA			NA	
MNX	0.15 J	1 / 19		NA			NA			NA			NA			NA			NA			NA			NA			NA	
Nitrobenzene	-	0 / 31	<	0.231	U	<	0.817	U	<	0.817	U	<	0.645	U	<	0.682	U		NA			NA			NA			NA	
RDX	43	34 / 35	12.0	0.558		26.0	NRL		24.0	NRL		25.4	NRL		28	NRL		41.7	NRL		43	NRL		30	NRL		17	NRL	
Tetryl	-	0 / 30	<	0.253	U	<	1.18	U	<	12	U		NA		<	0.631	U		NA			NA			NA			NA	

Notes:
< = less than reporting limit
µg/L = micrograms per liter
HMX = octahydro-1,3,5,7-tetranitro-1,3,5,7-tetrazocine
ID = identification number
J = estimated
LOQ = limit of quantification
MNX = mono-nitroso-RDX
NA = not analyzed
NRL = no reporting limit
Qual = qualifier
RDX = hexahydro-1,3,5-trinitro-1,3,5-triazine
RL = reporting limit
U = nondetect

TABLE E.1.4-4
CORNHUSKER ARMY AMMUNITION PLANT
WELL NW021-EXPLOSIVES

FIELD ID			NW021					NW021					NW021					NW021					NW021					NW021				
METHOD	Maximum	Detection	SW846 M8330					SW846 M8330					SW846 M8330					SW846 M8330					SW846 M8330					SW846 M8330				
COLLECT DATE	Detection	Frequency	5/16/2022					5/25/2021					6/15/2020					6/10/2019					3/19/2018					3/28/2017				
			Result	Qual	DL	LOD	LOQ	Result	Qual	DL	LOD	LOQ	Result	Qual	DL	LOD	LOQ	Result	Qual	DL	LOD	LOQ	Result	Qual	DL	LOD	LOQ	Result	Qual	DL	LOD	LOQ
EXPLOSIVES (µg/L)																																
1,3,5-Trinitrobenzene	2.5	8 / 35	<	U	0.085	0.2	0.21	<	U	0.087	0.21	0.22	<	U	0.094	0.22	0.24	<	U	0.19	0.38	0.96	<	U	0.031	0.1	0.15	<	U	0.033	0.11	0.16
1,3-Dinitrobenzene	-	0 / 34	<	U	0.037	0.1	0.11	<	U	0.038	0.1	0.11	<	U	0.041	0.11	0.12	<	U	0.085	0.19	0.38	<	U	0.051	0.1	0.15	<	U	0.053	0.11	0.16
2,4,6-Trinitrotoluene	27.4	18 / 35	<	U	0.045	0.1	0.11	<	U	0.047	0.1	0.11	<	U	0.05	0.11	0.12	<	U	0.15	0.38	0.38	0.078	J	0.051	0.1	0.15	<	U	0.053	0.11	0.16
2,4-Dinitrotoluene	2.5	8 / 35	<	U	0.028	0.081	0.1	<	U	0.028	0.083	0.1	<	U	0.031	0.09	0.11	<	U	0.08	0.19	0.38	<	U	0.051	0.1	0.13	<	U	0.053	0.11	0.14
2,6-Dinitrotoluene	-	0 / 35	<	U	0.04	0.081	0.1	<	U	0.042	0.083	0.1	<	U	0.045	0.09	0.11	<	U	0.062	0.19	0.19	<	U	0.051	0.1	0.13	<	U	0.053	0.11	0.14
2-Amino-4,6-dinitrotoluene	9.5	29 / 31	1.4		0.051	0.1	0.11	1.5		0.053	0.1	0.11	2.2		0.057	0.11	0.12	2.4		0.049	0.12	0.19	3.3		0.03	0.1	0.15	3.5		0.032	0.11	0.16
2-Nitrotoluene	0.34 J	1 / 27	<	U	0.086	0.2	0.21	<	UJ	0.089	0.21	0.22	<	U	0.096	0.22	0.24	<	UJ	0.082	0.19	0.38	<	U	0.089	0.2	0.51	<	U	0.093	0.21	0.53
3-Nitrotoluene	-	0 / 27	<	U	0.2	0.4	0.4	<	UJ	0.2	0.42	0.42	<	U	0.22	0.45	0.45	<	UJ	0.19	0.38	0.38	<	U	0.058	0.2	0.51	<	U	0.06	0.21	0.53
4-Amino-2,6-dinitrotoluene	6.2	26 / 27	1.1		0.058	0.12	0.15	0.95		0.06	0.12	0.16	1		0.065	0.13	0.17	1.2	J	0.055	0.12	0.19	1.5		0.051	0.1	0.15	1.9		0.053	0.11	0.16
4-Nitrotoluene	-	0 / 27	<	U	0.1	0.4	0.41	<	UJ	0.1	0.42	0.43	<	U	0.11	0.45	0.46	<	UJ	0.19	0.38	0.96	<	U	0.089	0.2	0.51	<	U	0.093	0.21	0.53
HMX	10.2	24 / 31	<	U	0.088	0.2	0.21	<	U	0.091	0.21	0.22	<	U	0.098	0.22	0.24	<	U	0.084	0.19	0.38	0.29		0.028	0.1	0.15	0.39		0.038	0.11	0.16
MNX	0.26 J	2 / 19	<	U	0.16	0.4	2	<	U	0.16	0.42	2.1	<	U	0.17	0.45	2.2	<	U	0.15	0.38	1.9	<	U	0.036	0.1	0.51	<	U	0.03	0.11	0.53
Nitrobenzene	0.64 J	1 / 31	<	U	0.092	0.2	0.21	<	U	0.095	0.21	0.22	<	U	0.1	0.22	0.24	<	U	0.087	0.19	0.38	<	U	0.051	0.1	0.15	<	U	0.053	0.11	0.16
RDX	30	33 / 35	0.22		0.052	0.2	0.21	0.13	J	0.053	0.21	0.22	<	U	0.058	0.22	0.24	<	U	0.15	0.38	0.38	0.21	J	0.036	0.1	0.15	0.24		0.038	0.11	0.16
Tetryl	4.7	1 / 30	<	U	0.032	0.1	0.11	<	U	0.033	0.1	0.11	<	U	0.036	0.11	0.12	<	U	0.076	0.19	0.23	<	U	0.051	0.1	0.15	<	U	0.053	0.11	0.16

Notes:
< = less than reporting limit
µg/L = micrograms per liter
HMX = octahydro-1,3,5,7-tetranitro-1,3,5,7-tetrazocine
ID = identification number
J = estimated
LOQ = limit of quantification
MNX = mono-nitroso-RDX
NA = not analyzed
NRL = no reporting limit
Qual = qualifier
RDX = hexahydro-1,3,5-trinitro-1,3,5-triazine
RL = reporting limit
U = nondetect

TABLE E.1.4-4
CORNHUSKER ARMY AMMUNITION PLANT
WELL NW021-EXPLOSIVES

FIELD ID			NW021					NW021					NW021			NW021			NW021			NW021			NW021			NW021			NW021		
METHOD	Maximum	Detection	SW846 M8330					SW846 M8330					SW846 M8330			SW846 M8330			SW846 M8330			SW846 M8330			SW846 M8330			SW846 M8330			SW846 M8330		
COLLECT DATE	Detection	Frequency	8/5/2016					8/11/2015					8/14/2014			3/20/2013			3/6/2012			3/8/2011			3/9/2010			3/10/2009			3/10/2008		
			Result	DL	LOD	LOQ	Qual	Result	DL	LOD	LOQ	Qual	Result	LOQ	Qual	Result	RL	Qual	Result	RL	Qual	Result	RL	Qual	Result	RL	Qual	Result	RL	Qual	Result	RL	Qual
EXPLOSIVES (µg/L)																																	
1,3,5-Trinitrobenzene	2.5	8 / 35	<	0.22	0.43	1.1	U	<	0.21	0.43	1.1	UJ	<	1	U	<	0.8	U	<	0.8	U	<	0.8	U	<	1	U	<	0.48	U	<	0.48	U
1,3-Dinitrobenzene	-	0 / 34	<	0.096	0.22	0.43	U	<	0.095	0.21	0.43	UJ	<	0.42	U	<	0.8	U	<	0.8	U	<	0.8	U	<	0.41	U	<	0.48	U	<	0.48	U
2,4,6-Trinitrotoluene	27.4	18 / 35	<	0.078	0.22	0.43	U	<	0.078	0.21	0.43	UJ	<	0.42	U	<	0.8	U	<	0.8	U	<	0.8	U	0.19	0.41	J	<	0.48	U	<	0.48	U
2,4-Dinitrotoluene	2.5	8 / 35	<	0.09	0.22	0.43	U	<	0.090	0.21	0.43	UJ	<	0.42	U	<	0.8	U	<	0.8	U	<	0.8	U	<	0.41	U	<	0.48	U	<	0.48	U
2,6-Dinitrotoluene	-	0 / 35	<	0.069	0.22	0.22	U	<	0.069	0.21	0.21	UJ	<	0.21	U	<	0.8	U	<	0.8	U	<	0.8	U	<	0.21	U	<	0.48	U	<	0.48	U
2-Amino-4,6-dinitrotoluene	9.5	29 / 31	4.3	0.055	0.13	0.22		2.3	0.054	0.13	0.21	J	5.5	0.21		6.5	0.8		5.9	0.8		7.3	0.8		8.9	0.21		7.6	0.48		9.3	0.48	
2-Nitrotoluene	0.34 J	1 / 27	<	0.092	0.22	0.43	U	<	0.092	0.21	0.43	UJ	<	0.42	U	<	0.8	U	<	0.8	U	<	0.8	U	<	0.41	U	<	0.48	U	<	0.48	U
3-Nitrotoluene	-	0 / 27	<	0.09	0.22	0.43	U	<	0.090	0.21	0.43	UJ	<	0.42	U	<	0.8	U	<	0.8	U	<	0.8	U	<	0.41	U	<	0.48	U	<	0.48	U
4-Amino-2,6-dinitrotoluene	6.2	26 / 27	2	0.062	0.13	0.22		1.5	0.062	0.13	0.21	J	3.7	0.21		3.6	1.4		3	1.4		3.2	0.8		3.4	0.21		4.2	0.48		6.2	0.48	
4-Nitrotoluene	-	0 / 27	<	0.22	0.43	1.1	U	<	0.21	0.43	1.1	UJ	<	1	U	<	0.8	U	<	0.8	U	<	0.8	U	<	1	U	<	0.48	U	<	0.48	U
HMX	10.2	24 / 31	<	0.094	0.22	0.43	U	<	0.094	0.21	0.43	U	0.79	0.42	J	1.3	0.8		2	0.8	J	1.3	0.8		1.5	0.41		3.1	0.48		2.1	0.48	
MNX	0.26 J	2 / 19	<	0.39	0.39	2.2	U	<	0.38	0.38	2.1	UJ	<	2.1	U	<	0.8	U	<	0.8	U	<	0.8	U	<	2.1	U	<	0.48	U	<	0.48	U
Nitrobenzene	0.64 J	1 / 31	<	0.098	0.22	0.43	U	<	0.098	0.21	0.43	UJ	<	0.42	U	<	0.8	U	<	0.8	U	<	0.8	U	<	0.41	U	<	0.48	U	<	0.48	U
RDX	30	33 / 35	0.35	0.056	0.13	0.22		0.22	0.056	0.13	0.21	J	0.5	0.21	J	0.95	0.8		1.3	0.8	J	1.5	0.8		1.9	0.21		2.6	0.48		4.3	0.48	
Tetryl	4.7	1 / 30	4.7	0.085	0.22	0.26		<	0.085	0.21	0.26	UJ	<	0.25	UJ	<	1.6	U	<	0.8	U	<	0.8	U	<	0.25	U	<	0.48	U	<	0.48	U

Notes:
< = less than reporting limit
µg/L = micrograms per liter
HMX = octahydro-1,3,5,7-tetranitro-1,3,5,7-tetrazocine
ID = identification number
J = estimated
LOQ = limit of quantification
MNX = mono-nitroso-RDX
NA = not analyzed
NRL = no reporting limit
Qual = qualifier
RDX = hexahydro-1,3,5-trinitro-1,3,5-triazine
RL = reporting limit
U = nondetect

TABLE E.1.4-4
CORNHUSKER ARMY AMMUNITION PLANT
WELL NW021-EXPLOSIVES

FIELD ID			NW021			NW021			NW021			NW021			NW021			NW021			NW021			NW021			NW021			NW021			NW021		
METHOD	Maximum	Detection	SW846 M8330			SW846 M8330			SW846 M8330			SW846 M8330			SW846 M8330			SW846 M8330			SW846 M8330			SW846 M8330			SW846 M8330			UW51			UW51		
COLLECT DATE	Detection	Frequency	3/9/2007			3/14/2006			3/14/2005			3/15/2004			3/17/2003			3/19/2002			3/21/2001			3/14/2000			3/25/1999			6/16/1998			10/2/1997		
			Result	RL	Qual	Result	RL	Qual	Result	RL	Qual	Result	RL	Qual	Result	RL	Qual	Result	RL	Qual	Result	RL	Qual	Result	RL	Qual	Result	RL	Qual	Result	RL	Qual	Result	RL	Qual
EXPLOSIVES (µg/L)																																			
1,3,5-Trinitrobenzene	2.5	8 / 35	<	0.5	U	<	0.48	U	<	0.48	U	<	0.18	U	<	0.19	U	<	0.24	U	<	0.8	U	0.38	0.8	J	<	0.8	U	<	1.00	U	0.606	0.125	
1,3-Dinitrobenzene	-	0 / 34	<	0.5	U	<	0.48	U	<	0.48	U	<	0.18	U	<	0.19	U	<	0.16	U	<	0.8	U	<	0.8	U	<	0.8	U	<	0.500	U	<	0.989	U
2,4,6-Trinitrotoluene	27.4	18 / 35	<	0.5	U	<	0.48	U	<	0.48	U	<	0.18	U	0.11	0.19	J	0.31	0.20		2.8	0.8		3.1	1.5		4.78	0.8		1.71	1.00		3.21	0.29	
2,4-Dinitrotoluene	2.5	8 / 35	<	0.5	U	<	0.48	U	<	0.48	U	<	0.35	U	<	0.36	U	<	0.16	U	<	0.8	U	<	1.1	U	<	0.8	U	<	0.500	U	0.33	0.233	
2,6-Dinitrotoluene	-	0 / 35	<	0.5	U	<	0.48	U	<	0.48	U	<	0.35	U	<	0.36	U	<	0.62	U	<	0.8	U	<	1.1	U	<	0.8	U	<	0.500	U	<	0.2	U
2-Amino-4,6-dinitrotoluene	9.5	29 / 31	9.5	0.5		8.6	0.48		3.8	0.48	P	4.6	0.35		1.3	0.36		1.1	0.25		1.7	0.8		1.9	1		4.6	0.8	J	1.80	0.500	U	3.28	0.173	
2-Nitrotoluene	0.34 J	1 / 27	<	0.5	U	<	0.48	U	<	0.48	U	<	0.35	U	<	0.36	U	<	0.49	U	0.34	0.8	J	<	1.1	U	<	0.8	U	<	1.00	U	<	0.319	U
3-Nitrotoluene	-	0 / 27	<	0.5	U	<	0.48	U	<	0.48	U	<	0.35	U	<	0.36	U	<	0.31	U	<	0.8	U	<	1.1	U	<	0.8	U	<	1.00	U	<	0.514	U
4-Amino-2,6-dinitrotoluene	6.2	26 / 27	4.6	0.5		6.2	0.48		3.5	0.48		3.6	0.35		1.7	0.36		1.6	0.42		1.4	0.8		1.1	1		1.65	0.8		<	1.00	U	1.92	0.309	
4-Nitrotoluene	-	0 / 27	<	0.5	U	<	0.48	U	<	0.48	U	<	0.56	U	<	0.58	U	<	1.0	U	<	0.8	U	<	1.1	U	<	0.8	U	<	1.00	U	<	0.368	U
HMX	10.2	24 / 31	2.1	0.5		2.9	0.48	J	2	0.48		2	0.44		1.5	0.46		1.9	0.68		2.2	1		2.7	0.8		3.02	0.8		2.91	0.500		2.41	0.16	
MNX	0.26 J	2 / 19	<	0.5	U	<	0.48	U	0.26	0.48	J	0.23	0.18			NA			NA			NA			NA			NA			NA			NA	
Nitrobenzene	0.64 J	1 / 31	<	0.5	U	<	0.48	U	<	0.48	U	<	0.18	U	<	0.19	U	<	0.28	U	<	0.8	U	0.64	0.8	J	<	0.8	U	<	0.500	U	<	0.231	U
RDX	30	33 / 35	4.3	0.5		6.3	0.48		5.7	0.48		4.6	0.18		2	0.19		3.7	0.40		7.1	0.8		5	0.8		6.09	0.8		3.44	1.00		4.02	0.558	
Tetryl	4.7	1 / 30	<	0.5	U	<	0.48	U	<	0.48	U	<	0.35	U	<	0.36	U	<	0.66	U	<	0.8	U	<	1.3	U	<	0.8	U	<	0.500	U	<	0.253	U

Notes:
< = less than reporting limit
µg/L = micrograms per liter
HMX = octahydro-1,3,5,7-tetranitro-1,3,5,7-tetrazocine
ID = identification number
J = estimated
LOQ = limit of quantification
MNX = mono-nitroso-RDX
NA = not analyzed
NRL = no reporting limit
Qual = qualifier
RDX = hexahydro-1,3,5-trinitro-1,3,5-triazine
RL = reporting limit
U = nondetect

TABLE E.1.4-4
CORNHUSKER ARMY AMMUNITION PLANT
WELL NW021-EXPLOSIVES

FIELD ID			NW021			NW021			NW021			NW021			NW021			NW021			NW021			NW021			NW021		
METHOD	Maximum	Detection	UW51			UW33			UW33			UW32			UW25			D1			99			99			99		
COLLECT DATE	Detection	Frequency	12/9/1996			7/17/1994			6/14/1994			8/26/1992			6/2/1991			9/10/1985			4/16/1985			3/15/1985			11/29/1984		
			Result	RL	Qual	Result	RL	Qual	Result	RL	Qual	Result	RL	Qual	Result	RL	Qual	Result	RL	Qual	Result	RL	Qual	Result	RL	Qual	Result	RL	Qual
EXPLOSIVES (µg/L)																													
1,3,5-Trinitrobenzene	2.5	8 / 35	0.41	0.125		0.436	NRL		0.673	NRL		<	0.449	U	<	0.21	U	<	1.4	U	2.5	NRL		0.9	NRL		0.6	NRL	
1,3-Dinitrobenzene	-	0 / 34	<	0.989	U	<	0.549	U	<	0.549	U	<	0.611	U	<	0.458	U		NA		<	0.1	U	<	0.1	U	<	0.1	U
2,4,6-Trinitrotoluene	27.4	18 / 35	3.8	0.29		3.09	NRL		3.04	NRL		3.82	NRL		1.6	NRL		27.4	NRL		19	NRL		10	NRL		11	NRL	
2,4-Dinitrotoluene	2.5	8 / 35	0.24	0.233		<	0.26	U	0.345	NRL		0.34	NRL		<	0.397	U	0.722	NRL		2.5	NRL		1.3	NRL		0.5	NRL	
2,6-Dinitrotoluene	-	0 / 35	<	0.2	U	<	0.26	U	<	0.26	U	<	0.074	U	<	3.18	U	<	1.2	U	<	0.1	U	<	0.1	U	<	0.1	U
2-Amino-4,6-dinitrotoluene	9.5	29 / 31	<	0.173	U	4.25	NRL		3.71	NRL		6.87	NRL		<	4.21	U		NA			NA			NA			NA	
2-Nitrotoluene	0.34 J	1 / 27	<	0.319	U		NA			NA			NA			NA			NA			NA			NA			NA	
3-Nitrotoluene	-	0 / 27	<	0.514	U		NA			NA			NA			NA			NA			NA			NA			NA	
4-Amino-2,6-dinitrotoluene	6.2	26 / 27	1.6	0.309			NA			NA			NA			NA			NA			NA			NA			NA	
4-Nitrotoluene	-	0 / 27	<	0.368	U		NA			NA			NA			NA			NA			NA			NA			NA	
HMX	10.2	24 / 31	<	0.16	U	5.36	NRL		4.26	NRL		10.2	NRL		4.07	NRL			NA			NA			NA			NA	
MNX	0.26 J	2 / 19		NA			NA			NA			NA			NA			NA			NA			NA			NA	
Nitrobenzene	0.64 J	1 / 31	<	0.231	U	<	0.817	U	<	0.817	U	<	0.645	U	<	1.29	U		NA			NA			NA			NA	
RDX	30	33 / 35	4.6	0.558		5.66	NRL		4.34	NRL		5.43	NRL		4.01	NRL		26	NRL		30	NRL		19	NRL		21	NRL	
Tetryl	4.7	1 / 30	<	0.253	U	<	1.18	U	<	1.18	U		NA		<	0.631	U		NA			NA			NA			NA	

Notes:
< = less than reporting limit
µg/L = micrograms per liter
HMX = octahydro-1,3,5,7-tetranitro-1,3,5,7-tetrazocine
ID = identification number
J = estimated
LOQ = limit of quantification
MNX = mono-nitroso-RDX
NA = not analyzed
NRL = no reporting limit
Qual = qualifier
RDX = hexahydro-1,3,5-trinitro-1,3,5-triazine
RL = reporting limit
U = nondetect

TABLE E.1.4-5
CORNHUSKER ARMY AMMUNITION PLANT
WELL NW022-EXPLOSIVES

FIELD ID			NW022					NW022					NW022					NW022					NW022					NW022				
METHOD	Maximum	Detection	SW846 M8330					SW846 M8330					SW846 M8330					SW846 M8330					SW846 M8330					SW846 M8330				
COLLECT DATE	Detection	Frequency	5/16/2022					5/25/2021					6/15/2020					6/10/2019					3/19/2018					3/28/2017				
			Result	Qual	DL	LOD	LOQ	Result	Qual	DL	LOD	LOQ	Result	Qual	DL	LOD	LOQ	Result	Qual	DL	LOD	LOQ	Result	Qual	DL	LOD	LOQ	Result	Qual	DL	LOD	LOQ
EXPLOSIVES (µg/L)																																
1,3,5-Trinitrobenzene	-	0 / 34	<	U	0.083	0.2	0.21	<	U	0.085	0.2	0.21	<	U	0.088	0.21	0.22	<	U	0.2	0.41	1	<	U	0.032	0.1	0.15	<	U	0.032	0.1	0.15
1,3-Dinitrobenzene	-	0 / 33	<	U	0.036	0.098	0.11	<	U	0.037	0.1	0.11	<	U	0.039	0.1	0.12	<	U	0.09	0.2	0.41	<	U	0.051	0.1	0.15	<	U	0.052	0.1	0.15
2,4,6-Trinitrotoluene	6.1	1 / 34	<	U	0.044	0.098	0.11	<	UJ	0.046	0.1	0.11	<	U	0.047	0.1	0.12	<	U	0.16	0.41	0.41	<	U	0.051	0.1	0.15	<	U	0.052	0.1	0.15
2,4-Dinitrotoluene	-	0 / 34	<	U	0.027	0.079	0.098	<	U	0.028	0.081	0.1	<	U	0.029	0.084	0.1	<	U	0.085	0.2	0.41	<	U	0.051	0.1	0.13	<	U	0.052	0.1	0.13
2,6-Dinitrotoluene	-	0 / 34	<	U	0.039	0.079	0.098	<	U	0.041	0.081	0.1	<	U	0.042	0.084	0.1	<	U	0.065	0.2	0.2	<	U	0.051	0.1	0.13	<	U	0.052	0.1	0.13
2-Amino-4,6-dinitrotoluene	9.4	2 / 32	<	U	0.05	0.098	0.11	<	UJ	0.052	0.1	0.11	<	U	0.053	0.1	0.12	<	U	0.051	0.12	0.2	<	U	0.031	0.1	0.15	<	U	0.031	0.1	0.15
2-Nitrotoluene	-	0 / 27	<	U	0.084	0.2	0.21	<	UJ	0.087	0.2	0.21	<	U	0.089	0.21	0.22	<	UJ	0.087	0.2	0.41	<	U	0.09	0.2	0.51	<	U	0.091	0.21	0.52
3-Nitrotoluene	-	0 / 27	<	U	0.19	0.39	0.39	<	UJ	0.2	0.41	0.41	<	U	0.2	0.42	0.42	<	UJ	0.2	0.41	0.41	<	U	0.058	0.2	0.51	<	U	0.059	0.21	0.52
4-Amino-2,6-dinitrotoluene	6.4	1 / 27	<	U	0.057	0.12	0.15	<	UJ	0.059	0.12	0.15	<	U	0.06	0.13	0.16	<	U	0.059	0.12	0.2	<	U	0.051	0.1	0.15	<	U	0.052	0.1	0.15
4-Nitrotoluene	-	0 / 27	<	U	0.098	0.39	0.4	<	UJ	0.1	0.41	0.42	<	U	0.1	0.42	0.43	<	UJ	0.2	0.41	1	<	U	0.09	0.2	0.51	<	U	0.091	0.21	0.52
HMX	1.8 J	1 / 32	<	U	0.086	0.2	0.21	<	UJ	0.089	0.2	0.21	<	U	0.092	0.21	0.22	<	U	0.089	0.2	0.41	<	U	0.029	0.1	0.15	<	U	0.037	0.1	0.15
MNX	-	0 / 19	<	U	0.15	0.39	2	<	U	0.16	0.41	2	<	U	0.16	0.42	2.1	<	U	0.16	0.41	2	<	U	0.037	0.1	0.51	<	U	0.029	0.1	0.52
Nitrobenzene	-	0 / 32	<	U	0.089	0.2	0.21	<	U	0.092	0.2	0.21	<	U	0.095	0.21	0.22	<	U	0.092	0.2	0.41	<	U	0.051	0.1	0.15	<	U	0.052	0.1	0.15
RDX	8.4	1 / 33	<	U	0.051	0.2	0.21	<	U	0.052	0.2	0.21	<	U	0.054	0.21	0.22	<	U	0.16	0.41	0.41	<	U	0.037	0.1	0.15	<	U	0.037	0.1	0.15
Tetryl	1.77	1 / 31	<	U	0.031	0.098	0.11	<	U	0.032	0.1	0.11	<	U	0.033	0.1	0.12	<	U	0.081	0.2	0.24	<	U	0.051	0.1	0.15	<	U	0.052	0.1	0.15

Notes:
< = less than reporting limit
µg/L = micrograms per liter
HMX = octahydro-1,3,5,7-tetranitro-1,3,5,7-tetrazocine
ID = identification number
J = estimated
LOQ = limit of quantification
MNX = mono-nitroso-RDX
NA = not analyzed
NRL = no reporting limit
Qual = qualifier
RDX = hexahydro-1,3,5-trinitro-1,3,5-triazine
RL = reporting limit
U = nondetect

TABLE E.1.4-5
CORNHUSKER ARMY AMMUNITION PLANT
WELL NW022-EXPLOSIVES

FIELD ID			NW022					NW022					NW022			NW022			NW022			NW022			NW022			NW022			NW022			NW022		
METHOD	Maximum	Detection	SW846 M8330					SW846 M8330					SW846 M8330			SW846 M8330			SW846 M8330			SW846 M8330			SW846 M8330			SW846 M8330			SW846 M8330			SW846 M8330		
COLLECT DATE	Detection	Frequency	8/5/2016					8/11/2015					8/14/2014			3/20/2013			3/6/2012			3/8/2011			3/9/2010			3/10/2009			3/10/2008					
			Result	DL	LOD	LOQ	Qual	Result	DL	LOD	LOQ	Qual	Result	LOQ	Qual	Result	RL	Qual	Result	RL	Qual	Result	RL	Qual	Result	RL	Qual	Result	RL	Qual	Result	RL	Qual			
EXPLOSIVES (µg/L)																																				
1,3,5-Trinitrobenzene	-	0 / 34	<	0.22	0.45	1.1	U	<	0.20	0.43	1.0	UJ	<	1	U	<	0.8	U	<	0.8	U	<	0.8	U	<	1	U	<	0.48	U	<	0.48	U			
1,3-Dinitrobenzene	-	0 / 33	<	0.099	0.22	0.45	U	<	0.089	0.21	0.40	UJ	<	0.42	U	<	0.8	U	<	0.8	U	<	0.8	U	<	0.4	U	<	0.48	U	<	0.48	U			
2,4,6-Trinitrotoluene	6.1	1 / 34	<	0.081	0.22	0.45	U	<	0.073	0.21	0.40	UJ	<	0.42	U	<	0.8	U	<	0.8	U	<	0.8	U	<	0.4	U	<	0.48	U	<	0.48	U			
2,4-Dinitrotoluene	-	0 / 34	<	0.093	0.22	0.45	U	<	0.084	0.21	0.40	UJ	<	0.42	U	<	0.8	U	<	0.8	U	<	0.8	U	<	0.4	U	<	0.48	U	<	0.48	U			
2,6-Dinitrotoluene	-	0 / 34	<	0.072	0.22	0.22	U	<	0.065	0.21	0.20	UJ	<	0.21	U	<	0.8	U	<	0.8	U	<	0.8	U	<	0.2	U	<	0.48	U	<	0.48	U			
2-Amino-4,6-dinitrotoluene	9.4	2 / 32	<	0.057	0.13	0.22	U	<	0.051	0.12	0.20	UJ	<	0.21	U	<	0.8	U	<	0.8	U	<	0.8	U	0.066	0.2	J	<	0.48	U	<	0.48	U			
2-Nitrotoluene	-	0 / 27	<	0.095	0.22	0.45	U	<	0.086	0.21	0.40	UJ	<	0.42	U	<	0.8	U	<	0.8	U	<	0.8	U	<	0.4	U	<	0.48	U	<	0.48	U			
3-Nitrotoluene	-	0 / 27	<	0.093	0.22	0.45	U	<	0.084	0.21	0.40	UJ	<	0.42	U	<	0.8	U	<	0.8	U	<	0.8	U	<	0.4	U	<	0.48	U	<	0.48	U			
4-Amino-2,6-dinitrotoluene	6.4	1 / 27	<	0.064	0.13	0.22	U	<	0.058	0.12	0.20	UJ	<	0.21	U	<	1.4	U	<	1.4	U	<	0.8	U	<	0.2	U	<	0.48	U	<	0.48	U			
4-Nitrotoluene	-	0 / 27	<	0.22	0.45	1.1	U	<	0.20	0.43	1.0	UJ	<	1	U	<	0.8	U	<	0.8	U	<	0.8	U	<	1	U	<	0.48	U	<	0.48	U			
HMX	1.8 J	1 / 32	<	0.098	0.22	0.45	U	<	0.088	0.21	0.40	UJ	<	0.42	U	<	0.8	U	<	0.8	U	<	0.8	U	<	0.4	U	<	0.48	U	<	0.48	U			
MNX	-	0 / 19	<	0.4	0.4	2.2	U	<	0.36	0.36	2.0	UJ	<	2.1	U	<	0.8	U	<	0.8	U	<	0.8	U	<	2	U	<	0.48	U	<	0.48	U			
Nitrobenzene	-	0 / 32	<	0.1	0.22	0.45	U	<	0.091	0.21	0.40	UJ	<	0.42	U	<	0.8	U	<	0.8	U	<	0.8	U	<	0.4	U	<	0.48	U	<	0.48	U			
RDX	8.4	1 / 33	<	0.058	0.13	0.22	U	<	0.052	0.12	0.20	UJ	<	0.21	U	<	0.8	U	<	0.8	U	<	0.8	U	<	0.2	U	<	0.48	U	<	0.48	U			
Tetryl	1.77	1 / 31	<	0.088	0.22	0.27	U	<	0.079	0.21	0.24	UJ	<	0.25	U	<	1.6	U	<	0.8	U	<	0.8	U	<	0.24	U	<	0.48	U	<	0.48	U			

Notes:
< = less than reporting limit
µg/L = micrograms per liter
HMX = octahydro-1,3,5,7-tetranitro-1,3,5,7-tetrazocine
ID = identification number
J = estimated
LOQ = limit of quantification
MNX = mono-nitroso-RDX
NA = not analyzed
NRL = no reporting limit
Qual = qualifier
RDX = hexahydro-1,3,5-trinitro-1,3,5-triazine
RL = reporting limit
U = nondetect

TABLE E.1.4-5
CORNHUSKER ARMY AMMUNITION PLANT
WELL NW022-EXPLOSIVES

FIELD ID			NW022			NW022			NW022			NW022			NW022			NW022			NW022			NW022			NW022			NW022			NW022		
METHOD	Maximum	Detection	SW846 M8330			SW846 M8330			SW846 M8330			SW846 M8330			SW846 M8330			SW846 M8330			SW846 M8330			SW846 M8330			UW51			UW51					
COLLECT DATE	Detection	Frequency	3/9/2007			3/14/2006			3/14/2005			3/15/2004			3/17/2003			3/19/2002			3/21/2001			3/14/2000			3/25/1999			6/16/1998			10/2/1997		
			Result	RL	Qual	Result	RL	Qual	Result	RL	Qual	Result	RL	Qual	Result	RL	Qual	Result	RL	Qual	Result	RL	Qual	Result	RL	Qual	Result	RL	Qual	Result	RL	Qual	Result	RL	Qual
EXPLOSIVES (µg/L)																																			
1,3,5-Trinitrobenzene	-	0 / 34	<	0.49	U	<	0.48	U	<	0.48	U	<	0.19	U	<	0.16	U	<	0.42	U	<	0.8	U	<	0.8	U	<	0.8	U	<	1.00	U	<	0.125	U
1,3-Dinitrobenzene	-	0 / 33	<	0.49	U	<	0.48	U	<	0.48	U	<	0.19	U	<	0.16	U	<	0.28	U	<	0.8	U	<	0.8	U	<	0.8	U	<	0.500	U	<	0.989	U
2,4,6-Trinitrotoluene	6.1	1 / 34	<	0.49	U	6.1	0.48		<	0.48	U	<	0.19	U	<	0.16	U	<	0.35	U	<	0.8	U	<	1.5	U	<	0.8	U	<	1.00	U	<	0.29	U
2,4-Dinitrotoluene	-	0 / 34	<	0.49	U	<	0.48	U	<	0.48	U	<	0.36	U	<	0.31	U	<	0.28	U	<	0.8	U	<	1.1	U	<	0.8	U	<	0.500	U	<	0.233	U
2,6-Dinitrotoluene	-	0 / 34	<	0.49	U	<	0.48	U	<	0.48	U	<	0.36	U	<	0.31	U	<	1.1	U	<	0.8	U	<	1.1	U	<	0.8	U	<	0.500	U	<	0.2	U
2-Amino-4,6-dinitrotoluene	9.4	2 / 32	<	0.49	U	9.4	0.48		<	0.48	U	<	0.36	U	<	0.31	U	<	0.44	U	<	0.8	U	<	1	U	<	0.8	U	<	0.500	U	<	0.173	U
2-Nitrotoluene	-	0 / 27	<	0.49	U	<	0.48	U	<	0.48	U	<	0.36	U	<	0.31	U	<	0.86	U	<	0.8	U	<	1.1	U	<	0.8	U	<	1.00	U	<	0.319	U
3-Nitrotoluene	-	0 / 27	<	0.49	U	<	0.48	U	<	0.48	U	<	0.36	U	<	0.31	U	<	0.54	U	<	0.8	U	<	1.1	U	<	0.8	U	<	1.00	U	<	0.514	U
4-Amino-2,6-dinitrotoluene	6.4	1 / 27	<	0.49	U	6.4	0.48		<	0.48	U	<	0.36	U	<	0.31	U	<	0.74	U	<	0.8	U	<	1	U	<	0.8	U	<	1.00	U	<	0.309	U
4-Nitrotoluene	-	0 / 27	<	0.49	U	<	0.48	U	<	0.48	U	<	0.58	U	<	0.5	U	<	1.8	U	<	0.8	U	<	1.1	U	<	0.8	U	<	1.00	U	<	0.368	U
HMX	1.8 J	1 / 32	<	0.49	U	1.8	0.48	J	<	0.48	U	<	0.46	U	<	0.39	U	<	1.2	U	<	1	U	<	0.8	U	<	0.8	U	<	0.500	U	<	0.16	U
MNX	-	0 / 19	<	0.49	U	<	0.48	U	<	0.48	U	<	0.19	U		NA			NA			NA			NA			NA			NA			NA		
Nitrobenzene	-	0 / 32	<	0.49	U	<	0.48	U	<	0.48	U	<	0.19	U	<	0.16	U	<	0.49	U	<	0.8	U	<	0.8	U	<	0.8	U	<	0.500	U	<	0.231	U
RDX	8.4	1 / 33	<	0.49	U	8.4	0.48		<	0.48	U	<	0.19	U	<	0.16	U	<	0.70	U	<	0.8	U	<	0.8	U	<	0.8	U	<	1.00	U	<	0.558	U
Tetryl	1.77	1 / 31	<	0.49	U	<	0.48	U	<	0.48	U	<	0.36	U	<	0.31	U	<	1.2	U	<	0.8	U	<	1.3	U	<	0.8	U	<	0.500	U	<	0.253	U

Notes:
< = less than reporting limit
µg/L = micrograms per liter
HMX = octahydro-1,3,5,7-tetranitro-1,3,5,7-tetrazocine
ID = identification number
J = estimated
LOQ = limit of quantification
MNX = mono-nitroso-RDX
NA = not analyzed
NRL = no reporting limit
Qual = qualifier
RDX = hexahydro-1,3,5-trinitro-1,3,5-triazine
RL = reporting limit
U = nondetect

TABLE E.1.4-5
CORNHUSKER ARMY AMMUNITION PLANT
WELL NW022-EXPLOSIVES

FIELD ID			NW022			NW022			NW022			NW022			NW022			NW022			NW022			NW022			NW022		
METHOD	Maximum	Detection	UW51			UW33			UW33			UW32			UW33			UW25			D1			99					
COLLECT DATE	Detection	Frequency	12/9/1996			7/17/1994			6/13/1994			8/26/1992			7/25/1991			6/2/1991			9/10/1985			11/29/1984					
			Result	RL	Qual	Result	RL	Qual	Result	RL	Qual	Result	RL	Qual	Result	RL	Qual	Result	RL	Qual	Result	RL	Qual	Result	RL	Qual			
EXPLOSIVES (µg/L)																													
1,3,5-Trinitrobenzene	-	0 / 34	<	0.125	U	<	0.425	U	<	0.425	U	<	0.449	U	<	0.425	U	<	0.21	U	<	1.4	U	<	0.1	U			
1,3-Dinitrobenzene	-	0 / 33	<	0.989	U	<	0.549	U	<	0.549	U	<	0.611	U	<	0.549	U	<	0.458	U		NA		<	0.1	U			
2,4,6-Trinitrotoluene	6.1	1 / 34	<	0.29	U	<	0.451	U	<	0.451	U	<	0.635	U	<	0.451	U	<	0.426	U	<	1.9	U	<	0.1	U			
2,4-Dinitrotoluene	-	0 / 34	<	0.233	U	<	0.26	U	<	0.26	U	<	0.064	U	<	0.26	U	<	0.397	U	<	0.56	U	<	0.1	U			
2,6-Dinitrotoluene	-	0 / 34	<	0.2	U	<	0.26	U	<	0.26	U	<	0.074	U	<	0.26	U	<	0.6	U	<	1.2	U	<	0.1	U			
2-Amino-4,6-dinitrotoluene	9.4	2 / 32	<	0.173	U	<	0.244	U	<	0.244	U	<	0.158	U	<	0.5	U	<	0.8	U		NA			NA				
2-Nitrotoluene	-	0 / 27	<	0.319	U		NA			NA			NA			NA			NA			NA			NA				
3-Nitrotoluene	-	0 / 27	<	0.514	U		NA			NA			NA			NA			NA			NA			NA				
4-Amino-2,6-dinitrotoluene	6.4	1 / 27	<	0.309	U		NA			NA			NA			NA			NA			NA			NA				
4-Nitrotoluene	-	0 / 27	<	0.368	U		NA			NA			NA			NA			NA			NA			NA				
HMX	1.8 J	1 / 32	<	0.16	U	<	0.563	U	<	0.563	U	<	1.21	U	<	0.563	U	<	5.3	U		NA			NA				
MNX	-	0 / 19		NA			NA			NA			NA			NA			NA			NA			NA				
Nitrobenzene	-	0 / 32	<	0.231	U	<	0.817	U	<	0.817	U	<	0.645	U	<	0.817	U	<	0.682	U		NA			NA				
RDX	8.4	1 / 33	<	0.558	U	<	0.412	U	<	0.412	U	<	1.17	U	<	0.412	U		NA		<	7	U	<	0.1	U			
Tetryl	1.77	1 / 31	<	0.253	U	<	1.18	U	<	1.18	U		NA		<	1.18	U	1.77	NRL			NA			NA				

Notes:
< = less than reporting limit
µg/L = micrograms per liter
HMX = octahydro-1,3,5,7-tetranitro-1,3,5,7-tetrazocine
ID = identification number
J = estimated
LOQ = limit of quantification
MNX = mono-nitroso-RDX
NA = not analyzed
NRL = no reporting limit
Qual = qualifier
RDX = hexahydro-1,3,5-trinitro-1,3,5-triazine
RL = reporting limit
U = nondetect

TABLE E.1.4-6
CORNHUSKER ARMY AMMUNITION PLANT
WELL NW030-EXPLOSIVES

FIELD ID			NW030			NW030			NW030			NW030			NW030			NW030			NW030			NW030			NW030			NW030			NW030			NW030		
METHOD	Maximum	Detection	SW846 M8330			SW846 M8330			SW846 M8330			SW846 M8330			SW846 M8330			SW846 M8330			SW846 M8330			SW846 M8330			SW846 M8330			SW846 M8330			SW846 M8330		
COLLECT DATE	Detection	Frequency	None			None			3/20/2013			3/6/2012			3/8/2011			3/9/2010			3/10/2009			3/10/2008			3/19/2007			3/14/2006			3/14/2005			3/12/2004		
			Result	RL	Qual	Result	RL	Qual	Result	RL	Qual	Result	RL	Qual	Result	RL	Qual	Result	RL	Qual	Result	RL	Qual	Result	RL	Qual	Result	RL	Qual	Result	RL	Qual	Result	RL	Qual	Result	RL	Qual
EXPLOSIVES (µg/L)																																						
1,3,5-Trinitrobenzene	-	0 / 22							<	0.8	U	<	0.8	U	<	0.8	U	<	1	U	<	0.48	U	<	0.48	U	<	0.48	U	<	0.48	U	<	0.48	U	<	0.39	U
1,3-Dinitrobenzene	0.739	1 / 22							<	0.8	U	<	0.8	U	<	0.8	U	<	0.41	U	<	0.48	U	<	0.48	U	<	0.48	U	<	0.48	U	<	0.48	U	<	0.39	U
2,4,6-Trinitrotoluene	-	0 / 22							<	0.8	U	<	0.8	U	<	0.8	U	<	0.41	U	<	0.48	U	<	0.48	U	<	0.48	U	<	0.48	U	<	0.48	U	<	0.39	U
2,4-Dinitrotoluene	-	0 / 22							<	0.8	U	<	0.8	U	<	0.8	U	<	0.41	U	<	0.48	U	<	0.48	U	<	0.48	U	<	0.48	U	<	0.48	U	<	0.75	U
2,6-Dinitrotoluene	-	0 / 22	**Abandoned**			**Not Sampled**			<	0.8	U	<	0.8	U	<	0.8	U	<	0.2	U	<	0.48	U	<	0.48	U	<	0.48	U	<	0.48	U	<	0.48	U	<	0.75	U
2-Amino-4,6-dinitrotoluene	0.13 J	1 / 21	**2017**			**in 2014, 2015, 2016, 2017**			<	0.8	U	<	0.8	U	0.13	0.8	J	<	0.2	U	<	0.48	U	<	0.48	U	<	0.48	U	<	0.48	U	<	0.48	U	<	0.75	U
2-Nitrotoluene	-	0 / 17							<	0.8	U	<	0.8	U	<	0.8	U	<	0.41	U	<	0.48	U	<	0.48	U	<	0.48	U	<	0.48	U	<	0.48	U	<	0.75	U
3-Nitrotoluene	-	0 / 17							<	0.8	U	<	0.8	U	<	0.8	U	<	0.41	U	<	0.48	U	<	0.48	U	<	0.48	U	<	0.48	U	<	0.48	U	<	0.75	U
4-Amino-2,6-dinitrotoluene	-	0 / 17							<	1.4	U	<	1.4	U	<	0.8	U	<	0.2	U	<	0.48	U	<	0.48	U	<	0.48	U	<	0.48	U	<	0.48	U	<	0.75	U
4-Nitrotoluene	-	0 / 17							<	0.8	U	<	0.8	U	<	0.8	U	<	1	U	<	0.48	U	<	0.48	U	<	0.48	U	<	0.48	U	<	0.48	U	<	1.2	U
HMX	0.29 J	4 / 21							<	0.8	U	0.19	0.8	J	0.22	0.8	J	0.29	0.41	J	<	0.48	U	<	0.48	U	<	0.48	U	<	0.48	U	0.28	0.48	J	<	0.94	U
MNX	-	0 / 10							<	0.8	U	<	0.8	U	<	0.8	U	<	2	U	<	0.48	U	<	0.48	U	<	0.48	U	<	0.48	U	<	0.48	U	<	0.39	U
Nitrobenzene	-	0 / 21							<	0.8	U	<	0.8	U	<	0.8	U	<	0.41	U	<	0.48	U	<	0.48	U	<	0.48	U	<	0.48	U	<	0.48	U	<	0.39	U
RDX	1.5	16 / 22							0.67	0.8	J	1	0.8	J	1.4	0.8		1.2	0.2		1.5	0.48		1.5	0.48		1.2	0.48		1	0.48		1.1	0.48		1.2	0.39	
Tetryl	-	0 / 20							<	1.6	U	<	0.8	U	<	0.8	U	<	0.24	U	<	0.48	U	<	0.48	U	<	0.48	U	<	0.48	U	<	0.48	U	<	0.75	U

Notes:
< = less than reporting limit
µg/L = micrograms per liter
HMX = octahydro-1,3,5,7-tetranitro-1,3,5,7-tetrazocine
ID = identification number
J = estimated
LOQ = limit of quantification
MNX = mono-nitroso-RDX
NA = not analyzed
NRL = no reporting limit
Qual = qualifier
RDX = hexahydro-1,3,5-trinitro-1,3,5-triazine
RL = reporting limit
U = nondetect

TABLE E.1.4-6
CORNHUSKER ARMY AMMUNITION PLANT
WELL NW030-EXPLOSIVES

FIELD ID			NW030			NW030			NW030			NW030			NW030			NW030			NW030			NW030			NW030			NW030			NW030			NW030		
METHOD	Maximum	Detection	SW846 M8330			SW846 M8330			SW846 M8330			SW846 M8330			UW51			UW51			UW51			UW33			UW33			UW32			UW25			99		
COLLECT DATE	Detection	Frequency	3/17/2003			3/19/2002			3/21/2001			3/14/2000			6/14/1998			10/2/1997			2/17/1997			7/15/1994			6/13/1994			8/25/1992			5/31/1991			11/29/1984		
			Result	RL	Qual	Result	RL	Qual	Result	RL	Qual	Result	RL	Qual	Result	RL	Qual	Result	RL	Qual	Result	RL	Qual	Result	RL	Qual	Result	RL	Qual	Result	RL	Qual	Result	RL	Qual	Result	RL	Qual
EXPLOSIVES (µg/L)																																						
1,3,5-Trinitrobenzene	-	0 / 22	<	0.16	U	<	0.42	U	<	0.8	U	<	0.8	U	<	1.00	U	<	0.125	U	<	0.125	U	<	0.425	U	<	0.425	U	<	0.449	U	<	0.21	U	<	0.1	U
1,3-Dinitrobenzene	0.739	1 / 22	<	0.16	U	<	0.28	U	<	0.8	U	<	0.8	U	<	0.500	U	<	0.989	U	<	0.989	U	<	0.549	U	0.739	NRL		<	0.611	U	<	0.458	U	<	0.1	U
2,4,6-Trinitrotoluene	-	0 / 22	<	0.16	U	<	0.35	U	<	0.8	U	<	1.5	U	<	1.00	U	<	0.29	U	<	0.29	U	<	0.451	U	<	0.451	U	<	0.635	U	<	0.426	U	<	0.1	U
2,4-Dinitrotoluene	-	0 / 22	<	0.31	U	<	0.28	U	<	0.8	U	<	1.1	U	<	0.500	U	<	0.233	U	<	0.233	U	<	0.26	U	<	0.26	U	<	0.064	U	<	0.397	U	<	0.1	U
2,6-Dinitrotoluene	-	0 / 22	<	0.31	U	<	1.1	U	<	0.8	U	<	1.1	U	<	0.500	U	<	0.2	U	<	0.2	U	<	0.26	U	<	0.26	U	<	0.074	U	<	0.6	U	<	0.1	U
2-Amino-4,6-dinitrotoluene	0.13 J	1 / 21	<	0.31	U	<	0.44	U	<	0.8	U	<	1	U	<	0.500	U	<	0.173	U	<	0.173	U	<	0.244	U	<	0.244	U	<	0.158	U	<	0.8	U		NA	
2-Nitrotoluene	-	0 / 17	<	0.31	U	<	0.86	U	<	0.8	U	<	1.1	U	<	1.00	U	<	0.319	U	<	0.319	U		NA			NA			NA			NA			NA	
3-Nitrotoluene	-	0 / 17	<	0.31	U	<	0.54	U	<	0.8	U	<	1.1	U	<	1.00	U	<	0.514	U	<	0.514	U		NA			NA			NA			NA			NA	
4-Amino-2,6-dinitrotoluene	-	0 / 17	<	0.31	U	<	0.74	U	<	0.8	U	<	1	U	<	1.00	U	<	0.309	U	<	0.309	U		NA			NA			NA			NA			NA	
4-Nitrotoluene	-	0 / 17	<	0.5	U	<	1.8	U	<	0.8	U	<	1.1	U	<	1.00	U	<	0.368	U	<	0.368	U		NA			NA			NA			NA			NA	
HMX	0.29 J	4 / 21	<	0.39	U	<	1.2	U	<	1	U	<	0.8	U	<	0.500	U	<	0.16	U	<	0.16	U	<	0.563	U	<	0.563	U	<	1.21	U	<	5.3	U		NA	
MNX	-	0 / 10		NA			NA			NA			NA			NA			NA			NA			NA			NA			NA			NA			NA	
Nitrobenzene	-	0 / 21	<	0.16	U	<	0.49	U	<	0.8	U	<	0.8	U	<	0.500	U	<	0.231	U	<	0.231	U	<	0.817	U	<	0.817	U	<	0.645	U	<	0.682	U		NA	
RDX	1.5	16 / 22	0.8	0.16		0.55	0.70	J	0.2	0.8	J	<	0.8	U	<	1.00	U	<	0.558	U	<	0.558	U	1.03	NRL		1.01	NRL		<	1.17	U	<	0.416	U	0.6	NRL	
Tetryl	-	0 / 20	<	0.31	U	<	1.2	U	<	0.8	U	<	1.3	U	<	0.500	U	<	0.253	U	<	0.253	U	<	1.18	U	<	1.18	U		NA		<	0.631	U		NA	

Notes:
< = less than reporting limit
µg/L = micrograms per liter
HMX = octahydro-1,3,5,7-tetranitro-1,3,5,7-tetrazocine
ID = identification number
J = estimated
LOQ = limit of quantification
MNX = mono-nitroso-RDX
NA = not analyzed
NRL = no reporting limit
Qual = qualifier
RDX = hexahydro-1,3,5-trinitro-1,3,5-triazine
RL = reporting limit
U = nondetect

TABLE E.1.4-7
CORNHUSKER ARMY AMMUNITION PLANT
WELL NW031-EXPLOSIVES

FIELD ID			NW031			NW031			NW031			NW031			NW031			NW031			NW031			NW031			NW031			NW031			NW031		
METHOD	Maximum	Detection	SW846 M8330			SW846 M8330			SW846 M8330			SW846 M8330			SW846 M8330			SW846 M8330			SW846 M8330			SW846 M8330			SW846 M8330			SW846 M8330			SW846 M8330		
COLLECT DATE	Detection	Frequency	None			None			3/20/2013			3/6/2012			3/8/2011			3/9/2010			3/10/2009			3/10/2008			3/12/2007			3/14/2006			3/14/2005		
			Result	RL	Qual	Result	RL	Qual	Result	RL	Qual	Result	RL	Qual	Result	RL	Qual	Result	RL	Qual	Result	RL	Qual	Result	RL	Qual	Result	RL	Qual	Result	RL	Qual	Result	RL	Qual
EXPLOSIVES (µg/L)																																			
1,3,5-Trinitrobenzene	-	0 / 24							<	0.8	U	<	0.8	U	<	0.8	U	<	1	U	<	0.49	U	<	0.48	U	<	0.5	U	<	0.48	U	<	0.48	U
1,3-Dinitrobenzene	-	0 / 24							<	0.8	U	<	0.8	U	<	0.8	U	<	0.4	U	<	0.49	U	<	0.48	U	<	0.5	U	<	0.48	U	<	0.48	U
2,4,6-Trinitrotoluene	-	0 / 24							<	0.8	U	<	0.8	U	<	0.8	U	<	0.4	U	<	0.49	U	<	0.48	U	<	0.5	U	<	0.48	U	<	0.48	U
2,4-Dinitrotoluene	-	0 / 24							<	0.8	U	<	0.8	U	<	0.8	U	<	0.4	U	<	0.49	U	<	0.48	U	<	0.5	U	<	0.48	U	<	0.48	U
2,6-Dinitrotoluene	-	0 / 24	**Abandoned**			**Not Sampled**			<	0.8	U	<	0.8	U	<	0.8	U	<	0.2	U	<	0.49	U	<	0.48	U	<	0.5	U	<	0.48	U	<	0.48	U
2-Amino-4,6-dinitrotoluene	0.058 J	1 / 23	**2017**			**in 2014, 2015, 2016, 2017**			<	0.8	U	<	0.8	U	<	0.8	U	0.058	0.2	J	<	0.49	U	<	0.48	U	<	0.5	U	<	0.48	U	<	0.48	U
2-Nitrotoluene	-	0 / 18							<	0.8	U	<	0.8	U	<	0.8	U	<	0.4	U	<	0.49	U	<	0.48	U	<	0.5	U	<	0.48	U	<	0.48	U
3-Nitrotoluene	-	0 / 18							<	0.8	U	<	0.8	U	<	0.8	U	<	0.4	U	<	0.49	U	<	0.48	U	<	0.5	U	<	0.48	U	<	0.48	U
4-Amino-2,6-dinitrotoluene	-	0 / 18							<	1.4	U	<	1.4	U	<	0.8	U	<	0.2	U	<	0.49	U	<	0.48	U	<	0.5	U	<	0.48	U	<	0.48	U
4-Nitrotoluene	-	0 / 18							<	0.8	U	<	0.8	U	<	0.8	U	<	1	U	<	0.49	U	<	0.48	U	<	0.5	U	<	0.48	U	<	0.48	U
HMX	-	0 / 23							<	0.8	U	<	0.8	U	<	0.8	U	<	0.4	U	<	0.49	U	<	0.48	U	<	0.5	U	<	0.48	U	<	0.48	U
MNX	-	0 / 10							<	0.8	U	<	0.8	U	<	0.8	U	<	2	U	<	0.49	U	<	0.48	U	<	0.5	U	<	0.48	U	<	0.48	U
Nitrobenzene	-	0 / 23							<	0.8	U	<	0.8	U	<	0.8	U	<	0.4	U	<	0.49	U	<	0.48	U	<	0.5	U	<	0.48	U	<	0.48	U
RDX	0.4	2 / 23							<	0.8	U	<	0.8	U	<	0.8	U	<	0.2	U	<	0.49	U	<	0.48	U	<	0.5	U	<	0.48	U	<	0.48	U
Tetryl	1.15	1 / 22							<	1.6	U	<	0.8	U	<	0.8	U	<	0.24	U	<	0.49	U	<	0.48	U	<	0.5	U	<	0.48	U	<	0.48	U

Notes:
< = less than reporting limit
µg/L = micrograms per liter
HMX = octahydro-1,3,5,7-tetranitro-1,3,5,7-tetrazocine
ID = identification number
J = estimated
LOQ = limit of quantification
MNX = mono-nitroso-RDX
NA = not analyzed
NRL = no reporting limit
Qual = qualifier
RDX = hexahydro-1,3,5-trinitro-1,3,5-triazine
RL = reporting limit
U = nondetect

TABLE E.1.4-7
CORNHUSKER ARMY AMMUNITION PLANT
WELL NW031-EXPLOSIVES

FIELD ID			NW031			NW031			NW031			NW031			NW031			NW031			NW031			NW031			NW031			NW031		
METHOD	Maximum	Detection	SW846 M8330			SW846 M8330			SW846 M8330			SW846 M8330			SW846 M8330			SW846 M8330			UW51			UW51			UW51			UW33		
COLLECT DATE	Detection	Frequency	3/12/2004			3/17/2003			3/19/2002			3/21/2001			3/14/2000			3/25/1999			6/14/1998			10/2/1997			2/17/1997			7/15/1994		
			Result	RL	Qual	Result	RL	Qual	Result	RL	Qual	Result	RL	Qual	Result	RL	Qual	Result	RL	Qual	Result	RL	Qual	Result	RL	Qual	Result	RL	Qual	Result	RL	Qual
EXPLOSIVES (µg/L)																																
1,3,5-Trinitrobenzene	-	0 / 24	<	0.47	U	<	0.16	U	<	0.34	U	<	0.8	U	<	0.8	U	<	0.8	U	<	1.00	U	<	0.125	U	<	0.125	U	<	0.425	U
1,3-Dinitrobenzene	-	0 / 24	<	0.47	U	<	0.16	U	<	0.23	U	<	0.8	U	<	0.8	U	<	0.8	U	<	0.500	U	<	0.989	U	<	0.989	U	<	0.549	U
2,4,6-Trinitrotoluene	-	0 / 24	<	0.47	U	<	0.16	U	<	0.29	U	<	0.8	U	<	1.5	U	<	0.8	U	<	1.00	U	<	0.29	U	<	0.29	U	<	0.451	U
2,4-Dinitrotoluene	-	0 / 24	<	0.92	U	<	0.31	U	<	0.23	U	<	0.8	U	<	1.1	U	<	0.8	U	<	0.500	U	<	0.233	U	<	0.233	U	<	0.26	U
2,6-Dinitrotoluene	-	0 / 24	<	0.92	U	<	0.31	U	<	0.89	U	<	0.8	U	<	1.1	U	<	0.8	U	<	0.500	U	<	0.2	U	<	0.2	U	<	0.26	U
2-Amino-4,6-dinitrotoluene	0.058 J	1 / 23	<	0.92	U	<	0.31	U	<	0.36	U	<	0.8	U	<	1	U	<	0.8	U	<	0.500	U	<	0.173	U	<	0.173	U	<	0.244	U
2-Nitrotoluene	-	0 / 18	<	0.92	U	<	0.31	U	<	0.70	U	<	0.8	U	<	1.1	U	<	0.8	U	<	1.00	U	<	0.319	U	<	0.319	U		NA	
3-Nitrotoluene	-	0 / 18	<	0.92	U	<	0.31	U	<	0.44	U	<	0.8	U	<	1.1	U	<	0.8	U	<	1.00	U	<	0.514	U	<	0.514	U		NA	
4-Amino-2,6-dinitrotoluene	-	0 / 18	<	0.92	U	<	0.31	U	<	0.60	U	<	0.8	U	<	1	U	<	0.8	U	<	1.00	U	<	0.309	U	<	0.309	U		NA	
4-Nitrotoluene	-	0 / 18	<	1.5	U	<	0.5	U	<	1.4	U	<	0.8	U	<	1.1	U	<	0.8	U	<	1.00	U	<	0.368	U	<	0.368	U		NA	
HMX	-	0 / 23	<	1.2	U	<	0.39	U	<	0.97	U	<	1	U	<	0.8	U	<	0.8	U	<	0.500	U	<	0.16	U	<	0.16	U	<	0.563	U
MNX	-	0 / 10	<	0.47	U		NA			NA			NA			NA			NA			NA			NA			NA			NA	
Nitrobenzene	-	0 / 23	<	0.47	U	<	0.16	U	<	0.40	U	<	0.8	U	<	0.8	U	<	0.8	U	<	0.500	U	<	0.231	U	<	0.231	U	<	0.817	U
RDX	0.4	2 / 23	<	0.47	U	0.14	0.16	J	<	0.57	U	<	0.8	U	<	0.8	U	<	0.8	U	<	1.00	U	<	0.558	U	<	0.558	U	<	0.412	U
Tetryl	1.15	1 / 22	<	0.92	U	<	0.31	U	<	0.95	U	<	0.8	U	<	1.3	U	<	0.8	U	<	0.500	U	<	0.253	U	<	0.253	U	<	1.18	U

Notes:
< = less than reporting limit
µg/L = micrograms per liter
HMX = octahydro-1,3,5,7-tetranitro-1,3,5,7-tetrazocine
ID = identification number
J = estimated
LOQ = limit of quantification
MNX = mono-nitroso-RDX
NA = not analyzed
NRL = no reporting limit
Qual = qualifier
RDX = hexahydro-1,3,5-trinitro-1,3,5-triazine
RL = reporting limit
U = nondetect

TABLE E.1.4-7
CORNHUSKER ARMY AMMUNITION PLANT
WELL NW031-EXPLOSIVES

FIELD ID			NW031			NW031			NW031			NW031			NW031		
METHOD	Maximum	Detection	UW33			UW32			UW33			UW25			99		
COLLECT DATE	Detection	Frequency	6/13/1994			8/25/1992			7/25/1991			6/2/1991			11/29/1984		
			Result	RL	Qual	Result	RL	Qual	Result	RL	Qual	Result	RL	Qual	Result	RL	Qual
EXPLOSIVES (µg/L)																	
1,3,5-Trinitrobenzene	-	0 / 24	<	0.425	U	<	0.449	U	<	0.425	U	<	0.21	U	<	0.1	U
1,3-Dinitrobenzene	-	0 / 24	<	0.549	U	<	0.611	U	<	0.549	U	<	0.458	U	<	0.1	U
2,4,6-Trinitrotoluene	-	0 / 24	<	0.451	U	<	0.635	U	<	0.451	U	<	0.426	U	<	0.1	U
2,4-Dinitrotoluene	-	0 / 24	<	0.26	U	<	0.064	U	<	0.26	U	<	0.397	U	<	0.1	U
2,6-Dinitrotoluene	-	0 / 24	<	0.26	U	<	0.074	U	<	0.26	U	<	0.6	U	<	0.1	U
2-Amino-4,6-dinitrotoluene	0.058 J	1 / 23	<	0.244	U	<	0.158	U	<	0.5	U	<	0.8	U		NA	
2-Nitrotoluene	-	0 / 18		NA			NA			NA			NA			NA	
3-Nitrotoluene	-	0 / 18		NA			NA			NA			NA			NA	
4-Amino-2,6-dinitrotoluene	-	0 / 18		NA			NA			NA			NA			NA	
4-Nitrotoluene	-	0 / 18		NA			NA			NA			NA			NA	
HMX	-	0 / 23	<	0.563	U	<	1.21	U	<	0.563	U	<	5.3	U		NA	
MNX	-	0 / 10		NA			NA			NA			NA			NA	
Nitrobenzene	-	0 / 23	<	0.817	U	<	0.645	U	<	0.817	U	<	0.682	U		NA	
RDX	0.4	2 / 23	<	0.412	U	<	1.17	U	<	0.412	U		NA		0.4	NRL	
Tetryl	1.15	1 / 22	<	1.18	U		NA		<	1.18	U	1.15	NRL			NA	

Notes:
< = less than reporting limit
µg/L = micrograms per liter
HMX = octahydro-1,3,5,7-tetranitro-1,3,5,7-tetrazocine
ID = identification number
J = estimated
LOQ = limit of quantification
MNX = mono-nitroso-RDX
NA = not analyzed
NRL = no reporting limit
Qual = qualifier
RDX = hexahydro-1,3,5-trinitro-1,3,5-triazine
RL = reporting limit
U = nondetect

TABLE E.1.4-8
CORNHUSKER ARMY AMMUNITION PLANT
WELL NW032-EXPLOSIVES

FIELD ID			NW032			NW032			NW032			NW032			NW032			NW032			NW032			NW032			NW032			NW032			NW032		
METHOD	Maximum	Detection	SW846 M8330			SW846 M8330			SW846 M8330			SW846 M8330			SW846 M8330			SW846 M8330			SW846 M8330			SW846 M8330			SW846 M8330			SW846 M8330			SW846 M8330		
COLLECT DATE	Detection	Frequency	None			None			3/20/2013			3/6/2012			3/8/2011			3/9/2010			3/10/2009			3/10/2008			3/12/2007			3/14/2006			3/14/2005		
			Result	RL	Qual	Result	RL	Qual	Result	RL	Qual	Result	RL	Qual	Result	RL	Qual	Result	RL	Qual	Result	RL	Qual	Result	RL	Qual	Result	RL	Qual	Result	RL	Qual	Result	RL	Qual
EXPLOSIVES (µg/L)																																			
1,3,5-Trinitrobenzene	-	0 / 23							<	0.8	U	<	0.8	U	<	0.8	U	<	1	U	<	0.48	U	<	0.48	U	<	0.49	U	<	0.48	U	<	0.48	U
1,3-Dinitrobenzene	-	0 / 23							<	0.8	U	<	0.8	U	<	0.8	U	<	0.42	U	<	0.48	U	<	0.48	U	<	0.49	U	<	0.48	U	<	0.48	U
2,4,6-Trinitrotoluene	-	0 / 23							<	0.8	U	<	0.8	U	<	0.8	U	<	0.42	U	<	0.48	U	<	0.48	U	<	0.49	U	<	0.48	U	<	0.48	U
2,4-Dinitrotoluene	-	0 / 23							<	0.8	U	<	0.8	U	<	0.8	U	<	0.42	U	<	0.48	U	<	0.48	U	<	0.49	U	<	0.48	U	<	0.48	U
2,6-Dinitrotoluene	-	0 / 23	**Abandoned**			**Not Sampled**			<	0.8	U	<	0.8	U	<	0.8	U	<	0.21	U	<	0.48	U	<	0.48	U	<	0.49	U	<	0.48	U	<	0.48	U
2-Amino-4,6-dinitrotoluene	-	0 / 22	**2017**			**in 2014, 2015, 2016,**			<	0.8	U	<	0.8	U	<	0.8	U	<	0.21	U	<	0.48	U	<	0.48	U	<	0.49	U	<	0.48	U	<	0.48	U
2-Nitrotoluene	-	0 / 18				**2017**			<	0.8	U	<	0.8	U	<	0.8	U	<	0.42	U	<	0.48	U	<	0.48	U	<	0.49	U	<	0.48	U	<	0.48	U
3-Nitrotoluene	-	0 / 18							<	0.8	U	<	0.8	U	<	0.8	U	<	0.42	U	<	0.48	U	<	0.48	U	<	0.49	U	<	0.48	U	<	0.48	U
4-Amino-2,6-dinitrotoluene	-	0 / 18							<	1.4	U	<	1.4	U	<	0.8	U	<	0.21	U	<	0.48	U	<	0.48	U	<	0.49	U	<	0.48	U	<	0.48	U
4-Nitrotoluene	-	0 / 18							<	0.8	U	<	0.8	U	<	0.8	U	<	1	U	<	0.48	U	<	0.48	U	<	0.49	U	<	0.48	U	<	0.48	U
HMX	-	0 / 22							<	0.8	U	<	0.8	U	<	0.8	U	<	0.42	U	<	0.48	U	<	0.48	U	<	0.49	U	<	0.48	U	<	0.48	U
MNX	-	0 / 10							<	0.8	U	<	0.8	U	<	0.8	U	<	2.1	U	<	0.48	U	<	0.48	U	<	0.49	U	<	0.48	U	<	0.48	U
Nitrobenzene	-	0 / 22							<	0.8	U	<	0.8	U	<	0.8	U	<	0.42	U	<	0.48	U	<	0.48	U	<	0.49	U	<	0.48	U	<	0.48	U
RDX	-	0 / 23							<	0.8	U	<	0.8	U	<	0.8	U	<	0.21	U	<	0.48	U	<	0.48	U	<	0.49	U	<	0.48	U	<	0.48	U
Tetryl	-	0 / 21							<	1.6	U	<	0.8	U	<	0.8	U	<	0.25	U	<	0.48	U	<	0.48	U	<	0.49	U	<	0.48	U	<	0.48	U

Notes:
< = less than reporting limit
µg/L = micrograms per liter
HMX = octahydro-1,3,5,7-tetranitro-1,3,5,7-tetrazocine
ID = identification number
J = estimated
LOQ = limit of quantification
MNX = mono-nitroso-RDX
NA = not analyzed
NRL = no reporting limit
Qual = qualifier
RDX = hexahydro-1,3,5-trinitro-1,3,5-triazine
RL = reporting limit
U = nondetect

TABLE E.1.4-8
CORNHUSKER ARMY AMMUNITION PLANT
WELL NW032-EXPLOSIVES

FIELD ID			NW032			NW032			NW032			NW032			NW032			NW032			NW032			NW032			NW032			NW032			NW032		
METHOD	Maximum	Detection	SW846 M8330			SW846 M8330			SW846 M8330			SW846 M8330			SW846 M8330			SW846 M8330			UW51			UW51			UW51			UW33			UW33		
COLLECT DATE	Detection	Frequency	3/12/2004			3/17/2003			3/18/2002			3/21/2001			3/14/2000			3/25/1999			6/14/1998			10/2/1997			2/17/1997			7/15/1994			6/13/1994		
			Result	RL	Qual	Result	RL	Qual	Result	RL	Qual	Result	RL	Qual	Result	RL	Qual	Result	RL	Qual	Result	RL	Qual	Result	RL	Qual	Result	RL	Qual	Result	RL	Qual	Result	RL	Qual
EXPLOSIVES (µg/L)																																				
1,3,5-Trinitrobenzene	-	0 / 23	<	0.4	U	<	0.2	U	<	0.24	U	<	0.8	U	<	0.8	U	<	0.8	U	<	1.00	U	<	0.125	U	<	0.125	U	<	0.425	U	<	0.425	U
1,3-Dinitrobenzene	-	0 / 23	<	0.4	U	<	0.2	U	<	0.16	U	<	0.8	U	<	0.8	U	<	0.8	U	<	0.500	U	<	0.989	U	<	0.989	U	<	0.549	U	<	0.549	U
2,4,6-Trinitrotoluene	-	0 / 23	<	0.4	U	<	0.2	U	<	0.20	U	<	0.8	U	<	1.5	U	<	0.8	U	<	1.00	U	<	0.29	U	<	0.29	U	<	0.451	U	<	0.451	U
2,4-Dinitrotoluene	-	0 / 23	<	0.78	U	<	0.39	U	<	0.16	U	<	0.8	U	<	1.1	U	<	0.8	U	<	0.500	U	<	0.233	U	<	0.233	U	<	0.26	U	<	0.26	U
2,6-Dinitrotoluene	-	0 / 23	<	0.78	U	<	0.39	U	<	0.62	U	<	0.8	U	<	1.1	U	<	0.8	U	<	0.500	U	<	0.2	U	<	0.2	U	<	0.26	U	<	0.26	U
2-Amino-4,6-dinitrotoluene	-	0 / 22	<	0.78	U	<	0.39	U	<	0.25	U	<	0.8	U	<	1	U	<	0.8	U	<	0.500	U	<	0.173	U	<	0.173	U	<	0.244	U	<	0.244	U
2-Nitrotoluene	-	0 / 18	<	0.78	U	<	0.39	U	<	0.49	U	<	0.8	U	<	1.1	U	<	0.8	U	<	1.00	U	<	0.319	U	<	0.319	U		NA			NA	
3-Nitrotoluene	-	0 / 18	<	0.78	U	<	0.39	U	<	0.31	U	<	0.8	U	<	1.1	U	<	0.8	U	<	1.00	U	<	0.514	U	<	0.514	U		NA			NA	
4-Amino-2,6-dinitrotoluene	-	0 / 18	<	0.78	U	<	0.39	U	<	0.42	U	<	0.8	U	<	1	U	<	0.8	U	<	1.00	U	<	0.309	U	<	0.309	U		NA			NA	
4-Nitrotoluene	-	0 / 18	<	1.3	U	<	0.62	U	<	1.0	U	<	0.8	U	<	1.1	U	<	0.8	U	<	1.00	U	<	0.368	U	<	0.368	U		NA			NA	
HMX	-	0 / 22	<	0.98	U	<	0.49	U	<	0.68	U	<	1	U	<	0.8	U	<	0.8	U	<	0.500	U	<	0.16	U	<	0.16	U	<	0.563	U	<	0.563	U
MNX	-	0 / 10	<	0.4	U		NA			NA			NA			NA			NA			NA			NA			NA			NA			NA	
Nitrobenzene	-	0 / 22	<	0.4	U	<	0.2	U	<	0.28	U	<	0.8	U	<	0.8	U	<	0.8	U	<	0.500	U	<	0.231	U	<	0.231	U	<	0.817	U	<	0.817	U
RDX	-	0 / 23	<	0.4	U	<	0.2	U	<	0.40	U	<	0.8	U	<	0.8	U	<	0.8	U	<	1.00	U	<	0.558	U	<	0.558	U	<	0.412	U	<	0.412	U
Tetryl	-	0 / 21	<	0.78	U	<	0.39	U	<	0.66	U	<	0.8	U	<	1.3	U	<	0.8	U	<	0.500	U	<	0.253	U	<	0.253	U	<	1.18	U	<	1.18	U

Notes:
< = less than reporting limit
µg/L = micrograms per liter
HMX = octahydro-1,3,5,7-tetranitro-1,3,5,7-tetrazocine
ID = identification number
J = estimated
LOQ = limit of quantification
MNX = mono-nitroso-RDX
NA = not analyzed
NRL = no reporting limit
Qual = qualifier
RDX = hexahydro-1,3,5-trinitro-1,3,5-triazine
RL = reporting limit
U = nondetect

TABLE E.1.4-8
CORNHUSKER ARMY AMMUNITION PLANT
WELL NW032-EXPLOSIVES

FIELD ID			NW032			NW032			NW032		
METHOD	Maximum	Detection	UW32			UW25			99		
COLLECT DATE	Detection	Frequency	8/25/1992			6/2/1991			11/29/1984		
			Result	RL	Qual	Result	RL	Qual	Result	RL	Qual
EXPLOSIVES (µg/L)											
1,3,5-Trinitrobenzene	-	0 / 23	<	0.449	U	<	0.21	U	<	0.1	U
1,3-Dinitrobenzene	-	0 / 23	<	0.611	U	<	0.458	U	<	0.1	U
2,4,6-Trinitrotoluene	-	0 / 23	<	0.635	U	<	0.426	U	<	0.1	U
2,4-Dinitrotoluene	-	0 / 23	<	0.064	U	<	0.397	U	<	0.1	U
2,6-Dinitrotoluene	-	0 / 23	<	0.074	U	<	0.6	U	<	0.1	U
2-Amino-4,6-dinitrotoluene	-	0 / 22	<	0.158	U	<	0.8	U		NA	
2-Nitrotoluene	-	0 / 18		NA			NA			NA	
3-Nitrotoluene	-	0 / 18		NA			NA			NA	
4-Amino-2,6-dinitrotoluene	-	0 / 18		NA			NA			NA	
4-Nitrotoluene	-	0 / 18		NA			NA			NA	
HMX	-	0 / 22	<	1.21	U	<	5.3	U		NA	
MNX	-	0 / 10		NA			NA			NA	
Nitrobenzene	-	0 / 22	<	0.645	U	<	0.682	U		NA	
RDX	-	0 / 23	<	1.17	U	<	0.416	U	<	0.1	U
Tetryl	-	0 / 21		NA		<	3.56	U		NA	

Notes:
< = less than reporting limit
µg/L = micrograms per liter
HMX = octahydro-1,3,5,7-tetranitro-1,3,5,7-tetrazocine
ID = identification number
J = estimated
LOQ = limit of quantification
MNX = mono-nitroso-RDX
NA = not analyzed
NRL = no reporting limit
Qual = qualifier
RDX = hexahydro-1,3,5-trinitro-1,3,5-triazine
RL = reporting limit
U = nondetect

TABLE E.1.4-9
CORNHUSKER ARMY AMMUNITION PLANT
WELL NW040-EXPLOSIVES

FIELD ID			NW040			NW040			NW040			NW040			NW040			NW040			NW040			NW040			NW040			NW040			NW040		
METHOD	Maximum	Detection	SW846 M8330			SW846 M8330			SW846 M8330			SW846 M8330			SW846 M8330			SW846 M8330			SW846 M8330			UW51			UW51			UW51			UW33		
COLLECT DATE	Detection	Frequency	None			None			3/14/2003			3/14/2002			3/13/2001			3/14/2000			3/23/1999			6/14/1998			10/3/1997			12/10/1996			7/13/1994		
			Result	RL	Qual	Result	RL	Qual	Result	RL	Qual	Result	RL	Qual	Result	RL	Qual	Result	RL	Qual	Result	RL	Qual	Result	RL	Qual	Result	RL	Qual	Result	RL	Qual	Result	RL	Qual
EXPLOSIVES (µg/L)																																			
1,3,5-Trinitrobenzene	-	0 / 13							<	0.4	U	<	0.47	U	<	0.8	U	<	0.8	U	<	0.8	U	<	1.00	U	<	0.125	U	<	0.125	U	<	0.425	U
1,3-Dinitrobenzene	-	0 / 13							<	0.26	U	<	0.31	U	<	0.8	U	<	0.8	U	<	0.8	U	<	0.500	U	<	0.989	U	<	0.989	U	<	0.549	U
2,4,6-Trinitrotoluene	-	0 / 13							<	0.33	U	<	0.39	U	<	0.8	U	<	1.5	U	<	0.8	U	<	1.00	U	<	0.29	U	<	0.29	U	<	0.451	U
2,4-Dinitrotoluene	-	0 / 13							<	0.26	U	<	0.31	U	<	0.8	U	<	1.1	U	<	0.8	U	<	0.500	U	<	0.233	U	<	0.233	U	<	0.26	U
2,6-Dinitrotoluene	-	0 / 13	**Abandoned**			**Not Sampled**			<	1	U	<	1.2	U	<	0.8	U	<	1.1	U	<	0.8	U	<	0.500	U	<	0.2	U	<	0.2	U	<	0.26	U
2-Amino-4,6-dinitrotoluene	-	0 / 12	**2008**			**in 2004, 2005, 2006, 2007, 2008**			<	0.41	U	<	0.49	U	<	0.8	U	<	1	U	<	0.8	U	<	0.500	U	<	0.173	U	<	0.173	U	<	0.244	U
2-Nitrotoluene	-	0 / 8							<	0.81	U	<	0.96	U	<	0.8	U	<	1.1	U	<	0.8	U	<	1.00	U	<	0.319	U	<	0.319	U		NA	
3-Nitrotoluene	-	0 / 8				**Well Dry**			<	0.51	U	<	0.60	U	<	0.8	U	<	1.1	U	<	0.8	U	<	1.00	U	<	0.514	U	<	0.514	U		NA	
4-Amino-2,6-dinitrotoluene	-	0 / 8							<	0.69	U	<	0.82	U	<	0.8	U	<	1	U	<	0.8	U	<	1.00	U	<	0.309	U	<	0.309	U		NA	
4-Nitrotoluene	-	0 / 8							<	1.6	U	<	2.0	U	<	0.8	U	<	1.1	U	<	0.8	U	<	1.00	U	<	0.368	U	<	0.368	U		NA	
HMX	-	0 / 12							<	1.1	U	<	1.3	U	<	1	U	<	0.8	U	<	0.8	U	<	0.500	U	<	0.16	U	<	0.16	U	<	0.563	U
MNX		0 / 0								NA			NA			NA			NA			NA			NA			NA			NA			NA	
Nitrobenzene	-	0 / 12							<	0.46	U	<	0.55	U	<	0.8	U	<	0.8	U	<	0.8	U	<	0.500	U	<	0.231	U	<	0.231	U	<	0.817	U
RDX	0.2	1 / 13							<	0.66	U	<	0.78	U	<	0.8	U	<	0.8	U	<	0.8	U	<	1.00	U	<	0.558	U	<	0.558	U	<	0.412	U
Tetryl	0.753	1 / 11							<	1.1	U	<	1.3	U	<	0.8	U	<	1.3	U	<	0.8	U	<	0.500	U	<	0.253	U	<	0.253	U	<	1.18	U

Notes:
< = less than reporting limit
µg/L = micrograms per liter
HMX = octahydro-1,3,5,7-tetranitro-1,3,5,7-tetrazocine
ID = identification number
J = estimated
LOQ = limit of quantification
MNX = mono-nitroso-RDX
NA = not analyzed
NRL = no reporting limit
Qual = qualifier
RDX = hexahydro-1,3,5-trinitro-1,3,5-triazine
RL = reporting limit
U = nondetect

TABLE E.1.4-9
CORNHUSKER ARMY AMMUNITION PLANT
WELL NW040-EXPLOSIVES

FIELD ID			NW040			NW040			NW040			NW040		
METHOD	Maximum	Detection	UW33			UW32			UW25			99		
COLLECT DATE	Detection	Frequency	6/10/1994			8/25/1992			5/30/1991			11/29/1984		
			Result	RL	Qual	Result	RL	Qual	Result	RL	Qual	Result	RL	Qual
EXPLOSIVES (µg/L)														
1,3,5-Trinitrobenzene	-	0 / 13	<	0.425	U	<	0.449	U	<	0.21	U	<	0.1	U
1,3-Dinitrobenzene	-	0 / 13	<	0.549	U	<	0.611	U	<	0.458	U	<	0.1	U
2,4,6-Trinitrotoluene	-	0 / 13	<	0.451	U	<	0.635	U	<	0.426	U	<	0.1	U
2,4-Dinitrotoluene	-	0 / 13	<	0.26	U	<	0.064	U	<	0.397	U	<	0.1	U
2,6-Dinitrotoluene	-	0 / 13	<	0.26	U	<	0.074	U	<	0.6	U	<	0.1	U
2-Amino-4,6-dinitrotoluene	-	0 / 12	<	0.244	U	<	0.158	U	<	0.8	U		NA	
2-Nitrotoluene	-	0 / 8		NA			NA			NA			NA	
3-Nitrotoluene	-	0 / 8		NA			NA			NA			NA	
4-Amino-2,6-dinitrotoluene	-	0 / 8		NA			NA			NA			NA	
4-Nitrotoluene	-	0 / 8		NA			NA			NA			NA	
HMX	-	0 / 12	<	0.563	U	<	1.21	U	<	0.533	U		NA	
MNX		0 / 0		NA			NA			NA			NA	
Nitrobenzene	-	0 / 12	<	0.817	U	<	0.645	U	<	0.682	U		NA	
RDX	0.2	1 / 13	<	0.412	U	<	1.17	U	<	0.416	U	0.2	NRL	
Tetryl	0.753	1 / 11	<	1.18	U		NA		0.753	NRL			NA	

Notes:
< = less than reporting limit
µg/L = micrograms per liter
HMX = octahydro-1,3,5,7-tetranitro-1,3,5,7-tetrazocine
ID = identification number
J = estimated
LOQ = limit of quantification
MNX = mono-nitroso-RDX
NA = not analyzed
NRL = no reporting limit
Qual = qualifier
RDX = hexahydro-1,3,5-trinitro-1,3,5-triazine
RL = reporting limit
U = nondetect

TABLE E.1.4-10
CORNHUSKER ARMY AMMUNITION PLANT
WELL NW041-EXPLOSIVES

FIELD ID			NW041			NW041			NW041			NW041			NW041			NW041			NW041			NW041			NW041			NW041			NW041		
METHOD	Maximum	Detection	SW846 M8330			SW846 M8330			SW846 M8330			SW846 M8330			SW846 M8330			SW846 M8330			SW846 M8330			SW846 M8330			SW846 M8330			SW846 M8330			UW51		
COLLECT DATE	Detection	Frequency	None			None			3/13/2006			3/11/2005			3/12/2004			3/14/2003			3/14/2002			3/13/2001			3/14/2000			3/23/1999			6/14/1998		
			Result	RL	Qual	Result	RL	Qual	Result	RL	Qual	Result	RL	Qual	Result	RL	Qual	Result	RL	Qual	Result	RL	Qual	Result	RL	Qual	Result	RL	Qual	Result	RL	Qual	Result	RL	Qual
EXPLOSIVES (µg/L)																																			
1,3,5-Trinitrobenzene	-	0 / 16							<	0.48	U	<	0.5	U	<	0.38	U	<	0.29	U	<	0.40	U	<	0.8	U	<	0.8	U	<	0.8	U	<	1.00	U
1,3-Dinitrobenzene	-	0 / 16							<	0.48	U	<	0.5	U	<	0.38	U	<	0.19	U	<	0.27	U	<	0.8	U	<	0.8	U	<	0.8	U	<	0.500	U
2,4,6-Trinitrotoluene	-	0 / 16							<	0.48	U	<	0.5	U	<	0.38	U	<	0.24	U	<	0.33	U	<	0.8	U	<	1.5	U	<	0.8	U	<	1.00	U
2,4-Dinitrotoluene	-	0 / 16							<	0.48	U	<	0.5	U	<	0.74	U	<	0.19	U	<	0.27	U	<	0.8	U	<	1.1	U	<	0.8	U	<	0.500	U
2,6-Dinitrotoluene	-	0 / 16	**Abandoned**			**Not Sampled**			<	0.48	U	<	0.5	U	<	0.74	U	<	0.74	U	<	1.0	U	<	0.8	U	<	1.1	U	<	0.8	U	<	0.500	U
2-Amino-4,6-dinitrotoluene	-	0 / 15	**2008**			**in 2007**			<	0.48	U	<	0.5	U	<	0.74	U	<	0.3	U	<	0.42	U	<	0.8	U	<	1	U	<	0.8	U	<	0.500	U
2-Nitrotoluene	-	0 / 11							<	0.48	U	<	0.5	U	<	0.74	U	<	0.59	U	<	0.82	U	<	0.8	U	<	1.1	U	<	0.8	U	<	1.00	U
3-Nitrotoluene	-	0 / 11							<	0.48	U	<	0.5	U	<	0.74	U	<	0.37	U	<	0.52	U	<	0.8	U	<	1.1	U	<	0.8	U	<	1.00	U
4-Amino-2,6-dinitrotoluene	-	0 / 11							<	0.48	U	<	0.5	U	<	0.74	U	<	0.5	U	<	0.70	U	<	0.8	U	<	1	U	<	0.8	U	<	1.00	U
4-Nitrotoluene	-	0 / 11							<	0.48	U	<	0.5	U	<	1.2	U	<	1.2	U	<	1.7	U	<	0.8	U	<	1.1	U	<	0.8	U	<	1.00	U
HMX	-	0 / 15							<	0.48	U	<	0.5	U	<	0.93	U	<	0.82	U	<	1.1	U	<	1	U	<	0.8	U	<	0.8	U	<	0.500	U
MNX	-	0 / 3							<	0.48	U	<	0.5	U	<	0.38	U		NA			NA			NA			NA			NA			NA	
Nitrobenzene	-	0 / 15							<	0.48	U	<	0.5	U	<	0.38	U	<	0.34	U	<	0.47	U	<	0.8	U	<	0.8	U	<	0.8	U	<	0.500	U
RDX	0.676	4 / 16							<	0.48	U	<	0.5	U	<	0.38	U	0.27	0.48	J	<	0.67	U	<	0.8	U	<	0.8	U	<	0.8	U	<	1.00	U
Tetryl	-	0 / 14							<	0.48	U	<	0.5	U	<	0.74	U	<	0.79	U	<	1.1	U	<	0.8	U	<	1.3	U	<	0.8	U	<	0.500	U

Notes:
< = less than reporting limit
µg/L = micrograms per liter
HMX = octahydro-1,3,5,7-tetranitro-1,3,5,7-tetrazocine
ID = identification number
J = estimated
LOQ = limit of quantification
MNX = mono-nitroso-RDX
NA = not analyzed
NRL = no reporting limit
Qual = qualifier
RDX = hexahydro-1,3,5-trinitro-1,3,5-triazine
RL = reporting limit
U = nondetect

TABLE E.1.4-10
CORNHUSKER ARMY AMMUNITION PLANT
WELL NW041-EXPLOSIVES

FIELD ID			NW041			NW041			NW041			NW041			NW041			NW041			NW041			NW041		
METHOD	Maximum	Detection	UW51			UW51			UW33			UW33			UW32			UW25			99					
COLLECT DATE	Detection	Frequency	10/3/1997			12/10/1996			7/13/1994			6/10/1994			8/31/1992			5/30/1991			11/29/1984					
			Result	RL	Qual	Result	RL	Qual	Result	RL	Qual	Result	RL	Qual	Result	RL	Qual	Result	RL	Qual	Result	RL	Qual			
EXPLOSIVES (µg/L)																										
1,3,5-Trinitrobenzene	-	0 / 16	<	0.125	U	<	0.125	U	<	0.425	U	<	0.425	U	<	0.449	U	<	0.21	U	<	0.1	U			
1,3-Dinitrobenzene	-	0 / 16	<	0.989	U	<	0.989	U	<	0.549	U	<	0.549	U	<	0.611	U	<	0.458	U	<	0.1	U			
2,4,6-Trinitrotoluene	-	0 / 16	<	0.29	U	<	0.29	U	<	0.451	U	<	0.451	U	<	0.635	U	<	0.426	U	<	0.1	U			
2,4-Dinitrotoluene	-	0 / 16	<	0.233	U	<	0.233	U	<	0.26	U	<	0.26	U	<	0.064	U	<	0.397	U	<	0.1	U			
2,6-Dinitrotoluene	-	0 / 16	<	0.2	U	<	0.2	U	<	0.26	U	<	0.26	U	<	0.074	U	<	0.6	U	<	0.1	U			
2-Amino-4,6-dinitrotoluene	-	0 / 15	<	0.173	U	<	0.173	U	<	0.244	U	<	0.244	U	<	0.158	U	<	0.8	U		NA				
2-Nitrotoluene	-	0 / 11	<	0.319	U	<	0.319	U		NA			NA			NA			NA			NA				
3-Nitrotoluene	-	0 / 11	<	0.514	U	<	0.514	U		NA			NA			NA			NA			NA				
4-Amino-2,6-dinitrotoluene	-	0 / 11	<	0.309	U	<	0.309	U		NA			NA			NA			NA			NA				
4-Nitrotoluene	-	0 / 11	<	0.368	U	<	0.368	U		NA			NA			NA			NA			NA				
HMX	-	0 / 15	<	0.16	U	<	0.16	U	<	0.563	U	<	0.563	U	<	1.21	U	<	0.533	U		NA				
MNX	-	0 / 3		NA			NA			NA			NA			NA			NA			NA				
Nitrobenzene	-	0 / 15	<	0.231	U	<	0.231	U	<	0.817	U	<	0.817	U	<	0.645	U	<	0.682	U		NA				
RDX	0.676	4 / 16	<	0.558	U	<	0.558	U	0.62	NRL		0.676	NRL		<	1.17	U	<	0.416	U	0.4	NRL				
Tetryl	-	0 / 14	<	0.253	U	<	0.253	U	<	1.18	U	<	1.18	U		NA		<	0.631	U		NA				

Notes:
< = less than reporting limit
µg/L = micrograms per liter
HMX = octahydro-1,3,5,7-tetranitro-1,3,5,7-tetrazocine
ID = identification number
J = estimated
LOQ = limit of quantification
MNX = mono-nitroso-RDX
NA = not analyzed
NRL = no reporting limit
Qual = qualifier
RDX = hexahydro-1,3,5-trinitro-1,3,5-triazine
RL = reporting limit
U = nondetect

TABLE E.1.4-11
CORNHUSKER ARMY AMMUNITION PLANT
WELL NW050-EXPLOSIVES

FIELD ID			NW050					NW050					NW050					NW050			NW050			NW050			NW050			NW050			NW050		
METHOD	Maximum	Detection	SW846 M8330					SW846 M8330					SW846 M8330					SW846 M8330			SW846 M8330			SW846 M8330			SW846 M8330			SW846 M8330			SW846 M8330		
COLLECT DATE	Detection	Frequency	None					6/10/2020					None					3/7/2013			3/1/2012			3/7/2011			3/11/2010			3/5/2009			3/11/2008		
			Result	Qual	DL	LOD	LOQ	Result	Qual	DL	LOD	LOQ	Result	Qual	DL	LOD	LOQ	Result	RL	Qual	Result	RL	Qual	Result	RL	Qual	Result	RL	Qual	Result	RL	Qual	Result	RL	Qual
EXPLOSIVES (µg/L)																																		
1,3,5-Trinitrobenzene	-	0 / 23						<	U	0.088	0.21	0.22						<	0.8	U	<	0.8	U	<	0.8	U	<	1	U	<	0.49	U	<	0.48	U
1,3-Dinitrobenzene	-	0 / 23						<	U	0.039	0.1	0.11						<	0.8	U	<	0.8	U	<	0.8	U	<	0.41	U	<	0.49	U	<	0.48	U
2,4,6-Trinitrotoluene	-	0 / 23						<	U	0.047	0.1	0.11						<	0.8	U	<	0.8	U	<	0.8	U	<	0.41	U	<	0.49	U	<	0.48	U
2,4-Dinitrotoluene	-	0 / 23						<	U	0.029	0.084	0.1						<	0.8	U	<	0.8	U	<	0.8	U	<	0.41	U	<	0.49	U	<	0.48	U
2,6-Dinitrotoluene	-	0 / 23	**Not Sampled**					<	U	0.042	0.084	0.1	**Not Sampled**					<	0.8	U	<	0.8	U	<	0.8	U	<	0.2	U	<	0.49	U	<	0.48	U
2-Amino-4,6-dinitrotoluene	-	0 / 22	**in 2021, 2022**					<	U	0.053	0.1	0.11	**in 2014 through 2019**					<	0.8	U	<	0.8	U	<	0.8	U	<	0.2	U	<	0.49	U	<	0.48	U
2-Nitrotoluene	-	0 / 18						<	U	0.089	0.21	0.22						<	0.8	U	<	0.8	U	<	0.8	U	<	0.41	U	<	0.49	U	<	0.48	U
3-Nitrotoluene	-	0 / 18						<	U	0.2	0.42	0.42						<	0.8	U	<	0.8	U	<	0.8	U	<	0.41	U	<	0.49	U	<	0.48	U
4-Amino-2,6-dinitrotoluene	-	0 / 18						<	U	0.06	0.13	0.16						<	1.4	U	<	1.4	U	<	0.8	U	<	0.2	U	<	0.49	U	<	0.48	U
4-Nitrotoluene	-	0 / 18						<	U	0.1	0.42	0.43						<	0.8	U	<	0.8	U	<	0.8	U	<	1	U	<	0.49	U	<	0.48	U
HMX	1.3	2 / 22						<	U	0.091	0.21	0.22						<	0.8	U	<	0.8	U	<	0.8	U	<	0.41	U	<	0.49	U	<	0.48	U
MNX	-	0 / 11						<	U	0.16	0.42	2.1						<	0.8	U	<	0.8	U	<	0.8	U	<	2	U	<	0.49	U	<	0.48	U
Nitrobenzene	-	0 / 22						<	U	0.095	0.21	0.22						<	0.8	U	<	0.8	U	<	0.8	U	<	0.41	U	<	0.49	U	<	0.48	U
RDX	2.3	4 / 24						<	U	0.054	0.21	0.22						<	0.8	U	<	0.8	U	<	0.8	U	<	0.2	U	<	0.49	U	<	0.48	U
Tetryl	-	0 / 21						<	U	0.033	0.1	0.11						<	1.6	U	<	0.8	U	<	0.8	U	<	0.24	U	<	0.49	U	<	0.48	U

Notes:
< = less than reporting limit
µg/L = micrograms per liter
HMX = octahydro-1,3,5,7-tetranitro-1,3,5,7-tetrazocine
ID = identification number
J = estimated
LOQ = limit of quantification
MNX = mono-nitroso-RDX
NA = not analyzed
NRL = no reporting limit
Qual = qualifier
RDX = hexahydro-1,3,5-trinitro-1,3,5-triazine
RL = reporting limit
U = nondetect

TABLE E.1.4-11
CORNHUSKER ARMY AMMUNITION PLANT
WELL NW050-EXPLOSIVES

FIELD ID			NW050			NW050			NW050			NW050			NW050			NW050			NW050			NW050			NW050			NW050		
METHOD	Maximum	Detection	SW846 M8330			SW846 M8330			SW846 M8330			SW846 M8330			SW846 M8330			SW846 M8330			SW846 M8330			SW846 M8330			SW846 M8330			UW51		
COLLECT DATE	Detection	Frequency	3/9/2007			3/13/2006			3/11/2005			3/11/2004			3/17/2003			3/18/2002			3/20/2001			3/13/2000			3/23/1999			10/2/1997		
			Result	RL	Qual	Result	RL	Qual	Result	RL	Qual	Result	RL	Qual	Result	RL	Qual	Result	RL	Qual	Result	RL	Qual	Result	RL	Qual	Result	RL	Qual	Result	RL	Qual
EXPLOSIVES (µg/L)																																
1,3,5-Trinitrobenzene	-	0 / 23	<	0.48	U	<	0.48	U	<	0.48	U	<	0.31	U	<	0.22	U	<	0.46	U	<	0.8	U	<	0.8	U	<	0.8	U	<	0.125	U
1,3-Dinitrobenzene	-	0 / 23	<	0.48	U	<	0.48	U	<	0.48	U	<	0.31	U	<	0.22	U	<	0.31	U	<	0.8	U	<	0.8	U	<	0.8	U	<	0.989	U
2,4,6-Trinitrotoluene	-	0 / 23	<	0.48	U	<	0.48	U	<	0.48	U	<	0.31	U	<	0.22	U	<	0.39	U	<	0.8	U	<	1.5	U	<	0.8	U	<	0.29	U
2,4-Dinitrotoluene	-	0 / 23	<	0.48	U	<	0.48	U	<	0.48	U	<	0.6	U	<	0.42	U	<	0.31	U	<	0.8	U	<	1.1	U	<	0.8	U	<	0.233	U
2,6-Dinitrotoluene	-	0 / 23	<	0.48	U	<	0.48	U	<	0.48	U	<	0.6	U	<	0.42	U	<	1.2	U	<	0.8	U	<	1.1	U	<	0.8	U	<	0.2	U
2-Amino-4,6-dinitrotoluene	-	0 / 22	<	0.48	U	<	0.48	U	<	0.48	U	<	0.6	U	<	0.42	U	<	0.48	U	<	0.8	U	<	1	U	<	0.8	U	<	0.173	U
2-Nitrotoluene	-	0 / 18	<	0.48	U	<	0.48	U	<	0.48	U	<	0.6	U	<	0.42	U	<	0.95	U	<	0.8	U	<	1.1	U	<	0.8	U	<	0.319	U
3-Nitrotoluene	-	0 / 18	<	0.48	U	<	0.48	U	<	0.48	U	<	0.6	U	<	0.42	U	<	0.60	U	<	0.8	U	<	1.1	U	<	0.8	U	<	0.514	U
4-Amino-2,6-dinitrotoluene	-	0 / 18	<	0.48	U	<	0.48	U	<	0.48	U	<	0.6	U	<	0.42	U	<	0.81	U	<	0.8	U	<	1	U	<	0.8	U	<	0.309	U
4-Nitrotoluene	-	0 / 18	<	0.48	U	<	0.48	U	<	0.48	U	<	0.98	U	<	0.68	U	<	1.9	U	<	0.8	U	<	1.1	U	<	0.8	U	<	0.368	U
HMX	1.3	2 / 22	<	0.48	U	<	0.48	U	<	0.48	U	<	0.76	U	<	0.53	U	<	1.3	U	1.3	1		<	0.8	U	<	0.8	U	0.663	0.16	
MNX	-	0 / 11	<	0.48	U	<	0.48	U	<	0.48	U	<	0.31	U		NA			NA			NA			NA			NA			NA	
Nitrobenzene	-	0 / 22	<	0.48	U	<	0.48	U	<	0.48	U	<	0.31	U	<	0.22	U	<	0.54	U	<	0.8	U	<	0.8	U	<	0.8	U	<	0.231	U
RDX	2.3	4 / 24	<	0.48	U	<	0.48	U	<	0.48	U	<	0.31	U	<	0.22	U	<	0.77	U	2.3	0.8		<	0.8	U	<	0.8	U	1.89	0.558	
Tetryl	-	0 / 21	<	0.48	U	<	0.48	U	<	0.48	U	<	0.6	U	<	0.42	U	<	1.3	U	<	0.8	U	<	1.3	U	<	0.8	U	<	0.253	U

Notes:
< = less than reporting limit
µg/L = micrograms per liter
HMX = octahydro-1,3,5,7-tetranitro-1,3,5,7-tetrazocine
ID = identification number
J = estimated
LOQ = limit of quantification
MNX = mono-nitroso-RDX
NA = not analyzed
NRL = no reporting limit
Qual = qualifier
RDX = hexahydro-1,3,5-trinitro-1,3,5-triazine
RL = reporting limit
U = nondetect

TABLE E.1.4-11
CORNHUSKER ARMY AMMUNITION PLANT
WELL NW050-EXPLOSIVES

FIELD ID			NW050			NW050			NW050			NW050			NW050			NW050			NW050			NW050		
METHOD	Maximum	Detection	UW51			UW33			UW33			UW32			UW25			3S			99					
COLLECT DATE	Detection	Frequency	12/9/1996			7/16/1994			6/12/1994			8/31/1992			5/30/1991			9/11/1985			11/29/1984					
			Result	RL	Qual	Result	RL	Qual	Result	RL	Qual	Result	RL	Qual	Result	RL	Qual	Result	RL	Qual	Result	RL	Qual			
EXPLOSIVES (µg/L)																										
1,3,5-Trinitrobenzene	-	0 / 23	<	0.125	U	<	0.425	U	<	0.425	U	<	0.449	U	<	0.21	U		NA		<	0.1	U			
1,3-Dinitrobenzene	-	0 / 23	<	0.989	U	<	0.549	U	<	0.549	U	<	0.611	U	<	0.458	U		NA		<	0.1	U			
2,4,6-Trinitrotoluene	-	0 / 23	<	0.29	U	<	0.451	U	<	0.451	U	<	0.635	U	<	0.426	U		NA		<	0.1	U			
2,4-Dinitrotoluene	-	0 / 23	<	0.233	U	<	0.26	U	<	0.26	U	<	0.064	U	<	0.397	U		NA		<	0.1	U			
2,6-Dinitrotoluene	-	0 / 23	<	0.2	U	<	0.26	U	<	0.26	U	<	0.074	U	<	0.6	U		NA		<	0.1	U			
2-Amino-4,6-dinitrotoluene	-	0 / 22	<	0.173	U	<	0.244	U	<	0.244	U	<	0.158	U	<	0.8	U		NA			NA				
2-Nitrotoluene	-	0 / 18	<	0.319	U		NA			NA			NA			NA			NA			NA				
3-Nitrotoluene	-	0 / 18	<	0.514	U		NA			NA			NA			NA			NA			NA				
4-Amino-2,6-dinitrotoluene	-	0 / 18	<	0.309	U		NA			NA			NA			NA			NA			NA				
4-Nitrotoluene	-	0 / 18	<	0.368	U		NA			NA			NA			NA			NA			NA				
HMX	1.3	2 / 22	<	0.16	U	<	0.563	U	<	0.563	U	<	1.21	U	<	5.3	U		NA			NA				
MNX	-	0 / 11		NA			NA			NA			NA			NA			NA			NA				
Nitrobenzene	-	0 / 22	<	0.231	U	<	0.817	U	<	0.817	U	<	0.645	U	<	0.682	U		NA			NA				
RDX	2.3	4 / 24	<	0.558	U	<	0.412	U	<	0.412	U	<	1.17	U	1.37	NRL		<	8.61	U	1.8	NRL				
Tetryl	-	0 / 21	<	0.253	U	<	1.18	U	<	1.18	U		NA		<	0.631	U		NA			NA				

Notes:
< = less than reporting limit
µg/L = micrograms per liter
HMX = octahydro-1,3,5,7-tetranitro-1,3,5,7-tetrazocine
ID = identification number
J = estimated
LOQ = limit of quantification
MNX = mono-nitroso-RDX
NA = not analyzed
NRL = no reporting limit
Qual = qualifier
RDX = hexahydro-1,3,5-trinitro-1,3,5-triazine
RL = reporting limit
U = nondetect

TABLE E.1.4-12
CORNHUSKER ARMY AMMUNITION PLANT
WELL NW051-EXPLOSIVES

FIELD ID			NW051					NW051					NW051					NW051			NW051			NW051			NW051			NW051			NW051		
METHOD	Maximum	Detection	SW846 M8330					SW846 M8330					SW846 M8330					SW846 M8330			SW846 M8330			SW846 M8330			SW846 M8330			SW846 M8330			SW846 M8330		
COLLECT DATE	Detection	Frequency	None					6/10/2020					None					3/7/2013			3/1/2012			3/7/2011			3/11/2010			3/5/2009			3/11/2008		
			Result	Qual	DL	LOD	LOQ	Result	Qual	DL	LOD	LOQ	Result	Qual	DL	LOD	LOQ	Result	RL	Qual	Result	RL	Qual	Result	RL	Qual	Result	RL	Qual	Result	RL	Qual	Result	RL	Qual
EXPLOSIVES (µg/L)																																		
1,3,5-Trinitrobenzene	0.146	1 / 25						<	U	0.088	0.21	0.22						<	0.8	U	<	0.8	U	<	0.8	U	<	1	U	<	0.49	U	<	0.48	U
1,3-Dinitrobenzene	-	0 / 25						<	U	0.038	0.1	0.11						<	0.8	U	<	0.8	U	<	0.8	U	<	0.4	U	<	0.49	U	<	0.48	U
2,4,6-Trinitrotoluene	-	0 / 25						<	U	0.047	0.1	0.11						<	0.8	U	<	0.8	U	<	0.8	U	<	0.4	U	<	0.49	U	<	0.48	U
2,4-Dinitrotoluene	-	0 / 25						<	U	0.029	0.083	0.1						<	0.8	U	<	0.8	U	<	0.8	U	<	0.4	U	<	0.49	U	<	0.48	U
2,6-Dinitrotoluene	-	0 / 25	**Not Sampled**					<	U	0.042	0.083	0.1	**Not Sampled**					<	0.8	U	<	0.8	U	<	0.8	U	<	0.2	U	<	0.49	U	<	0.48	U
2-Amino-4,6-dinitrotoluene	-	0 / 23	**in 2021, 2022**					<	U	0.053	0.1	0.11	**in 2014 through 2019**					<	0.8	U	<	0.8	U	<	0.8	U	<	0.2	U	<	0.49	U	<	0.48	U
2-Nitrotoluene	-	0 / 19						<	U	0.089	0.21	0.22						<	0.8	U	<	0.8	U	<	0.8	U	<	0.4	U	<	0.49	U	<	0.48	U
3-Nitrotoluene	-	0 / 19						<	U	0.2	0.42	0.42						<	0.8	U	<	0.8	U	<	0.8	U	<	0.4	U	<	0.49	U	<	0.48	U
4-Amino-2,6-dinitrotoluene	-	0 / 19						<	U	0.06	0.13	0.16						<	1.4	U	<	1.4	U	<	0.8	U	<	0.2	U	<	0.49	U	<	0.48	U
4-Nitrotoluene	-	0 / 19						<	U	0.1	0.42	0.43						<	0.8	U	<	0.8	U	<	0.8	U	<	1	U	<	0.49	U	<	0.48	U
HMX	5.53	17 / 23						<	U	0.091	0.21	0.22						0.21	0.8	J	0.42	0.8	J	0.34	0.8	J	0.41	0.4		0.63	0.49		<	0.48	U
MNX	-	0 / 11						<	U	0.16	0.42	2.1						<	0.8	U	<	0.8	U	<	0.8	U	<	2	U	<	0.49	U	<	0.48	U
Nitrobenzene	-	0 / 23						<	U	0.095	0.21	0.22						<	0.8	U	<	0.8	U	<	0.8	U	<	0.4	U	<	0.49	U	<	0.48	U
RDX	42.2	15 / 27						<	U	0.054	0.21	0.22						<	0.8	U	<	0.8	U	<	0.8	U	<	0.2	U	<	0.49	U	<	0.48	U
Tetryl	-	0 / 22						<	U	0.033	0.1	0.11						<	1.6	U	<	0.8	U	<	0.8	U	<	0.24	U	<	0.49	U	<	0.48	U

Notes:
< = less than reporting limit
µg/L = micrograms per liter
HMX = octahydro-1,3,5,7-tetranitro-1,3,5,7-tetrazocine
ID = identification number
J = estimated
LOQ = limit of quantification
MNX = mono-nitroso-RDX
NA = not analyzed
NRL = no reporting limit
Qual = qualifier
RDX = hexahydro-1,3,5-trinitro-1,3,5-triazine
RL = reporting limit
U = nondetect

TABLE E.1.4-12
CORNHUSKER ARMY AMMUNITION PLANT
WELL NW051-EXPLOSIVES

FIELD ID			NW051			NW051			NW051			NW051			NW051			NW051			NW051			NW051			NW051			NW051		
METHOD	Maximum	Detection	SW846 M8330			SW846 M8330			SW846 M8330			SW846 M8330			SW846 M8330			SW846 M8330			SW846 M8330			SW846 M8330			SW846 M8330			UW51		
COLLECT DATE	Detection	Frequency	3/9/2007			3/13/2006			3/11/2005			3/12/2004			3/17/2003			3/18/2002			3/20/2001			3/13/2000			3/23/1999			6/14/1998		
			Result	RL	Qual	Result	RL	Qual	Result	RL	Qual	Result	RL	Qual	Result	RL	Qual	Result	RL	Qual	Result	RL	Qual	Result	RL	Qual	Result	RL	Qual	Result	RL	Qual
EXPLOSIVES (µg/L)																																
1,3,5-Trinitrobenzene	0.146	1 / 25	<	0.52	U	<	0.48	U	<	0.48	U	<	0.27	U	<	0.26	U	<	0.33	U	<	0.8	U	<	0.8	U	<	0.8	U	<	1.00	U
1,3-Dinitrobenzene	-	0 / 25	<	0.52	U	<	0.48	U	<	0.48	U	<	0.27	U	<	0.26	U	<	0.22	U	<	0.8	U	<	0.8	U	<	0.8	U	<	0.500	U
2,4,6-Trinitrotoluene	-	0 / 25	<	0.52	U	<	0.48	U	<	0.48	U	<	0.27	U	<	0.26	U	<	0.28	U	<	0.8	U	<	1.5	U	<	0.8	U	<	1.00	U
2,4-Dinitrotoluene	-	0 / 25	<	0.52	U	<	0.48	U	<	0.48	U	<	0.53	U	<	0.5	U	<	0.22	U	<	0.8	U	<	1.1	U	<	0.8	U	<	0.500	U
2,6-Dinitrotoluene	-	0 / 25	<	0.52	U	<	0.48	U	<	0.48	U	<	0.53	U	<	0.5	U	<	0.86	U	<	0.8	U	<	1.1	U	<	0.8	U	<	0.500	U
2-Amino-4,6-dinitrotoluene	-	0 / 23	<	0.52	U	<	0.48	U	<	0.48	U	<	0.53	U	<	0.5	U	<	0.35	U	<	0.8	U	<	1	U	<	0.8	U	<	0.500	U
2-Nitrotoluene	-	0 / 19	<	0.52	U	<	0.48	U	<	0.48	U	<	0.53	U	<	0.5	U	<	0.68	U	<	0.8	U	<	1.1	U	<	0.8	U	<	1.00	U
3-Nitrotoluene	-	0 / 19	<	0.52	U	<	0.48	U	<	0.48	U	<	0.53	U	<	0.5	U	<	0.43	U	<	0.8	U	<	1.1	U	<	0.8	U	<	1.00	U
4-Amino-2,6-dinitrotoluene	-	0 / 19	<	0.52	U	<	0.48	U	<	0.48	U	<	0.53	U	<	0.5	U	<	0.58	U	<	0.8	U	<	1	U	<	0.8	U	<	1.00	U
4-Nitrotoluene	-	0 / 19	<	0.52	U	<	0.48	U	<	0.48	U	<	0.85	U	<	0.81	U	<	1.4	U	<	0.8	U	<	1.1	U	<	0.8	U	<	1.00	U
HMX	5.53	17 / 23	0.86	0.52		<	0.48	U	0.79	0.48		1.6	0.66		1.7	0.63		<	0.94	U	1.3	1		1.6	0.8		1.42	0.8		<	0.500	U
MNX	-	0 / 11	<	0.52	U	<	0.48	U	<	0.48	U	<	0.27	U		NA			NA			NA			NA			NA			NA		
Nitrobenzene	-	0 / 23	<	0.52	U	<	0.48	U	<	0.48	U	<	0.27	U	<	0.26	U	<	0.39	U	<	0.8	U	<	0.8	U	<	0.8	U	<	0.500	U
RDX	42.2	15 / 27	<	0.52	U	<	0.48	U	<	0.48	U	0.47	0.27		0.55	0.26		<	0.55	U	0.98	0.8		3.8	0.8		2.83	0.8		<	1.00	U
Tetryl	-	0 / 22	<	0.52	U	<	0.48	U	<	0.48	U	<	0.53	U	<	0.5	U	<	0.91	U	<	0.8	U	<	1.3	U	<	0.8	U	<	0.500	U

Notes:
< = less than reporting limit
µg/L = micrograms per liter
HMX = octahydro-1,3,5,7-tetranitro-1,3,5,7-tetrazocine
ID = identification number
J = estimated
LOQ = limit of quantification
MNX = mono-nitroso-RDX
NA = not analyzed
NRL = no reporting limit
Qual = qualifier
RDX = hexahydro-1,3,5-trinitro-1,3,5-triazine
RL = reporting limit
U = nondetect

TABLE E.1.4-12
CORNHUSKER ARMY AMMUNITION PLANT
WELL NW051-EXPLOSIVES

FIELD ID			NW051			NW051			NW051			NW051			NW051			NW051			NW051			NW051			NW051			NW051		
METHOD	Maximum	Detection	UW51			UW51			UW33			UW33			UW32			UW25			3S			99			99			99		
COLLECT DATE	Detection	Frequency	10/2/1997			12/9/1996			7/16/1994			6/12/1994			8/31/1992			5/30/1991			9/12/1985			4/16/1985			3/15/1985			11/29/1984		
			Result	RL	Qual	Result	RL	Qual	Result	RL	Qual	Result	RL	Qual	Result	RL	Qual	Result	RL	Qual	Result	RL	Qual	Result	RL	Qual	Result	RL	Qual	Result	RL	Qual
EXPLOSIVES (µg/L)																																
1,3,5-Trinitrobenzene	0.146	1 / 25	0.146	0.125		<	0.125	U	<	0.425	U	<	0.425	U	<	0.449	U	<	0.21	U		NA			NA		<	0.1	U	<	0.1	U
1,3-Dinitrobenzene	-	0 / 25	<	0.989	U	<	0.989	U	<	0.549	U	<	0.549	U	<	0.611	U	<	0.458	U		NA			NA		<	0.1	U	<	0.1	U
2,4,6-Trinitrotoluene	-	0 / 25	<	0.29	U	<	0.29	U	<	0.451	U	<	0.451	U	<	0.635	U	<	0.426	U		NA			NA		<	0.1	U	<	0.1	U
2,4-Dinitrotoluene	-	0 / 25	<	0.233	U	<	0.233	U	<	0.26	U	<	0.26	U	<	0.064	U	<	0.397	U		NA			NA		<	0.1	U	<	0.1	U
2,6-Dinitrotoluene	-	0 / 25	<	0.2	U	<	0.2	U	<	0.26	U	<	0.26	U	<	0.074	U	<	0.6	U		NA			NA		<	0.1	U	<	0.1	U
2-Amino-4,6-dinitrotoluene	-	0 / 23	<	0.173	U	<	0.173	U	<	0.244	U	<	0.244	U	<	0.158	U	<	0.8	U		NA			NA			NA			NA	
2-Nitrotoluene	-	0 / 19	<	0.319	U	<	0.319	U		NA			NA			NA			NA			NA			NA			NA			NA	
3-Nitrotoluene	-	0 / 19	<	0.514	U	<	0.514	U		NA			NA			NA			NA			NA			NA			NA			NA	
4-Amino-2,6-dinitrotoluene	-	0 / 19	<	0.309	U	<	0.309	U		NA			NA			NA			NA			NA			NA			NA			NA	
4-Nitrotoluene	-	0 / 19	<	0.368	U	<	0.368	U		NA			NA			NA			NA			NA			NA			NA			NA	
HMX	5.53	17 / 23	1.44	0.16		1.9	0.16		2.49	NRL		2.85	NRL		5.53	NRL		<	5.3	U		NA			NA			NA			NA	
MNX	-	0 / 11		NA			NA			NA			NA			NA			NA			NA			NA			NA			NA	
Nitrobenzene	-	0 / 23	<	0.231	U	<	0.231	U	<	0.817	U	<	0.817	U	<	0.645	U	<	0.682	U		NA			NA			NA			NA	
RDX	42.2	15 / 27	3.33	0.558		4.12	0.558		3.49	NRL		3.59	NRL		2.48	NRL		0.618	NRL		42.2	NRL		36	NRL		20	NRL		29	NRL	
Tetryl	-	0 / 22	<	0.253	U	<	0.253	U	<	1.18	U	<	1.18	U		NA		<	0.631	U		NA			NA			NA			NA	

Notes:
< = less than reporting limit
µg/L = micrograms per liter
HMX = octahydro-1,3,5,7-tetranitro-1,3,5,7-tetrazocine
ID = identification number
J = estimated
LOQ = limit of quantification
MNX = mono-nitroso-RDX
NA = not analyzed
NRL = no reporting limit
Qual = qualifier
RDX = hexahydro-1,3,5-trinitro-1,3,5-triazine
RL = reporting limit
U = nondetect

TABLE E.1.4-13
CORNHUSKER ARMY AMMUNITION PLANT
WELL NW052-EXPLOSIVES

FIELD ID			NW052					NW052					NW052					NW052			NW052			NW052			NW052			NW052			NW052			NW052		
METHOD	Maximum	Detection	SW846 M8330					SW846 M8330					SW846 M8330					SW846 M8330			SW846 M8330			SW846 M8330			SW846 M8330			SW846 M8330			SW846 M8330			SW846 M8330		
COLLECT DATE	Detection	Frequency	None					6/10/2020					None					3/7/2013			3/11/2010			3/5/2009			3/11/2008			3/9/2007			3/13/2006			3/11/2005		
			Result	Qual	DL	LOD	LOQ	Result	Qual	DL	LOD	LOQ	Result	Qual	DL	LOD	LOQ	Result	RL	Qual	Result	RL	Qual	Result	RL	Qual	Result	RL	Qual	Result	RL	Qual	Result	RL	Qual	Result	RL	Qual
EXPLOSIVES (µg/L)																																					
1,3,5-Trinitrobenzene	-	0 / 22						<	U	0.088	0.21	0.22						<	0.8	U	<	1	U	<	0.49	U	<	0.49	U	<	0.58	U	<	0.48	U	<	0.48	U
1,3-Dinitrobenzene	0.53	1 / 21						<	U	0.039	0.1	0.12						<	0.8	U	<	0.4	U	<	0.49	U	<	0.49	U	<	0.58	U	<	0.48	U	<	0.48	U
2,4,6-Trinitrotoluene	1.48	1 / 22						<	U	0.047	0.1	0.12						<	0.8	U	<	0.4	U	<	0.49	U	<	0.49	U	<	0.58	U	<	0.48	U	<	0.48	U
2,4-Dinitrotoluene	-	0 / 22						<	U	0.029	0.084	0.1						<	0.8	U	<	0.4	U	<	0.49	U	<	0.49	U	<	0.58	U	<	0.48	U	<	0.48	U
2,6-Dinitrotoluene	-	0 / 22	**Not Sampled**					<	U	0.042	0.084	0.1	**Not Sampled**					<	0.8	U	<	0.2	U	<	0.49	U	<	0.49	U	<	0.58	U	<	0.48	U	<	0.48	U
2-Amino-4,6-dinitrotoluene	-	0 / 21	**in 2021, 2022**					<	U	0.053	0.1	0.12	**in 2014 through 2019**					<	0.8	U	<	0.2	U	<	0.49	U	<	0.49	U	<	0.58	U	<	0.48	U	<	0.48	U
2-Nitrotoluene	-	0 / 17						<	U	0.09	0.21	0.22						<	0.8	U	<	0.4	U	<	0.49	U	<	0.49	U	<	0.58	U	<	0.48	U	<	0.48	U
3-Nitrotoluene	-	0 / 17						<	U	0.2	0.42	0.42						<	0.8	U	<	0.4	U	<	0.49	U	<	0.49	U	<	0.58	U	<	0.48	U	<	0.48	U
4-Amino-2,6-dinitrotoluene	-	0 / 17						<	U	0.06	0.13	0.16						<	1.4	U	<	0.2	U	<	0.49	U	<	0.49	U	<	0.58	U	<	0.48	U	<	0.48	U
4-Nitrotoluene	-	0 / 17						<	U	0.1	0.42	0.43						<	0.8	U	<	1	U	<	0.49	U	<	0.49	U	<	0.58	U	<	0.48	U	<	0.48	U
HMX	-	0 / 21						<	U	0.092	0.21	0.22						<	0.8	U	<	0.4	U	<	0.49	U	<	0.49	U	<	0.58	U	<	0.48	U	<	0.48	U
MNX	-	0 / 9						<	U	0.16	0.42	2.1						<	0.8	U	<	2	U	<	0.49	U	<	0.49	U	<	0.58	U	<	0.48	U	<	0.48	U
Nitrobenzene	-	0 / 21						<	U	0.095	0.21	0.22						<	0.8	U	<	0.4	U	<	0.49	U	<	0.49	U	<	0.58	U	<	0.48	U	<	0.48	U
RDX	-	0 / 23						<	U	0.054	0.21	0.22						<	0.8	U	<	0.2	U	<	0.49	U	<	0.49	U	<	0.58	U	<	0.48	U	<	0.48	U
Tetryl	-	0 / 20						<	U	0.033	0.1	0.12						<	1.6	U	<	0.24	U	<	0.49	U	<	0.49	U	<	0.58	U	<	0.48	U	<	0.48	U

Notes:
< = less than reporting limit
µg/L = micrograms per liter
HMX = octahydro-1,3,5,7-tetranitro-1,3,5,7-tetrazocine
ID = identification number
J = estimated
LOQ = limit of quantification
MNX = mono-nitroso-RDX
NA = not analyzed
NRL = no reporting limit
Qual = qualifier
RDX = hexahydro-1,3,5-trinitro-1,3,5-triazine
RL = reporting limit
U = nondetect

TABLE E.1.4-13
CORNHUSKER ARMY AMMUNITION PLANT
WELL NW052-EXPLOSIVES

FIELD ID			NW052			NW052			NW052			NW052			NW052			NW052			NW052			NW052			NW052			NW052			NW052		
METHOD	Maximum	Detection	SW846 M8330			SW846 M8330			SW846 M8330			SW846 M8330			SW846 M8330			SW846 M8330			UW51			UW51			UW51			UW33			UW33			UW32		
COLLECT DATE	Detection	Frequency	3/11/2004			3/17/2003			3/18/2002			3/20/2001			3/13/2000			3/23/1999			6/16/1998			10/2/1997			12/9/1996			7/16/1994			6/11/1994			8/31/1992		
			Result	RL	Qual	Result	RL	Qual	Result	RL	Qual	Result	RL	Qual	Result	RL	Qual	Result	RL	Qual	Result	RL	Qual	Result	RL	Qual	Result	RL	Qual	Result	RL	Qual	Result	RL	Qual	Result	RL	Qual
EXPLOSIVES (µg/L)																																					
1,3,5-Trinitrobenzene	-	0 / 22	<	0.23	U	<	0.2	U	<	0.36	U	<	0.8	U	<	0.8	U	<	0.8	U	<	1.00	U	<	0.125	U	<	0.125	U	<	0.425	U	<	0.425	U	<	0.449	U
1,3-Dinitrobenzene	0.53	1 / 21	<	0.23	U	<	0.2	U	<	0.24	U	<	0.8	U	<	0.8	U	<	0.8	U	<	0.500	U	<	0.989	U	<	0.989	U	0.53	NRL		<	0.549	U		NA	
2,4,6-Trinitrotoluene	1.48	1 / 22	<	0.23	U	<	0.2	U	<	0.30	U	<	0.8	U	<	1.5	U	<	0.8	U	<	1.00	U	<	0.29	U	<	0.29	U	<	0.451	U	<	0.451	U	<	0.635	U
2,4-Dinitrotoluene	-	0 / 22	<	0.45	U	<	0.39	U	<	0.24	U	<	0.8	U	<	1.1	U	<	0.8	U	<	0.500	U	<	0.233	U	<	0.233	U	<	0.26	U	<	0.26	U	<	0.064	U
2,6-Dinitrotoluene	-	0 / 22	<	0.45	U	<	0.39	U	<	0.93	U	<	0.8	U	<	1.1	U	<	0.8	U	<	0.500	U	<	0.2	U	<	0.2	U	<	0.26	U	<	0.26	U	<	0.074	U
2-Amino-4,6-dinitrotoluene	-	0 / 21	<	0.45	U	<	0.39	U	<	0.38	U	<	0.8	U	<	1	U	<	0.8	U	<	0.500	U	<	0.173	U	<	0.173	U	<	0.244	U	<	0.244	U	<	0.158	U
2-Nitrotoluene	-	0 / 17	<	0.45	U	<	0.39	U	<	0.74	U	<	0.8	U	<	1.1	U	<	0.8	U	<	1.00	U	<	0.319	U	<	0.319	U		NA			NA			NA	
3-Nitrotoluene	-	0 / 17	<	0.45	U	<	0.39	U	<	0.46	U	<	0.8	U	<	1.1	U	<	0.8	U	<	1.00	U	<	0.514	U	<	0.514	U		NA			NA			NA	
4-Amino-2,6-dinitrotoluene	-	0 / 17	<	0.45	U	<	0.39	U	<	0.63	U	<	0.8	U	<	1	U	<	0.8	U	<	1.00	U	<	0.309	U	<	0.309	U		NA			NA			NA	
4-Nitrotoluene	-	0 / 17	<	0.73	U	<	0.63	U	<	1.5	U	<	0.8	U	<	1.1	U	<	0.8	U	<	1.00	U	<	0.368	U	<	0.368	U		NA			NA			NA	
HMX	-	0 / 21	<	0.57	U	<	0.49	U	<	1.0	U	<	1	U	<	0.8	U	<	0.8	U	<	0.500	U	<	0.16	U	<	0.16	U	<	0.563	U	<	0.563	U	<	1.21	U
MNX	-	0 / 9	<	0.23	U		NA			NA			NA			NA			NA			NA			NA			NA			NA			NA			NA	
Nitrobenzene	-	0 / 21	<	0.23	U	<	0.2	U	<	0.42	U	<	0.8	U	<	0.8	U	<	0.8	U	<	0.500	U	<	0.231	U	<	0.231	U	<	0.817	U	<	0.817	U	<	0.645	U
RDX	-	0 / 23	<	0.23	U	<	0.2	U	<	0.60	U	<	0.8	U	<	0.8	U	<	0.8	U	<	1.00	U	<	0.558	U	<	0.558	U	<	0.412	U	<	0.412	U	<	1.17	U
Tetryl	-	0 / 20	<	0.45	U	<	0.39	U	<	0.99	U	<	0.8	U	<	1.3	U	<	0.8	U	<	0.500	U	<	0.253	U	<	0.253	U	<	1.18	U	<	1.18	U		NA	

Notes:
< = less than reporting limit
µg/L = micrograms per liter
HMX = octahydro-1,3,5,7-tetranitro-1,3,5,7-tetrazocine
ID = identification number
J = estimated
LOQ = limit of quantification
MNX = mono-nitroso-RDX
NA = not analyzed
NRL = no reporting limit
Qual = qualifier
RDX = hexahydro-1,3,5-trinitro-1,3,5-triazine
RL = reporting limit
U = nondetect

TABLE E.1.4-13
CORNHUSKER ARMY AMMUNITION PLANT
WELL NW052-EXPLOSIVES

FIELD ID			NW052			NW052			NW052		
METHOD	Maximum	Detection	UW25			3S			99		
COLLECT DATE	Detection	Frequency	6/3/1991			9/10/1985			11/29/1984		
			Result	RL	Qual	Result	RL	Qual	Result	RL	Qual
EXPLOSIVES (µg/L)											
1,3,5-Trinitrobenzene	-	0 / 22	<	0.21	U		NA		<	0.1	U
1,3-Dinitrobenzene	0.53	1 / 21	<	0.458	U		NA		<	0.1	U
2,4,6-Trinitrotoluene	1.48	1 / 22	1.48	NRL			NA		<	0.1	U
2,4-Dinitrotoluene	-	0 / 22	<	0.397	U		NA		<	0.1	U
2,6-Dinitrotoluene	-	0 / 22	<	0.6	U		NA		<	0.1	U
2-Amino-4,6-dinitrotoluene	-	0 / 21	<	0.8	U		NA			NA	
2-Nitrotoluene	-	0 / 17		NA			NA			NA	
3-Nitrotoluene	-	0 / 17		NA			NA			NA	
4-Amino-2,6-dinitrotoluene	-	0 / 17		NA			NA			NA	
4-Nitrotoluene	-	0 / 17		NA			NA			NA	
HMX	-	0 / 21	<	5.3	U		NA			NA	
MNX	-	0 / 9		NA			NA			NA	
Nitrobenzene	-	0 / 21	<	0.682	U		NA			NA	
RDX	-	0 / 23	<	0.416	U	<	8.61	U	<	0.1	U
Tetryl	-	0 / 20	<	1.33	U		NA			NA	

Notes:
< = less than reporting limit
µg/L = micrograms per liter
HMX = octahydro-1,3,5,7-tetranitro-1,3,5,7-tetrazocine
ID = identification number
J = estimated
LOQ = limit of quantification
MNX = mono-nitroso-RDX
NA = not analyzed
NRL = no reporting limit
Qual = qualifier
RDX = hexahydro-1,3,5-trinitro-1,3,5-triazine
RL = reporting limit
U = nondetect

TABLE E.1.4-14
CORNHUSKER ARMY AMMUNITION PLANT
WELL NW060-EXPLOSIVES

FIELD ID			NW060					NW060					NW060					NW060			NW060			NW060			NW060			NW060			NW060		
METHOD	Maximum	Detection	SW846 M8330					SW846 M8330					SW846 M8330					SW846 M8330			SW846 M8330			SW846 M8330			SW846 M8330			SW846 M8330			SW846 M8330		
COLLECT DATE	Detection	Frequency	5/12/2022					5/19/2021					6/10/2020					None			3/7/2013			3/2/2012			3/4/2011			3/10/2010			3/6/2009		
			Result	Qual	DL	LOD	LOQ	Result	Qual	DL	LOD	LOQ	Result	Qual	DL	LOD	LOQ	Result	RL	Qual	Result	RL	Qual	Result	RL	Qual	Result	RL	Qual	Result	RL	Qual	Result	RL	Qual
EXPLOSIVES (µg/L)																																		
1,3,5-Trinitrobenzene	-	0 / 22	<	U	0.086	0.2	0.22	<	U	0.083	0.2	0.21	<	U	0.088	0.21	0.22				<	0.8	U	<	0.8	U	<	0.8	U	<	1	U	<	0.48	U
1,3-Dinitrobenzene	-	0 / 22	<	U	0.038	0.1	0.11	<	U	0.036	0.099	0.11	<	U	0.039	0.1	0.12				<	0.8	U	<	0.8	U	<	0.8	U	<	0.41	U	<	0.48	U
2,4,6-Trinitrotoluene	-	0 / 22	<	U	0.046	0.1	0.11	<	U	0.045	0.099	0.11	<	U	0.047	0.1	0.12				<	0.8	U	<	0.8	U	<	0.8	U	<	0.41	U	<	0.48	U
2,4-Dinitrotoluene	-	0 / 22	<	U	0.028	0.082	0.1	<	U	0.027	0.079	0.099	<	U	0.029	0.084	0.1				<	0.8	U	<	0.8	U	<	0.8	U	<	0.41	U	<	0.48	U
2,6-Dinitrotoluene	-	0 / 22	<	U	0.041	0.082	0.1	<	U	0.04	0.079	0.099	<	U	0.042	0.084	0.1	**Not Sampled**			<	0.8	U	<	0.8	U	<	0.8	U	<	0.2	U	<	0.48	U
2-Amino-4,6-dinitrotoluene	-	0 / 21	<	U	0.052	0.1	0.11	<	U	0.05	0.099	0.11	<	U	0.053	0.1	0.12	**in 2014 through 2019**			<	0.8	U	<	0.8	U	<	0.8	U	<	0.2	U	<	0.48	U
2-Nitrotoluene	-	0 / 17	<	U	0.088	0.2	0.22	<	U	0.085	0.2	0.21	<	U	0.09	0.21	0.22				<	0.8	U	<	0.8	U	<	0.8	U	<	0.41	U	<	0.48	U
3-Nitrotoluene	-	0 / 17	<	U	0.2	0.41	0.41	<	U	0.19	0.4	0.4	<	U	0.2	0.42	0.42				<	0.8	U	<	0.8	U	<	0.8	U	<	0.41	U	<	0.48	U
4-Amino-2,6-dinitrotoluene	-	0 / 17	<	U	0.059	0.12	0.15	<	U	0.057	0.12	0.15	<	U	0.06	0.13	0.16				<	1.4	U	<	1.4	U	<	0.8	U	<	0.2	U	<	0.48	U
4-Nitrotoluene	-	0 / 17	<	U	0.1	0.41	0.42	<	U	0.099	0.4	0.41	<	U	0.1	0.42	0.43				<	0.8	U	<	0.8	U	<	0.8	U	<	1	U	<	0.48	U
HMX	-	0 / 21	<	U	0.09	0.2	0.22	<	U	0.087	0.2	0.21	<	U	0.092	0.21	0.22				<	0.8	U	<	0.8	U	<	0.8	U	<	0.41	U	<	0.48	U
MNX	-	0 / 9	<	U	0.16	0.41	2	<	U	0.15	0.4	2	<	U	0.16	0.42	2.1				<	0.8	U	<	0.8	U	<	0.8	U	<	2	U	<	0.48	U
Nitrobenzene	-	0 / 21	<	U	0.093	0.2	0.22	<	U	0.09	0.2	0.21	<	U	0.095	0.21	0.22				<	0.8	U	<	0.8	U	<	0.8	U	<	0.41	U	<	0.48	U
RDX	-	0 / 22	<	U	0.053	0.2	0.22	<	U	0.051	0.2	0.21	<	U	0.054	0.21	0.22				<	0.8	U	<	0.8	U	<	0.8	U	<	0.2	U	<	0.48	U
Tetryl	-	0 / 20	<	U	0.033	0.1	0.11	<	U	0.031	0.099	0.11	<	U	0.033	0.1	0.12				<	1.6	U	<	0.8	U	<	0.8	U	<	0.24	U	<	0.48	U

Notes:
< = less than reporting limit
µg/L = micrograms per liter
HMX = octahydro-1,3,5,7-tetranitro-1,3,5,7-tetrazocine
ID = identification number
J = estimated
LOQ = limit of quantification
MNX = mono-nitroso-RDX
NA = not analyzed
NRL = no reporting limit
Qual = qualifier
RDX = hexahydro-1,3,5-trinitro-1,3,5-triazine
RL = reporting limit
U = nondetect

TABLE E.1.4-14
CORNHUSKER ARMY AMMUNITION PLANT
WELL NW060-EXPLOSIVES

FIELD ID			NW060			NW060			NW060			NW060			NW060			NW060			NW060			NW060			NW060			NW060		
METHOD	Maximum	Detection	SW846 M8330			SW846 M8330			SW846 M8330			SW846 M8330			SW846 M8330			SW846 M8330			SW846 M8330			UW51			UW51			UW51		
COLLECT DATE	Detection	Frequency	3/6/2008			None			3/14/2003			3/18/2002			3/20/2001			3/10/2000			3/23/1999			6/14/1998			10/2/1997			12/9/1996		
			Result	RL	Qual	Result	RL	Qual	Result	RL	Qual	Result	RL	Qual	Result	RL	Qual	Result	RL	Qual	Result	RL	Qual	Result	RL	Qual	Result	RL	Qual	Result	RL	Qual
EXPLOSIVES (µg/L)																																
1,3,5-Trinitrobenzene	-	0 / 22	<	0.47	U				<	0.3	U	<	0.46	U	<	0.8	U	<	0.8	U	<	0.8	U	<	1.00	U	<	0.125	U	<	0.125	U
1,3-Dinitrobenzene	-	0 / 22	<	0.47	U				<	0.2	U	<	0.31	U	<	0.8	U	<	0.8	U	<	0.8	U	<	0.500	U	<	0.989	U	<	0.989	U
2,4,6-Trinitrotoluene	-	0 / 22	<	0.47	U				<	0.25	U	<	0.38	U	<	0.8	U	<	1.5	U	<	0.8	U	<	1.00	U	<	0.29	U	<	0.29	U
2,4-Dinitrotoluene	-	0 / 22	<	0.47	U				<	0.2	U	<	0.31	U	<	0.8	U	<	1.1	U	<	0.8	U	<	0.500	U	<	0.233	U	<	0.233	U
2,6-Dinitrotoluene	-	0 / 22	<	0.47	U	**Not Sampled**			<	0.79	U	<	1.2	U	<	0.8	U	<	1.1	U	<	0.8	U	<	0.500	U	<	0.2	U	<	0.2	U
2-Amino-4,6-dinitrotoluene	-	0 / 21	<	0.47	U	**in 2004, 2005, 2006,**			<	0.32	U	<	0.48	U	<	0.8	U	<	1	U	<	0.8	U	<	0.500	U	<	0.173	U	<	0.173	U
2-Nitrotoluene	-	0 / 17	<	0.47	U	**2007**			<	0.62	U	<	0.94	U	<	0.8	U	<	1.1	U	<	0.8	U	<	1.00	U	<	0.319	U	<	0.319	U
3-Nitrotoluene	-	0 / 17	<	0.47	U	**Well Dry**			<	0.39	U	<	0.59	U	<	0.8	U	<	1.1	U	<	0.8	U	<	1.00	U	<	0.514	U	<	0.514	U
4-Amino-2,6-dinitrotoluene	-	0 / 17	<	0.47	U				<	0.53	U	<	0.81	U	<	0.8	U	<	1	U	<	0.8	U	<	1.00	U	<	0.309	U	<	0.309	U
4-Nitrotoluene	-	0 / 17	<	0.47	U				<	1.3	U	<	1.9	U	<	0.8	U	<	1.1	U	<	0.8	U	<	1.00	U	<	0.368	U	<	0.368	U
HMX	-	0 / 21	<	0.47	U				<	0.86	U	<	1.3	U	<	1	U	<	0.8	U	<	0.8	U	<	0.500	U	<	0.16	U	<	0.16	U
MNX	-	0 / 9	<	0.47	U					NA			NA			NA			NA			NA			NA			NA			NA	
Nitrobenzene	-	0 / 21	<	0.47	U				<	0.35	U	<	0.54	U	<	0.8	U	<	0.8	U	<	0.8	U	<	0.500	U	<	0.231	U	<	0.231	U
RDX	-	0 / 22	<	0.47	U				<	0.51	U	<	0.77	U	<	0.8	U	<	0.8	U	<	0.8	U	<	1.00	U	<	0.558	U	<	0.558	U
Tetryl	-	0 / 20	<	0.47	U				<	0.84	U	<	1.3	U	<	0.8	U	<	1.3	U	<	0.8	U	<	0.500	U	<	0.253	U	<	0.253	U

Notes:
< = less than reporting limit
µg/L = micrograms per liter
HMX = octahydro-1,3,5,7-tetranitro-1,3,5,7-tetrazocine
ID = identification number
J = estimated
LOQ = limit of quantification
MNX = mono-nitroso-RDX
NA = not analyzed
NRL = no reporting limit
Qual = qualifier
RDX = hexahydro-1,3,5-trinitro-1,3,5-triazine
RL = reporting limit
U = nondetect

TABLE E.1.4-14
CORNHUSKER ARMY AMMUNITION PLANT
WELL NW060-EXPLOSIVES

FIELD ID			NW060			NW060			NW060			NW060			NW060		
METHOD	Maximum	Detection	UW33			UW33			UW32			UW25			99		
COLLECT DATE	Detection	Frequency	7/15/1994			6/12/1994			8/22/1992			5/30/1991			11/29/1984		
			Result	RL	Qual	Result	RL	Qual	Result	RL	Qual	Result	RL	Qual	Result	RL	Qual
EXPLOSIVES (µg/L)																	
1,3,5-Trinitrobenzene	-	0 / 22	<	0.425	U	<	0.425	U	<	0.449	U	<	0.21	U	<	0.1	U
1,3-Dinitrobenzene	-	0 / 22	<	0.549	U	<	0.549	U	<	0.611	U	<	0.458	U	<	0.1	U
2,4,6-Trinitrotoluene	-	0 / 22	<	0.451	U	<	0.451	U	<	0.635	U	<	0.426	U	<	0.1	U
2,4-Dinitrotoluene	-	0 / 22	<	0.26	U	<	0.26	U	<	0.064	U	<	0.397	U	<	0.1	U
2,6-Dinitrotoluene	-	0 / 22	<	0.26	U	<	0.26	U	<	0.074	U	<	0.6	U	<	0.1	U
2-Amino-4,6-dinitrotoluene	-	0 / 21	<	0.244	U	<	0.244	U	<	0.158	U	<	0.8	U		NA	
2-Nitrotoluene	-	0 / 17		NA			NA			NA			NA			NA	
3-Nitrotoluene	-	0 / 17		NA			NA			NA			NA			NA	
4-Amino-2,6-dinitrotoluene	-	0 / 17		NA			NA			NA			NA			NA	
4-Nitrotoluene	-	0 / 17		NA			NA			NA			NA			NA	
HMX	-	0 / 21	<	0.563	U	<	0.563	U	<	1.21	U	<	0.533	U		NA	
MNX	-	0 / 9		NA			NA			NA			NA			NA	
Nitrobenzene	-	0 / 21	<	0.817	U	<	0.817	U	<	0.645	U	<	0.682	U		NA	
RDX	-	0 / 22	<	0.412	U	<	0.412	U	<	1.17	U	<	0.416	U	<	0.1	U
Tetryl	-	0 / 20	<	1.18	U	<	1.18	U		NA		<	0.631	U		NA	

Notes:
< = less than reporting limit
µg/L = micrograms per liter
HMX = octahydro-1,3,5,7-tetranitro-1,3,5,7-tetrazocine
ID = identification number
J = estimated
LOQ = limit of quantification
MNX = mono-nitroso-RDX
NA = not analyzed
NRL = no reporting limit
Qual = qualifier
RDX = hexahydro-1,3,5-trinitro-1,3,5-triazine
RL = reporting limit
U = nondetect

TABLE E.1.4-15
CORNHUSKER ARMY AMMUNITION PLANT
WELL NW061-EXPLOSIVES

FIELD ID			NW061					NW061					NW061					NW061			NW061			NW061			NW061			NW061			NW061		
METHOD	Maximum	Detection	SW846 M8330					SW846 M8330					SW846 M8330					SW846 M8330			SW846 M8330			SW846 M8330			SW846 M8330			SW846 M8330			SW846 M8330		
COLLECT DATE	Detection	Frequency	5/12/2022					5/19/2021					6/10/2020					None			3/12/2013			3/2/2012			3/4/2011			3/11/2010			3/6/2009		
			Result	Qual	DL	LOD	LOQ	Result	Qual	DL	LOD	LOQ	Result	Qual	DL	LOD	LOQ	Result	RL	Qual	Result	RL	Qual	Result	RL	Qual	Result	RL	Qual	Result	RL	Qual	Result	RL	Qual
EXPLOSIVES (µg/L)																																		
1,3,5-Trinitrobenzene	-	0 / 26	<	U	0.089	0.21	0.22	<	U	0.082	0.19	0.2	<	U	0.088	0.21	0.22				<	0.8	U	<	0.8	U	<	0.8	U	<	1	U	<	0.48	U
1,3-Dinitrobenzene	0.753	1 / 26	<	U	0.039	0.11	0.12	<	U	0.036	0.097	0.11	<	U	0.039	0.1	0.12				<	0.8	U	<	0.8	U	<	0.8	U	<	0.4	U	<	0.48	U
2,4,6-Trinitrotoluene	-	0 / 26	<	U	0.048	0.11	0.12	<	U	0.044	0.097	0.11	<	U	0.047	0.1	0.12				<	0.8	U	<	0.8	U	<	0.8	U	<	0.4	U	<	0.48	U
2,4-Dinitrotoluene	-	0 / 26	<	U	0.029	0.085	0.11	<	U	0.027	0.078	0.097	<	U	0.029	0.084	0.1				<	0.8	U	<	0.8	U	<	0.8	U	<	0.4	U	<	0.48	U
2,6-Dinitrotoluene	-	0 / 26	<	U	0.043	0.085	0.11	<	U	0.039	0.078	0.097	<	U	0.042	0.084	0.1	**Not Sampled**			<	0.8	U	<	0.8	U	<	0.8	U	<	0.2	U	<	0.48	U
2-Amino-4,6-dinitrotoluene	-	0 / 25	<	U	0.054	0.11	0.12	<	U	0.049	0.097	0.11	<	U	0.053	0.1	0.12	**in 2014 through 2019**			<	0.8	U	<	0.8	U	<	0.8	U	<	0.2	U	<	0.48	U
2-Nitrotoluene	-	0 / 21	<	U	0.091	0.21	0.22	<	U	0.083	0.19	0.2	<	U	0.09	0.21	0.22				<	0.8	U	<	0.8	U	<	0.8	U	<	0.4	U	<	0.48	U
3-Nitrotoluene	-	0 / 21	<	U	0.21	0.42	0.42	<	U	0.19	0.39	0.39	<	U	0.2	0.42	0.42				<	0.8	U	<	0.8	U	<	0.8	U	<	0.4	U	<	0.48	U
4-Amino-2,6-dinitrotoluene	-	0 / 21	<	U	0.061	0.13	0.16	<	U	0.056	0.12	0.15	<	U	0.06	0.13	0.16				<	1.4	U	<	1.4	U	<	0.8	U	<	0.2	U	<	0.48	U
4-Nitrotoluene	-	0 / 21	<	U	0.11	0.42	0.44	<	U	0.097	0.39	0.4	<	U	0.1	0.42	0.43				<	0.8	U	<	0.8	U	<	0.8	U	<	1	U	<	0.48	U
HMX	-	0 / 25	<	U	0.093	0.21	0.22	<	U	0.085	0.19	0.2	<	U	0.092	0.21	0.22				<	0.8	U	<	0.8	U	<	0.8	U	<	0.4	U	<	0.48	UJ
MNX	-	0 / 13	<	U	0.16	0.42	2.1	<	U	0.15	0.39	1.9	<	U	0.16	0.42	2.1				<	0.8	U	<	0.8	U	<	0.8	U	<	2	U	<	0.48	U
Nitrobenzene	-	0 / 25	<	U	0.097	0.21	0.22	<	U	0.088	0.19	0.2	<	U	0.095	0.21	0.22				<	0.8	U	<	0.8	U	<	0.8	U	<	0.4	U	<	0.48	U
RDX	0.4	2 / 26	<	U	0.055	0.21	0.22	<	U	0.05	0.19	0.2	<	U	0.054	0.21	0.22				<	0.8	U	<	0.8	U	<	0.8	U	<	0.2	U	<	0.48	U
Tetryl	-	0 / 24	<	U	0.034	0.11	0.12	<	U	0.031	0.097	0.11	<	U	0.033	0.1	0.12				<	1.6	U	<	0.8	U	<	0.8	U	<	0.24	U	<	0.48	U

Notes:
< = less than reporting limit
µg/L = micrograms per liter
HMX = octahydro-1,3,5,7-tetranitro-1,3,5,7-tetrazocine
ID = identification number
J = estimated
LOQ = limit of quantification
MNX = mono-nitroso-RDX
NA = not analyzed
NRL = no reporting limit
Qual = qualifier
RDX = hexahydro-1,3,5-trinitro-1,3,5-triazine
RL = reporting limit
U = nondetect

TABLE E.1.4-15
CORNHUSKER ARMY AMMUNITION PLANT
WELL NW061-EXPLOSIVES

FIELD ID			NW061			NW061			NW061			NW061			NW061			NW061			NW061			NW061			NW061			NW061			NW061		
METHOD	Maximum	Detection	SW846 M8330			SW846 M8330			SW846 M8330			SW846 M8330			SW846 M8330			SW846 M8330			SW846 M8330			SW846 M8330			SW846 M8330			SW846 M8330			SW846 M8330		
COLLECT DATE	Detection	Frequency	3/6/2008			3/8/2007			3/13/2006			3/14/2005			3/11/2004			3/14/2003			3/18/2002			3/20/2001			3/10/2000			3/23/1999					
			Result	RL	Qual	Result	RL	Qual	Result	RL	Qual	Result	RL	Qual	Result	RL	Qual	Result	RL	Qual	Result	RL	Qual	Result	RL	Qual	Result	RL	Qual	Result	RL	Qual			
EXPLOSIVES (µg/L)																																		
1,3,5-Trinitrobenzene	-	0 / 26	<	0.48	U	<	0.55	U	<	0.48	U	<	0.48	U	<	0.16	U	<	0.24	U	<	0.44	U	<	0.8	U	<	0.8	U	<	0.8	U			
1,3-Dinitrobenzene	0.753	1 / 26	<	0.48	U	<	0.55	U	<	0.48	U	<	0.48	U	<	0.16	U	<	0.16	U	<	0.29	U	<	0.8	U	<	0.8	U	<	0.8	U			
2,4,6-Trinitrotoluene	-	0 / 26	<	0.48	U	<	0.55	U	<	0.48	U	<	0.48	U	<	0.16	U	<	0.2	U	<	0.37	U	<	0.8	U	<	1.5	U	<	0.8	U			
2,4-Dinitrotoluene	-	0 / 26	<	0.48	U	<	0.55	U	<	0.48	U	<	0.48	U	<	0.31	U	<	0.16	U	<	0.29	U	<	0.8	U	<	1.1	U	<	0.8	U			
2,6-Dinitrotoluene	-	0 / 26	<	0.48	U	<	0.55	U	<	0.48	U	<	0.48	U	<	0.31	U	<	0.62	U	<	1.1	U	<	0.8	U	<	1.1	U	<	0.8	U			
2-Amino-4,6-dinitrotoluene	-	0 / 25	<	0.48	U	<	0.55	U	<	0.48	U	<	0.48	U	<	0.31	U	<	0.25	U	<	0.46	U	<	0.8	U	<	1	U	<	0.8	U			
2-Nitrotoluene	-	0 / 21	<	0.48	U	<	0.55	U	<	0.48	U	<	0.48	U	<	0.31	U	<	0.49	U	<	0.90	U	<	0.8	U	<	1.1	U	<	0.8	U			
3-Nitrotoluene	-	0 / 21	<	0.48	U	<	0.55	U	<	0.48	U	<	0.48	U	<	0.31	U	<	0.31	U	<	0.57	U	<	0.8	U	<	1.1	U	<	0.8	U			
4-Amino-2,6-dinitrotoluene	-	0 / 21	<	0.48	U	<	0.55	U	<	0.48	U	<	0.48	U	<	0.31	U	<	0.42	U	<	0.77	U	<	0.8	U	<	1	U	<	0.8	U			
4-Nitrotoluene	-	0 / 21	<	0.48	U	<	0.55	U	<	0.48	U	<	0.48	U	<	0.5	U	<	1	U	<	1.8	U	<	0.8	U	<	1.1	U	<	0.8	U			
HMX	-	0 / 25	<	0.48	U	<	0.55	U	<	0.48	U	<	0.48	U	<	0.39	U	<	0.68	U	<	1.2	U	<	1	U	<	0.8	U	<	0.8	U			
MNX	-	0 / 13	<	0.48	U	<	0.55	U	<	0.48	U	<	0.48	U	<	0.16	U		NA			NA			NA			NA			NA				
Nitrobenzene	-	0 / 25	<	0.48	U	<	0.55	U	<	0.48	U	<	0.48	U	<	0.16	U	<	0.28	U	<	0.51	U	<	0.8	U	<	0.8	U	<	0.8	U			
RDX	0.4	2 / 26	<	0.48	U	<	0.55	U	<	0.48	U	<	0.48	U	<	0.16	U	0.28	0.4	J	<	0.73	U	<	0.8	U	<	0.8	U	<	0.8	U			
Tetryl	-	0 / 24	<	0.48	U	<	0.55	U	<	0.48	U	<	0.48	U	<	0.31	U	<	0.66	U	<	1.2	U	<	0.8	U	<	1.3	U	<	0.8	U			

Notes:
< = less than reporting limit
µg/L = micrograms per liter
HMX = octahydro-1,3,5,7-tetranitro-1,3,5,7-tetrazocine
ID = identification number
J = estimated
LOQ = limit of quantification
MNX = mono-nitroso-RDX
NA = not analyzed
NRL = no reporting limit
Qual = qualifier
RDX = hexahydro-1,3,5-trinitro-1,3,5-triazine
RL = reporting limit
U = nondetect

TABLE E.1.4-15
CORNHUSKER ARMY AMMUNITION PLANT
WELL NW061-EXPLOSIVES

FIELD ID			NW061			NW061			NW061			NW061			NW061			NW061			NW061			NW061		
METHOD	Maximum	Detection	UW51			UW51			UW51			UW33			UW33			UW32			UW25			99		
COLLECT DATE	Detection	Frequency	6/14/1998			10/2/1997			12/9/1996			7/15/1994			6/12/1994			8/22/1992			5/30/1991			11/29/1984		
			Result	RL	Qual	Result	RL	Qual	Result	RL	Qual	Result	RL	Qual	Result	RL	Qual	Result	RL	Qual	Result	RL	Qual	Result	RL	Qual
EXPLOSIVES (µg/L)																										
1,3,5-Trinitrobenzene	-	0 / 26	<	1.00	U	<	0.125	U	<	0.125	U	<	0.425	U	<	0.425	U	<	0.449	U	<	0.21	U	<	0.1	U
1,3-Dinitrobenzene	0.753	1 / 26	<	0.500	U	<	0.989	U	<	0.989	U	<	0.549	U	0.753	NRL		<	0.611	U	<	0.458	U	<	0.1	U
2,4,6-Trinitrotoluene	-	0 / 26	<	1.00	U	<	0.29	U	<	0.29	U	<	0.451	U	<	0.451	U	<	0.635	U	<	0.426	U	<	0.1	U
2,4-Dinitrotoluene	-	0 / 26	<	0.500	U	<	0.233	U	<	0.233	U	<	0.26	U	<	0.26	U	<	0.064	U	<	0.397	U	<	0.1	U
2,6-Dinitrotoluene	-	0 / 26	<	0.500	U	<	0.2	U	<	0.2	U	<	0.26	U	<	0.26	U	<	0.074	U	<	0.6	U	<	0.1	U
2-Amino-4,6-dinitrotoluene	-	0 / 25	<	0.500	U	<	0.173	U	<	0.173	U	<	0.244	U	<	0.244	U	<	0.158	U	<	0.8	U		NA	
2-Nitrotoluene	-	0 / 21	<	1.00	U	<	0.319	U	<	0.319	U		NA			NA			NA			NA			NA	
3-Nitrotoluene	-	0 / 21	<	1.00	U	<	0.514	U	<	0.514	U		NA			NA			NA			NA			NA	
4-Amino-2,6-dinitrotoluene	-	0 / 21	<	1.00	U	<	0.309	U	<	0.309	U		NA			NA			NA			NA			NA	
4-Nitrotoluene	-	0 / 21	<	1.00	U	<	0.368	U	<	0.368	U		NA			NA			NA			NA			NA	
HMX	-	0 / 25	<	0.500	U	<	0.16	U	<	0.16	U	<	0.563	U	<	0.563	U	<	1.21	U	<	5.3	U		NA	
MNX	-	0 / 13		NA			NA			NA			NA			NA			NA			NA			NA	
Nitrobenzene	-	0 / 25	<	0.500	U	<	0.231	U	<	0.231	U	<	0.817	U	<	0.817	U	<	0.645	U	<	0.682	U		NA	
RDX	0.4	2 / 26	<	1.00	U	<	0.558	U	<	0.558	U	<	0.412	U	<	0.412	U	<	1.17	U	<	4.2	U	0.4	NRL	
Tetryl	-	0 / 24	<	0.500	U	<	0.253	U	<	0.253	U	<	1.18	U	<	1.18	U		NA		<	0.631	U		NA	

Notes:
< = less than reporting limit
µg/L = micrograms per liter
HMX = octahydro-1,3,5,7-tetranitro-1,3,5,7-tetrazocine
ID = identification number
J = estimated
LOQ = limit of quantification
MNX = mono-nitroso-RDX
NA = not analyzed
NRL = no reporting limit
Qual = qualifier
RDX = hexahydro-1,3,5-trinitro-1,3,5-triazine
RL = reporting limit
U = nondetect

TABLE E.1.4-16
CORNHUSKER ARMY AMMUNITION PLANT
WELL NW062-EXPLOSIVES

FIELD ID			NW062					NW062					NW062					NW062			NW062			NW062			NW062			NW062			NW062		
METHOD	Maximum	Detection	SW846 M8330					SW846 M8330					SW846 M8330					SW846 M8330			SW846 M8330			SW846 M8330			SW846 M8330			SW846 M8330			SW846 M8330		
COLLECT DATE	Detection	Frequency	5/12/2022					5/19/2021					6/10/2020					None			3/7/2013			3/2/2012			3/4/2011			3/11/2010			3/6/2009		
			Result	Qual	DL	LOD	LOQ	Result	Qual	DL	LOD	LOQ	Result	Qual	DL	LOD	LOQ	Result	RL	Qual	Result	RL	Qual	Result	RL	Qual	Result	RL	Qual	Result	RL	Qual	Result	RL	Qual
EXPLOSIVES (µg/L)																																		
1,3,5-Trinitrobenzene	-	0 / 26	<	U	0.088	0.21	0.22	<	U	0.08	0.19	0.2	<	U	0.09	0.21	0.22				<	0.8	U	<	0.8	U	<	0.8	U	<	0.99	U	<	0.48	U
1,3-Dinitrobenzene	0.564	1 / 26	<	U	0.039	0.1	0.12	<	U	0.035	0.095	0.1	<	U	0.039	0.11	0.12				<	0.8	U	<	0.8	U	<	0.8	U	<	0.4	U	<	0.48	U
2,4,6-Trinitrotoluene	-	0 / 26	<	U	0.047	0.1	0.12	<	U	0.043	0.095	0.1	<	U	0.048	0.11	0.12				<	0.8	U	<	0.8	U	<	0.8	U	<	0.4	U	<	0.48	U
2,4-Dinitrotoluene	-	0 / 26	<	U	0.029	0.084	0.1	<	U	0.026	0.076	0.095	<	U	0.029	0.086	0.11				<	0.8	U	<	0.8	U	<	0.8	U	<	0.4	U	<	0.48	U
2,6-Dinitrotoluene	-	0 / 26	<	U	0.042	0.084	0.1	<	U	0.038	0.076	0.095	<	U	0.043	0.086	0.11	**Not Sampled**			<	0.8	U	<	0.8	U	<	0.8	U	<	0.2	U	<	0.48	U
2-Amino-4,6-dinitrotoluene	-	0 / 25	<	U	0.053	0.1	0.12	<	U	0.048	0.095	0.1	<	U	0.054	0.11	0.12	**in 2014 through 2019**			<	0.8	U	<	0.8	U	<	0.8	U	<	0.2	U	<	0.48	U
2-Nitrotoluene	-	0 / 21	<	U	0.089	0.21	0.22	<	UJ	0.081	0.19	0.2	<	U	0.091	0.21	0.22				<	0.8	U	<	0.8	U	<	0.8	U	<	0.4	U	<	0.48	U
3-Nitrotoluene	-	0 / 21	<	UJ	0.2	0.42	0.42	<	UJ	0.19	0.38	0.38	<	U	0.21	0.43	0.43				<	0.8	U	<	0.8	U	<	0.8	U	<	0.4	U	<	0.48	U
4-Amino-2,6-dinitrotoluene	-	0 / 21	<	U	0.06	0.13	0.16	<	U	0.055	0.11	0.14	<	U	0.062	0.13	0.16				<	1.4	U	<	1.4	U	<	0.8	U	<	0.2	U	<	0.48	U
4-Nitrotoluene	0.13 J	1 / 21	<	U	0.1	0.42	0.43	<	U	0.095	0.38	0.39	0.13	J	0.11	0.43	0.44				<	0.8	U	<	0.8	U	<	0.8	U	<	0.99	U	<	0.48	U
HMX	-	0 / 25	<	U	0.092	0.21	0.22	<	U	0.083	0.19	0.2	<	U	0.094	0.21	0.22				<	0.8	UJ	<	0.8	U	<	0.8	U	<	0.4	U	<	0.48	UJ
MNX	-	0 / 13	<	U	0.16	0.42	2.1	<	U	0.15	0.38	1.9	<	U	0.16	0.43	2.1				<	0.8	U	<	0.8	U	<	0.8	U	<	2	U	<	0.48	U
Nitrobenzene	-	0 / 25	<	U	0.095	0.21	0.22	<	U	0.087	0.19	0.2	<	U	0.097	0.21	0.22				<	0.8	U	<	0.8	U	<	0.8	U	<	0.4	U	<	0.48	U
RDX	0.43 J	1 / 26	<	U	0.054	0.21	0.22	<	U	0.049	0.19	0.2	<	U	0.055	0.21	0.22				<	0.8	U	<	0.8	U	<	0.8	U	<	0.2	U	<	0.48	U
Tetryl	1.34	1 / 24	<	U	0.033	0.1	0.12	<	U	0.03	0.095	0.1	<	U	0.034	0.11	0.12				<	1.6	U	<	0.8	U	<	0.8	U	<	0.24	U	<	0.48	U

Notes:
< = less than reporting limit
µg/L = micrograms per liter
HMX = octahydro-1,3,5,7-tetranitro-1,3,5,7-tetrazocine
ID = identification number
J = estimated
LOQ = limit of quantification
MNX = mono-nitroso-RDX
NA = not analyzed
NRL = no reporting limit
Qual = qualifier
RDX = hexahydro-1,3,5-trinitro-1,3,5-triazine
RL = reporting limit
U = nondetect

TABLE E.1.4-16
CORNHUSKER ARMY AMMUNITION PLANT
WELL NW062-EXPLOSIVES

FIELD ID			NW062			NW062			NW062			NW062			NW062			NW062			NW062			NW062			NW062			NW062		
METHOD	Maximum	Detection	SW846 M8330			SW846 M8330			SW846 M8330			SW846 M8330			SW846 M8330			SW846 M8330			SW846 M8330			SW846 M8330			SW846 M8330			SW846 M8330		
COLLECT DATE	Detection	Frequency	3/7/2008			3/9/2007			3/13/2006			3/14/2005			3/11/2004			3/14/2003			3/18/2002			3/20/2001			3/10/2000			3/23/1999		
			Result	RL	Qual	Result	RL	Qual	Result	RL	Qual	Result	RL	Qual	Result	RL	Qual	Result	RL	Qual	Result	RL	Qual	Result	RL	Qual	Result	RL	Qual	Result	RL	Qual
EXPLOSIVES (µg/L)																																
1,3,5-Trinitrobenzene	-	0 / 26	<	0.48	U	<	0.48	U	<	0.48	U	<	0.48	U	<	0.27	U	<	0.43	U	<	0.40	U	<	0.8	U	<	0.8	U	<	0.8	U
1,3-Dinitrobenzene	0.564	1 / 26	<	0.48	U	<	0.48	U	<	0.48	U	<	0.48	U	<	0.27	U	<	0.29	U	<	0.27	U	<	0.8	U	<	0.8	U	<	0.8	U
2,4,6-Trinitrotoluene	-	0 / 26	<	0.48	U	<	0.48	U	<	0.48	U	<	0.48	U	<	0.27	U	<	0.36	U	<	0.33	U	<	0.8	U	<	1.5	U	<	0.8	U
2,4-Dinitrotoluene	-	0 / 26	<	0.48	U	<	0.48	U	<	0.48	U	<	0.48	U	<	0.53	U	<	0.29	U	<	0.27	U	<	0.8	U	<	1.1	U	<	0.8	U
2,6-Dinitrotoluene	-	0 / 26	<	0.48	U	<	0.48	U	<	0.48	U	<	0.48	U	<	0.53	U	<	1.1	U	<	1.0	U	<	0.8	U	<	1.1	U	<	0.8	U
2-Amino-4,6-dinitrotoluene	-	0 / 25	<	0.48	U	<	0.48	U	<	0.48	U	<	0.48	U	<	0.53	U	<	0.45	U	<	0.42	U	<	0.8	U	<	1	U	<	0.8	U
2-Nitrotoluene	-	0 / 21	<	0.48	U	<	0.48	U	<	0.48	U	<	0.48	U	<	0.53	U	<	0.87	U	<	0.82	U	<	0.8	U	<	1.1	U	<	0.8	U
3-Nitrotoluene	-	0 / 21	<	0.48	U	<	0.48	U	<	0.48	U	<	0.48	U	<	0.53	U	<	0.55	U	<	1.7	U	<	0.8	U	<	1.1	U	<	0.8	U
4-Amino-2,6-dinitrotoluene	-	0 / 21	<	0.48	U	<	0.48	U	<	0.48	U	<	0.48	U	<	0.53	U	<	0.75	U	<	0.70	U	<	0.8	U	<	1	U	<	0.8	U
4-Nitrotoluene	0.13 J	1 / 21	<	0.48	U	<	0.48	U	<	0.48	U	<	0.48	U	<	0.85	U	<	1.8	U	<	0.52	U	<	0.8	U	<	1.1	U	<	0.8	U
HMX	-	0 / 25	<	0.48	U	<	0.48	U	<	0.48	U	<	0.48	U	<	0.66	U	<	1.2	U	<	1.1	U	<	1	U	<	0.8	U	<	0.8	U
MNX	-	0 / 13	<	0.48	U	<	0.48	U	<	0.48	U	<	0.48	U	<	0.27	U		NA			NA			NA			NA			NA	
Nitrobenzene	-	0 / 25	<	0.48	U	<	0.48	U	<	0.48	U	<	0.48	U	<	0.27	U	<	0.5	U	<	0.47	U	<	0.8	U	<	0.8	U	<	0.8	U
RDX	0.43 J	1 / 26	<	0.48	U	<	0.48	U	<	0.48	U	<	0.48	U	<	0.27	U	0.43	0.71	J	<	0.67	U	<	0.8	U	<	0.8	U	<	0.8	U
Tetryl	1.34	1 / 24	<	0.48	U	<	0.48	U	<	0.48	U	<	0.48	U	<	0.53	U	<	1.2	U	<	1.1	U	<	0.8	U	<	1.3	U	<	0.8	U

Notes:
< = less than reporting limit
µg/L = micrograms per liter
HMX = octahydro-1,3,5,7-tetranitro-1,3,5,7-tetrazocine
ID = identification number
J = estimated
LOQ = limit of quantification
MNX = mono-nitroso-RDX
NA = not analyzed
NRL = no reporting limit
Qual = qualifier
RDX = hexahydro-1,3,5-trinitro-1,3,5-triazine
RL = reporting limit
U = nondetect

TABLE E.1.4-16
CORNHUSKER ARMY AMMUNITION PLANT
WELL NW062-EXPLOSIVES

FIELD ID			NW062			NW062			NW062			NW062			NW062			NW062			NW062			NW062		
METHOD	Maximum	Detection	UW51			UW51			UW51			UW33			UW33			UW32			UW25			99		
COLLECT DATE	Detection	Frequency	6/14/1998			10/2/1997			12/9/1996			7/15/1994			6/12/1994			8/22/1992			5/30/1991			11/29/1984		
			Result	RL	Qual	Result	RL	Qual	Result	RL	Qual	Result	RL	Qual	Result	RL	Qual	Result	RL	Qual	Result	RL	Qual	Result	RL	Qual
EXPLOSIVES (µg/L)																										
1,3,5-Trinitrobenzene	-	0 / 26	<	1.00	U	<	0.125	U	<	0.125	U	<	0.425	U	<	0.425	U	<	0.449	U	<	2.1	U	<	0.1	U
1,3-Dinitrobenzene	0.564	1 / 26	<	0.500	U	<	0.989	U	<	0.989	U	0.564	NRL		<	0.549	U	<	0.611	U	<	4.6	U	<	0.1	U
2,4,6-Trinitrotoluene	-	0 / 26	<	1.00	U	<	0.29	U	<	0.29	U	<	0.451	U	<	0.451	U	<	0.635	U	<	0.426	U	<	0.1	U
2,4-Dinitrotoluene	-	0 / 26	<	0.500	U	<	0.233	U	<	0.233	U	<	0.26	U	<	0.26	U	<	0.064	U	<	0.397	U	<	0.1	U
2,6-Dinitrotoluene	-	0 / 26	<	0.500	U	<	0.2	U	<	0.2	U	<	0.26	U	<	0.26	U	<	0.074	U	<	0.6	U	<	0.1	U
2-Amino-4,6-dinitrotoluene	-	0 / 25	<	0.500	U	<	0.173	U	<	0.173	U	<	0.244	U	<	0.244	U	<	0.158	U	<	0.8	U		NA	
2-Nitrotoluene	-	0 / 21	<	1.00	U	<	0.319	U	<	0.319	U		NA			NA			NA			NA			NA	
3-Nitrotoluene	-	0 / 21	<	1.00	U	<	0.514	U	<	0.514	U		NA			NA			NA			NA			NA	
4-Amino-2,6-dinitrotoluene	-	0 / 21	<	1.00	U	<	0.309	U	<	0.309	U		NA			NA			NA			NA			NA	
4-Nitrotoluene	0.13 J	1 / 21	<	1.00	U	<	0.368	U	<	0.368	U		NA			NA			NA			NA			NA	
HMX	-	0 / 25	<	0.500	U	<	0.16	U	<	0.16	U	<	0.563	U	<	0.563	U	<	1.21	U	<	5.3	U		NA	
MNX	-	0 / 13		NA			NA			NA			NA			NA			NA			NA			NA	
Nitrobenzene	-	0 / 25	<	0.500	U	<	0.231	U	<	0.231	U	<	0.817	U	<	0.817	U	<	0.645	U	<	6.8	U		NA	
RDX	0.43 J	1 / 26	<	1.00	U	<	0.558	U	<	0.558	U	<	0.412	U	<	0.412	U	<	1.17	U	<	4.2	U	<	0.1	U
Tetryl	1.34	1 / 24	<	0.500	U	<	0.253	U	<	0.253	U	<	1.18	U	<	1.18	U		NA		1.34	NRL			NA	

Notes:
< = less than reporting limit
µg/L = micrograms per liter
HMX = octahydro-1,3,5,7-tetranitro-1,3,5,7-tetrazocine
ID = identification number
J = estimated
LOQ = limit of quantification
MNX = mono-nitroso-RDX
NA = not analyzed
NRL = no reporting limit
Qual = qualifier
RDX = hexahydro-1,3,5-trinitro-1,3,5-triazine
RL = reporting limit
U = nondetect

TABLE E.1.4-17
CORNHUSKER ARMY AMMUNITION PLANT
WELL NW070-EXPLOSIVES

FIELD ID			NW070					NW070					NW070					NW070			NW070			NW070			NW070			NW070			NW070		
METHOD	Maximum	Detection	SW846 M8330					SW846 M8330					SW846 M8330					SW846 M8330			SW846 M8330			SW846 M8330			SW846 M8330			SW846 M8330			SW846 M8330		
COLLECT DATE	Detection	Frequency	5/11/2022					5/19/2021					6/9/2020					None			3/6/2013			2/29/2012			3/1/2011			3/9/2010			3/4/2009		
			Result	Qual	DL	LOD	LOQ	Result	Qual	DL	LOD	LOQ	Result	Qual	DL	LOD	LOQ	Result	RL	Qual	Result	RL	Qual	Result	RL	Qual	Result	RL	Qual	Result	RL	Qual	Result	RL	Qual
EXPLOSIVES (µg/L)																																		
1,3,5-Trinitrobenzene	-	0 / 29	<	U	0.085	0.2	0.21	<	U	0.08	0.19	0.2	<	U	0.089	0.21	0.22				<	0.8	U	<	0.8	U	<	0.8	U	<	1	U	<	0.48	U
1,3-Dinitrobenzene	-	0 / 29	<	U	0.037	0.1	0.11	<	U	0.035	0.095	0.11	<	U	0.039	0.11	0.12				<	0.8	U	<	0.8	U	<	0.8	U	<	0.4	U	<	0.48	U
2,4,6-Trinitrotoluene	-	0 / 29	<	U	0.046	0.1	0.11	<	U	0.043	0.095	0.11	<	U	0.048	0.11	0.12				<	0.8	U	<	0.8	U	<	0.8	U	<	0.4	U	<	0.48	U
2,4-Dinitrotoluene	-	0 / 29	<	U	0.028	0.081	0.1	<	U	0.026	0.076	0.095	<	U	0.029	0.085	0.11				<	0.8	U	<	0.8	U	<	0.8	U	<	0.4	U	<	0.48	U
2,6-Dinitrotoluene	-	0 / 29	<	U	0.041	0.081	0.1	<	U	0.038	0.076	0.095	<	U	0.043	0.085	0.11	**Not Sampled**			<	0.8	U	<	0.8	U	<	0.8	U	<	0.2	U	<	0.48	U
2-Amino-4,6-dinitrotoluene	0.24 J	1 / 25	<	U	0.052	0.1	0.11	<	U	0.048	0.095	0.11	0.24	J	0.054	0.11	0.12	**in 2014 through 2019**			<	0.8	U	<	0.8	U	<	0.8	U	<	0.2	U	<	0.48	U
2-Nitrotoluene	-	0 / 21	<	U	0.087	0.2	0.21	<	U	0.082	0.19	0.2	<	UJ	0.091	0.21	0.22				<	0.8	U	<	0.8	U	<	0.8	U	<	0.4	U	<	0.48	U
3-Nitrotoluene	-	0 / 21	<	U	0.2	0.41	0.41	<	U	0.19	0.38	0.38	<	UJ	0.21	0.42	0.42				<	0.8	U	<	0.8	U	<	0.8	U	<	0.4	U	<	0.48	U
4-Amino-2,6-dinitrotoluene	-	0 / 21	<	U	0.059	0.12	0.15	<	U	0.055	0.11	0.14	<	UJ	0.061	0.13	0.16				<	1.4	U	<	1.4	U	<	0.8	U	<	0.2	U	<	0.48	U
4-Nitrotoluene	-	0 / 21	<	U	0.1	0.41	0.42	<	U	0.095	0.38	0.39	<	UJ	0.11	0.42	0.43				<	0.8	U	<	0.8	U	<	0.8	U	<	1	U	<	0.48	U
HMX	-	0 / 28	<	U	0.089	0.2	0.21	<	U	0.084	0.19	0.2	<	U	0.093	0.21	0.22				<	0.8	U	<	0.8	U	<	0.8	U	<	0.4	U	<	0.48	U
MNX	-	0 / 13	<	U	0.16	0.41	2	<	U	0.15	0.38	1.9	<	U	0.16	0.42	2.1				<	0.8	U	<	0.8	U	<	0.8	U	<	2	U	<	0.48	U
Nitrobenzene	-	0 / 28	<	U	0.092	0.2	0.21	<	U	0.087	0.19	0.2	<	U	0.096	0.21	0.22				<	0.8	U	<	0.8	U	<	0.8	U	<	0.4	U	<	0.48	U
RDX	1.4	1 / 29	<	U	0.052	0.2	0.21	<	U	0.049	0.19	0.2	<	U	0.055	0.21	0.22				<	0.8	U	<	0.8	U	<	0.8	U	<	0.2	U	<	0.48	U
Tetryl	-	0 / 26	<	U	0.032	0.1	0.11	<	U	0.03	0.095	0.11	<	U	0.034	0.11	0.12				<	1.6	U	<	0.8	U	<	0.8	U	<	0.24	U	<	0.48	U

Notes:
< = less than reporting limit
µg/L = micrograms per liter
HMX = octahydro-1,3,5,7-tetranitro-1,3,5,7-tetrazocine
ID = identification number
J = estimated
LOQ = limit of quantification
MNX = mono-nitroso-RDX
NA = not analyzed
NRL = no reporting limit
Qual = qualifier
RDX = hexahydro-1,3,5-trinitro-1,3,5-triazine
RL = reporting limit
U = nondetect

TABLE E.1.4-17
CORNHUSKER ARMY AMMUNITION PLANT
WELL NW070-EXPLOSIVES

FIELD ID			NW070			NW070			NW070			NW070			NW070			NW070			NW070			NW070			NW070			NW070			NW070		
METHOD	Maximum	Detection	SW846 M8330			SW846 M8330			SW846 M8330			SW846 M8330			SW846 M8330			SW846 M8330			SW846 M8330			SW846 M8330			SW846 M8330			SW846 M8330			SW846 M8330		
COLLECT DATE	Detection	Frequency	3/5/2008			3/8/2007			3/10/2006			3/10/2005			3/11/2004			3/13/2003			3/15/2002			3/16/2001			3/9/2000			3/18/1999					
			Result	RL	Qual	Result	RL	Qual	Result	RL	Qual	Result	RL	Qual	Result	RL	Qual	Result	RL	Qual	Result	RL	Qual	Result	RL	Qual	Result	RL	Qual	Result	RL	Qual			
EXPLOSIVES (µg/L)																																		
1,3,5-Trinitrobenzene	-	0 / 29	<	0.48	U	<	0.5	U	<	0.48	U	<	0.48	U	<	0.17	U	<	0.31	U	<	0.34	U	<	0.8	U	<	0.8	U	<	0.8	U			
1,3-Dinitrobenzene	-	0 / 29	<	0.48	U	<	0.5	U	<	0.48	U	<	0.48	U	<	0.17	U	<	0.21	U	<	0.23	U	<	0.8	U	<	0.8	U	<	0.8	U			
2,4,6-Trinitrotoluene	-	0 / 29	<	0.48	U	<	0.5	U	<	0.48	U	<	0.48	U	<	0.17	U	<	0.26	U	<	0.28	U	<	0.8	U	<	1.5	U	<	0.8	U			
2,4-Dinitrotoluene	-	0 / 29	<	0.48	U	<	0.5	U	<	0.48	U	<	0.48	U	<	0.33	U	<	0.21	U	<	0.23	U	<	0.8	U	<	1.1	U	<	0.8	U			
2,6-Dinitrotoluene	-	0 / 29	<	0.48	U	<	0.5	U	<	0.48	U	<	0.48	U	<	0.33	U	<	0.81	U	<	0.88	U	<	0.8	U	<	1.1	U	<	0.8	U			
2-Amino-4,6-dinitrotoluene	0.24 J	1 / 25	<	0.48	U	<	0.5	U	<	0.48	U	<	0.48	U	<	0.33	U	<	0.33	U	<	0.35	U	<	0.8	U	<	1	U	<	0.8	U			
2-Nitrotoluene	-	0 / 21	<	0.48	U	<	0.5	U	<	0.48	U	<	0.48	U	<	0.33	U	<	0.64	U	<	0.69	U	<	0.8	U	<	1.1	U	<	0.8	U			
3-Nitrotoluene	-	0 / 21	<	0.48	U	<	0.5	U	<	0.48	U	<	0.48	U	<	0.33	U	<	0.4	U	<	0.44	U	<	0.8	U	<	1.1	U	<	0.8	U			
4-Amino-2,6-dinitrotoluene	-	0 / 21	<	0.48	U	<	0.5	U	<	0.48	U	<	0.48	U	<	0.33	U	<	0.55	U	<	0.60	U	<	0.8	U	<	1	U	<	0.8	U			
4-Nitrotoluene	-	0 / 21	<	0.48	U	<	0.5	U	<	0.48	U	<	0.48	U	<	0.53	U	<	1.3	U	<	1.4	U	<	0.8	U	<	1.1	U	<	0.8	U			
HMX	-	0 / 28	<	0.48	U	<	0.5	U	<	0.48	U	<	0.48	U	<	0.41	U	<	0.88	U	<	0.96	U	<	1	U	<	0.8	U	<	0.8	U			
MNX	-	0 / 13	<	0.48	U	<	0.5	U	<	0.48	U	<	0.48	U	<	0.17	U		NA			NA			NA			NA			NA				
Nitrobenzene	-	0 / 28	<	0.48	U	<	0.5	U	<	0.48	U	<	0.48	U	<	0.17	U	<	0.36	U	<	0.40	U	<	0.8	U	<	0.8	U	<	0.8	U			
RDX	1.4	1 / 29	<	0.48	U	<	0.5	U	<	0.48	U	<	0.48	U	<	0.17	U	<	0.52	U	<	0.57	U	<	0.8	U	<	0.8	U	<	0.8	U			
Tetryl	-	0 / 26	<	0.48	U	<	0.5	U	<	0.48	U	<	0.48	U	<	0.33	U	<	0.86	U	<	0.94	U	<	0.8	U	<	1.3	U	<	0.8	U			

Notes:
< = less than reporting limit
µg/L = micrograms per liter
HMX = octahydro-1,3,5,7-tetranitro-1,3,5,7-tetrazocine
ID = identification number
J = estimated
LOQ = limit of quantification
MNX = mono-nitroso-RDX
NA = not analyzed
NRL = no reporting limit
Qual = qualifier
RDX = hexahydro-1,3,5-trinitro-1,3,5-triazine
RL = reporting limit
U = nondetect

TABLE E.1.4-17
CORNHUSKER ARMY AMMUNITION PLANT
WELL NW070-EXPLOSIVES

FIELD ID			NW070			NW070			NW070			NW070			NW070			NW070			NW070			NW070			NW070			NW070			NW070		
METHOD	Maximum	Detection	UW51			UW51			UW51			UW33			UW33			UW32			UW25			UW14			UW14			UW01			99		
COLLECT DATE	Detection	Frequency	6/13/1998			10/2/1997			2/18/1997			7/12/1994			6/9/1994			8/31/1992			5/31/1991			10/16/1990			4/24/1990			5/15/1989			11/29/1984		
			Result	RL	Qual	Result	RL	Qual	Result	RL	Qual	Result	RL	Qual	Result	RL	Qual	Result	RL	Qual	Result	RL	Qual	Result	RL	Qual	Result	RL	Qual	Result	RL	Qual	Result	RL	Qual
EXPLOSIVES (µg/L)																																		
1,3,5-Trinitrobenzene	-	0 / 29	<	1.00	U	<	0.125	U	<	0.125	U	<	0.425	U	<	0.425	U	<	0.449	U	<	0.21	U	<	0.626	U	<	0.626	U	<	0.56	U	<	0.1	U
1,3-Dinitrobenzene	-	0 / 29	<	0.500	U	<	0.989	U	<	0.989	U	<	0.549	U	<	0.549	U	<	0.611	U	<	0.458	U	<	0.519	U	<	0.519	U	<	0.61	U	<	0.1	U
2,4,6-Trinitrotoluene	-	0 / 29	<	1.00	U	<	0.29	U	<	0.29	U	<	0.451	U	<	0.451	U	<	0.635	U	<	0.426	U	<	0.588	U	<	0.588	U	<	0.78	U	<	0.1	U
2,4-Dinitrotoluene	-	0 / 29	<	0.500	U	<	0.233	U	<	0.233	U	<	0.26	U	<	0.26	U	<	0.064	U	<	0.397	U	<	0.612	U	<	0.612	U	<	0.6	U	<	0.1	U
2,6-Dinitrotoluene	-	0 / 29	<	0.500	U	<	0.2	U	<	0.2	U	<	0.26	U	<	0.26	U	<	0.074	U	<	0.6	U	<	1.15	U	<	1.15	U	<	0.55	U	<	0.1	U
2-Amino-4,6-dinitrotoluene	0.24 J	1 / 25	<	0.500	U	<	0.173	U	<	0.173	U	<	0.244	U	<	0.244	U	<	0.158	U	<	0.8	U		NA			NA			NA			NA		
2-Nitrotoluene	-	0 / 21	<	1.00	U	<	0.319	U	<	0.319	U		NA			NA			NA			NA			NA			NA			NA			NA	
3-Nitrotoluene	-	0 / 21	<	1.00	U	<	0.514	U	<	0.514	U		NA			NA			NA			NA			NA			NA			NA			NA	
4-Amino-2,6-dinitrotoluene	-	0 / 21	<	1.00	U	<	0.309	U	<	0.309	U		NA			NA			NA			NA			NA			NA			NA			NA	
4-Nitrotoluene	-	0 / 21	<	1.00	U	<	0.368	U	<	0.368	U		NA			NA			NA			NA			NA			NA			NA			NA	
HMX	-	0 / 28	<	0.500	U	<	0.16	U	<	0.16	U	<	0.563	U	<	0.563	U	<	1.21	U	<	5.3	U	<	1.65	U	<	1.65	U	<	1.3	U		NA		
MNX	-	0 / 13		NA			NA			NA			NA			NA			NA			NA			NA			NA			NA			NA	
Nitrobenzene	-	0 / 28	<	0.500	U	<	0.231	U	<	0.231	U	<	0.817	U	<	0.817	U	<	0.645	U	<	0.682	U	<	1.07	U	<	1.07	U	<	1.13	U		NA		
RDX	1.4	1 / 29	<	1.00	U	<	0.558	U	<	0.558	U	<	0.412	U	<	0.412	U	<	1.17	U	<	0.416	U	<	2.11	U	<	2.11	U	1.4	NRL		<	0.1	U
Tetryl	-	0 / 26	<	0.500	U	<	0.253	U	<	0.253	U	<	1.18	U	<	1.18	U		NA		<	0.631	U	<	0.556	U	<	0.556	U		NA			NA	

Notes:
< = less than reporting limit
µg/L = micrograms per liter
HMX = octahydro-1,3,5,7-tetranitro-1,3,5,7-tetrazocine
ID = identification number
J = estimated
LOQ = limit of quantification
MNX = mono-nitroso-RDX
NA = not analyzed
NRL = no reporting limit
Qual = qualifier
RDX = hexahydro-1,3,5-trinitro-1,3,5-triazine
RL = reporting limit
U = nondetect

TABLE E.1.4-18
CORNHUSKER ARMY AMMUNITION PLANT
WELL NW071-EXPLOSIVES

FIELD ID			NW071					NW071					NW071					NW071			NW071			NW071			NW071			NW071			NW071		
METHOD	Maximum	Detection	SW846 M8330					SW846 M8330					SW846 M8330					SW846 M8330			SW846 M8330			SW846 M8330			SW846 M8330			SW846 M8330			SW846 M8330		
COLLECT DATE	Detection	Frequency	5/11/2022					5/19/2021					6/9/2020					None			3/6/2013			2/29/2012			3/1/2011			3/9/2010			3/5/2009		
			Result	Qual	DL	LOD	LOQ	Result	Qual	DL	LOD	LOQ	Result	Qual	DL	LOD	LOQ	Result	RL	Qual	Result	RL	Qual	Result	RL	Qual	Result	RL	Qual	Result	RL	Qual	Result	RL	Qual
EXPLOSIVES (µg/L)																																		
1,3,5-Trinitrobenzene	-	0 / 31	<	U	0.086	0.2	0.21	<	U	0.08	0.19	0.2	<	U	0.09	0.21	0.22				<	0.8	U	<	0.8	U	<	0.8	U	<	1	U	<	0.49	U
1,3-Dinitrobenzene	-	0 / 31	<	U	0.038	0.1	0.11	<	U	0.035	0.095	0.1	<	U	0.039	0.11	0.12				<	0.8	U	<	0.8	U	<	0.8	U	<	0.41	U	<	0.49	U
2,4,6-Trinitrotoluene	-	0 / 31	<	U	0.046	0.1	0.11	<	U	0.043	0.095	0.1	<	U	0.048	0.11	0.12				<	0.8	U	<	0.8	U	<	0.8	U	<	0.41	U	<	0.49	U
2,4-Dinitrotoluene	-	0 / 31	<	U	0.028	0.081	0.1	<	U	0.026	0.076	0.095	<	U	0.029	0.085	0.11				<	0.8	U	<	0.8	U	<	0.8	U	<	0.41	U	<	0.49	U
2,6-Dinitrotoluene	2.28	1 / 31	<	U	0.041	0.081	0.1	<	U	0.038	0.076	0.095	<	U	0.043	0.085	0.11	**Not Sampled**			<	0.8	U	<	0.8	U	<	0.8	U	<	0.2	U	<	0.49	U
2-Amino-4,6-dinitrotoluene	-	0 / 26	<	U	0.052	0.1	0.11	<	U	0.048	0.095	0.1	<	UJ	0.054	0.11	0.12	**in 2014 through 2019**			<	0.8	U	<	0.8	U	<	0.8	U	<	0.2	U	<	0.49	U
2-Nitrotoluene	-	0 / 21	<	U	0.087	0.2	0.21	<	U	0.082	0.19	0.2	<	UJ	0.091	0.21	0.22				<	0.8	U	<	0.8	U	<	0.8	U	<	0.41	U	<	0.49	U
3-Nitrotoluene	-	0 / 21	<	U	0.2	0.41	0.41	<	U	0.19	0.38	0.38	<	UJ	0.21	0.43	0.43				<	0.8	U	<	0.8	U	<	0.8	U	<	0.41	U	<	0.49	U
4-Amino-2,6-dinitrotoluene	-	0 / 21	<	U	0.059	0.12	0.15	<	U	0.055	0.11	0.14	<	UJ	0.062	0.13	0.16				<	1.4	U	<	1.4	U	<	0.8	U	<	0.2	U	<	0.49	U
4-Nitrotoluene	-	0 / 21	<	U	0.1	0.41	0.42	<	U	0.095	0.38	0.39	<	UJ	0.11	0.43	0.44				<	0.8	U	<	0.8	U	<	0.8	U	<	1	U	<	0.49	U
HMX	-	0 / 29	<	U	0.089	0.2	0.21	<	U	0.084	0.19	0.2	<	U	0.094	0.21	0.22				<	0.8	U	<	0.8	U	<	0.8	U	<	0.41	U	<	0.49	U
MNX	-	0 / 13	<	U	0.16	0.41	2	<	U	0.15	0.38	1.9	<	U	0.16	0.43	2.1				<	0.8	U	<	0.8	U	<	0.8	U	<	2	U	<	0.49	U
Nitrobenzene	-	0 / 29	<	U	0.093	0.2	0.21	<	U	0.087	0.19	0.2	<	U	0.097	0.21	0.22				<	0.8	U	<	0.8	U	<	0.8	U	<	0.41	U	<	0.49	U
RDX	2.6	4 / 30	<	U	0.052	0.2	0.21	<	U	0.049	0.19	0.2	<	U	0.055	0.21	0.22				<	0.8	U	<	0.8	U	<	0.8	U	<	0.2	U	<	0.49	U
Tetryl	0.849	1 / 27	<	U	0.032	0.1	0.11	<	U	0.03	0.095	0.1	<	U	0.034	0.11	0.12				<	1.6	U	<	0.8	U	<	0.8	U	<	0.24	U	<	0.49	U

Notes:
< = less than reporting limit
µg/L = micrograms per liter
HMX = octahydro-1,3,5,7-tetranitro-1,3,5,7-tetrazocine
ID = identification number
J = estimated
LOQ = limit of quantification
MNX = mono-nitroso-RDX
NA = not analyzed
NRL = no reporting limit
Qual = qualifier
RDX = hexahydro-1,3,5-trinitro-1,3,5-triazine
RL = reporting limit
U = nondetect

TABLE E.1.4-18
CORNHUSKER ARMY AMMUNITION PLANT
WELL NW071-EXPLOSIVES

FIELD ID			NW071			NW071			NW071			NW071			NW071			NW071			NW071			NW071			NW071			NW071			NW071			NW071		
METHOD	Maximum	Detection	SW846 M8330			SW846 M8330			SW846 M8330			SW846 M8330			SW846 M8330			SW846 M8330			SW846 M8330			SW846 M8330			SW846 M8330			SW846 M8330			UW51			UW51		
COLLECT DATE	Detection	Frequency	3/5/2008			3/8/2007			3/10/2006			3/10/2005			3/11/2004			3/13/2003			3/15/2002			3/16/2001			3/9/2000			3/18/1999			6/13/1998			10/2/1997		
			Result	RL	Qual	Result	RL	Qual	Result	RL	Qual	Result	RL	Qual	Result	RL	Qual	Result	RL	Qual	Result	RL	Qual	Result	RL	Qual	Result	RL	Qual	Result	RL	Qual	Result	RL	Qual	Result	RL	Qual
EXPLOSIVES (µg/L)																																						
1,3,5-Trinitrobenzene	-	0 / 31	<	0.47	U	<	0.51	U	<	0.48	U	<	0.48	U	<	0.21	U	<	0.24	U	<	0.35	U	<	0.8	U	<	0.8	U	<	0.8	U	<	1.00	U	<	0.125	U
1,3-Dinitrobenzene	-	0 / 31	<	0.47	U	<	0.51	U	<	0.48	U	<	0.48	U	<	0.21	U	<	0.16	U	<	0.23	U	<	0.8	U	<	0.8	U	<	0.8	U	<	0.500	U	<	0.989	U
2,4,6-Trinitrotoluene	-	0 / 31	<	0.47	U	<	0.51	U	<	0.48	U	<	0.48	U	<	0.21	U	<	0.2	U	<	0.29	U	<	0.8	U	<	1.5	U	<	0.8	U	<	1.00	U	<	0.29	U
2,4-Dinitrotoluene	-	0 / 31	<	0.47	U	<	0.51	U	<	0.48	U	<	0.48	U	<	0.4	U	<	0.16	U	<	0.23	U	<	0.8	U	<	1.1	U	<	0.8	U	<	0.500	U	<	0.233	U
2,6-Dinitrotoluene	2.28	1 / 31	<	0.47	U	<	0.51	U	<	0.48	U	<	0.48	U	<	0.4	U	<	0.62	U	<	0.90	U	<	0.8	U	<	1.1	U	<	0.8	U	<	0.500	U	<	0.2	U
2-Amino-4,6-dinitrotoluene	-	0 / 26	<	0.47	U	<	0.51	U	<	0.48	U	<	0.48	U	<	0.4	U	<	0.25	U	<	0.36	U	<	0.8	U	<	1	U	<	0.8	U	<	0.500	U	<	0.173	U
2-Nitrotoluene	-	0 / 21	<	0.47	U	<	0.51	U	<	0.48	U	<	0.48	U	<	0.4	U	<	0.49	U	<	0.71	U	<	0.8	U	<	1.1	U	<	0.8	U	<	1.00	U	<	0.319	U
3-Nitrotoluene	-	0 / 21	<	0.47	U	<	0.51	U	<	0.48	U	<	0.48	U	<	0.4	U	<	0.31	U	<	0.45	U	<	0.8	U	<	1.1	U	<	0.8	U	<	1.00	U	<	0.514	U
4-Amino-2,6-dinitrotoluene	-	0 / 21	<	0.47	U	<	0.51	U	<	0.48	U	<	0.48	U	<	0.4	U	<	0.42	U	<	0.61	U	<	0.8	U	<	1	U	<	0.8	U	<	1.00	U	<	0.309	U
4-Nitrotoluene	-	0 / 21	<	0.47	U	<	0.51	U	<	0.48	U	<	0.48	U	<	0.65	U	<	1	U	<	1.5	U	<	0.8	U	<	1.1	U	<	0.8	U	<	1.00	U	<	0.368	U
HMX	-	0 / 29	<	0.47	U	<	0.51	U	<	0.48	U	<	0.48	U	<	0.51	U	<	0.68	U	<	0.99	U	<	1	U	<	0.8	U	<	0.8	U	<	0.500	U	<	0.16	U
MNX	-	0 / 13	<	0.47	U	<	0.51	U	<	0.48	U	<	0.48	U	<	0.21	U		NA			NA			NA			NA			NA			NA			NA		
Nitrobenzene	-	0 / 29	<	0.47	U	<	0.51	U	<	0.48	U	<	0.48	U	<	0.21	U	<	0.28	U	<	0.41	U	<	0.8	U	<	0.8	U	<	0.8	U	<	0.500	U	<	0.231	U
RDX	2.6	4 / 30	<	0.47	U	<	0.51	U	<	0.48	U	<	0.48	U	<	0.21	U	0.2	0.4	J	<	0.58	U	<	0.8	U	<	0.8	U	<	0.8	U	<	1.00	U	<	0.558	U
Tetryl	0.849	1 / 27	<	0.47	U	<	0.51	U	<	0.48	U	<	0.48	U	<	0.4	U	<	0.66	U	<	0.96	U	<	0.8	U	<	1.3	U	<	0.8	U	<	0.500	U	<	0.253	U

Notes:
< = less than reporting limit
µg/L = micrograms per liter
HMX = octahydro-1,3,5,7-tetranitro-1,3,5,7-tetrazocine
ID = identification number
J = estimated
LOQ = limit of quantification
MNX = mono-nitroso-RDX
NA = not analyzed
NRL = no reporting limit
Qual = qualifier
RDX = hexahydro-1,3,5-trinitro-1,3,5-triazine
RL = reporting limit
U = nondetect

TABLE E.1.4-18
CORNHUSKER ARMY AMMUNITION PLANT
WELL NW071-EXPLOSIVES

FIELD ID			NW071			NW071			NW071			NW071			NW071			NW071			NW071			NW071			NW071			NW071			NW071		
METHOD	Maximum	Detection	UW51			UW33			UW33			UW32			UW33			UW25			UW14			UW14			UW01			99			99		
COLLECT DATE	Detection	Frequency	2/18/1997			7/12/1994			6/9/1994			8/31/1992			7/24/1991			6/4/1991			10/16/1990			4/24/1990			5/15/1989			3/15/1985			11/29/1984		
			Result	RL	Qual	Result	RL	Qual	Result	RL	Qual	Result	RL	Qual	Result	RL	Qual	Result	RL	Qual	Result	RL	Qual	Result	RL	Qual	Result	RL	Qual	Result	RL	Qual	Result	RL	Qual
EXPLOSIVES (µg/L)																																				
1,3,5-Trinitrobenzene	-	0 / 31	<	0.125	U	<	0.425	U	<	0.425	U	<	0.449	U	<	0.425	U	<	0.21	U	<	0.626	U	<	0.626	U	<	0.56	U	<	0.1	U	<	0.1	U
1,3-Dinitrobenzene	-	0 / 31	<	0.989	U	<	0.549	U	<	0.549	U	<	0.611	U	<	0.549	U	<	0.458	U	<	0.519	U	<	0.519	U	<	0.61	U	<	0.1	U	<	0.1	U
2,4,6-Trinitrotoluene	-	0 / 31	<	0.29	U	<	0.451	U	<	0.451	U	<	0.635	U	<	0.451	U	<	0.426	U	<	0.588	U	<	0.588	U	<	0.78	U	<	0.1	U	<	0.1	U
2,4-Dinitrotoluene	-	0 / 31	<	0.233	U	<	0.26	U	<	0.26	U	<	0.064	U	<	0.26	U	<	0.397	U	<	0.612	U	<	0.612	U	<	0.6	U	<	0.1	U	<	0.1	U
2,6-Dinitrotoluene	2.28	1 / 31	<	0.2	U	<	0.26	U	<	0.26	U	<	0.074	U	<	0.26	U	<	0.6	U	<	1.15	U	<	1.15	U	2.28	NRL		<	0.1	U	<	0.1	U
2-Amino-4,6-dinitrotoluene	-	0 / 26	<	0.173	U	<	0.244	U	<	0.244	U	<	0.158	U	<	0.5	U	<	0.8	U		NA			NA			NA			NA			NA		
2-Nitrotoluene	-	0 / 21	<	0.319	U		NA			NA			NA			NA			NA			NA			NA			NA			NA			NA	
3-Nitrotoluene	-	0 / 21	<	0.514	U		NA			NA			NA			NA			NA			NA			NA			NA			NA			NA	
4-Amino-2,6-dinitrotoluene	-	0 / 21	<	0.309	U		NA			NA			NA			NA			NA			NA			NA			NA			NA			NA	
4-Nitrotoluene	-	0 / 21	<	0.368	U		NA			NA			NA			NA			NA			NA			NA			NA			NA			NA	
HMX	-	0 / 29	<	0.16	U	<	0.563	U	<	0.563	U	<	1.21	U	<	0.563	U	<	5.3	U	<	1.65	U	<	1.65	U	<	1.3	U		NA			NA		
MNX	-	0 / 13		NA			NA			NA			NA			NA			NA			NA			NA			NA			NA			NA	
Nitrobenzene	-	0 / 29	<	0.231	U	<	0.817	U	<	0.817	U	<	0.645	U	<	0.817	U	<	0.682	U	<	1.07	U	<	1.07	U	<	1.13	U		NA			NA		
RDX	2.6	4 / 30	<	0.558	U	<	0.412	U	<	0.412	U	<	1.17	U	<	0.412	U		NA		<	2.11	U	<	2.11	U	1.43	NRL		1	NRL		2.6	NRL	
Tetryl	0.849	1 / 27	<	0.253	U	<	1.18	U	<	1.18	U		NA		<	1.18	U	0.849	NRL		<	0.556	U	<	0.556	U		NA			NA			NA		

Notes:
< = less than reporting limit
µg/L = micrograms per liter
HMX = octahydro-1,3,5,7-tetranitro-1,3,5,7-tetrazocine
ID = identification number
J = estimated
LOQ = limit of quantification
MNX = mono-nitroso-RDX
NA = not analyzed
NRL = no reporting limit
Qual = qualifier
RDX = hexahydro-1,3,5-trinitro-1,3,5-triazine
RL = reporting limit
U = nondetect

TABLE E.1.4-19
CORNHUSKER ARMY AMMUNITION PLANT
WELL NW080-EXPLOSIVES

FIELD ID			NW080					NW080					NW080					NW080					NW080					NW080					NW080				
METHOD	Maximum	Detection	SW846 M8330					SW846 M8330					SW846 M8330					SW846 M8330					SW846 M8330					SW846 M8330					SW846 M8330				
COLLECT DATE	Detection	Frequency	None					6/8/2020					None					8/4/2016					8/11/2015					None					3/6/2013				
			Result	Qual	DL	LOD	LOQ	Result	Qual	DL	LOD	LOQ	Result	Qual	DL	LOD	LOQ	Result	DL	LOD	LOQ	Qual	Result	DL	LOD	LOQ	Qual	Result	Qual	DL	LOD	LOQ	Result	RL	Qual		
EXPLOSIVES (µg/L)																																						
1,3,5-Trinitrobenzene	-	0 / 29						<	U	0.088	0.21	0.22						<	0.21	0.43	1.1	U	<	0.41	0.41	1.0	UJ						<	0.8	U		
1,3-Dinitrobenzene	-	0 / 29						<	U	0.039	0.1	0.12						<	0.095	0.21	0.43	U	<	0.20	0.20	0.41	UJ						<	0.8	U		
2,4,6-Trinitrotoluene	-	0 / 29						<	U	0.047	0.1	0.12						<	0.077	0.21	0.43	U	<	0.20	0.20	0.41	UJ						<	0.8	U		
2,4-Dinitrotoluene	-	0 / 29						<	U	0.029	0.084	0.1						<	0.089	0.21	0.43	U	<	0.20	0.20	0.41	UJ						<	0.8	U		
2,6-Dinitrotoluene	0.7	1 / 29	**Not Sampled**					<	U	0.042	0.084	0.1	**Not Sampled**					<	0.069	0.21	0.21	U	<	0.20	0.20	0.20	UJ	**Not Sampled**					<	0.8	U		
2-Amino-4,6-dinitrotoluene	-	0 / 25	**in 2021, 2022**					<	UJ	0.053	0.1	0.12	**in 2017, 2018, 2019**					<	0.054	0.13	0.21	U	<	0.12	0.12	0.20	UJ	**in 2014**					<	0.8	U		
2-Nitrotoluene	-	0 / 21						<	UJ	0.09	0.21	0.22						<	0.091	0.21	0.43	U	<	0.20	0.20	0.41	UJ						<	0.8	U		
3-Nitrotoluene	-	0 / 21						<	UJ	0.2	0.42	0.42						<	0.089	0.21	0.43	U	<	0.20	0.20	0.41	UJ	**Well Dry**					<	0.8	U		
4-Amino-2,6-dinitrotoluene	-	0 / 21						<	UJ	0.06	0.13	0.16						<	0.061	0.13	0.21	U	<	0.12	0.12	0.20	UJ						<	1.4	U		
4-Nitrotoluene	-	0 / 21						<	UJ	0.1	0.42	0.43						<	0.21	0.43	1.1	U	<	0.41	0.41	1.0	UJ						<	0.8	U		
HMX	3.38	9 / 28						<	U	0.092	0.21	0.22						<	0.093	0.21	0.43	U	<	0.20	0.20	0.41	UJ						<	0.8	U		
MNX	-	0 / 13						<	U	0.16	0.42	2.1						<	0.38	0.38	2.1	U	<	0.36	0.36	2.0	UJ						<	0.8	U		
Nitrobenzene	-	0 / 28						<	U	0.095	0.21	0.22						<	0.097	0.21	0.43	U	<	0.20	0.20	0.41	UJ						<	0.8	U		
RDX	12.4	12 / 29						<	U	0.054	0.21	0.22						<	0.056	0.13	0.21	U	<	0.12	0.12	0.20	UJ						<	0.8	U		
Tetryl	-	0 / 26						<	U	0.033	0.1	0.12						<	0.085	0.21	0.26	U	<	0.20	0.20	0.24	UJ						<	1.6	U		

Notes:
< = less than reporting limit
µg/L = micrograms per liter
HMX = octahydro-1,3,5,7-tetranitro-1,3,5,7-tetrazocine
ID = identification number
J = estimated
LOQ = limit of quantification
MNX = mono-nitroso-RDX
NA = not analyzed
NRL = no reporting limit
Qual = qualifier
RDX = hexahydro-1,3,5-trinitro-1,3,5-triazine
RL = reporting limit
U = nondetect

TABLE E.1.4-19
CORNHUSKER ARMY AMMUNITION PLANT
WELL NW080-EXPLOSIVES

FIELD ID			NW080			NW080			NW080			NW080			NW080			NW080			NW080			NW080			NW080			NW080		
METHOD	Maximum	Detection	SW846 M8330			SW846 M8330			SW846 M8330			SW846 M8330			SW846 M8330			SW846 M8330			SW846 M8330			SW846 M8330			SW846 M8330			SW846 M8330		
COLLECT DATE	Detection	Frequency	3/2/2012			3/3/2011			3/15/2010			3/4/2009			3/6/2008			3/8/2007			3/10/2006			3/11/2005			3/11/2004			3/13/2003		
			Result	RL	Qual	Result	RL	Qual	Result	RL	Qual	Result	RL	Qual	Result	RL	Qual	Result	RL	Qual	Result	RL	Qual	Result	RL	Qual	Result	RL	Qual	Result	RL	Qual
EXPLOSIVES (µg/L)																																
1,3,5-Trinitrobenzene	-	0 / 29	<	0.8	U	<	0.8	U	<	1	U	<	0.48	U	<	0.48	U	<	0.5	U	<	0.49	U	<	0.53	U	<	0.26	U	<	0.24	U
1,3-Dinitrobenzene	-	0 / 29	<	0.8	U	<	0.8	U	<	0.4	U	<	0.48	U	<	0.48	U	<	0.5	U	<	0.49	U	<	0.53	U	<	0.26	U	<	0.16	U
2,4,6-Trinitrotoluene	-	0 / 29	<	0.8	U	<	0.8	U	<	0.4	U	<	0.48	U	<	0.48	U	<	0.5	U	<	0.49	U	<	0.53	U	<	0.26	U	<	0.2	U
2,4-Dinitrotoluene	-	0 / 29	<	0.8	U	<	0.8	U	<	0.4	U	<	0.48	U	<	0.48	U	<	0.5	U	<	0.49	U	<	0.53	U	<	0.51	U	<	0.16	U
2,6-Dinitrotoluene	0.7	1 / 29	<	0.8	U	<	0.8	U	<	0.2	U	<	0.48	U	<	0.48	U	<	0.5	U	<	0.49	U	<	0.53	U	<	0.51	U	<	0.62	U
2-Amino-4,6-dinitrotoluene	-	0 / 25	<	0.8	U	<	0.8	U	<	0.2	U	<	0.48	U	<	0.48	U	<	0.5	U	<	0.49	U	<	0.53	U	<	0.51	U	<	0.25	U
2-Nitrotoluene	-	0 / 21	<	0.8	U	<	0.8	U	<	0.4	U	<	0.48	U	<	0.48	U	<	0.5	U	<	0.49	U	<	0.53	U	<	0.51	U	<	0.49	U
3-Nitrotoluene	-	0 / 21	<	0.8	U	<	0.8	U	<	0.4	U	<	0.48	U	<	0.48	U	<	0.5	U	<	0.49	U	<	0.53	U	<	0.51	U	<	0.31	U
4-Amino-2,6-dinitrotoluene	-	0 / 21	<	1.4	U	<	0.8	U	<	0.2	U	<	0.48	U	<	0.48	U	<	0.5	U	<	0.49	U	<	0.53	U	<	0.51	U	<	0.42	U
4-Nitrotoluene	-	0 / 21	<	0.8	U	<	0.8	U	<	1	U	<	0.48	U	<	0.48	U	<	0.5	U	<	0.49	U	<	0.53	U	<	0.82	U	<	1	U
HMX	3.38	9 / 28	<	0.8	U	<	0.8	U	<	0.4	U	<	0.48	U	<	0.48	U	<	0.5	U	<	0.49	U	0.5	0.53	J	0.39	0.64	J	0.35	0.68	J
MNX	-	0 / 13	<	0.8	U	<	0.8	U	<	2	U	<	0.48	U	<	0.48	U	<	0.5	U	<	0.49	U	<	0.53	U	<	0.26	U		NA	
Nitrobenzene	-	0 / 28	<	0.8	U	<	0.8	U	<	0.4	U	<	0.48	U	<	0.48	U	<	0.5	U	<	0.49	U	<	0.53	U	<	0.26	U	<	0.28	U
RDX	12.4	12 / 29	<	0.8	U	<	0.8	U	<	0.2	U	<	0.48	U	<	0.48	U	<	0.5	U	<	0.49	U	0.75	0.53		0.71	0.26		0.77	0.4	
Tetryl	-	0 / 26	<	0.8	U	<	0.8	U	<	0.24	U	<	0.48	U	<	0.48	U	<	0.5	U	<	0.49	U	<	0.53	U	<	0.51	U	<	0.66	U

Notes:
< = less than reporting limit
µg/L = micrograms per liter
HMX = octahydro-1,3,5,7-tetranitro-1,3,5,7-tetrazocine
ID = identification number
J = estimated
LOQ = limit of quantification
MNX = mono-nitroso-RDX
NA = not analyzed
NRL = no reporting limit
Qual = qualifier
RDX = hexahydro-1,3,5-trinitro-1,3,5-triazine
RL = reporting limit
U = nondetect

TABLE E.1.4-19
CORNHUSKER ARMY AMMUNITION PLANT
WELL NW080-EXPLOSIVES

FIELD ID			NW080			NW080			NW080			NW080			NW080			NW080			NW080			NW080			NW080		
METHOD	Maximum	Detection	SW846 M8330			SW846 M8330			SW846 M8330			SW846 M8330			UW51			UW51			UW51			UW33			UW33		
COLLECT DATE	Detection	Frequency	3/15/2002			3/16/2001			3/9/2000			3/19/1999			6/15/1998			10/1/1997			12/10/1996			7/16/1994			6/11/1994		
			Result	RL	Qual	Result	RL	Qual	Result	RL	Qual	Result	RL	Qual	Result	RL	Qual	Result	RL	Qual	Result	RL	Qual	Result	RL	Qual	Result	RL	Qual
EXPLOSIVES (µg/L)																													
1,3,5-Trinitrobenzene	-	0 / 29	<	0.60	U	<	0.8	U	<	0.8	U	<	0.8	U	<	1.00	U	<	0.125	U	<	0.125	U	<	0.425	U	<	0.425	U
1,3-Dinitrobenzene	-	0 / 29	<	0.40	U	<	0.8	U	<	0.8	U	<	0.8	U	<	0.500	U	<	0.989	U	<	0.989	U	<	0.549	U	<	0.549	U
2,4,6-Trinitrotoluene	-	0 / 29	<	0.50	U	<	0.8	U	<	1.5	U	<	0.8	U	<	1.00	U	<	0.29	U	<	0.29	U	<	0.451	U	<	0.451	U
2,4-Dinitrotoluene	-	0 / 29	<	0.40	U	<	0.8	U	<	1.1	U	<	0.8	U	<	0.500	U	<	0.233	U	<	0.233	U	<	0.26	U	<	0.26	U
2,6-Dinitrotoluene	0.7	1 / 29	<	1.6	U	<	0.8	U	<	1.1	U	<	0.8	U	<	0.500	U	<	0.2	U	<	0.2	U	<	0.26	U	<	0.26	U
2-Amino-4,6-dinitrotoluene	-	0 / 25	<	0.63	U	<	0.8	U	<	1	U	<	0.8	U	<	0.500	U	<	0.173	U	<	0.173	U	<	0.244	U	<	0.244	U
2-Nitrotoluene	-	0 / 21	<	1.2	U	<	0.8	U	<	1.1	U	<	0.8	U	<	1.00	U	<	0.319	U	<	0.319	U		NA			NA	
3-Nitrotoluene	-	0 / 21	<	0.78	U	<	0.8	U	<	1.1	U	<	0.8	U	<	1.00	U	<	0.514	U	<	0.514	U		NA			NA	
4-Amino-2,6-dinitrotoluene	-	0 / 21	<	1.1	U	<	0.8	U	<	1	U	<	0.8	U	<	1.00	U	<	0.309	U	<	0.309	U		NA			NA	
4-Nitrotoluene	-	0 / 21	<	2.5	U	<	0.8	U	<	1.1	U	<	0.8	U	<	1.00	U	<	0.368	U	<	0.368	U		NA			NA	
HMX	3.38	9 / 28	<	1.7	U	<	1	U	<	0.8	U	<	0.8	U	<	0.500	U	1.12	0.16		<	0.16	U	0.732	NRL		0.987	NRL	
MNX	-	0 / 13		NA			NA			NA			NA			NA			NA			NA			NA			NA	
Nitrobenzene	-	0 / 28	<	0.70	U	<	0.8	U	<	0.8	U	<	0.8	U	<	0.500	U	<	0.231	U	<	0.231	U	<	0.817	U	<	0.817	U
RDX	12.4	12 / 29	<	1.0	U	<	0.8	U	<	0.8	U	<	0.8	U	<	1.00	U	2.81	0.558		<	0.558	U	1.88	NRL		2.36	NRL	
Tetryl	-	0 / 26	<	1.7	U	<	0.8	U	<	1.3	U	<	0.8	U	<	0.500	U	<	0.253	U	<	0.253	U	<	1.18	U	<	1.18	U

Notes:
< = less than reporting limit
µg/L = micrograms per liter
HMX = octahydro-1,3,5,7-tetranitro-1,3,5,7-tetrazocine
ID = identification number
J = estimated
LOQ = limit of quantification
MNX = mono-nitroso-RDX
NA = not analyzed
NRL = no reporting limit
Qual = qualifier
RDX = hexahydro-1,3,5-trinitro-1,3,5-triazine
RL = reporting limit
U = nondetect

TABLE E.1.4-19
CORNHUSKER ARMY AMMUNITION PLANT
WELL NW080-EXPLOSIVES

FIELD ID			NW080			NW080			NW080			NW080			NW080			NW080			NW080			NW080		
METHOD	Maximum	Detection	UW32			UW25			UW14			UW14			UW01			3S			99					
COLLECT DATE	Detection	Frequency	9/1/1992			5/31/1991			10/16/1990			4/25/1990			5/15/1989			9/10/1985			11/29/1984					
			Result	RL	Qual	Result	RL	Qual	Result	RL	Qual	Result	RL	Qual	Result	RL	Qual	Result	RL	Qual	Result	RL	Qual			
EXPLOSIVES (µg/L)																										
1,3,5-Trinitrobenzene	-	0 / 29	<	0.449	U	<	0.21	U	<	0.626	U	<	0.626	U	<	0.56	U		NA		<	0.1	U			
1,3-Dinitrobenzene	-	0 / 29	<	0.611	U	<	0.458	U	<	0.519	U	<	0.519	U	<	0.61	U		NA		<	0.1	U			
2,4,6-Trinitrotoluene	-	0 / 29	<	0.635	U	<	0.426	U	<	0.588	U	<	0.588	U	<	0.78	U		NA		<	0.1	U			
2,4-Dinitrotoluene	-	0 / 29	<	0.064	U	<	0.397	U	<	0.612	U	<	0.612	U	<	0.6	U		NA		<	0.1	U			
2,6-Dinitrotoluene	0.7	1 / 29	<	0.074	U	<	0.6	U	<	1.15	U	<	1.15	U	0.7	NRL			NA		<	0.1	U			
2-Amino-4,6-dinitrotoluene	-	0 / 25	<	0.158	U	<	0.8	U		NA			NA			NA			NA			NA				
2-Nitrotoluene	-	0 / 21		NA			NA			NA			NA			NA			NA			NA				
3-Nitrotoluene	-	0 / 21		NA			NA			NA			NA			NA			NA			NA				
4-Amino-2,6-dinitrotoluene	-	0 / 21		NA			NA			NA			NA			NA			NA			NA				
4-Nitrotoluene	-	0 / 21		NA			NA			NA			NA			NA			NA			NA				
HMX	3.38	9 / 28	3.38	NRL		1.15	NRL		<	1.65	U	<	1.65	U	1.72	NRL			NA			NA				
MNX	-	0 / 13		NA			NA			NA			NA			NA			NA			NA				
Nitrobenzene	-	0 / 28	<	0.645	U	<	0.682	U	<	1.07	U	<	1.07	U	<	1.13	U		NA			NA				
RDX	12.4	12 / 29	3.99	NRL		5.31	NRL		3.85	NRL		5.46	NRL		3.58	NRL		12.4	NRL			NA				
Tetryl	-	0 / 26		NA		<	0.631	U	<	0.556	U	<	0.556	U		NA			NA			NA				

Notes:
< = less than reporting limit
µg/L = micrograms per liter
HMX = octahydro-1,3,5,7-tetranitro-1,3,5,7-tetrazocine
ID = identification number
J = estimated
LOQ = limit of quantification
MNX = mono-nitroso-RDX
NA = not analyzed
NRL = no reporting limit
Qual = qualifier
RDX = hexahydro-1,3,5-trinitro-1,3,5-triazine
RL = reporting limit
U = nondetect

TABLE E.1.4-20
CORNHUSKER ARMY AMMUNITION PLANT
WELL NW081R-EXPLOSIVES

FIELD ID			NW081R					NW081R					NW081R					NW081R					NW081R					NW081R					NW081R					NW081R		
METHOD	Maximum	Detection	SW846 M8330					SW846 M8330					SW846 M8330					SW846 M8330					SW846 M8330					SW846 M8330					SW846 M8330					SW846 M8330		
COLLECT DATE	Detection	Frequency	None					6/8/2020					None					8/4/2016					8/11/2015					8/12/2014					3/6/2013					4/16/2012		
			Result	Qual	DL	LOD	LOQ	Result	Qual	DL	LOD	LOQ	Result	Qual	DL	LOD	LOQ	Result	DL	LOD	LOQ	Qual	Result	DL	LOD	LOQ	Qual	Result	LOQ	Qual	Result	RL	Qual	Result	RL	Qual	Result	RL	Qual
EXPLOSIVES (µg/L)																																							
1,3,5-Trinitrobenzene	0.928	2 / 31						<	U	0.093	0.22	0.23						<	0.21	0.43	1.1	U	<	0.41	0.41	1.0	UJ	<	1	U	<	0.8	U	<	0.8	U
1,3-Dinitrobenzene	-	0 / 31						<	U	0.041	0.11	0.12						<	0.095	0.21	0.43	U	<	0.20	0.20	0.41	UJ	<	0.42	U	<	0.8	U	<	0.8	U
2,4,6-Trinitrotoluene	-	0 / 31						<	U	0.05	0.11	0.12						<	0.077	0.21	0.43	U	<	0.20	0.20	0.41	UJ	<	0.42	U	<	0.8	U	<	0.8	U
2,4-Dinitrotoluene	-	0 / 31						<	U	0.03	0.089	0.11						<	0.090	0.21	0.43	U	<	0.20	0.20	0.41	UJ	<	0.42	U	<	0.8	U	<	0.8	U
2,6-Dinitrotoluene	1.51	1 / 31	**Not Sampled**					<	U	0.045	0.089	0.11	**Not Sampled**					<	0.069	0.21	0.21	U	<	0.20	0.20	0.20	UJ	<	0.21	U	<	0.8	U	<	0.8	U
2-Amino-4,6-dinitrotoluene	0.14 J	1 / 26	**in 2021, 2022**					<	UJ	0.056	0.11	0.12	**in 2017, 2018, 2019**					<	0.054	0.13	0.21	U	<	0.12	0.12	0.20	UJ	<	0.21	UJ	<	0.8	U	<	0.8	U
2-Nitrotoluene	-	0 / 22						<	UJ	0.095	0.22	0.23						<	0.091	0.21	0.43	U	<	0.20	0.20	0.41	UJ	<	0.42	U	<	0.8	U	<	0.8	U
3-Nitrotoluene	-	0 / 22						<	UJ	0.22	0.44	0.44						<	0.089	0.21	0.43	U	<	0.20	0.20	0.41	UJ	<	0.42	U	<	0.8	U	<	0.8	U
4-Amino-2,6-dinitrotoluene	-	0 / 24						<	UJ	0.064	0.13	0.17						<	0.062	0.13	0.21	U	<	0.12	0.20	0.20	UJ	<	0.21	U	<	1.4	U	<	1.4	U
4-Nitrotoluene	-	0 / 22						<	UJ	0.11	0.44	0.46						<	0.21	0.43	1.1	U	<	0.41	0.12	1.0	UJ	<	1	U	<	0.8	U	<	0.8	U
HMX	6.87	26 / 29						<	U	0.097	0.22	0.23						<	0.094	0.21	0.43	U	<	0.20	0.20	0.41	UJ	0.54	0.42		1.7	0.8		1.9	0.8	
MNX	0.12 J	1 / 14						<	U	0.17	0.44	2.2						<	0.38	0.38	2.1	U	<	0.36	0.36	2.0	UJ	<	2.1	U	<	0.8	U	<	0.8	U
Nitrobenzene	-	0 / 29						<	U	0.1	0.22	0.23						<	0.097	0.21	0.43	U	<	0.20	0.20	0.41	UJ	<	0.42	U	<	0.8	U	<	0.8	U
RDX	70.7	31 / 33						<	U	0.057	0.22	0.23						<	0.056	0.13	0.21	U	0.16	0.16	0.12	0.20	J	0.24	0.21		0.95	0.8		1.6	0.8	J
Tetryl	-	0 / 27						<	U	0.035	0.11	0.12						<	0.085	0.21	0.26	U	<	0.080	0.20	0.24	UJ	<	0.25	UJ	<	1.6	U	<	0.8	U

Notes:
< = less than reporting limit
µg/L = micrograms per liter
HMX = octahydro-1,3,5,7-tetranitro-1,3,5,7-tetrazocine
ID = identification number
J = estimated
LOQ = limit of quantification
MNX = mono-nitroso-RDX
NA = not analyzed
NRL = no reporting limit
Qual = qualifier
RDX = hexahydro-1,3,5-trinitro-1,3,5-triazine
RL = reporting limit
U = nondetect

TABLE E.1.4-20
CORNHUSKER ARMY AMMUNITION PLANT
WELL NW081R-EXPLOSIVES

FIELD ID			NW081			NW081			NW081			NW081			NW081			NW081			NW081			NW081			NW081			NW081		
METHOD	Maximum	Detection	SW846 M8330			SW846 M8330			SW846 M8330			SW846 M8330			SW846 M8330			SW846 M8330			SW846 M8330			SW846 M8330			SW846 M8330			SW846 M8330		
COLLECT DATE	Detection	Frequency	3/3/2011			3/15/2010			3/4/2009			3/6/2008			3/8/2007			3/10/2006			3/11/2005			3/11/2004			3/13/2003			3/15/2002		
			Result	RL	Qual	Result	RL	Qual	Result	RL	Qual	Result	RL	Qual	Result	RL	Qual	Result	RL	Qual	Result	RL	Qual	Result	RL	Qual	Result	RL	Qual	Result	RL	Qual
EXPLOSIVES (µg/L)																																
1,3,5-Trinitrobenzene	0.928	2 / 31	<	0.8	U	<	1	U	<	0.48	U	<	0.48	U	<	0.49	U	<	0.48	U	<	0.48	U	<	0.16	U	<	0.24	U	<	0.38	U
1,3-Dinitrobenzene	-	0 / 31	<	0.8	U	<	0.4	U	<	0.48	U	<	0.48	U	<	0.49	U	<	0.48	U	<	0.48	U	<	0.16	U	<	0.16	U	<	0.26	U
2,4,6-Trinitrotoluene	-	0 / 31	<	0.8	U	<	0.4	U	<	0.48	U	<	0.48	U	<	0.49	U	<	0.48	U	<	0.48	U	<	0.16	U	<	0.2	U	<	0.32	U
2,4-Dinitrotoluene	-	0 / 31	<	0.8	U	<	0.4	U	<	0.48	U	<	0.48	U	<	0.49	U	<	0.48	U	<	0.48	U	<	0.31	U	<	0.17	U	<	0.26	U
2,6-Dinitrotoluene	1.51	1 / 31	<	0.8	U	<	0.2	U	<	0.48	U	<	0.48	U	<	0.49	U	<	0.48	U	<	0.48	U	<	0.31	U	<	0.62	U	<	0.99	U
2-Amino-4,6-dinitrotoluene	0.14 J	1 / 26	<	0.8	U	0.14	0.2	J	<	0.48	U	<	0.48	U	<	0.49	U	<	0.48	U	<	0.48	U	<	0.31	U	<	0.25	U	<	0.40	U
2-Nitrotoluene	-	0 / 22	<	0.8	U	<	0.4	U	<	0.48	U	<	0.48	U	<	0.49	U	<	0.48	U	<	0.48	U	<	0.31	U	<	0.49	U	<	0.78	U
3-Nitrotoluene	-	0 / 22	<	0.8	U	<	0.4	U	<	0.48	U	<	0.48	U	<	0.49	U	<	0.48	U	<	0.48	U	<	0.31	U	<	0.31	U	<	0.50	U
4-Amino-2,6-dinitrotoluene	-	0 / 24	<	0.8	U	<	0.2	U	<	0.48	U	<	0.48	U	<	0.49	U	<	0.48	U	<	0.48	U	<	0.31	U	<	0.42	U	<	0.67	U
4-Nitrotoluene	-	0 / 22	<	0.8	U	<	1	U	<	0.48	U	<	0.48	U	<	0.49	U	<	0.48	U	<	0.48	U	<	0.5	U	<	1	U	<	1.6	U
HMX	6.87	26 / 29	2.2	0.8		2.7	0.4		3.3	0.48		3.2	0.48		3.1	0.49		3	0.48		3	0.48		3.1	0.39		3.4	0.68		4.0	1.1	
MNX	0.12 J	1 / 14	<	0.8	U	<	2	U	<	0.48	U	<	0.48	U	<	0.49	U	<	0.48	U	<	0.48	U	0.12	0.16	J		NA			NA	
Nitrobenzene	-	0 / 29	<	0.8	U	<	0.4	U	<	0.48	U	<	0.48	U	<	0.49	U	<	0.48	U	<	0.48	U	<	0.16	U	<	0.28	U	<	0.45	U
RDX	70.7	31 / 33	2.3	0.8		2	0.2		3.1	0.48		3.1	0.48		3.4	0.49		3.5	0.48		3.9	0.48		3.4	0.16		3.2	0.4		5.0	0.64	
Tetryl	-	0 / 27	<	0.8	U	<	0.24	U	<	0.48	U	<	0.48	U	<	0.49	U	<	0.48	U	<	0.48	U	<	0.31	U	<	0.66	U	<	1.1	U

Notes:
< = less than reporting limit
µg/L = micrograms per liter
HMX = octahydro-1,3,5,7-tetranitro-1,3,5,7-tetrazocine
ID = identification number
J = estimated
LOQ = limit of quantification
MNX = mono-nitroso-RDX
NA = not analyzed
NRL = no reporting limit
Qual = qualifier
RDX = hexahydro-1,3,5-trinitro-1,3,5-triazine
RL = reporting limit
U = nondetect

TABLE E.1.4-20
CORNHUSKER ARMY AMMUNITION PLANT
WELL NW081R-EXPLOSIVES

FIELD ID			NW081			NW081			NW081			NW081			NW081			NW081			NW081			NW081			NW081			NW081		
METHOD	Maximum	Detection	SW846 M8330			SW846 M8330			SW846 M8330			UW51			UW51			UW51			UW33			UW33			UW32			UW25		
COLLECT DATE	Detection	Frequency	3/16/2001			3/9/2000			3/19/1999			6/15/1998			10/1/1997			12/10/1996			7/16/1994			6/11/1994			9/1/1992			6/3/1991		
			Result	RL	Qual	Result	RL	Qual	Result	RL	Qual	Result	RL	Qual	Result	RL	Qual	Result	RL	Qual	Result	RL	Qual	Result	RL	Qual	Result	RL	Qual	Result	RL	Qual
EXPLOSIVES (µg/L)																																
1,3,5-Trinitrobenzene	0.928	2 / 31	<	0.8	U	<	0.8	U	<	0.8	U	<	1.00	U	<	0.125	U	<	0.125	U	<	0.425	U	<	0.425	U	<	0.449	U	<	0.21	U
1,3-Dinitrobenzene	-	0 / 31	<	0.8	U	<	0.8	U	<	0.8	U	<	0.500	U	<	0.989	U	<	0.989	U	<	0.549	U	<	0.549	U	<	0.611	U	<	0.458	U
2,4,6-Trinitrotoluene	-	0 / 31	<	0.8	U	<	1.5	U	<	0.8	U	<	1.00	U	<	0.29	U	<	0.29	U	<	0.451	U	<	0.451	U	<	0.635	U	<	0.426	U
2,4-Dinitrotoluene	-	0 / 31	<	0.8	U	<	1.1	U	<	0.8	U	<	0.500	U	<	0.233	U	<	0.233	U	<	0.26	U	<	0.26	U	<	0.064	U	<	0.397	U
2,6-Dinitrotoluene	1.51	1 / 31	<	0.8	U	<	1.1	U	<	0.8	U	<	0.500	U	<	0.2	U	<	0.2	U	<	0.26	U	<	0.26	U	<	0.074	U	<	0.6	U
2-Amino-4,6-dinitrotoluene	0.14 J	1 / 26	<	0.8	U	<	1	U	<	0.8	U	<	0.500	U	<	0.173	U	<	0.173	U	<	0.954	U	<	0.244	U	<	0.158	U	<	0.8	U
2-Nitrotoluene	-	0 / 22	<	0.8	U	<	1.1	U	<	0.8	U	<	1.00	U	<	0.319	U	<	0.319	U		NA			NA			NA			NA		
3-Nitrotoluene	-	0 / 22	<	0.8	U	<	1.1	U	<	0.8	U	<	1.00	U	<	0.514	U	<	0.514	U		NA			NA			NA			NA		
4-Amino-2,6-dinitrotoluene	-	0 / 24	<	0.8	U	<	1	U	<	0.8	U	<	1.00	U	<	0.309	U	<	0.309	U	<	0.704	U	<	0.704	U		NA			NA		
4-Nitrotoluene	-	0 / 22	<	0.8	U	<	1.1	U	<	0.8	U	<	1.00	U	<	0.368	U	<	0.368	U		NA			NA			NA			NA		
HMX	6.87	26 / 29	4.1	1		4.8	0.8		4.41	0.8		4.29	0.500	J*	3.43	0.16		4.9	0.16		6.62	NRL		6.87	NRL		6.38	NRL		4.34	NRL	
MNX	0.12 J	1 / 14		NA			NA			NA			NA			NA			NA			NA			NA			NA			NA	
Nitrobenzene	-	0 / 29	<	0.8	U	<	0.8	U	<	0.8	U	<	0.500	U	<	0.231	U	<	0.231	U	<	0.817	U	<	0.817	U	<	0.645	U	<	0.682	U
RDX	70.7	31 / 33	5.8	0.8		5.4	0.8		6.32	0.8		6.58	1.00		6.11	0.558		9.4	0.558		17	NRL		17	NRL		18.8	NRL		20.7	NRL	
Tetryl	-	0 / 27	<	0.8	U	<	1.3	U	<	0.8	U	<	0.500	U	<	0.253	U	<	0.253	U	<	1.18	U	<	1.18	U		NA		<	0.77	U

Notes:
< = less than reporting limit
µg/L = micrograms per liter
HMX = octahydro-1,3,5,7-tetranitro-1,3,5,7-tetrazocine
ID = identification number
J = estimated
LOQ = limit of quantification
MNX = mono-nitroso-RDX
NA = not analyzed
NRL = no reporting limit
Qual = qualifier
RDX = hexahydro-1,3,5-trinitro-1,3,5-triazine
RL = reporting limit
U = nondetect

TABLE E.1.4-20
CORNHUSKER ARMY AMMUNITION PLANT
WELL NW081R-EXPLOSIVES

FIELD ID			NW081			NW081			NW081			NW081			NW081			NW081			NW081		
METHOD	Maximum	Detection	UW14			UW14			UW01			3S			99			99			99		
COLLECT DATE	Detection	Frequency	10/16/1990			4/25/1990			5/15/1989			9/10/1985			4/16/1985			3/15/1985			11/29/1984		
			Result	RL	Qual	Result	RL	Qual	Result	RL	Qual	Result	RL	Qual	Result	RL	Qual	Result	RL	Qual	Result	RL	Qual
EXPLOSIVES (µg/L)																							
1,3,5-Trinitrobenzene	0.928	2 / 31	0.928	NRL		0.863	NRL		<	0.56	U		NA			NA		<	0.1	U	<	0.1	U
1,3-Dinitrobenzene	-	0 / 31	<	0.519	U	<	0.519	U	<	0.61	U		NA			NA		<	0.1	U	<	0.1	U
2,4,6-Trinitrotoluene	-	0 / 31	<	0.588	U	<	0.588	U	<	0.78	U		NA			NA		<	0.1	U	<	0.1	U
2,4-Dinitrotoluene	-	0 / 31	<	0.612	U	<	0.612	U	<	0.6	U		NA			NA		<	0.1	U	<	0.1	U
2,6-Dinitrotoluene	1.51	1 / 31	<	1.15	U	<	1.15	U	1.51	NRL			NA			NA		<	0.1	U	<	0.1	U
2-Amino-4,6-dinitrotoluene	0.14 J	1 / 26		NA			NA			NA			NA			NA			NA			NA	
2-Nitrotoluene	-	0 / 22		NA			NA			NA			NA			NA			NA			NA	
3-Nitrotoluene	-	0 / 22		NA			NA			NA			NA			NA			NA			NA	
4-Amino-2,6-dinitrotoluene	-	0 / 24		NA			NA			NA			NA			NA			NA			NA	
4-Nitrotoluene	-	0 / 22		NA			NA			NA			NA			NA			NA			NA	
HMX	6.87	26 / 29	5.65	NRL		5.71	NRL		4.34	NRL			NA			NA			NA			NA	
MNX	0.12 J	1 / 14		NA			NA			NA			NA			NA			NA			NA	
Nitrobenzene	-	0 / 29	<	1.07	U	<	1.07	U	<	1.13	U		NA			NA			NA			NA	
RDX	70.7	31 / 33	17	NRL		17.7	NRL		5.37	NRL		70.7	NRL		53	NRL		48	NRL		54	NRL	
Tetryl	-	0 / 27	<	0.556	U	<	0.556	U		NA			NA			NA			NA			NA	

Notes:
< = less than reporting limit
µg/L = micrograms per liter
HMX = octahydro-1,3,5,7-tetranitro-1,3,5,7-tetrazocine
ID = identification number
J = estimated
LOQ = limit of quantification
MNX = mono-nitroso-RDX
NA = not analyzed
NRL = no reporting limit
Qual = qualifier
RDX = hexahydro-1,3,5-trinitro-1,3,5-triazine
RL = reporting limit
U = nondetect

TABLE E.1.4-21
CORNHUSKER ARMY AMMUNITION PLANT
WELL NW082R-EXPLOSIVES

FIELD ID			NW082R					NW082R					NW082R					NW082R					NW082R					NW082R					NW082R					NW082R		
METHOD	Maximum	Detection	SW846 M8330					SW846 M8330					SW846 M8330					SW846 M8330					SW846 M8330					SW846 M8330					SW846 M8330					SW846 M8330		
COLLECT DATE	Detection	Frequency	None					6/8/2020					None					8/4/2016					8/11/2015					8/12/2014					3/6/2013					4/16/2012		
			Result	Qual	DL	LOD	LOQ	Result	Qual	DL	LOD	LOQ	Result	Qual	DL	LOD	LOQ	Result	DL	LOD	LOQ	Qual	Result	DL	LOD	LOQ	Qual	Result	LOQ	Qual	Result	RL	Qual	Result	RL	Qual	Result	RL	Qual
EXPLOSIVES (µg/L)																																							
1,3,5-Trinitrobenzene	1.31	2 / 32						<	U	0.09	0.21	0.22						<	0.21	0.43	1.1	U	<	0.41	0.42	1.0	U	<	1	U	<	0.8	U	<	0.8	U
1,3-Dinitrobenzene	0.547	1 / 32						<	U	0.039	0.11	0.12						<	0.094	0.21	0.43	U	<	0.20	0.21	0.42	U	<	0.42	U	<	0.8	U	<	0.8	U
2,4,6-Trinitrotoluene	-	0 / 32						<	U	0.048	0.11	0.12						<	0.077	0.21	0.43	U	<	0.20	0.21	0.42	UJ	<	0.42	U	<	0.8	U	<	0.8	U
2,4-Dinitrotoluene	-	0 / 32						<	U	0.029	0.085	0.11						<	0.089	0.21	0.43	U	<	0.20	0.21	0.42	U	<	0.42	U	<	0.8	U	<	0.8	U
2,6-Dinitrotoluene	1.1	1 / 32	**Not Sampled**					<	U	0.043	0.085	0.11	**Not Sampled**					<	0.069	0.21	0.21	U	<	0.20	0.21	0.21	U	<	0.21	U	<	0.8	U	<	0.8	U
2-Amino-4,6-dinitrotoluene	-	0 / 27	**in 2021, 2022**					<	UJ	0.054	0.11	0.12	**in 2017, 2018, 2019**					<	0.054	0.13	0.21	U	<	0.12	0.13	0.21	UJ	<	0.21	U	<	0.8	U	<	0.8	U
2-Nitrotoluene	-	0 / 22						<	UJ	0.091	0.21	0.22						<	0.091	0.21	0.43	U	<	0.20	0.21	0.42	U	<	0.42	U	<	0.8	U	<	0.8	U
3-Nitrotoluene	-	0 / 22						<	UJ	0.21	0.43	0.43						<	0.089	0.21	0.43	U	<	0.20	0.21	0.42	U	<	0.42	U	<	0.8	U	<	0.8	U
4-Amino-2,6-dinitrotoluene	-	0 / 22						<	UJ	0.062	0.13	0.16						<	0.061	0.13	0.21	U	<	0.12	0.13	0.21	UJ	<	0.21	U	<	1.4	U	<	1.4	U
4-Nitrotoluene	-	0 / 22						<	UJ	0.11	0.43	0.44						<	0.21	0.43	1.1	U	<	0.41	0.42	1.0	U	<	1	U	<	0.8	U	<	0.8	U
HMX	2.27	24 / 30						<	U	0.093	0.21	0.22						<	0.093	0.21	0.43	U	<	0.20	0.21	0.42	U	<	0.42	J	0.81	0.8	J	0.89	0.8	
MNX	0.11 J	1 / 14						<	U	0.16	0.43	2.1						<	0.38	0.38	2.1	U	<	0.38	0.38	2.1	U	<	2.1	U	<	0.8	U	<	0.8	U
Nitrobenzene	-	0 / 30						<	U	0.097	0.21	0.22						<	0.097	0.21	0.43	U	<	0.20	0.21	0.42	U	<	0.42	U	<	0.8	U	<	0.8	U
RDX	20	23 / 32						<	U	0.055	0.21	0.22						<	0.056	0.13	0.21	U	<	0.16	0.13	0.21	U	<	0.21	U	<	0.8	U	<	0.8	U
Tetryl	0.949	1 / 28						<	U	0.034	0.11	0.12						<	0.084	0.21	0.26	U	<	0.20	0.21	0.25	U	<	0.25	U	<	1.6	U	<	0.8	U

Notes:
< = less than reporting limit
µg/L = micrograms per liter
HMX = octahydro-1,3,5,7-tetranitro-1,3,5,7-tetrazocine
ID = identification number
J = estimated
LOQ = limit of quantification
MNX = mono-nitroso-RDX
NA = not analyzed
NRL = no reporting limit
Qual = qualifier
RDX = hexahydro-1,3,5-trinitro-1,3,5-triazine
RL = reporting limit
U = nondetect

TABLE E.1.4-21
CORNHUSKER ARMY AMMUNITION PLANT
WELL NW082R-EXPLOSIVES

FIELD ID			NW082			NW082			NW082			NW082			NW082			NW082			NW082			NW082			NW082			NW082			NW082		
METHOD	Maximum	Detection	SW846 M8330			SW846 M8330			SW846 M8330			SW846 M8330			SW846 M8330			SW846 M8330			SW846 M8330			SW846 M8330			SW846 M8330			SW846 M8330			SW846 M8330		
COLLECT DATE	Detection	Frequency	3/3/2011			3/15/2010			3/4/2009			3/6/2008			3/8/2007			3/10/2006			3/11/2005			3/11/2004			3/13/2003			3/15/2002			3/16/2001		
			Result	RL	Qual	Result	RL	Qual	Result	RL	Qual	Result	RL	Qual	Result	RL	Qual	Result	RL	Qual	Result	RL	Qual	Result	RL	Qual	Result	RL	Qual	Result	RL	Qual	Result	RL	Qual
EXPLOSIVES (µg/L)																																			
1,3,5-Trinitrobenzene	1.31	2 / 32	<	0.8	U	<	0.99	U	<	0.48	U	<	0.47	U	<	0.49	U	<	0.48	U	<	0.51	U	<	0.25	U	<	0.24	U	<	0.38	U	<	0.8	U
1,3-Dinitrobenzene	0.547	1 / 32	<	0.8	U	<	0.4	U	<	0.48	U	<	0.47	U	<	0.49	U	<	0.48	U	<	0.51	U	<	0.25	U	<	0.16	U	<	0.25	U	<	0.8	U
2,4,6-Trinitrotoluene	-	0 / 32	<	0.8	U	<	0.4	U	<	0.48	U	<	0.47	U	<	0.49	U	<	0.48	U	<	0.51	U	<	0.25	U	<	0.2	U	<	0.32	U	<	0.8	U
2,4-Dinitrotoluene	-	0 / 32	<	0.8	U	<	0.4	U	<	0.48	U	<	0.47	U	<	0.49	U	<	0.48	U	<	0.51	U	<	0.49	U	<	0.16	U	<	0.25	U	<	0.8	U
2,6-Dinitrotoluene	1.1	1 / 32	<	0.8	U	<	0.2	U	<	0.48	U	<	0.47	U	<	0.49	U	<	0.48	U	<	0.51	U	<	0.49	U	<	0.62	U	<	0.98	U	<	0.8	U
2-Amino-4,6-dinitrotoluene	-	0 / 27	<	0.8	U	<	0.2	U	<	0.48	U	<	0.47	U	<	0.49	U	<	0.48	U	<	0.51	U	<	0.49	U	<	0.25	U	<	0.40	U	<	0.8	U
2-Nitrotoluene	-	0 / 22	<	0.8	U	<	0.4	U	<	0.48	U	<	0.47	U	<	0.49	U	<	0.48	U	<	0.51	U	<	0.49	U	<	0.49	U	<	0.78	U	<	0.8	U
3-Nitrotoluene	-	0 / 22	<	0.8	U	<	0.4	U	<	0.48	U	<	0.47	U	<	0.49	U	<	0.48	U	<	0.51	U	<	0.49	U	<	0.31	U	<	0.49	U	<	0.8	U
4-Amino-2,6-dinitrotoluene	-	0 / 22	<	0.8	U	<	0.2	U	<	0.48	U	<	0.47	U	<	0.49	U	<	0.48	U	<	0.51	U	<	0.49	U	<	0.42	U	<	0.67	U	<	0.8	U
4-Nitrotoluene	-	0 / 22	<	0.8	U	<	0.99	U	<	0.48	U	<	0.47	U	<	0.49	U	<	0.48	U	<	0.51	U	<	0.79	U	<	1	U	<	1.6	U	<	0.8	U
HMX	2.27	24 / 30	1.2	0.8		1.2	0.4		1.5	0.48		2.1	0.47		1.6	0.49		1.5	0.48		1.3	0.51		1.7	0.62		1.5	0.68		1.6	1.1		1.6	1	
MNX	0.11 J	1 / 14	<	0.8	U	<	2	U	<	0.48	U	<	0.47	U	<	0.49	U	<	0.48	U	<	0.51	U	0.11	0.25	J		NA			NA			NA	
Nitrobenzene	-	0 / 30	<	0.8	U	<	0.4	U	<	0.48	U	<	0.47	U	<	0.49	U	<	0.48	U	<	0.51	U	<	0.25	U	<	0.28	U	<	0.44	U	<	0.8	U
RDX	20	23 / 32	1.4	0.8		0.47	0.2		0.7	0.48		1.5	0.47		0.73	0.49		0.81	0.48		0.75	0.51		1.3	0.25		0.87	0.4		1.5	0.63		1.2	0.8	
Tetryl	0.949	1 / 28	<	0.8	U	<	0.24	U	<	0.48	U	<	0.47	U	<	0.49	U	<	0.48	U	<	0.51	U	<	0.49	U	<	0.66	U	<	1.0	U	<	0.8	U

Notes:
< = less than reporting limit
µg/L = micrograms per liter
HMX = octahydro-1,3,5,7-tetranitro-1,3,5,7-tetrazocine
ID = identification number
J = estimated
LOQ = limit of quantification
MNX = mono-nitroso-RDX
NA = not analyzed
NRL = no reporting limit
Qual = qualifier
RDX = hexahydro-1,3,5-trinitro-1,3,5-triazine
RL = reporting limit
U = nondetect

TABLE E.1.4-21
CORNHUSKER ARMY AMMUNITION PLANT
WELL NW082R-EXPLOSIVES

FIELD ID			NW082			NW082			NW082			NW082			NW082			NW082			NW082			NW082			NW082			NW082			NW082		
METHOD	Maximum	Detection	SW846 M8330			SW846 M8330			UW51			UW51			UW51			UW33			UW33			UW32			UW33			UW25			UW14		
COLLECT DATE	Detection	Frequency	3/9/2000			3/19/1999			6/15/1998			10/1/1997			12/10/1996			7/16/1994			6/11/1994			9/1/1992			7/24/1991			6/4/1991			10/16/1990		
			Result	RL	Qual	Result	RL	Qual	Result	RL	Qual	Result	RL	Qual	Result	RL	Qual	Result	RL	Qual	Result	RL	Qual	Result	RL	Qual	Result	RL	Qual	Result	RL	Qual	Result	RL	Qual
EXPLOSIVES (µg/L)																																				
1,3,5-Trinitrobenzene	1.31	2 / 32	<	0.8	U	<	0.8	U	<	1.00	U	<	0.125	U	<	0.125	U	<	0.425	U	<	0.425	U	<	0.449	U	<	0.425	U	<	0.21	U	0.984	NRL	
1,3-Dinitrobenzene	0.547	1 / 32	<	0.8	U	<	0.8	U	<	0.500	U	<	0.989	U	<	0.989	U	0.547	NRL		<	0.549	U	<	0.611	U	<	0.549	U	<	0.458	U	<	0.519	U
2,4,6-Trinitrotoluene	-	0 / 32	<	1.5	U	<	0.8	U	<	1.00	U	<	0.29	U	<	0.29	U	<	0.451	U	<	0.451	U	<	0.635	U	<	0.451	U	<	0.426	U	<	0.588	U
2,4-Dinitrotoluene	-	0 / 32	<	1.1	U	<	0.8	U	<	0.500	U	<	0.233	U	<	0.233	U	<	0.26	U	<	0.26	U	<	0.064	U	<	0.26	U	<	0.397	U	<	0.612	U
2,6-Dinitrotoluene	1.1	1 / 32	<	1.1	U	<	0.8	U	<	0.500	U	<	0.2	U	<	0.2	U	<	0.26	U	<	0.26	U	<	0.074	U	<	0.26	U	<	0.6	U	<	1.15	U
2-Amino-4,6-dinitrotoluene	-	0 / 27	<	1	U	<	0.8	U	<	0.500	U	<	0.173	U	<	0.173	U	<	0.244	U	<	0.244	U	<	0.158	U	<	0.5	U	<	0.8	U	<	NA	
2-Nitrotoluene	-	0 / 22	<	1.1	U	<	0.8	U	<	1.00	U	<	0.319	U	<	0.319	U		NA			NA			NA			NA			NA			NA	
3-Nitrotoluene	-	0 / 22	<	1.1	U	<	0.8	U	<	1.00	U	<	0.514	U	<	0.514	U		NA			NA			NA			NA			NA			NA	
4-Amino-2,6-dinitrotoluene	-	0 / 22	<	1	U	<	0.8	U	<	1.00	U	<	0.309	U	<	0.309	U		NA			NA			NA			NA			NA			NA	
4-Nitrotoluene	-	0 / 22	<	1.1	U	<	0.8	U	<	1.00	U	<	0.368	U	<	0.368	U		NA			NA			NA			NA			NA			NA	
HMX	2.27	24 / 30	1.60	0.8		1.90	0.8		1.11	0.500	J*	1.69	0.16		1.7	0.16		2.14	NRL		1.81	NRL		1.59	NRL		<	0.563	U	1.79	NRL		<	1.65	U
MNX	0.11 J	1 / 14		NA			NA			NA			NA			NA			NA			NA			NA			NA			NA			NA	
Nitrobenzene	-	0 / 30	<	0.8	U	<	0.8	U	<	0.500	U	<	0.231	U	<	0.231	U	<	0.817	U	<	0.817	U	<	0.645	U	<	0.817	U	<	0.682	U	<	1.07	U
RDX	20	23 / 32	1.1	0.8		1.62	0.8		<	1.00	U	2.29	0.558		<	0.558	U	3.79	NRL		2.48	NRL		2.86	NRL		4.99	NRL			NA		<	2.11	U
Tetryl	0.949	1 / 28	<	1.3	U	<	0.8	U	<	0.500	U	<	0.253	U	<	0.253	U	<	1.18	U	<	1.18	U		NA		<	1.18	U	0.949	NRL		<	0.556	U

Notes:
< = less than reporting limit
µg/L = micrograms per liter
HMX = octahydro-1,3,5,7-tetranitro-1,3,5,7-tetrazocine
ID = identification number
J = estimated
LOQ = limit of quantification
MNX = mono-nitroso-RDX
NA = not analyzed
NRL = no reporting limit
Qual = qualifier
RDX = hexahydro-1,3,5-trinitro-1,3,5-triazine
RL = reporting limit
U = nondetect

TABLE E.1.4-21
CORNHUSKER ARMY AMMUNITION PLANT
WELL NW082R-EXPLOSIVES

FIELD ID			NW082			NW082			NW082			NW082			NW082		
METHOD	Maximum	Detection	UW14			UW01			3S			99			99		
COLLECT DATE	Detection	Frequency	4/25/1990			5/15/1989			9/10/1985			3/15/1985			11/29/1984		
			Result	RL	Qual	Result	RL	Qual	Result	RL	Qual	Result	RL	Qual	Result	RL	Qual
EXPLOSIVES (µg/L)																	
1,3,5-Trinitrobenzene	1.31	2 / 32	1.31	NRL		<	0.56	U		NA		<	0.1	U	<	0.1	U
1,3-Dinitrobenzene	0.547	1 / 32	<	0.519	U	<	0.61	U		NA		<	0.1	U	<	0.1	U
2,4,6-Trinitrotoluene	-	0 / 32	<	0.588	U	<	0.78	U		NA		<	0.1	U	<	0.1	U
2,4-Dinitrotoluene	-	0 / 32	<	0.612	U	<	0.6	U		NA		<	0.1	U	<	0.1	U
2,6-Dinitrotoluene	1.1	1 / 32	<	1.15	U	1.1	NRL			NA		<	0.1	U	<	0.1	U
2-Amino-4,6-dinitrotoluene	-	0 / 27		NA			NA			NA			NA			NA	
2-Nitrotoluene	-	0 / 22		NA			NA			NA			NA			NA	
3-Nitrotoluene	-	0 / 22		NA			NA			NA			NA			NA	
4-Amino-2,6-dinitrotoluene	-	0 / 22		NA			NA			NA			NA			NA	
4-Nitrotoluene	-	0 / 22		NA			NA			NA			NA			NA	
HMX	2.27	24 / 30	2.27	NRL		1.86	NRL			NA			NA			NA	
MNX	0.11 J	1 / 14		NA			NA			NA			NA			NA	
Nitrobenzene	-	0 / 30	<	1.07	U	<	1.13	U		NA			NA			NA	
RDX	20	23 / 32	3.94	NRL		7.81	NRL		15.4	NRL		9	NRL		20	NRL	
Tetryl	0.949	1 / 28	<	0.556	U		NA			NA			NA			NA	

Notes:
< = less than reporting limit
µg/L = micrograms per liter
HMX = octahydro-1,3,5,7-tetranitro-1,3,5,7-tetrazocine
ID = identification number
J = estimated
LOQ = limit of quantification
MNX = mono-nitroso-RDX
NA = not analyzed
NRL = no reporting limit
Qual = qualifier
RDX = hexahydro-1,3,5-trinitro-1,3,5-triazine
RL = reporting limit
U = nondetect

TABLE E.1.4-22
CORNHUSKER ARMY AMMUNITION PLANT
WELL NW090-EXPLOSIVES

FIELD ID			NW090			NW090			NW090			NW090			NW090			NW090			NW090			NW090			NW090			NW090			NW090		
METHOD	Maximum	Detection	SW846 M8330			SW846 M8330			SW846 M8330			SW846 M8330			SW846 M8330			SW846 M8330			SW846 M8330			SW846 M8330			UW51			UW51				
COLLECT DATE	Detection	Frequency	None			3/10/2005			3/10/2004			3/13/2003			3/15/2002			3/16/2001			3/9/2000			3/19/1999			6/13/1998			9/13/1997				
			Result	RL	Qual	Result	RL	Qual	Result	RL	Qual	Result	RL	Qual	Result	RL	Qual	Result	RL	Qual	Result	RL	Qual	Result	RL	Qual	Result	RL	Qual	Result	RL	Qual		
EXPLOSIVES (µg/L)																																		
1,3,5-Trinitrobenzene	-	0 / 9				<	0.53	U	<	0.3	U	<	0.26	U	<	0.35	U	<	0.8	U	<	0.8	U	<	0.8	U	<	1.00	U	<	0.125	U		
1,3-Dinitrobenzene	-	0 / 9				<	0.53	U	<	0.3	U	<	0.17	U	<	0.23	U	<	0.8	U	<	0.8	U	<	0.8	U	<	0.500	U	<	0.989	U		
2,4,6-Trinitrotoluene	-	0 / 9				<	0.53	U	<	0.3	U	<	0.22	U	<	0.29	U	<	0.8	U	<	1.5	U	<	0.8	U	<	1.00	U	<	0.29	U		
2,4-Dinitrotoluene	-	0 / 9				<	0.53	U	<	0.58	U	<	0.17	U	<	0.23	U	<	0.8	U	<	1.1	U	<	0.8	U	<	0.500	U	<	0.233	U		
2,6-Dinitrotoluene	-	0 / 9	**Abandoned**			<	0.53	U	<	0.58	U	<	0.67	U	<	0.91	U	<	0.8	U	<	1.1	U	<	0.8	U	<	0.500	U	<	0.2	U		
2-Amino-4,6-dinitrotoluene	-	0 / 9	**2005**			<	0.53	U	<	0.58	U	<	0.27	U	<	0.37	U	<	0.8	U	<	1	U	<	0.8	U	<	0.500	U	<	0.173	U		
2-Nitrotoluene	-	0 / 9				<	0.53	U	<	0.58	U	<	0.53	U	<	0.72	U	<	0.8	U	<	1.1	U	<	0.8	U	<	1.00	U	<	0.319	U		
3-Nitrotoluene	-	0 / 9				<	0.53	U	<	0.58	U	<	0.34	U	<	0.45	U	<	0.8	U	<	1.1	U	<	0.8	U	<	1.00	U	<	0.514	U		
4-Amino-2,6-dinitrotoluene	-	0 / 9				<	0.53	U	<	0.58	U	<	0.46	U	<	0.62	U	<	0.8	U	<	1	U	<	0.8	U	<	1.00	U	<	0.309	U		
4-Nitrotoluene	-	0 / 9				<	0.53	U	<	0.93	U	<	1.1	U	<	1.5	U	<	0.8	U	<	1.1	U	<	0.8	U	<	1.00	U	<	0.368	U		
HMX	-	0 / 9				<	0.53	U	<	0.73	U	<	0.74	U	<	1.0	U	<	1	U	<	0.8	U	<	0.8	U	<	0.500	U	<	0.16	U		
MNX	-	0 / 2				<	0.53	U	<	0.3	U		NA			NA			NA			NA			NA			NA			NA			
Nitrobenzene	-	0 / 9				<	0.53	U	<	0.3	U	<	0.3	U	<	0.41	U	<	0.8	U	<	0.8	U	<	0.8	U	<	0.500	U	<	0.231	U		
RDX	-	0 / 9				<	0.53	U	<	0.3	U	<	0.43	U	<	0.59	U	<	0.8	U	<	0.8	U	<	0.8	U	<	1.00	U	<	0.558	U		
Tetryl	-	0 / 9				<	0.53	U	<	0.58	U	<	0.72	U	<	0.97	U	<	0.8	U	<	1.3	U	<	0.8	U	<	0.500	U	<	0.253	U		

Notes:
< = less than reporting limit
µg/L = micrograms per liter
HMX = octahydro-1,3,5,7-tetranitro-1,3,5,7-tetrazocine
ID = identification number
J = estimated
LOQ = limit of quantification
MNX = mono-nitroso-RDX
NA = not analyzed
NRL = no reporting limit
Qual = qualifier
RDX = hexahydro-1,3,5-trinitro-1,3,5-triazine
RL = reporting limit
U = nondetect

TABLE E.1.4-23
CORNHUSKER ARMY AMMUNITION PLANT
WELL NW091-EXPLOSIVES

FIELD ID			NW091			NW091			NW091			NW091			NW091			NW091			NW091			NW091			NW091			NW091			NW091		
METHOD	Maximum	Detection	SW846 M8330			SW846 M8330			SW846 M8330			SW846 M8330			SW846 M8330			SW846 M8330			SW846 M8330			SW846 M8330			UW51			UW51				
COLLECT DATE	Detection	Frequency	None			3/10/2005			3/10/2004			3/13/2003			3/15/2002			3/16/2001			3/9/2000			3/19/1999			6/13/1998			9/13/1997				
			Result	RL	Qual	Result	RL	Qual	Result	RL	Qual	Result	RL	Qual	Result	RL	Qual	Result	RL	Qual	Result	RL	Qual	Result	RL	Qual	Result	RL	Qual	Result	RL	Qual		
EXPLOSIVES (µg/L)																																		
1,3,5-Trinitrobenzene	-	0 / 9				<	0.48	U	<	0.16	U	<	0.32	U	<	0.38	U	<	0.8	U	<	0.8	U	<	0.8	U	<	1.00	U	<	0.125	U		
1,3-Dinitrobenzene	-	0 / 9				<	0.48	U	<	0.16	U	<	0.21	U	<	0.26	U	<	0.8	U	<	0.8	U	<	0.8	U	<	0.500	U	<	0.989	U		
2,4,6-Trinitrotoluene	-	0 / 9				<	0.48	U	<	0.16	U	<	0.26	U	<	0.32	U	<	0.8	U	<	1.5	U	<	0.8	U	<	1.00	U	<	0.29	U		
2,4-Dinitrotoluene	-	0 / 9				<	0.48	U	<	0.31	U	<	0.21	U	<	0.26	U	<	0.8	U	<	1.1	U	<	0.8	U	<	0.500	U	<	0.233	U		
2,6-Dinitrotoluene	-	0 / 9	**Abandoned**			<	0.48	U	<	0.31	U	<	0.82	U	<	0.99	U	<	0.8	U	<	1.1	U	<	0.8	U	<	0.500	U	<	0.2	U		
2-Amino-4,6-dinitrotoluene	-	0 / 9	**2005**			<	0.48	U	<	0.31	U	<	0.33	U	<	0.40	U	<	0.8	U	<	1	U	<	0.8	U	<	0.500	U	<	0.173	U		
2-Nitrotoluene	-	0 / 9				<	0.48	U	<	0.31	U	<	0.65	U	<	0.78	U	<	0.8	U	<	1.1	U	<	0.8	U	<	1.00	U	<	0.319	U		
3-Nitrotoluene	-	0 / 9				<	0.48	U	<	0.31	U	<	0.41	U	<	0.50	U	<	0.8	U	<	1.1	U	<	0.8	U	<	1.00	U	<	0.514	U		
4-Amino-2,6-dinitrotoluene	-	0 / 9				<	0.48	U	<	0.31	U	<	0.55	U	<	0.67	U	<	0.8	U	<	1	U	<	0.8	U	<	1.00	U	<	0.309	U		
4-Nitrotoluene	-	0 / 9				<	0.48	U	<	0.5	U	<	1.3	U	<	1.6	U	<	0.8	U	<	1.1	U	<	0.8	U	<	1.00	U	<	0.368	U		
HMX	-	0 / 9				<	0.48	U	<	0.39	U	<	0.9	U	<	1.1	U	<	1	U	<	0.8	U	<	0.8	U	<	0.500	U	<	0.16	U		
MNX	-	0 / 2				<	0.48	U	<	0.16	U		NA			NA			NA			NA			NA			NA			NA			
Nitrobenzene	-	0 / 9				<	0.48	U	<	0.16	U	<	0.37	U	<	0.45	U	<	0.8	U	<	0.8	U	<	0.8	U	<	0.500	U	<	0.231	U		
RDX	-	0 / 9				<	0.48	U	<	0.16	U	<	0.53	U	<	0.64	U	<	0.8	U	<	0.8	U	<	0.8	U	<	1.00	U	<	0.558	U		
Tetryl	-	0 / 9				<	0.48	U	<	0.31	U	<	0.87	U	<	1.1	U	<	0.8	U	<	1.3	U	<	0.8	U	<	0.500	U	<	0.253	U		

Notes:
< = less than reporting limit
µg/L = micrograms per liter
HMX = octahydro-1,3,5,7-tetranitro-1,3,5,7-tetrazocine
ID = identification number
J = estimated
LOQ = limit of quantification
MNX = mono-nitroso-RDX
NA = not analyzed
NRL = no reporting limit
Qual = qualifier
RDX = hexahydro-1,3,5-trinitro-1,3,5-triazine
RL = reporting limit
U = nondetect

TABLE E.1.4-24
CORNHUSKER ARMY AMMUNITION PLANT
WELL NW100-EXPLOSIVES

FIELD ID			NW100			NW100			NW100			NW100			NW100			NW100			NW100			NW100			NW100			NW100			NW100		
METHOD	Maximum	Detection	SW846 M8330			SW846 M8330			SW846 M8330			SW846 M8330			SW846 M8330			SW846 M8330			SW846 M8330			SW846 M8330			SW846 M8330			SW846 M8330			SW846 M8330		
COLLECT DATE	Detection	Frequency	None			None			3/7/2013			2/29/2012			3/3/2011			3/10/2010			3/4/2009			3/5/2008			3/8/2007			3/8/2006			None		
			Result	RL	Qual	Result	RL	Qual	Result	RL	Qual	Result	RL	Qual	Result	RL	Qual	Result	RL	Qual	Result	RL	Qual	Result	RL	Qual	Result	RL	Qual	Result	RL	Qual	Result	RL	Qual
EXPLOSIVES (µg/L)																																		
1,3,5-Trinitrobenzene	-	0 / 23							<	0.8	U	<	0.8	U	<	0.8	U	<	1	U	<	0.48	U	<	0.48	U	<	0.49	U	<	0.48	U			
1,3-Dinitrobenzene	-	0 / 23							<	0.8	U	<	0.8	U	<	0.8	U	<	0.4	U	<	0.48	U	<	0.48	U	<	0.49	U	<	0.48	U			
2,4,6-Trinitrotoluene	-	0 / 23							<	0.8	U	<	0.8	U	<	0.8	U	<	0.4	U	<	0.48	U	<	0.48	U	<	0.49	U	<	0.48	U			
2,4-Dinitrotoluene	-	0 / 23							<	0.8	U	<	0.8	U	<	0.8	U	<	0.4	U	<	0.48	U	<	0.48	U	<	0.49	U	<	0.48	U			
2,6-Dinitrotoluene	-	0 / 23	**Abandoned**			**Not Sampled**			<	0.8	U	<	0.8	U	<	0.8	U	<	0.2	U	<	0.48	U	<	0.48	U	<	0.49	U	<	0.48	U	**Not Sampled**		
2-Amino-4,6-dinitrotoluene	-	0 / 22	**2020**			**in 2014 through 2019**			<	0.8	U	<	0.8	U	<	0.8	U	<	0.2	U	<	0.48	U	<	0.48	U	<	0.49	U	<	0.48	U	**in 2005**		
2-Nitrotoluene	-	0 / 17							<	0.8	U	<	0.8	U	<	0.8	U	<	0.4	U	<	0.48	U	<	0.48	U	<	0.49	U	<	0.48	U			
3-Nitrotoluene	-	0 / 17							<	0.8	U	<	0.8	U	<	0.8	U	<	0.4	U	<	0.48	U	<	0.48	U	<	0.49	U	<	0.48	U	**Well Dry**		
4-Amino-2,6-dinitrotoluene	0.63 J	1 / 17							<	1.4	U	<	1.4	U	<	0.8	U	<	0.2	U	<	0.48	U	<	0.48	U	<	0.49	U	<	0.48	U			
4-Nitrotoluene	-	0 / 17							<	0.8	U	<	0.8	U	<	0.8	U	<	1	U	<	0.48	U	<	0.48	U	<	0.49	U	<	0.48	U			
HMX	-	0 / 25							<	0.8	U	<	0.8	U	<	0.8	U	<	0.4	U	<	0.48	U	<	0.48	U	<	0.49	U	<	0.48	U			
MNX	-	0 / 9							<	0.8	U	<	0.8	U	<	0.8	U	<	2	U	<	0.48	U	<	0.48	U	<	0.49	U	<	0.48	U			
Nitrobenzene	-	0 / 22							<	0.8	U	<	0.8	U	<	0.8	U	<	0.4	U	<	0.48	U	<	0.48	U	<	0.49	U	<	0.48	U			
RDX	0.9	1 / 25							<	0.8	U	<	0.8	U	<	0.8	U	<	0.2	U	<	0.48	U	<	0.48	U	<	0.49	U	<	0.48	U			
Tetryl	-	0 / 21							<	1.6	U	<	0.8	U	<	0.8	U	<	0.24	U	<	0.48	U	<	0.48	U	<	0.49	U	<	0.48	U			

Notes:
< = less than reporting limit
µg/L = micrograms per liter
HMX = octahydro-1,3,5,7-tetranitro-1,3,5,7-tetrazocine
ID = identification number
J = estimated
LOQ = limit of quantification
MNX = mono-nitroso-RDX
NA = not analyzed
NRL = no reporting limit
Qual = qualifier
RDX = hexahydro-1,3,5-trinitro-1,3,5-triazine
RL = reporting limit
U = nondetect

TABLE E.1.4-24
CORNHUSKER ARMY AMMUNITION PLANT
WELL NW100-EXPLOSIVES

FIELD ID			NW100			NW100			NW100			NW100			NW100			NW100			NW100			NW100			NW100			NW100		
METHOD	Maximum	Detection	SW846 M8330			SW846 M8330			SW846 M8330			SW846 M8330			SW846 M8330			SW846 M8330			UW51			UW51			UW51			UW33		
COLLECT DATE	Detection	Frequency	3/16/2004			3/13/2003			3/14/2002			3/19/2001			3/8/2000			3/22/1999			6/12/1998			10/1/1997			2/18/1997			7/12/1994		
			Result	RL	Qual	Result	RL	Qual	Result	RL	Qual	Result	RL	Qual	Result	RL	Qual	Result	RL	Qual	Result	RL	Qual	Result	RL	Qual	Result	RL	Qual	Result	RL	Qual
EXPLOSIVES (µg/L)																																
1,3,5-Trinitrobenzene	-	0 / 23	<	0.24	U	<	0.33	U	<	0.39	U	<	0.8	U	<	0.8	U	<	0.8	U	<	1.00	U	<	0.125	U	<	0.125	U	<	0.425	U
1,3-Dinitrobenzene	-	0 / 23	<	0.24	U	<	0.22	U	<	0.26	U	<	0.8	U	<	0.8	U	<	0.8	U	<	0.500	U	<	0.989	U	<	0.989	U	<	0.549	U
2,4,6-Trinitrotoluene	-	0 / 23	<	0.24	U	<	0.28	U	<	0.32	U	<	0.8	U	<	1.5	U	<	0.8	U	<	1.00	U	<	0.29	U	<	0.29	U	<	0.451	U
2,4-Dinitrotoluene	-	0 / 23	<	0.46	U	<	0.22	U	<	0.26	U	<	0.8	U	<	1.1	U	<	0.8	U	<	0.500	U	<	0.233	U	<	0.233	U	<	0.26	U
2,6-Dinitrotoluene	-	0 / 23	<	0.46	U	<	0.86	U	<	1.0	U	<	0.8	U	<	1.1	U	<	0.8	U	<	0.500	U	<	0.2	U	<	0.2	U	<	0.26	U
2-Amino-4,6-dinitrotoluene	-	0 / 22	<	0.46	U	<	0.35	U	<	0.40	U	<	0.8	U	<	1	U	<	0.8	U	<	0.500	U	<	0.173	U	<	0.173	U	<	0.244	U
2-Nitrotoluene	-	0 / 17	<	0.46	U	<	0.68	U	<	0.79	U	<	0.8	U	<	1.1	U	<	0.8	U	<	1.00	U	<	0.319	U	<	0.319	U		NA	
3-Nitrotoluene	-	0 / 17	<	0.46	U	<	0.43	U	<	0.50	U	<	0.8	U	<	1.1	U	<	0.8	U	<	1.00	U	<	0.514	U	<	0.514	U		NA	
4-Amino-2,6-dinitrotoluene	0.63 J	1 / 17	<	0.46	U	<	0.58	U	<	0.68	U	0.63	0.8	J	<	1	U	<	0.8	U	<	1.00	U	<	0.309	U	<	0.309	U		NA	
4-Nitrotoluene	-	0 / 17	<	0.74	U	<	1.4	U	<	1.6	U	<	0.8	U	<	1.1	U	<	0.8	U	<	1.00	U	<	0.368	U	<	0.368	U		NA	
HMX	-	0 / 25	<	0.58	U	<	0.94	U	<	1.1	U	<	1	U	<	0.8	U	<	0.8	U	<	0.500	U	<	0.16	U	<	0.16	U	<	0.563	U
MNX	-	0 / 9	<	0.24	U		NA			NA			NA			NA			NA			NA			NA			NA			NA	
Nitrobenzene	-	0 / 22	<	0.24	U	<	0.39	U	<	0.45	U	<	0.8	U	<	0.8	U	<	0.8	U	<	0.500	U	<	0.231	U	<	0.231	U	<	0.817	U
RDX	0.9	1 / 25	<	0.24	U	<	0.55	U	<	0.65	U	<	0.8	U	<	0.8	U	<	0.8	U	<	1.00	U	<	0.558	U	<	0.558	U	<	0.412	U
Tetryl	-	0 / 21	<	0.46	U	<	0.91	U	<	1.1	U	<	0.8	U	<	1.3	U	<	0.8	U	<	0.500	U	<	0.253	U	<	0.253	U	<	1.18	U

Notes:
< = less than reporting limit
µg/L = micrograms per liter
HMX = octahydro-1,3,5,7-tetranitro-1,3,5,7-tetrazocine
ID = identification number
J = estimated
LOQ = limit of quantification
MNX = mono-nitroso-RDX
NA = not analyzed
NRL = no reporting limit
Qual = qualifier
RDX = hexahydro-1,3,5-trinitro-1,3,5-triazine
RL = reporting limit
U = nondetect

TABLE E.1.4-24
CORNHUSKER ARMY AMMUNITION PLANT
WELL NW100-EXPLOSIVES

FIELD ID			NW100			NW100			NW100			NW100			NW100			NW100			NW100			NW100		
METHOD	Maximum	Detection	UW33			UW32			UW33			UW25			UW14			UW14			UW01			99		
COLLECT DATE	Detection	Frequency	6/8/1994			8/22/1992			7/23/1991			6/1/1991			10/17/1990			4/30/1990			5/17/1989			11/29/1984		
			Result	RL	Qual	Result	RL	Qual	Result	RL	Qual	Result	RL	Qual	Result	RL	Qual	Result	RL	Qual	Result	RL	Qual	Result	RL	Qual
EXPLOSIVES (µg/L)																										
1,3,5-Trinitrobenzene	-	0 / 23	<	0.425	UJ	<	0.449	U	<	0.425	U	<	0.21	U		NA			NA			NA		<	0.1	U
1,3-Dinitrobenzene	-	0 / 23	<	0.549	U	<	0.611	U	<	0.549	U	<	0.458	U		NA			NA			NA		<	0.1	U
2,4,6-Trinitrotoluene	-	0 / 23	<	0.451	UJ	<	0.635	U	<	0.451	U	<	0.426	U		NA			NA			NA		<	0.1	U
2,4-Dinitrotoluene	-	0 / 23	<	0.26	U	<	0.064	U	<	0.26	U	<	0.397	U		NA			NA			NA		<	0.1	U
2,6-Dinitrotoluene	-	0 / 23	<	0.26	U	<	0.074	U	<	0.26	U	<	0.6	U		NA			NA			NA		<	0.1	U
2-Amino-4,6-dinitrotoluene	-	0 / 22	<	0.244	U	<	0.158	U	<	1	U	<	0.8	U		NA			NA			NA			NA	
2-Nitrotoluene	-	0 / 17		NA			NA			NA			NA			NA			NA			NA			NA	
3-Nitrotoluene	-	0 / 17		NA			NA			NA			NA			NA			NA			NA			NA	
4-Amino-2,6-dinitrotoluene	0.63 J	1 / 17		NA			NA			NA			NA			NA			NA			NA			NA	
4-Nitrotoluene	-	0 / 17		NA			NA			NA			NA			NA			NA			NA			NA	
HMX	-	0 / 25	<	0.563	U	<	1.21	U	<	0.563	U	<	5.3	U	<	1.65	U	<	1.65	U	<	1.3	U		NA	
MNX	-	0 / 9		NA			NA			NA			NA			NA			NA			NA			NA	
Nitrobenzene	-	0 / 22	<	0.817	U	<	0.645	U	<	0.817	U	<	0.682	U		NA			NA			NA			NA	
RDX	0.9	1 / 25	<	0.412	U	<	1.17	U	<	0.412	U		NA		<	2.11	U	<	2.11	U	0.9	NRL		<	0.1	U
Tetryl	-	0 / 21	<	1.18	U		NA		<	1.18	U	<	0.631	U		NA			NA			NA			NA	

Notes:
< = less than reporting limit
µg/L = micrograms per liter
HMX = octahydro-1,3,5,7-tetranitro-1,3,5,7-tetrazocine
ID = identification number
J = estimated
LOQ = limit of quantification
MNX = mono-nitroso-RDX
NA = not analyzed
NRL = no reporting limit
Qual = qualifier
RDX = hexahydro-1,3,5-trinitro-1,3,5-triazine
RL = reporting limit
U = nondetect

TABLE E.1.4-25
CORNHUSKER ARMY AMMUNITION PLANT
WELL NW101-EXPLOSIVES

FIELD ID			NW101			NW101			NW101			NW101			NW101			NW101			NW101			NW101			NW101			NW101			NW101		
METHOD	Maximum	Detection	SW846 M8330			SW846 M8330			SW846 M8330			SW846 M8330			SW846 M8330			SW846 M8330			SW846 M8330			SW846 M8330			SW846 M8330			SW846 M8330			SW846 M8330		
COLLECT DATE	Detection	Frequency	None			None			3/7/2013			2/29/2012			3/3/2011			3/10/2010			3/4/2009			3/5/2008			3/9/2007			3/8/2006			3/9/2005		
			Result	RL	Qual	Result	RL	Qual	Result	RL	Qual	Result	RL	Qual	Result	RL	Qual	Result	RL	Qual	Result	RL	Qual	Result	RL	Qual	Result	RL	Qual	Result	RL	Qual	Result	RL	Qual
EXPLOSIVES (µg/L)																																			
1,3,5-Trinitrobenzene	-	0 / 24							<	0.8	U	<	0.8	U	<	0.8	U	<	1	U	<	0.48	U	<	0.48	U	<	0.48	U	<	0.48	U	<	0.49	U
1,3-Dinitrobenzene	-	0 / 24							<	0.8	U	<	0.8	U	<	0.8	U	<	0.4	U	<	0.48	U	<	0.48	U	<	0.48	U	<	0.48	U	<	0.49	U
2,4,6-Trinitrotoluene	-	0 / 24							<	0.8	U	<	0.8	U	<	0.8	U	<	0.4	U	<	0.48	U	<	0.48	U	<	0.48	U	<	0.48	U	<	0.49	U
2,4-Dinitrotoluene	-	0 / 24							<	0.8	U	<	0.8	U	<	0.8	U	<	0.4	U	<	0.48	U	<	0.48	U	<	0.48	U	<	0.48	U	<	0.49	U
2,6-Dinitrotoluene	-	0 / 24	**Abandoned**			**Not Sampled**			<	0.8	U	<	0.8	U	<	0.8	U	<	0.2	U	<	0.48	U	<	0.48	U	<	0.48	U	<	0.48	U	<	0.49	U
2-Amino-4,6-dinitrotoluene	-	0 / 23	**2020**			**in 2014 through 2019**			<	0.8	U	<	0.8	U	<	0.8	U	<	0.2	U	<	0.48	U	<	0.48	U	<	0.48	U	<	0.48	U	<	0.49	U
2-Nitrotoluene	-	0 / 18							<	0.8	U	<	0.8	U	<	0.8	U	<	0.4	U	<	0.48	U	<	0.48	U	<	0.48	U	<	0.48	U	<	0.49	U
3-Nitrotoluene	-	0 / 18							<	0.8	U	<	0.8	U	<	0.8	U	<	0.4	U	<	0.48	U	<	0.48	U	<	0.48	U	<	0.48	U	<	0.49	U
4-Amino-2,6-dinitrotoluene	-	0 / 18							<	1.4	U	<	1.4	U	<	0.8	U	<	0.2	U	<	0.48	U	<	0.48	U	<	0.48	U	<	0.48	U	<	0.49	U
4-Nitrotoluene	-	0 / 18							<	0.8	U	<	0.8	U	<	0.8	U	<	1	U	<	0.48	U	<	0.48	U	<	0.48	U	<	0.48	U	<	0.49	U
HMX	3.15	2 / 26							0.54	0.8	J	<	0.8	U	<	0.8	U	<	0.4	U	<	0.48	U	<	0.48	U	<	0.48	U	<	0.48	U	<	0.49	U
MNX	-	0 / 10							<	0.8	U	<	0.8	U	<	0.8	U	<	2	U	<	0.48	U	<	0.48	U	<	0.48	U	<	0.48	U	<	0.49	U
Nitrobenzene	-	0 / 23							<	0.8	U	<	0.8	U	<	0.8	U	<	0.4	U	<	0.48	U	<	0.48	U	<	0.48	U	<	0.48	U	<	0.49	U
RDX	2	3 / 26							<	0.8	U	<	0.8	U	<	0.8	U	<	0.2	U	<	0.48	U	<	0.48	U	<	0.48	U	<	0.48	U	<	0.49	U
Tetryl	-	0 / 22							<	1.6	U	<	0.8	U	<	0.8	U	<	0.24	U	<	0.48	U	<	0.48	U	<	0.48	U	<	0.48	U	<	0.49	U

Notes:
< = less than reporting limit
µg/L = micrograms per liter
HMX = octahydro-1,3,5,7-tetranitro-1,3,5,7-tetrazocine
ID = identification number
J = estimated
LOQ = limit of quantification
MNX = mono-nitroso-RDX
NA = not analyzed
NRL = no reporting limit
Qual = qualifier
RDX = hexahydro-1,3,5-trinitro-1,3,5-triazine
RL = reporting limit
U = nondetect

TABLE E.1.4-25
CORNHUSKER ARMY AMMUNITION PLANT
WELL NW101-EXPLOSIVES

FIELD ID			NW101			NW101			NW101			NW101			NW101			NW101			NW101			NW101			NW101			NW101		
METHOD	Maximum	Detection	SW846 M8330			SW846 M8330			SW846 M8330			SW846 M8330			SW846 M8330			SW846 M8330			UW51			UW51			UW51			UW33		
COLLECT DATE	Detection	Frequency	3/11/2004			3/13/2003			3/14/2002			3/19/2001			3/8/2000			3/22/1999			6/12/1998			10/1/1997			2/18/1997			7/12/1994		
			Result	RL	Qual	Result	RL	Qual	Result	RL	Qual	Result	RL	Qual	Result	RL	Qual	Result	RL	Qual	Result	RL	Qual	Result	RL	Qual	Result	RL	Qual	Result	RL	Qual
EXPLOSIVES (µg/L)																																
1,3,5-Trinitrobenzene	-	0 / 24	<	0.26	U	<	0.28	U	<	0.42	U	<	0.8	U	<	0.8	U	<	0.8	U	<	1.00	U	<	0.125	U	<	0.125	U	<	0.425	U
1,3-Dinitrobenzene	-	0 / 24	<	0.26	U	<	0.19	U	<	0.28	U	<	0.8	U	<	0.8	U	<	0.8	U	<	0.500	U	<	0.989	U	<	0.989	U	<	0.549	U
2,4,6-Trinitrotoluene	-	0 / 24	<	0.26	U	<	0.23	U	<	0.35	U	<	0.8	U	<	1.5	U	<	0.8	U	<	1.00	U	<	0.29	U	<	0.29	U	<	0.451	U
2,4-Dinitrotoluene	-	0 / 24	<	0.51	U	<	0.19	U	<	0.28	U	<	0.8	U	<	1.1	U	<	0.8	U	<	0.500	U	<	0.233	U	<	0.233	U	<	0.26	U
2,6-Dinitrotoluene	-	0 / 24	<	0.51	U	<	0.72	U	<	1.1	U	<	0.8	U	<	1.1	U	<	0.8	U	<	0.500	U	<	0.2	U	<	0.2	U	<	0.26	U
2-Amino-4,6-dinitrotoluene	-	0 / 23	<	0.51	U	<	0.29	U	<	0.44	U	<	0.8	U	<	1	U	<	0.8	U	<	0.500	U	<	0.173	U	<	0.173	U	<	0.244	U
2-Nitrotoluene	-	0 / 18	<	0.51	U	<	0.57	U	<	0.87	U	<	0.8	U	<	1.1	U	<	0.8	U	<	1.00	U	<	0.319	U	<	0.319	U		NA	
3-Nitrotoluene	-	0 / 18	<	0.51	U	<	0.36	U	<	0.55	U	<	0.8	U	<	1.1	U	<	0.8	U	<	1.00	U	<	0.514	U	<	0.514	U		NA	
4-Amino-2,6-dinitrotoluene	-	0 / 18	<	0.51	U	<	0.49	U	<	0.74	U	<	0.8	U	<	1	U	<	0.8	U	<	1.00	U	<	0.309	U	<	0.309	U		NA	
4-Nitrotoluene	-	0 / 18	<	0.82	U	<	1.2	U	<	1.8	U	<	0.8	U	<	1.1	U	<	0.8	U	<	1.00	U	<	0.368	U	<	0.368	U		NA	
HMX	3.15	2 / 26	<	0.64	U	<	0.79	U	<	1.2	U	<	1	U	<	0.8	U	<	0.8	U	<	0.500	U	<	0.16	U	<	0.16	U	<	0.563	U
MNX	-	0 / 10	<	0.26	U		NA			NA			NA			NA			NA			NA			NA			NA			NA	
Nitrobenzene	-	0 / 23	<	0.26	U	<	0.33	U	<	0.49	U	<	0.8	U	<	0.8	U	<	0.8	U	<	0.500	U	<	0.231	U	<	0.231	U	<	0.817	U
RDX	2	3 / 26	<	0.26	U	0.24	0.47	J	<	0.71	U	<	0.8	U	<	0.8	U	<	0.8	U	<	1.00	U	<	0.558	U	<	0.558	U	<	0.412	U
Tetryl	-	0 / 22	<	0.51	U	<	0.77	U	<	1.2	U	<	0.8	U	<	1.3	U	<	0.8	U	<	0.500	U	<	0.253	U	<	0.253	U	<	1.18	U

Notes:
< = less than reporting limit
µg/L = micrograms per liter
HMX = octahydro-1,3,5,7-tetranitro-1,3,5,7-tetrazocine
ID = identification number
J = estimated
LOQ = limit of quantification
MNX = mono-nitroso-RDX
NA = not analyzed
NRL = no reporting limit
Qual = qualifier
RDX = hexahydro-1,3,5-trinitro-1,3,5-triazine
RL = reporting limit
U = nondetect

TABLE E.1.4-25
CORNHUSKER ARMY AMMUNITION PLANT
WELL NW101-EXPLOSIVES

FIELD ID			NW101			NW101			NW101			NW101			NW101			NW101			NW101			NW101		
METHOD	Maximum	Detection	UW33			UW32			UW33			UW25			UW14			UW14			UW01			99		
COLLECT DATE	Detection	Frequency	6/8/1994			8/22/1992			7/24/1991			6/1/1991			10/17/1990			4/30/1990			5/17/1989			11/29/1984		
			Result	RL	Qual	Result	RL	Qual	Result	RL	Qual	Result	RL	Qual	Result	RL	Qual	Result	RL	Qual	Result	RL	Qual	Result	RL	Qual
EXPLOSIVES (µg/L)																										
1,3,5-Trinitrobenzene	-	0 / 24	<	0.425	UJ	<	0.449	U	<	0.425	U	<	0.21	U		NA			NA			NA		<	0.1	U
1,3-Dinitrobenzene	-	0 / 24	<	0.549	U	<	0.611	U	<	0.549	U	<	0.458	U		NA			NA			NA		<	0.1	U
2,4,6-Trinitrotoluene	-	0 / 24	<	0.451	UJ	<	0.635	U	<	0.451	U	<	0.426	U		NA			NA			NA		<	0.1	U
2,4-Dinitrotoluene	-	0 / 24	<	0.26	U	<	0.064	U	<	0.26	U	<	0.397	U		NA			NA			NA		<	0.1	U
2,6-Dinitrotoluene	-	0 / 24	<	0.26	U	<	0.074	U	<	0.26	U	<	0.6	U		NA			NA			NA		<	0.1	U
2-Amino-4,6-dinitrotoluene	-	0 / 23	<	0.244	U	<	0.158	U	<	0.5	U	<	0.8	U		NA			NA			NA			NA	
2-Nitrotoluene	-	0 / 18		NA			NA			NA			NA			NA			NA			NA			NA	
3-Nitrotoluene	-	0 / 18		NA			NA			NA			NA			NA			NA			NA			NA	
4-Amino-2,6-dinitrotoluene	-	0 / 18		NA			NA			NA			NA			NA			NA			NA			NA	
4-Nitrotoluene	-	0 / 18		NA			NA			NA			NA			NA			NA			NA			NA	
HMX	3.15	2 / 26	<	0.563	U	<	1.21	U	<	0.563	U	<	5.3	U	<	1.65	U	<	1.65	U	3.15	NRL			NA	
MNX	-	0 / 10		NA			NA			NA			NA			NA			NA			NA			NA	
Nitrobenzene	-	0 / 23	<	0.817	U	<	0.645	U	<	0.817	U	<	0.682	U		NA			NA			NA			NA	
RDX	2	3 / 26	<	0.412	U	<	1.17	U	<	0.412	U		NA		<	2.11	U	<	2.11	U	1.29	NRL		2	NRL	
Tetryl	-	0 / 22	<	1.18	U		NA		<	1.18	U	<	0.631	U		NA			NA			NA			NA	

Notes:
< = less than reporting limit
µg/L = micrograms per liter
HMX = octahydro-1,3,5,7-tetranitro-1,3,5,7-tetrazocine
ID = identification number
J = estimated
LOQ = limit of quantification
MNX = mono-nitroso-RDX
NA = not analyzed
NRL = no reporting limit
Qual = qualifier
RDX = hexahydro-1,3,5-trinitro-1,3,5-triazine
RL = reporting limit
U = nondetect

TABLE E.1.4-26
CORNHUSKER ARMY AMMUNITION PLANT
WELL NW102-EXPLOSIVES

FIELD ID			NW102			NW102			NW102			NW102			NW102			NW102			NW102			NW102			NW102			NW102			NW102		
METHOD	Maximum	Detection	SW846 M8330			SW846 M8330			SW846 M8330			SW846 M8330			SW846 M8330			SW846 M8330			SW846 M8330			SW846 M8330			SW846 M8330			SW846 M8330			SW846 M8330		
COLLECT DATE	Detection	Frequency	None			None			3/7/2013			2/29/2012			3/3/2011			3/10/2010			3/4/2009			3/5/2008			3/8/2007			3/8/2006			3/10/2005		
			Result	RL	Qual	Result	RL	Qual	Result	RL	Qual	Result	RL	Qual	Result	RL	Qual	Result	RL	Qual	Result	RL	Qual	Result	RL	Qual	Result	RL	Qual	Result	RL	Qual	Result	RL	Qual
EXPLOSIVES (µg/L)																																			
1,3,5-Trinitrobenzene	-	0 / 23							<	0.8	U	<	0.8	U	<	0.8	U	<	1	U	<	0.48	U	<	0.47	U	<	0.53	U	<	0.48	U	<	0.5	U
1,3-Dinitrobenzene	-	0 / 23							<	0.8	U	<	0.8	U	<	0.8	U	<	0.4	U	<	0.48	U	<	0.47	U	<	0.53	U	<	0.48	U	<	0.5	U
2,4,6-Trinitrotoluene	-	0 / 23							<	0.8	U	<	0.8	U	<	0.8	U	<	0.4	U	<	0.48	U	<	0.47	U	<	0.53	U	<	0.48	U	<	0.5	U
2,4-Dinitrotoluene	-	0 / 23							<	0.8	U	<	0.8	U	<	0.8	U	<	0.4	U	<	0.48	U	<	0.47	U	<	0.53	U	<	0.48	U	<	0.5	U
2,6-Dinitrotoluene	-	0 / 23	**Abandoned**			**Not Sampled**			<	0.8	U	<	0.8	U	<	0.8	U	<	0.2	U	<	0.48	U	<	0.47	U	<	0.53	U	<	0.48	U	<	0.5	U
2-Amino-4,6-dinitrotoluene	-	0 / 22	**2020**			**in 2014 through 2019**			<	0.8	U	<	0.8	U	<	0.8	U	<	0.2	U	<	0.48	U	<	0.47	U	<	0.53	U	<	0.48	U	<	0.5	U
2-Nitrotoluene	-	0 / 18							<	0.8	U	<	0.8	U	<	0.8	U	<	0.4	U	<	0.48	U	<	0.47	U	<	0.53	U	<	0.48	U	<	0.5	U
3-Nitrotoluene	-	0 / 18							<	0.8	U	<	0.8	U	<	0.8	U	<	0.4	U	<	0.48	U	<	0.47	U	<	0.53	U	<	0.48	U	<	0.5	U
4-Amino-2,6-dinitrotoluene	-	0 / 18							<	1.4	U	<	1.4	U	<	0.8	U	<	0.2	U	<	0.48	U	<	0.47	U	<	0.53	U	<	0.48	U	<	0.5	U
4-Nitrotoluene	-	0 / 18							<	0.8	U	<	0.8	U	<	0.8	U	<	1	U	<	0.48	U	<	0.47	U	<	0.53	U	<	0.48	U	<	0.5	U
HMX	-	0 / 25							<	0.8	U	<	0.8	U	<	0.8	U	<	0.4	U	<	0.48	U	<	0.47	U	<	0.53	U	<	0.48	U	<	0.5	U
MNX	-	0 / 10							<	0.8	U	<	0.8	U	<	0.8	U	<	2	U	<	0.48	U	<	0.47	U	<	0.53	U	<	0.48	U	<	0.5	U
Nitrobenzene	-	0 / 22							<	0.8	U	<	0.8	U	<	0.8	U	<	0.4	U	<	0.48	U	<	0.47	U	<	0.53	U	<	0.48	U	<	0.5	U
RDX	1.77	4 / 26							<	0.8	U	<	0.8	U	<	0.8	U	<	0.2	U	<	0.48	U	<	0.47	U	<	0.53	U	<	0.48	U	<	0.5	U
Tetryl	-	0 / 21							<	1.6	U	<	0.8	U	<	0.8	U	<	0.24	U	<	0.48	U	<	0.47	U	<	0.53	U	<	0.48	U	<	0.5	U

Notes:
< = less than reporting limit
µg/L = micrograms per liter
HMX = octahydro-1,3,5,7-tetranitro-1,3,5,7-tetrazocine
ID = identification number
J = estimated
LOQ = limit of quantification
MNX = mono-nitroso-RDX
NA = not analyzed
NRL = no reporting limit
Qual = qualifier
RDX = hexahydro-1,3,5-trinitro-1,3,5-triazine
RL = reporting limit
U = nondetect

TABLE E.1.4-26
CORNHUSKER ARMY AMMUNITION PLANT
WELL NW102-EXPLOSIVES

FIELD ID			NW102			NW102			NW102			NW102			NW102			NW102			NW102			NW102			NW102			NW102		
METHOD	Maximum	Detection	SW846 M8330			SW846 M8330			SW846 M8330			SW846 M8330			SW846 M8330			SW846 M8330			UW51			UW51			UW51			UW33		
COLLECT DATE	Detection	Frequency	3/11/2004			3/12/2003			3/13/2002			3/19/2001			3/8/2000			3/22/1999			6/12/1998			10/1/1997			2/18/1997			7/12/1994		
			Result	RL	Qual	Result	RL	Qual	Result	RL	Qual	Result	RL	Qual	Result	RL	Qual	Result	RL	Qual	Result	RL	Qual	Result	RL	Qual	Result	RL	Qual	Result	RL	Qual
EXPLOSIVES (µg/L)																																
1,3,5-Trinitrobenzene	-	0 / 23	<	0.24	U	<	0.24	U	<	0.35	U	<	0.8	U	<	0.8	U	<	0.8	U	<	1.00	U	<	0.125	U	<	0.125	U	<	0.425	U
1,3-Dinitrobenzene	-	0 / 23	<	0.24	U	<	0.16	U	<	0.23	U	<	0.8	U	<	0.8	U	<	0.8	U	<	0.500	U	<	0.989	U	<	0.989	U	<	0.549	U
2,4,6-Trinitrotoluene	-	0 / 23	<	0.24	U	<	0.2	U	<	0.29	U	<	0.8	U	<	1.5	U	<	0.8	U	<	1.00	U	<	0.29	U	<	0.29	U	<	0.451	U
2,4-Dinitrotoluene	-	0 / 23	<	0.46	U	<	0.16	U	<	0.23	U	<	0.8	U	<	1.1	U	<	0.8	U	<	0.500	U	<	0.233	U	<	0.233	U	<	0.26	U
2,6-Dinitrotoluene	-	0 / 23	<	0.46	U	<	0.62	U	<	0.91	U	<	0.8	U	<	1.1	U	<	0.8	U	<	0.500	U	<	0.2	U	<	0.2	U	<	0.26	U
2-Amino-4,6-dinitrotoluene	-	0 / 22	<	0.46	U	<	0.25	U	<	0.37	U	<	0.8	U	<	1	U	<	0.8	U	<	0.500	U	<	0.173	U	<	0.173	U	<	0.244	U
2-Nitrotoluene	-	0 / 18	<	0.46	U	<	0.49	U	<	0.72	U	<	0.8	U	<	1.1	U	<	0.8	U	<	1.00	U	<	0.319	U	<	0.319	U		NA	
3-Nitrotoluene	-	0 / 18	<	0.46	U	<	0.31	U	<	0.45	U	<	0.8	U	<	1.1	U	<	0.8	U	<	1.00	U	<	0.514	U	<	0.514	U		NA	
4-Amino-2,6-dinitrotoluene	-	0 / 18	<	0.46	U	<	0.42	U	<	0.62	U	<	0.8	U	<	1	U	<	0.8	U	<	1.00	U	<	0.309	U	<	0.309	U		NA	
4-Nitrotoluene	-	0 / 18	<	0.75	U	<	1	U	<	1.5	U	<	0.8	U	<	1.1	U	<	0.8	U	<	1.00	U	<	0.368	U	<	0.368	U		NA	
HMX	-	0 / 25	<	0.58	U	<	0.68	U	<	1.0	U	<	1	U	<	0.8	U	<	0.8	U	<	0.500	U	<	0.16	U	<	0.16	U	<	0.563	U
MNX	-	0 / 10	<	0.24	U		NA			NA			NA			NA			NA			NA			NA			NA			NA	
Nitrobenzene	-	0 / 22	<	0.24	U	<	0.28	U	<	0.41	U	<	0.8	U	<	0.8	U	<	0.8	U	<	0.500	U	<	0.231	U	<	0.231	U	<	0.817	U
RDX	1.77	4 / 26	0.4	0.24		0.15	0.4	J	<	0.59	U	<	0.8	U	<	0.8	U	<	0.8	U	<	1.00	U	<	0.558	U	<	0.558	U	<	0.412	U
Tetryl	-	0 / 21	<	0.46	U	<	0.66	U	<	0.97	U	<	0.8	U	<	1.3	U	<	0.8	U	<	0.500	U	<	0.253	U	<	0.253	U	<	1.18	U

Notes:
< = less than reporting limit
µg/L = micrograms per liter
HMX = octahydro-1,3,5,7-tetranitro-1,3,5,7-tetrazocine
ID = identification number
J = estimated
LOQ = limit of quantification
MNX = mono-nitroso-RDX
NA = not analyzed
NRL = no reporting limit
Qual = qualifier
RDX = hexahydro-1,3,5-trinitro-1,3,5-triazine
RL = reporting limit
U = nondetect

TABLE E.1.4-26
CORNHUSKER ARMY AMMUNITION PLANT
WELL NW102-EXPLOSIVES

FIELD ID			NW102			NW102			NW102			NW102			NW102			NW102			NW102			NW102		
METHOD	Maximum	Detection	UW33			UW32			UW25			UW14			UW14			UW01			99					
COLLECT DATE	Detection	Frequency	6/8/1994			8/22/1992			6/3/1991			10/17/1990			4/30/1990			5/17/1989			11/29/1984					
			Result	RL	Qual	Result	RL	Qual	Result	RL	Qual	Result	RL	Qual	Result	RL	Qual	Result	RL	Qual	Result	RL	Qual			
EXPLOSIVES (µg/L)																										
1,3,5-Trinitrobenzene	-	0 / 23	<	0.425	J	<	0.449	U	<	0.21	U		NA			NA			NA		<	0.1	U			
1,3-Dinitrobenzene	-	0 / 23	<	0.549	U	<	0.611	U	<	0.458	U		NA			NA			NA		<	0.1	U			
2,4,6-Trinitrotoluene	-	0 / 23	<	0.451	J	<	0.635	U	<	0.426	U		NA			NA			NA		<	0.1	U			
2,4-Dinitrotoluene	-	0 / 23	<	0.26	U	<	0.064	U	<	0.397	U		NA			NA			NA		<	0.1	U			
2,6-Dinitrotoluene	-	0 / 23	<	0.26	U	<	0.074	U	<	0.6	U		NA			NA			NA		<	0.1	U			
2-Amino-4,6-dinitrotoluene	-	0 / 22	<	0.244	U	<	0.158	U	<	0.8	U		NA			NA			NA			NA				
2-Nitrotoluene	-	0 / 18		NA			NA			NA			NA			NA			NA			NA				
3-Nitrotoluene	-	0 / 18		NA			NA			NA			NA			NA			NA			NA				
4-Amino-2,6-dinitrotoluene	-	0 / 18		NA			NA			NA			NA			NA			NA			NA				
4-Nitrotoluene	-	0 / 18		NA			NA			NA			NA			NA			NA			NA				
HMX	-	0 / 25	<	0.563	U	<	1.21	U	<	5.3	U	<	1.65	U	<	1.65	U	<	1.3	U		NA				
MNX	-	0 / 10		NA			NA			NA			NA			NA			NA			NA				
Nitrobenzene	-	0 / 22	<	0.817	U	<	0.645	U	<	0.682	U		NA			NA			NA			NA				
RDX	1.77	4 / 26	<	0.412	U	<	1.17	U	<	0.416	U	<	2.11	U	<	2.11	U	1.77	NRL		0.2	NRL				
Tetryl	-	0 / 21	<	1.18	U		NA		<	1.24	U		NA			NA			NA			NA				

Notes:
< = less than reporting limit
µg/L = micrograms per liter
HMX = octahydro-1,3,5,7-tetranitro-1,3,5,7-tetrazocine
ID = identification number
J = estimated
LOQ = limit of quantification
MNX = mono-nitroso-RDX
NA = not analyzed
NRL = no reporting limit
Qual = qualifier
RDX = hexahydro-1,3,5-trinitro-1,3,5-triazine
RL = reporting limit
U = nondetect

TABLE E.1.4-27
CORNHUSKER ARMY AMMUNITION PLANT
WELL NW120-EXPLOSIVES

FIELD ID			NW120			NW120			NW120			NW120			NW120			NW120			NW120			NW120			NW120			NW120			NW120		
METHOD	Maximum	Detection	SW846 M8330			SW846 M8330			SW846 M8330			SW846 M8330			SW846 M8330			SW846 M8330			SW846 M8330			SW846 M8330			SW846 M8330			SW846 M8330			SW846 M8330		
COLLECT DATE	Detection	Frequency	None			None			3/6/2013			3/1/2012			3/3/2011			3/10/2010			3/5/2009			3/6/2008			None			3/9/2006			3/9/2005		
			Result	RL	Qual	Result	RL	Qual	Result	RL	Qual	Result	RL	Qual	Result	RL	Qual	Result	RL	Qual	Result	RL	Qual	Result	RL	Qual	Result	RL	Qual	Result	RL	Qual	Result	RL	Qual
EXPLOSIVES (µg/L)																																			
1,3,5-Trinitrobenzene	-	0 / 22							<	0.8	U	<	0.8	U	<	0.8	U	<	1	U	<	0.48	U	<	0.48	U				<	0.48	U	<	0.49	U
1,3-Dinitrobenzene	-	0 / 22							<	0.8	U	<	0.8	U	<	0.8	U	<	0.4	U	<	0.48	U	<	0.48	U				<	0.48	U	<	0.49	U
2,4,6-Trinitrotoluene	-	0 / 22							<	0.8	U	<	0.8	U	<	0.8	U	<	0.4	U	<	0.48	U	<	0.48	U				<	0.48	U	<	0.49	U
2,4-Dinitrotoluene	-	0 / 22							<	0.8	U	<	0.8	U	<	0.8	U	<	0.4	U	<	0.48	U	<	0.48	U				<	0.48	U	<	0.49	U
2,6-Dinitrotoluene	-	0 / 22	**Abandoned**			**Not Sampled**			<	0.8	U	<	0.8	U	<	0.8	U	<	0.2	U	<	0.48	U	<	0.48	U	**No 2007 Sample**			<	0.48	U	<	0.49	U
2-Amino-4,6-dinitrotoluene	-	0 / 21	**2020**			**in 2014 through 2019**			<	0.8	U	<	0.8	U	<	0.8	U	<	0.2	U	<	0.48	U	<	0.48	U	**Obstructed**			<	0.48	U	<	0.49	U
2-Nitrotoluene	-	0 / 17							<	0.8	U	<	0.8	U	<	0.8	U	<	0.4	U	<	0.48	U	<	0.48	U				<	0.48	U	<	0.49	U
3-Nitrotoluene	-	0 / 17							<	0.8	U	<	0.8	U	<	0.8	U	<	0.4	U	<	0.48	U	<	0.48	U				<	0.48	U	<	0.49	U
4-Amino-2,6-dinitrotoluene	-	0 / 17							<	1.4	U	<	1.4	U	<	0.8	U	<	0.2	U	<	0.48	U	<	0.48	U				<	0.48	U	<	0.49	U
4-Nitrotoluene	-	0 / 17							<	0.8	U	<	0.8	U	<	0.8	U	<	1	U	<	0.48	U	<	0.48	U				<	0.48	U	<	0.49	U
HMX	0.61 J	7 / 24							<	0.8	U	<	0.8	U	0.19	0.8	J	<	0.4	U	<	0.48	U	<	0.48	U				<	0.48	U	<	0.49	U
MNX	-	0 / 9							<	0.8	U	<	0.8	U	<	0.8	U	<	2	U	<	0.48	U	<	0.48	U				<	0.48	U	<	0.49	U
Nitrobenzene	-	0 / 21							<	0.8	U	<	0.8	U	<	0.8	U	<	0.4	U	<	0.48	U	<	0.48	U				<	0.48	U	<	0.49	U
RDX	2.88	14 / 26							<	0.8	U	<	0.8	U	1	0.8		<	0.2	U	<	0.48	U	<	0.48	U				<	0.48	U	<	0.49	U
Tetryl	-	0 / 20							<	0.8	U	<	0.8	U	<	0.8	U	<	0.24	U	<	0.48	U	<	0.48	U				<	0.48	U	<	0.49	U

Notes:
< = less than reporting limit
µg/L = micrograms per liter
HMX = octahydro-1,3,5,7-tetranitro-1,3,5,7-tetrazocine
ID = identification number
J = estimated
LOQ = limit of quantification
MNX = mono-nitroso-RDX
NA = not analyzed
NRL = no reporting limit
Qual = qualifier
RDX = hexahydro-1,3,5-trinitro-1,3,5-triazine
RL = reporting limit
U = nondetect

TABLE E.1.4-27
CORNHUSKER ARMY AMMUNITION PLANT
WELL NW120-EXPLOSIVES

FIELD ID			NW120			NW120			NW120			NW120			NW120			NW120			NW120			NW120			NW120			NW120		
METHOD	Maximum	Detection	SW846 M8330			SW846 M8330			SW846 M8330			SW846 M8330			SW846 M8330			SW846 M8330			UW51			UW51			UW51			UW33		
COLLECT DATE	Detection	Frequency	3/10/2004			3/12/2003			3/14/2002			3/15/2001			3/16/2000			3/25/1999			6/15/1998			10/3/1997			2/18/1997			7/13/1994		
			Result	RL	Qual	Result	RL	Qual	Result	RL	Qual	Result	RL	Qual	Result	RL	Qual	Result	RL	Qual	Result	RL	Qual	Result	RL	Qual	Result	RL	Qual	Result	RL	Qual
EXPLOSIVES (µg/L)																																
1,3,5-Trinitrobenzene	-	0 / 22	<	0.18	U	<	0.16	U	<	0.53	U	<	0.8	U	<	0.8	U	<	0.8	U	<	1.00	U	<	0.125	U	<	0.125	U	<	0.425	U
1,3-Dinitrobenzene	-	0 / 22	<	0.18	U	<	0.16	U	<	0.35	U	<	0.8	U	<	0.8	U	<	0.8	U	<	0.500	U	<	0.989	U	<	0.989	U	<	0.549	U
2,4,6-Trinitrotoluene	-	0 / 22	<	0.18	U	<	0.16	U	<	0.44	U	<	0.8	U	<	1.5	U	<	0.8	U	<	1.00	U	<	0.29	U	<	0.29	U	<	0.451	U
2,4-Dinitrotoluene	-	0 / 22	<	0.34	U	<	0.31	U	<	0.35	U	<	0.8	U	<	1.1	U	<	0.8	U	<	0.500	U	<	0.233	U	<	0.233	U	<	0.26	U
2,6-Dinitrotoluene	-	0 / 22	<	0.34	U	<	0.31	U	<	1.4	U	<	0.8	U	<	1.1	U	<	0.8	U	<	0.500	U	<	0.2	U	<	0.2	U	<	0.26	U
2-Amino-4,6-dinitrotoluene	-	0 / 21	<	0.34	U	<	0.31	U	<	0.55	U	<	0.8	U	<	1	U	<	0.8	U	<	0.500	U	<	0.173	U	<	0.173	U	<	0.244	U
2-Nitrotoluene	-	0 / 17	<	0.34	U	<	0.31	U	<	1.1	U	<	0.8	U	<	1.1	U	<	0.8	U	<	1.00	U	<	0.319	U	<	0.319	U		NA	
3-Nitrotoluene	-	0 / 17	<	0.34	U	<	0.31	U	<	0.68	U	<	0.8	U	<	1.1	U	<	0.8	U	<	1.00	U	<	0.514	U	<	0.514	U		NA	
4-Amino-2,6-dinitrotoluene	-	0 / 17	<	0.34	U	<	0.31	U	<	0.92	U	<	0.8	U	<	1	U	<	0.8	U	<	1.00	U	<	0.309	U	<	0.309	U		NA	
4-Nitrotoluene	-	0 / 17	<	0.55	U	<	0.5	U	<	2.2	U	<	0.8	U	<	1.1	U	<	0.8	U	<	1.00	U	<	0.368	U	<	0.368	U		NA	
HMX	0.61 J	7 / 24	0.29	0.43	J	0.51	0.39		0.60	1.5	J	0.61	1	J	<	0.8	U	0.513	0.8	J	<	0.500	U	<	0.16	U	0.404	0.16		<	0.563	U
MNX	-	0 / 9	<	0.18	U		NA			NA			NA			NA			NA			NA			NA			NA			NA	
Nitrobenzene	-	0 / 21	<	0.18	U	<	0.16	U	<	0.62	U	<	0.8	U	<	0.8	U	<	0.8	U	<	0.500	U	<	0.231	U	<	0.231	U	<	0.817	U
RDX	2.88	14 / 26	0.25	0.18		0.49	0.16		0.84	0.88	J	0.97	0.8		1	0.8		1.22	0.8		<	1.00	U	1.37	0.558		2.88	0.558		1.69	NRL	
Tetryl	-	0 / 20	<	0.34	U	<	0.31	U	<	1.5	U	<	0.8	U	<	1.3	U	<	0.8	U	<	0.500	U	<	0.253	U	<	0.253	U	<	1.18	U

Notes:
< = less than reporting limit
µg/L = micrograms per liter
HMX = octahydro-1,3,5,7-tetranitro-1,3,5,7-tetrazocine
ID = identification number
J = estimated
LOQ = limit of quantification
MNX = mono-nitroso-RDX
NA = not analyzed
NRL = no reporting limit
Qual = qualifier
RDX = hexahydro-1,3,5-trinitro-1,3,5-triazine
RL = reporting limit
U = nondetect

TABLE E.1.4-27
CORNHUSKER ARMY AMMUNITION PLANT
WELL NW120-EXPLOSIVES

FIELD ID			NW120			NW120			NW120			NW120			NW120			NW120			NW120			NW120			NW120		
METHOD	Maximum	Detection	UW33			UW32			UW25			UW14			UW14			UW01			3S			99					
COLLECT DATE	Detection	Frequency	6/11/1994			9/2/1992			6/3/1991			10/18/1990			5/1/1990			5/24/1989			9/10/1985			11/29/1984					
			Result	RL	Qual	Result	RL	Qual	Result	RL	Qual	Result	RL	Qual	Result	RL	Qual	Result	RL	Qual	Result	RL	Qual	Result	RL	Qual			
EXPLOSIVES (µg/L)																													
1,3,5-Trinitrobenzene	-	0 / 22	<	0.425	U	<	0.449	U	<	0.21	U		NA			NA			NA			NA		<	0.1	U			
1,3-Dinitrobenzene	-	0 / 22	<	0.549	U	<	0.611	U	<	0.458	U		NA			NA			NA			NA		<	0.1	U			
2,4,6-Trinitrotoluene	-	0 / 22	<	0.451	U	<	0.635	U	<	0.426	U		NA			NA			NA			NA		<	0.1	U			
2,4-Dinitrotoluene	-	0 / 22	<	0.26	U	<	0.064	U	<	0.397	U		NA			NA			NA			NA		<	0.1	U			
2,6-Dinitrotoluene	-	0 / 22	<	0.26	U	<	0.074	U	<	0.6	U		NA			NA			NA			NA		<	0.1	U			
2-Amino-4,6-dinitrotoluene	-	0 / 21	<	0.244	U	<	0.158	U	<	0.8	U		NA			NA			NA			NA			NA				
2-Nitrotoluene	-	0 / 17		NA			NA			NA			NA			NA			NA			NA			NA				
3-Nitrotoluene	-	0 / 17		NA			NA			NA			NA			NA			NA			NA			NA				
4-Amino-2,6-dinitrotoluene	-	0 / 17		NA			NA			NA			NA			NA			NA			NA			NA				
4-Nitrotoluene	-	0 / 17		NA			NA			NA			NA			NA			NA			NA			NA				
HMX	0.61 J	7 / 24	<	0.563	U	<	1.21	U	<	0.533	U	<	1.65	U	<	1.65	U	<	1.3	U		NA			NA				
MNX	-	0 / 9		NA			NA			NA			NA			NA			NA			NA			NA				
Nitrobenzene	-	0 / 21	<	0.817	U	<	0.645	U	<	0.682	U		NA			NA			NA			NA			NA				
RDX	2.88	14 / 26	2.29	NRL		<	1.17	U	0.828	NRL		<	2.11	U	<	2.11	U	<	0.63	U	<	8.61	U	0.2	NRL				
Tetryl	-	0 / 20	<	1.18	U		NA		<	0.631	U		NA			NA			NA			NA			NA				

Notes:
< = less than reporting limit
µg/L = micrograms per liter
HMX = octahydro-1,3,5,7-tetranitro-1,3,5,7-tetrazocine
ID = identification number
J = estimated
LOQ = limit of quantification
MNX = mono-nitroso-RDX
NA = not analyzed
NRL = no reporting limit
Qual = qualifier
RDX = hexahydro-1,3,5-trinitro-1,3,5-triazine
RL = reporting limit
U = nondetect

TABLE E.1.4-28
CORNHUSKER ARMY AMMUNITION PLANT
WELL NW121-EXPLOSIVES

FIELD ID			NW121			NW121			NW121			NW121			NW121			NW121			NW121			NW121			NW121			NW121			NW121		
METHOD	Maximum	Detection	SW846 M833			SW846 M833			SW846 M833			SW846 M833			SW846 M8330			SW846 M8330			SW846 M8330			SW846 M8330			SW846 M8330			SW846 M8330			SW846 M8330		
COLLECT DATE	Detection	Frequency	None			None			3/6/2013			3/1/2012			3/3/2011			3/10/2010			3/5/2009			3/6/2008			3/8/2007			3/9/2006			3/9/2005		
			Result	RL	Qual	Result	RL	Qual	Result	RL	Qual	Result	RL	Qual	Result	RL	Qual	Result	RL	Qual	Result	RL	Qual	Result	RL	Qual	Result	RL	Qual	Result	RL	Qual	Result	RL	Qual
EXPLOSIVES (µg/L)																																			
1,3,5-Trinitrobenzene	-	0 / 23							<	0.8	U	<	0.8	U	<	0.8	U	<	1	U	<	0.48	U	<	0.48	U	<	0.49	U	<	0.48	U	<	0.53	U
1,3-Dinitrobenzene	-	0 / 23							<	0.8	U	<	0.8	U	<	0.8	U	<	0.4	U	<	0.48	U	<	0.48	U	<	0.49	U	<	0.48	U	<	0.53	U
2,4,6-Trinitrotoluene	-	0 / 23							<	0.8	U	<	0.8	U	<	0.8	U	<	0.4	U	<	0.48	U	<	0.48	U	<	0.49	U	<	0.48	U	<	0.53	U
2,4-Dinitrotoluene	-	0 / 23							<	0.8	U	<	0.8	U	<	0.8	U	<	0.4	U	<	0.48	U	<	0.48	U	<	0.49	U	<	0.48	U	<	0.53	U
2,6-Dinitrotoluene	-	0 / 23	**Abandoned**			**Not Sampled**			<	0.8	U	<	0.8	U	<	0.8	U	<	0.2	U	<	0.48	U	<	0.48	U	<	0.49	U	<	0.48	U	<	0.53	U
2-Amino-4,6-dinitrotoluene	-	0 / 23	**2020**			**in 2014 through 2019**			<	0.8	U	<	0.8	U	<	0.8	U	<	0.2	U	<	0.48	U	<	0.48	U	<	0.49	U	<	0.48	U	<	0.53	U
2-Nitrotoluene	-	0 / 18							<	0.8	U	<	0.8	U	<	0.8	U	<	0.4	U	<	0.48	U	<	0.48	U	<	0.49	U	<	0.48	U	<	0.53	U
3-Nitrotoluene	-	0 / 18							<	0.8	U	<	0.8	U	<	0.8	U	<	0.4	U	<	0.48	U	<	0.48	U	<	0.49	U	<	0.48	U	<	0.53	U
4-Amino-2,6-dinitrotoluene	-	0 / 18							<	1.4	U	<	1.4	U	<	0.8	U	<	0.2	U	<	0.48	U	<	0.48	U	<	0.49	U	<	0.48	U	<	0.53	U
4-Nitrotoluene	-	0 / 18							<	0.8	U	<	0.8	U	<	0.8	U	<	1	U	<	0.48	U	<	0.48	U	<	0.49	U	<	0.48	U	<	0.53	U
HMX	0.81	10 / 26							0.22	0.8	J	0.2	0.8	J	0.16	0.8	J	0.2	0.4	J	<	0.48	U	<	0.48	U	<	0.49	U	0.53	0.48		0.62	0.53	
MNX	-	0 / 10							<	0.8	U	<	0.8	U	<	0.8	U	<	2	U	<	0.48	U	<	0.48	U	<	0.49	U	<	0.48	U	<	0.53	U
Nitrobenzene	-	0 / 23							<	0.8	U	<	0.8	U	<	0.8	U	<	0.4	U	<	0.48	U	<	0.48	U	<	0.49	U	<	0.48	U	<	0.53	U
RDX	-	0 / 27							<	0.8	U	<	0.8	U	<	0.8	U	<	0.2	U	<	0.48	U	<	0.48	U	<	0.49	U	<	0.48	U	<	0.53	U
Tetryl	0.954	1 / 22							<	1.6	U	<	0.8	U	<	0.8	U	<	0.24	U	<	0.48	U	<	0.48	U	<	0.49	U	<	0.48	U	<	0.53	U

Notes:
< = less than reporting limit
µg/L = micrograms per liter
HMX = octahydro-1,3,5,7-tetranitro-1,3,5,7-tetrazocine
ID = identification number
J = estimated
LOQ = limit of quantification
MNX = mono-nitroso-RDX
NA = not analyzed
NRL = no reporting limit
Qual = qualifier
RDX = hexahydro-1,3,5-trinitro-1,3,5-triazine
RL = reporting limit
U = nondetect

TABLE E.1.4-28
CORNHUSKER ARMY AMMUNITION PLANT
WELL NW121-EXPLOSIVES

FIELD ID			NW121			NW121			NW121			NW121			NW121			NW121			NW121			NW121			NW121			NW121		
METHOD	Maximum	Detection	SW846 M8330			SW846 M8330			SW846 M8330			SW846 M8330			SW846 M8330			SW846 M8330			UW51			UW51			UW51			UW33		
COLLECT DATE	Detection	Frequency	3/10/2004			3/12/2003			3/14/2002			3/15/2001			3/16/2000			3/25/1999			6/15/1998			10/3/1997			12/12/1996			7/13/1994		
			Result	RL	Qual	Result	RL	Qual	Result	RL	Qual	Result	RL	Qual	Result	RL	Qual	Result	RL	Qual	Result	RL	Qual	Result	RL	Qual	Result	RL	Qual	Result	RL	Qual
EXPLOSIVES (µg/L)																																
1,3,5-Trinitrobenzene	-	0 / 23	<	0.18	U	<	0.21	U	<	0.40	U	<	0.8	U	<	0.8	U	<	0.8	U	<	1.00	UJ	<	0.125	U	<	0.125	U	<	0.425	U
1,3-Dinitrobenzene	-	0 / 23	<	0.18	U	<	0.21	U	<	0.26	U	<	0.8	U	<	0.8	U	<	0.8	U	<	0.500	UJ	<	0.989	U	<	0.989	U	<	0.549	U
2,4,6-Trinitrotoluene	-	0 / 23	<	0.18	U	<	0.21	U	<	0.33	U	<	0.8	U	<	1.5	U	<	0.8	U	<	1.00	UJ	<	0.29	U	<	0.29	U	<	0.451	U
2,4-Dinitrotoluene	-	0 / 23	<	0.36	U	<	0.4	U	<	0.26	U	<	0.8	U	<	1.1	U	<	0.8	U	<	0.500	UJ	<	0.233	U	<	0.233	U	<	0.26	U
2,6-Dinitrotoluene	-	0 / 23	<	0.36	U	<	0.4	U	<	1.0	U	<	0.8	U	<	1.1	U	<	0.8	U	<	0.500	UJ	<	0.2	U	<	0.2	U	<	0.26	U
2-Amino-4,6-dinitrotoluene	-	0 / 23	<	0.36	U	<	0.4	U	<	0.41	U	<	0.8	U	<	1	U	<	0.8	U	<	0.500	UJ	<	0.173	U	<	0.173	U	<	0.244	U
2-Nitrotoluene	-	0 / 18	<	0.36	U	<	0.4	U	<	0.81	U	<	0.8	U	<	1.1	U	<	0.8	U	<	1.00	UJ	<	0.319	U	<	0.319	U		NA	
3-Nitrotoluene	-	0 / 18	<	0.36	U	<	0.4	U	<	0.51	U	<	0.8	U	<	1.1	U	<	0.8	U	<	1.00	UJ	<	0.514	U	<	0.514	U		NA	
4-Amino-2,6-dinitrotoluene	-	0 / 18	<	0.36	U	<	0.4	U	<	0.69	U	<	0.8	U	<	1	U	<	0.8	U	<	1.00	UJ	<	0.309	U	<	0.309	U		NA	
4-Nitrotoluene	-	0 / 18	<	0.58	U	<	0.65	U	<	1.6	U	<	0.8	U	<	1.1	U	<	0.8	U	<	1.00	UJ	<	0.368	U	<	0.368	U		NA	
HMX	0.81	10 / 26	0.81	0.45		0.65	0.51		<	1.1	U	<	1	U	<	0.8	U	<	0.8	U	<	0.500	UJ	0.68	0.16		0.7	0.16		<	0.563	U
MNX	-	0 / 10	<	0.18	U		NA			NA			NA			NA			NA			NA			NA			NA			NA	
Nitrobenzene	-	0 / 23	<	0.18	U	<	0.21	U	<	0.46	U	<	0.8	U	<	0.8	U	<	0.8	U	<	0.500	UJ	<	0.231	U	<	0.231	U	<	0.817	U
RDX	-	0 / 27	<	0.18	U	<	0.21	U	<	0.66	U	<	0.8	U	<	0.8	U	<	0.8	U	<	1.00	UJ	<	0.558	U	<	0.558	U	<	0.412	U
Tetryl	0.954	1 / 22	<	0.36	U	<	0.4	U	<	1.1	U	<	0.8	U	<	1.3	U	<	0.8	U	<	0.500	UJ	<	0.253	U	<	0.253	U	<	1.18	U

Notes:
< = less than reporting limit
µg/L = micrograms per liter
HMX = octahydro-1,3,5,7-tetranitro-1,3,5,7-tetrazocine
ID = identification number
J = estimated
LOQ = limit of quantification
MNX = mono-nitroso-RDX
NA = not analyzed
NRL = no reporting limit
Qual = qualifier
RDX = hexahydro-1,3,5-trinitro-1,3,5-triazine
RL = reporting limit
U = nondetect

TABLE E.1.4-28
CORNHUSKER ARMY AMMUNITION PLANT
WELL NW121-EXPLOSIVES

FIELD ID			NW121			NW121			NW121			NW121			NW121			NW121			NW121			NW121			NW121		
METHOD	Maximum	Detection	UW33			UW32			UW33			UW25			UW14			UW14			UW01			38			99		
COLLECT DATE	Detection	Frequency	6/11/1994			9/2/1992			7/23/1991			6/2/1991			10/18/1990			5/1/1990			5/24/1989			9/10/1985			11/29/1984		
			Result	RL	Qual	Result	RL	Qual	Result	RL	Qual	Result	RL	Qual	Result	RL	Qual	Result	RL	Qual	Result	RL	Qual	Result	RL	Qual	Result	RL	Qual
EXPLOSIVES (µg/L)																													
1,3,5-Trinitrobenzene	-	0 / 23	<	0.425	U	<	0.449	U	<	0.425	U	<	0.21	U		NA			NA			NA			NA			NA		
1,3-Dinitrobenzene	-	0 / 23	<	0.549	U	<	0.611	U	<	0.549	U	<	0.458	U		NA			NA			NA			NA			NA		
2,4,6-Trinitrotoluene	-	0 / 23	<	0.451	U	<	0.635	U	<	0.451	U	<	0.426	U		NA			NA			NA			NA			NA		
2,4-Dinitrotoluene	-	0 / 23	<	0.26	U	<	0.064	U	<	0.26	U	<	0.397	U		NA			NA			NA			NA			NA		
2,6-Dinitrotoluene	-	0 / 23	<	0.26	U	<	0.074	U	<	0.26	U	<	0.6	U		NA			NA			NA			NA			NA		
2-Amino-4,6-dinitrotoluene	-	0 / 23	<	0.244	U	<	0.158	U	<	1	U	<	0.8	U		NA			NA			NA			NA			NA		
2-Nitrotoluene	-	0 / 18		NA			NA			NA			NA			NA			NA			NA			NA			NA		
3-Nitrotoluene	-	0 / 18		NA			NA			NA			NA			NA			NA			NA			NA			NA		
4-Amino-2,6-dinitrotoluene	-	0 / 18		NA			NA			NA			NA			NA			NA			NA			NA			NA		
4-Nitrotoluene	-	0 / 18		NA			NA			NA			NA			NA			NA			NA			NA			NA		
HMX	0.81	10 / 26	<	0.563	U	<	1.21	U	<	0.563	U	<	0.533	U	<	1.65	U	<	1.65	U	<	1.3	U		NA			NA		
MNX	-	0 / 10		NA			NA			NA			NA			NA			NA			NA			NA			NA		
Nitrobenzene	-	0 / 23	<	0.817	U	<	0.645	U	<	0.817	U	<	0.682	U		NA			NA			NA			NA			NA		
RDX	-	0 / 27	<	0.412	U	<	1.17	U	<	0.412	U		NA		<	2.11	U	<	2.11	U	<	0.63	U	<	8.61	U	<	0.1	U
Tetryl	0.954	1 / 22	<	1.18	U		NA		<	1.18	U	0.954	NRL			NA			NA			NA			NA			NA		

Notes:
< = less than reporting limit
µg/L = micrograms per liter
HMX = octahydro-1,3,5,7-tetranitro-1,3,5,7-tetrazocine
ID = identification number
J = estimated
LOQ = limit of quantification
MNX = mono-nitroso-RDX
NA = not analyzed
NRL = no reporting limit
Qual = qualifier
RDX = hexahydro-1,3,5-trinitro-1,3,5-triazine
RL = reporting limit
U = nondetect

TABLE E.1.4-29
CORNHUSKER ARMY AMMUNITION PLANT
WELL NW122-EXPLOSIVES

FIELD ID			NW122			NW122			NW122			NW122			NW122			NW122			NW122			NW122			NW122			NW122			NW122		
METHOD	Maximum	Detection	SW846 M8330			SW846 M8330			SW846 M8330			SW846 M8330			SW846 M8330			SW846 M8330			SW846 M8330			SW846 M8330			SW846 M8330			SW846 M8330			SW846 M8330		
COLLECT DATE	Detection	Frequency	None			None			3/6/2013			3/1/2012			3/3/2011			3/10/2010			3/5/2009			3/6/2008			3/8/2007			3/9/2006			3/9/2005		
			Result	RL	Qual	Result	RL	Qual	Result	RL	Qual	Result	RL	Qual	Result	RL	Qual	Result	RL	Qual	Result	RL	Qual	Result	RL	Qual	Result	RL	Qual	Result	RL	Qual	Result	RL	Qual
EXPLOSIVES (µg/L)																																				
1,3,5-Trinitrobenzene	-	0 / 23							<	0.8	U	<	0.8	U	<	0.8	U	<	1	U	<	0.48	UJ	<	0.49	U	<	0.49	U	<	0.48	U	<	0.51	U
1,3-Dinitrobenzene	-	0 / 23							<	0.8	U	<	0.8	U	<	0.8	U	<	0.41	U	<	0.48	UJ	<	0.49	U	<	0.49	U	<	0.48	U	<	0.51	U
2,4,6-Trinitrotoluene	-	0 / 23							<	0.8	U	<	0.8	U	<	0.8	U	<	0.41	U	<	0.48	UJ	<	0.49	U	<	0.49	U	<	0.48	U	<	0.51	U
2,4-Dinitrotoluene	-	0 / 23							<	0.8	U	<	0.8	U	<	0.8	U	<	0.41	U	<	0.48	UJ	<	0.49	U	<	0.49	U	<	0.48	U	<	0.51	U
2,6-Dinitrotoluene	-	0 / 23	**Abandoned**			**Not Sampled**			<	0.8	U	<	0.8	U	<	0.8	U	<	0.2	U	<	0.48	UJ	<	0.49	U	<	0.49	U	<	0.48	U	<	0.51	U
2-Amino-4,6-dinitrotoluene	-	0 / 23	**2020**			**in 2014 through 2019**			<	0.8	U	<	0.8	U	<	0.8	U	<	0.2	U	<	0.48	UJ	<	0.49	U	<	0.49	U	<	0.48	U	<	0.51	U
2-Nitrotoluene	-	0 / 18							<	0.8	U	<	0.8	U	<	0.8	U	<	0.41	U	<	0.48	UJ	<	0.49	U	<	0.49	U	<	0.48	U	<	0.51	U
3-Nitrotoluene	-	0 / 18							<	0.8	U	<	0.8	U	<	0.8	U	<	0.41	U	<	0.48	UJ	<	0.49	U	<	0.49	U	<	0.48	U	<	0.51	U
4-Amino-2,6-dinitrotoluene	-	0 / 18							<	1.4	U	<	1.4	U	<	0.8	U	<	0.2	U	<	0.48	UJ	<	0.49	U	<	0.49	U	<	0.48	U	<	0.51	U
4-Nitrotoluene	-	0 / 18							<	0.8	U	<	0.8	U	<	0.8	U	<	1	U	<	0.48	UJ	<	0.49	U	<	0.49	U	<	0.48	U	<	0.51	U
HMX	-	0 / 26							<	0.8	U	<	0.8	U	<	0.8	U	<	0.41	U	<	0.48	UJ	<	0.49	U	<	0.49	U	<	0.48	U	<	0.51	U
MNX	-	0 / 10							<	0.8	U	<	0.8	U	<	0.8	U	<	2	U	<	0.48	UJ	<	0.49	U	<	0.49	U	<	0.48	U	<	0.51	U
Nitrobenzene	-	0 / 23							<	0.8	U	<	0.8	U	<	0.8	U	<	0.41	U	<	0.48	UJ	<	0.49	U	<	0.49	U	<	0.48	U	<	0.51	U
RDX	1.9	2 / 27							<	0.8	U	<	0.8	U	<	0.8	U	<	0.2	U	<	0.48	UJ	<	0.49	U	<	0.49	U	<	0.48	U	<	0.51	U
Tetryl	0.756	1 / 22							<	1.6	U	<	0.8	U	<	0.8	U	<	0.25	U	<	0.48	UJ	<	0.49	U	<	0.49	U	<	0.48	U	<	0.51	U

Notes:
< = less than reporting limit
µg/L = micrograms per liter
HMX = octahydro-1,3,5,7-tetranitro-1,3,5,7-tetrazocine
ID = identification number
J = estimated
LOQ = limit of quantification
MNX = mono-nitroso-RDX
NA = not analyzed
NRL = no reporting limit
Qual = qualifier
RDX = hexahydro-1,3,5-trinitro-1,3,5-triazine
RL = reporting limit
U = nondetect

TABLE E.1.4-29
CORNHUSKER ARMY AMMUNITION PLANT
WELL NW122-EXPLOSIVES

FIELD ID			NW122			NW122			NW122			NW122			NW122			NW122			NW122			NW122			NW122			NW122		
METHOD	Maximum	Detection	SW846 M8330			SW846 M8330			SW846 M8330			SW846 M8330			SW846 M8330			SW846 M8330			UW51			UW51			UW51			UW33		
COLLECT DATE	Detection	Frequency	3/10/2004			3/12/2003			3/14/2002			3/15/2001			3/16/2000			3/25/1999			6/15/1998			10/3/1997			12/12/1996			7/13/1994		
			Result	RL	Qual	Result	RL	Qual	Result	RL	Qual	Result	RL	Qual	Result	RL	Qual	Result	RL	Qual	Result	RL	Qual	Result	RL	Qual	Result	RL	Qual	Result	RL	Qual
EXPLOSIVES (µg/L)																																
1,3,5-Trinitrobenzene	-	0 / 23	<	0.26	U	<	0.17	U	<	0.44	U	<	0.8	U	<	0.8	U	<	0.8	U	<	1.00	U	<	0.125	U	<	0.125	U	<	0.425	U
1,3-Dinitrobenzene	-	0 / 23	<	0.26	U	<	0.17	U	<	0.29	U	<	0.8	U	<	0.8	U	<	0.8	U	<	0.500	U	<	0.989	U	<	0.989	U	<	0.549	U
2,4,6-Trinitrotoluene	-	0 / 23	<	0.26	U	<	0.17	U	<	0.37	U	<	0.8	U	<	1.5	U	<	0.8	U	<	1.00	U	<	0.29	U	<	0.29	U	<	0.451	U
2,4-Dinitrotoluene	-	0 / 23	<	0.5	U	<	0.34	U	<	0.29	U	<	0.8	U	<	1.1	U	<	0.8	U	<	0.500	U	<	0.233	U	<	0.233	U	<	0.26	U
2,6-Dinitrotoluene	-	0 / 23	<	0.5	U	<	0.34	U	<	1.1	U	<	0.8	U	<	1.1	U	<	0.8	U	<	0.500	U	<	0.2	U	<	0.2	U	<	0.26	U
2-Amino-4,6-dinitrotoluene	-	0 / 23	<	0.5	U	<	0.34	U	<	0.46	U	<	0.8	U	<	1	U	<	0.8	U	<	0.500	U	<	0.173	U	<	0.173	U	<	0.244	U
2-Nitrotoluene	-	0 / 18	<	0.5	U	<	0.34	U	<	0.90	U	<	0.8	U	<	1.1	U	<	0.8	U	<	1.00	U	<	0.319	U	<	0.319	U		NA	
3-Nitrotoluene	-	0 / 18	<	0.5	U	<	0.34	U	<	0.57	U	<	0.8	U	<	1.1	U	<	0.8	U	<	1.00	U	<	0.514	U	<	0.514	U		NA	
4-Amino-2,6-dinitrotoluene	-	0 / 18	<	0.5	U	<	0.34	U	<	0.77	U	<	0.8	U	<	1	U	<	0.8	U	<	1.00	U	<	0.309	U	<	0.309	U		NA	
4-Nitrotoluene	-	0 / 18	<	0.81	U	<	0.54	U	<	1.8	U	<	0.8	U	<	1.1	U	<	0.8	U	<	1.00	U	<	0.368	U	<	0.368	U		NA	
HMX	-	0 / 26	<	0.63	U	<	0.42	U	<	1.2	U	<	1	U	<	0.8	U	<	0.8	U	<	0.500	U	<	0.16	U	<	0.16	U	<	0.563	U
MNX	-	0 / 10	<	0.26	U		NA			NA			NA			NA			NA			NA			NA			NA			NA	
Nitrobenzene	-	0 / 23	<	0.26	U	<	0.17	U	<	0.51	U	<	0.8	U	<	0.8	U	<	0.8	U	<	0.500	U	<	0.231	U	<	0.231	U	<	0.817	U
RDX	1.9	2 / 27	<	0.26	U	<	0.17	U	<	0.73	U	<	0.8	U	<	0.8	U	<	0.8	U	<	1.00	U	<	0.558	U	<	0.558	U	<	0.412	U
Tetryl	0.756	1 / 22	<	0.5	U	<	0.34	U	<	1.2	U	<	0.8	U	<	1.3	U	<	0.8	U	<	0.500	U	<	0.253	U	<	0.253	U	<	1.18	U

Notes:
< = less than reporting limit
µg/L = micrograms per liter
HMX = octahydro-1,3,5,7-tetranitro-1,3,5,7-tetrazocine
ID = identification number
J = estimated
LOQ = limit of quantification
MNX = mono-nitroso-RDX
NA = not analyzed
NRL = no reporting limit
Qual = qualifier
RDX = hexahydro-1,3,5-trinitro-1,3,5-triazine
RL = reporting limit
U = nondetect

TABLE E.1.4-29
CORNHUSKER ARMY AMMUNITION PLANT
WELL NW122-EXPLOSIVES

FIELD ID			NW122			NW122			NW122			NW122			NW122			NW122			NW122			NW122			NW122		
METHOD	Maximum	Detection	UW33			UW32			UW33			UW25			UW14			UW14			UW01			38			99		
COLLECT DATE	Detection	Frequency	6/11/1994			9/2/1992			7/23/1991			6/2/1991			10/18/1990			5/1/1990			5/24/1989			9/10/1985			11/29/1984		
			Result	RL	Qual	Result	RL	Qual	Result	RL	Qual	Result	RL	Qual	Result	RL	Qual	Result	RL	Qual	Result	RL	Qual	Result	RL	Qual	Result	RL	Qual
EXPLOSIVES (µg/L)																													
1,3,5-Trinitrobenzene	-	0 / 23	<	0.425	U	<	0.449	U	<	0.425	U	<	0.21	U		NA			NA			NA			NA			NA		
1,3-Dinitrobenzene	-	0 / 23	<	0.549	U	<	0.611	U	<	0.549	U	<	0.458	U		NA			NA			NA			NA			NA		
2,4,6-Trinitrotoluene	-	0 / 23	<	0.451	U	<	0.635	U	<	0.451	U	<	0.426	U		NA			NA			NA			NA			NA		
2,4-Dinitrotoluene	-	0 / 23	<	0.26	U	<	0.064	U	<	0.26	U	<	0.397	U		NA			NA			NA			NA			NA		
2,6-Dinitrotoluene	-	0 / 23	<	0.26	U	<	0.074	U	<	0.26	U	<	0.6	U		NA			NA			NA			NA			NA		
2-Amino-4,6-dinitrotoluene	-	0 / 23	<	0.244	U	<	0.158	U	<	1	U	<	0.8	U		NA			NA			NA			NA			NA		
2-Nitrotoluene	-	0 / 18		NA			NA			NA			NA			NA			NA			NA			NA			NA		
3-Nitrotoluene	-	0 / 18		NA			NA			NA			NA			NA			NA			NA			NA			NA		
4-Amino-2,6-dinitrotoluene	-	0 / 18		NA			NA			NA			NA			NA			NA			NA			NA			NA		
4-Nitrotoluene	-	0 / 18		NA			NA			NA			NA			NA			NA			NA			NA			NA		
HMX	-	0 / 26	<	0.563	U	<	1.21	U	<	0.563	U	<	0.533	U	<	1.65	U	<	1.65	U	<	1.3	U		NA			NA		
MNX	-	0 / 10		NA			NA			NA			NA			NA			NA			NA			NA			NA		
Nitrobenzene	-	0 / 23	<	0.817	U	<	0.645	U	<	0.817	U	<	0.682	U		NA			NA			NA			NA			NA		
RDX	1.9	2 / 27	<	0.412	U	<	1.17	U	<	0.412	U		NA		<	2.11	U	<	2.11	U	1.9	NRL		<	8.61	U	0.2	NRL		
Tetryl	0.756	1 / 22	<	1.18	U		NA		<	1.18	U	0.756	NRL			NA			NA			NA			NA			NA		

Notes:
< = less than reporting limit
µg/L = micrograms per liter
HMX = octahydro-1,3,5,7-tetranitro-1,3,5,7-tetrazocine
ID = identification number
J = estimated
LOQ = limit of quantification
MNX = mono-nitroso-RDX
NA = not analyzed
NRL = no reporting limit
Qual = qualifier
RDX = hexahydro-1,3,5-trinitro-1,3,5-triazine
RL = reporting limit
U = nondetect

TABLE E.1.4-30
CORNHUSKER ARMY AMMUNITION PLANT
WELL NW130R-EXPLOSIVES

FIELD ID			NW130R			NW130R			NW130R			NW130R			NW130R			NW130R			NW130R			NW130R			NW130R			NW130R			NW130R		
METHOD	Maximum	Detection	SW846 M8330			SW846 M8330			SW846 M8330			SW846 M8330			SW846 M8330			SW846 M8330			SW846 M8330			SW846 M8330			SW846 M8330			SW846 M8330			SW846 M8330		
COLLECT DATE	Detection	Frequency	None			None			3/6/2013			3/1/2012			3/1/2011			3/8/2010			3/3/2009			3/4/2008			3/6/2007			3/8/2006			3/8/2005		
			Result	RL	Qual	Result	RL	Qual	Result	RL	Qual	Result	RL	Qual	Result	RL	Qual	Result	RL	Qual	Result	RL	Qual	Result	RL	Qual	Result	RL	Qual	Result	RL	Qual	Result	RL	Qual
EXPLOSIVES (µg/L)																																			
1,3,5-Trinitrobenzene	-	0 / 23							<	0.8	U	<	0.8	U	<	0.8	U	<	1	U	<	0.48	U	<	0.47	U	<	0.48	U	<	0.48	U	<	0.5	U
1,3-Dinitrobenzene	-	0 / 23							<	0.8	U	<	0.8	U	<	0.8	U	<	0.4	U	<	0.48	U	<	0.47	U	<	0.48	U	<	0.48	U	<	0.5	U
2,4,6-Trinitrotoluene	-	0 / 23							<	0.8	U	<	0.8	U	<	0.8	U	<	0.4	U	<	0.48	U	<	0.47	U	<	0.48	U	<	0.48	U	<	0.5	U
2,4-Dinitrotoluene	-	0 / 23							<	0.8	U	<	0.8	U	<	0.8	U	<	0.4	U	<	0.48	U	<	0.47	U	<	0.48	U	<	0.48	U	<	0.5	U
2,6-Dinitrotoluene	-	0 / 23	**Abandoned**			**Not Sampled**			<	0.8	U	<	0.8	U	<	0.8	U	<	0.2	U	<	0.48	U	<	0.47	U	<	0.48	U	<	0.48	U	<	0.5	U
2-Amino-4,6-dinitrotoluene	-	0 / 22	**2020**			**in 2014 through 2019**			<	0.8	U	<	0.8	U	<	0.8	U	<	0.2	U	<	0.48	U	<	0.47	U	<	0.48	U	<	0.48	U	<	0.5	U
2-Nitrotoluene	-	0 / 18							<	0.8	U	<	0.8	U	<	0.8	U	<	0.4	U	<	0.48	U	<	0.47	U	<	0.48	U	<	0.48	U	<	0.5	U
3-Nitrotoluene	-	0 / 18							<	0.8	U	<	0.8	U	<	0.8	U	<	0.4	U	<	0.48	U	<	0.47	U	<	0.48	U	<	0.48	U	<	0.5	U
4-Amino-2,6-dinitrotoluene	-	0 / 18							<	1.4	U	<	1.4	U	<	0.8	U	<	0.2	U	<	0.48	U	<	0.47	U	<	0.48	U	<	0.48	U	<	0.5	U
4-Nitrotoluene	-	0 / 18							<	0.8	U	<	0.8	U	<	0.8	U	<	1	U	<	0.48	U	<	0.47	U	<	0.48	U	<	0.48	U	<	0.5	U
HMX	-	0 / 25							<	0.8	U	<	0.8	U	<	0.8	U	<	0.4	U	<	0.48	U	<	0.47	U	<	0.48	U	<	0.48	U	<	0.5	U
MNX	-	0 / 10							<	0.8	U	<	0.8	U	<	0.8	U	<	2	U	<	0.48	U	<	0.47	U	<	0.48	U	<	0.48	U	<	0.5	U
Nitrobenzene	-	0 / 22							<	0.8	U	<	0.8	U	<	0.8	U	<	0.4	U	<	0.48	U	<	0.47	U	<	0.48	U	<	0.48	U	<	0.5	U
RDX	1.05	2 / 26							<	0.8	U	<	0.8	U	<	0.8	U	<	0.2	U	<	0.48	U	<	0.47	U	<	0.48	U	<	0.48	U	<	0.5	U
Tetryl	-	0 / 21							<	1.6	U	<	0.8	U	<	0.8	U	<	0.24	U	<	0.48	U	<	0.47	U	<	0.48	U	<	0.48	U	<	0.5	U

Notes:
*NW130 was abandoned and replaced by NW130R in 2004.

< = less than reporting limit
µg/L = micrograms per liter
HMX = octahydro-1,3,5,7-tetranitro-1,3,5,7-tetrazocine
ID = identification number
J = estimated
LOQ = limit of quantification
MNX = mono-nitroso-RDX
NA = not analyzed
NRL = no reporting limit
Qual = qualifier
RDX = hexahydro-1,3,5-trinitro-1,3,5-triazine
RL = reporting limit
U = nondetect

TABLE E.1.4-30
CORNHUSKER ARMY AMMUNITION PLANT
WELL NW130R-EXPLOSIVES

FIELD ID			NW130R			NW130			NW130			NW130			NW130			NW130			NW130			NW130			NW130			NW130		
METHOD	Maximum	Detection	SW846 M8330			SW846 M8330			SW846 M8330			SW846 M8330			SW846 M8330			SW846 M8330			UW51			UW51			UW51			UW33		
COLLECT DATE	Detection	Frequency	3/16/2004			3/11/2003			3/13/2002			3/14/2001			3/13/2000			3/18/1999			6/25/1998			10/1/1997			2/19/1997			7/16/1994		
			Result	RL	Qual	Result	RL	Qual	Result	RL	Qual	Result	RL	Qual	Result	RL	Qual	Result	RL	Qual	Result	RL	Qual	Result	RL	Qual	Result	RL	Qual	Result	RL	Qual
EXPLOSIVES (µg/L)																																
1,3,5-Trinitrobenzene	-	0 / 23	<	0.24	U	<	0.16	U	<	0.30	U	<	0.8	U	<	0.8	U	<	0.8	U	<	1.00	U	<	0.125	U	<	0.125	U	<	0.425	U
1,3-Dinitrobenzene	-	0 / 23	<	0.24	U	<	0.16	U	<	0.20	U	<	0.8	U	<	0.8	U	<	0.8	U	<	0.500	U	<	0.989	U	<	0.989	U	<	0.549	U
2,4,6-Trinitrotoluene	-	0 / 23	<	0.24	U	<	0.16	U	<	0.25	U	<	0.8	U	<	1.5	U	<	0.8	U	<	1.00	U	<	0.29	U	<	0.29	U	<	0.451	U
2,4-Dinitrotoluene	-	0 / 23	<	0.46	U	<	0.31	U	<	0.20	U	<	0.8	U	<	1.1	U	<	0.8	U	<	0.500	U	<	0.233	U	<	0.233	U	<	0.26	U
2,6-Dinitrotoluene	-	0 / 23	<	0.46	U	<	0.31	U	<	0.79	U	<	0.8	U	<	1.1	U	<	0.8	U	<	0.500	U	<	0.2	U	<	0.2	U	<	0.26	U
2-Amino-4,6-dinitrotoluene	-	0 / 22	<	0.46	U	<	0.31	U	<	0.32	U	<	0.8	U	<	1	U	<	0.8	U	<	0.500	U	<	0.173	U	<	0.173	U	<	0.244	U
2-Nitrotoluene	-	0 / 18	<	0.46	U	<	0.31	U	<	0.62	U	<	0.8	U	<	1.1	U	<	0.8	U	<	1.00	U	<	0.319	U	<	0.319	U		NA	
3-Nitrotoluene	-	0 / 18	<	0.46	U	<	0.31	U	<	0.39	U	<	0.8	U	<	1.1	U	<	0.8	U	<	1.00	U	<	0.514	U	<	0.514	U		NA	
4-Amino-2,6-dinitrotoluene	-	0 / 18	<	0.46	U	<	0.31	U	<	0.53	U	<	0.8	U	<	1	U	<	0.8	U	<	1.00	U	<	0.309	U	<	0.309	U		NA	
4-Nitrotoluene	-	0 / 18	<	0.74	U	<	0.5	U	<	1.3	U	<	0.8	U	<	1.1	U	<	0.8	U	<	1.00	U	<	0.368	U	<	0.368	U		NA	
HMX	-	0 / 25	<	0.58	U	<	0.39	U	<	0.86	U	<	1	U	<	0.8	U	<	0.8	U	<	0.500	U	<	0.16	U	<	0.16	U	<	0.563	U
MNX	-	0 / 10	<	0.24	U		NA			NA			NA			NA			NA			NA			NA			NA			NA	
Nitrobenzene	-	0 / 22	<	0.24	U	<	0.16	U	<	0.35	U	<	0.8	U	<	0.8	U	<	0.8	U	<	0.500	U	<	0.231	U	<	0.231	U	<	0.817	U
RDX	1.05	2 / 26	<	0.24	U	<	0.16	U	<	0.51	U	<	0.8	U	<	0.8	U	<	0.8	U	<	1.00	U	<	0.558	U	<	0.558	U	<	0.412	U
Tetryl	-	0 / 21	<	0.46	U	<	0.31	U	<	0.84	U	<	0.8	U	<	1.3	U	<	0.8	U	<	0.500	U	<	0.253	U	<	0.253	U	<	1.18	U

Notes:
*NW130 was abandoned and replaced by NW130R in 2004.

< = less than reporting limit
µg/L = micrograms per liter
HMX = octahydro-1,3,5,7-tetranitro-1,3,5,7-tetrazocine
ID = identification number
J = estimated
LOQ = limit of quantification
MNX = mono-nitroso-RDX
NA = not analyzed
NRL = no reporting limit
Qual = qualifier
RDX = hexahydro-1,3,5-trinitro-1,3,5-triazine
RL = reporting limit
U = nondetect

TABLE E.1.4-30
CORNHUSKER ARMY AMMUNITION PLANT
WELL NW130R-EXPLOSIVES

FIELD ID			NW130			NW130			NW130			NW130			NW130			NW130			NW130			NW130		
METHOD	Maximum	Detection	UW33			UW32			UW25			UW14			UW14			UW01			99					
COLLECT DATE	Detection	Frequency	6/9/1994			9/3/1992			5/31/1991			10/17/1990			4/30/1990			5/24/1989			11/29/1984					
			Result	RL	Qual	Result	RL	Qual	Result	RL	Qual	Result	RL	Qual	Result	RL	Qual	Result	RL	Qual	Result	RL	Qual			
EXPLOSIVES (µg/L)																										
1,3,5-Trinitrobenzene	-	0 / 23	<	0.425	U	<	0.449	U	<	0.21	U		NA			NA			NA		<	0.1	U			
1,3-Dinitrobenzene	-	0 / 23	<	0.549	U	<	0.611	U	<	0.458	U		NA			NA			NA		<	0.1	U			
2,4,6-Trinitrotoluene	-	0 / 23	<	0.451	U	<	0.635	U	<	0.426	U		NA			NA			NA		<	0.1	U			
2,4-Dinitrotoluene	-	0 / 23	<	0.26	U	<	0.064	U	<	0.397	U		NA			NA			NA		<	0.1	U			
2,6-Dinitrotoluene	-	0 / 23	<	0.26	U	<	0.074	U	<	0.6	U		NA			NA			NA		<	0.1	U			
2-Amino-4,6-dinitrotoluene	-	0 / 22	<	0.244	U	<	0.158	U	<	0.8	U		NA			NA			NA			NA				
2-Nitrotoluene	-	0 / 18		NA			NA			NA			NA			NA			NA			NA				
3-Nitrotoluene	-	0 / 18		NA			NA			NA			NA			NA			NA			NA				
4-Amino-2,6-dinitrotoluene	-	0 / 18		NA			NA			NA			NA			NA			NA			NA				
4-Nitrotoluene	-	0 / 18		NA			NA			NA			NA			NA			NA			NA				
HMX	-	0 / 25	<	0.563	U	<	1.21	U	<	5.3	U	<	1.65	U	<	1.65	U	<	1.3	U		NA				
MNX	-	0 / 10		NA			NA			NA			NA			NA			NA			NA				
Nitrobenzene	-	0 / 22	<	0.817	U	<	0.645	U	<	0.682	U		NA			NA			NA			NA				
RDX	1.05	2 / 26	<	0.412	U	<	1.17	U	<	0.416	U	<	2.11	U	<	2.11	U	1.05	NRL		0.4	NRL				
Tetryl	-	0 / 21	<	1.18	U		NA		<	0.631	U		NA			NA			NA			NA				

Notes:
*NW130 was abandoned and replaced by NW130R in 2004.

< = less than reporting limit
µg/L = micrograms per liter
HMX = octahydro-1,3,5,7-tetranitro-1,3,5,7-tetrazocine
ID = identification number
J = estimated
LOQ = limit of quantification
MNX = mono-nitroso-RDX
NA = not analyzed
NRL = no reporting limit
Qual = qualifier
RDX = hexahydro-1,3,5-trinitro-1,3,5-triazine
RL = reporting limit
U = nondetect

TABLE E.1.4-31
CORNHUSKER ARMY AMMUNITION PLANT
WELL NW131R-EXPLOSIVES

FIELD ID			NW131R			NW131R			NW131R			NW131R			NW131R			NW131R			NW131R			NW131R			NW131R			NW131R			NW131R		
METHOD	Maximum	Detection	SW846 M8330			SW846 M8330			SW846 M8330			SW846 M8330			SW846 M8330			SW846 M8330			SW846 M8330			SW846 M8330			SW846 M8330			SW846 M8330			SW846 M8330		
COLLECT DATE	Detection	Frequency	None			None			3/6/2013			3/1/2012			3/1/2011			3/8/2010			3/4/2009			3/4/2008			3/5/2007			3/8/2006			3/9/2005		
			Result	RL	Qual	Result	RL	Qual	Result	RL	Qual	Result	RL	Qual	Result	RL	Qual	Result	RL	Qual	Result	RL	Qual	Result	RL	Qual	Result	RL	Qual	Result	RL	Qual	Result	RL	Qual
EXPLOSIVES (µg/L)																																			
1,3,5-Trinitrobenzene	-	0 / 24							<	0.8	U	<	0.8	U	<	0.8	U	<	1	U	<	0.49	U	<	0.48	U	<	0.5	U	<	0.48	U	<	0.48	U
1,3-Dinitrobenzene	-	0 / 24							<	0.8	U	<	0.8	U	<	0.8	U	<	0.4	U	<	0.49	U	<	0.48	U	<	0.5	U	<	0.48	U	<	0.48	U
2,4,6-Trinitrotoluene	-	0 / 24							<	0.8	U	<	0.8	U	<	0.8	U	<	0.4	U	<	0.49	U	<	0.48	U	<	0.5	U	<	0.48	U	<	0.48	U
2,4-Dinitrotoluene	-	0 / 24							<	0.8	U	<	0.8	U	<	0.8	U	<	0.4	U	<	0.49	U	<	0.48	U	<	0.5	U	<	0.48	U	<	0.48	U
2,6-Dinitrotoluene	-	0 / 24	**Abandoned**			**Not Sampled**			<	0.8	U	<	0.8	U	<	0.8	U	<	0.2	U	<	0.49	U	<	0.48	U	<	0.5	U	<	0.48	U	<	0.48	U
2-Amino-4,6-dinitrotoluene	-	0 / 23	**2020**			**in 2014 through 2019**			<	0.8	U	<	0.8	U	<	0.8	U	<	0.2	U	<	0.49	U	<	0.48	U	<	0.5	U	<	0.48	U	<	0.48	U
2-Nitrotoluene	-	0 / 18							<	0.8	U	<	0.8	U	<	0.8	U	<	0.4	U	<	0.49	U	<	0.48	U	<	0.5	U	<	0.48	U	<	0.48	U
3-Nitrotoluene	-	0 / 18							<	0.8	U	<	0.8	U	<	0.8	U	<	0.4	U	<	0.49	U	<	0.48	U	<	0.5	U	<	0.48	U	<	0.48	U
4-Amino-2,6-dinitrotoluene	-	0 / 18							<	1.4	U	<	1.4	U	<	0.8	U	<	0.2	U	<	0.49	U	<	0.48	U	<	0.5	U	<	0.48	U	<	0.48	U
4-Nitrotoluene	-	0 / 18							<	0.8	U	<	0.8	U	<	0.8	U	<	1	U	<	0.49	U	<	0.48	U	<	0.5	U	<	0.48	U	<	0.48	U
HMX	-	0 / 26							<	0.8	U	<	0.8	U	<	0.8	U	<	0.4	U	<	0.49	U	<	0.48	U	<	0.5	U	<	0.48	U	<	0.48	U
MNX	-	0 / 10							<	0.8	U	<	0.8	U	<	0.8	U	<	2	U	<	0.49	U	<	0.48	U	<	0.5	U	<	0.48	U	<	0.48	U
Nitrobenzene	-	0 / 23							<	0.8	U	<	0.8	U	<	0.8	U	<	0.4	U	<	0.49	U	<	0.48	U	<	0.5	U	<	0.48	U	<	0.48	U
RDX	0.4	1 / 26							<	0.8	U	<	0.8	U	<	0.8	U	<	0.2	U	<	0.49	U	<	0.48	U	<	0.5	U	<	0.48	U	<	0.48	U
Tetryl	-	0 / 22							<	1.6	U	<	0.8	U	<	0.8	U	<	0.24	U	<	0.49	U	<	0.48	U	<	0.5	U	<	0.48	U	<	0.48	U

Notes:
*NW131 was abandoned and replaced by NW131R in 2004.

< = less than reporting limit
µg/L = micrograms per liter
HMX = octahydro-1,3,5,7-tetranitro-1,3,5,7-tetrazocine
ID = identification number
J = estimated
LOQ = limit of quantification
MNX = mono-nitroso-RDX
NA = not analyzed
NRL = no reporting limit
Qual = qualifier
RDX = hexahydro-1,3,5-trinitro-1,3,5-triazine
RL = reporting limit
U = nondetect

TABLE E.1.4-31
CORNHUSKER ARMY AMMUNITION PLANT
WELL NW131R-EXPLOSIVES

FIELD ID			NW131R			NW131			NW131			NW131			NW131			NW131			NW131			NW131			NW131			NW131		
METHOD	Maximum	Detection	SW846 M8330			SW846 M8330			SW846 M8330			SW846 M8330			SW846 M8330			SW846 M8330			UW51			UW51			UW51			UW33		
COLLECT DATE	Detection	Frequency	3/9/2004			3/11/2003			3/13/2002			3/14/2001			3/13/2000			3/18/1999			6/25/1998			10/1/1997			2/19/1997			7/16/1994		
			Result	RL	Qual	Result	RL	Qual	Result	RL	Qual	Result	RL	Qual	Result	RL	Qual	Result	RL	Qual	Result	RL	Qual	Result	RL	Qual	Result	RL	Qual	Result	RL	Qual
EXPLOSIVES (µg/L)																																
1,3,5-Trinitrobenzene	-	0 / 24	<	0.18	U	<	0.18	U	<	0.35	U	<	0.8	U	<	0.8	U	<	0.8	U	<	1.00	U	<	0.125	U	<	0.125	U	<	0.425	U
1,3-Dinitrobenzene	-	0 / 24	<	0.18	U	<	0.18	U	<	0.23	U	<	0.8	U	<	0.8	U	<	0.8	U	<	0.500	U	<	0.989	U	<	0.989	U	<	0.549	U
2,4,6-Trinitrotoluene	-	0 / 24	<	0.18	U	<	0.18	U	<	0.29	U	<	0.8	U	<	1.5	U	<	0.8	U	<	1.00	U	<	0.29	U	<	0.29	U	<	0.451	U
2,4-Dinitrotoluene	-	0 / 24	<	0.36	U	<	0.34	U	<	0.23	U	<	0.8	U	<	1.1	U	<	0.8	U	<	0.500	U	<	0.233	U	<	0.233	U	<	0.26	U
2,6-Dinitrotoluene	-	0 / 24	<	0.36	U	<	0.34	U	<	0.90	U	<	0.8	U	<	1.1	U	<	0.8	U	<	0.500	U	<	0.2	U	<	0.2	U	<	0.26	U
2-Amino-4,6-dinitrotoluene	-	0 / 23	<	0.36	U	<	0.34	U	<	0.36	U	<	0.8	U	<	1	U	<	0.8	U	<	0.500	U	<	0.173	U	<	0.173	U	<	0.244	U
2-Nitrotoluene	-	0 / 18	<	0.36	U	<	0.34	U	<	0.71	U	<	0.8	U	<	1.1	U	<	0.8	U	<	1.00	U	<	0.319	U	<	0.319	U		NA	
3-Nitrotoluene	-	0 / 18	<	0.36	U	<	0.34	U	<	0.45	U	<	0.8	U	<	1.1	U	<	0.8	U	<	1.00	U	<	0.514	U	<	0.514	U		NA	
4-Amino-2,6-dinitrotoluene	-	0 / 18	<	0.36	U	<	0.34	U	<	0.61	U	<	0.8	U	<	1	U	<	0.8	U	<	1.00	U	<	0.309	U	<	0.309	U		NA	
4-Nitrotoluene	-	0 / 18	<	0.58	U	<	0.55	U	<	1.5	U	<	0.8	U	<	1.1	U	<	0.8	U	<	1.00	U	<	0.368	U	<	0.368	U		NA	
HMX	-	0 / 26	<	0.45	U	<	0.43	U	<	0.99	U	<	1	U	<	0.8	U	<	0.8	U	<	0.500	U	<	0.16	U	<	0.16	U	<	0.563	U
MNX	-	0 / 10	<	0.18	U		NA			NA			NA			NA			NA			NA			NA			NA			NA	
Nitrobenzene	-	0 / 23	<	0.18	U	<	0.18	U	<	0.41	U	<	0.8	U	<	0.8	U	<	0.8	U	<	0.500	U	<	0.231	U	<	0.231	U	<	0.817	U
RDX	0.4	1 / 26	<	0.18	U	<	0.18	U	<	0.58	U	<	0.8	U	<	0.8	U	<	0.8	U	<	1.00	U	<	0.558	U	<	0.558	U	<	0.412	U
Tetryl	-	0 / 22	<	0.36	U	<	0.34	U	<	0.96	U	<	0.8	U	<	1.3	U	<	0.8	U	<	0.500	U	<	0.253	U	<	0.253	U	<	1.18	U

Notes:
*NW131 was abandoned and replaced by NW131R in 2004.

< = less than reporting limit
µg/L = micrograms per liter
HMX = octahydro-1,3,5,7-tetranitro-1,3,5,7-tetrazocine
ID = identification number
J = estimated
LOQ = limit of quantification
MNX = mono-nitroso-RDX
NA = not analyzed
NRL = no reporting limit
Qual = qualifier
RDX = hexahydro-1,3,5-trinitro-1,3,5-triazine
RL = reporting limit
U = nondetect

TABLE E.1.4-31
CORNHUSKER ARMY AMMUNITION PLANT
WELL NW131R-EXPLOSIVES

FIELD ID			NW131			NW131			NW131			NW131			NW131			NW131			NW131			NW131		
METHOD	Maximum	Detection	UW33			UW32			UW33			UW25			UW14			UW14			UW01			99		
COLLECT DATE	Detection	Frequency	6/9/1994			9/3/1992			7/24/1991			6/2/1991			10/17/1990			4/30/1990			5/24/1989			11/29/1984		
			Result	RL	Qual	Result	RL	Qual	Result	RL	Qual	Result	RL	Qual	Result	RL	Qual	Result	RL	Qual	Result	RL	Qual	Result	RL	Qual
EXPLOSIVES (µg/L)																										
1,3,5-Trinitrobenzene	-	0 / 24	<	0.425	U	<	0.449	U	<	0.425	U	<	0.21	U		NA			NA			NA		<	0.1	U
1,3-Dinitrobenzene	-	0 / 24	<	0.549	U	<	0.611	U	<	0.549	U	<	0.458	U		NA			NA			NA		<	0.1	U
2,4,6-Trinitrotoluene	-	0 / 24	<	0.451	U	<	0.635	U	<	0.451	U	<	0.426	U		NA			NA			NA		<	0.1	U
2,4-Dinitrotoluene	-	0 / 24	<	0.26	U	<	0.064	U	<	0.26	U	<	0.397	U		NA			NA			NA		<	0.1	U
2,6-Dinitrotoluene	-	0 / 24	<	0.26	U	<	0.074	U	<	0.26	U	<	0.6	U		NA			NA			NA		<	0.1	U
2-Amino-4,6-dinitrotoluene	-	0 / 23	<	0.244	U	<	0.158	U	<	0.5	U	<	0.8	U		NA			NA			NA			NA	
2-Nitrotoluene	-	0 / 18		NA			NA			NA			NA			NA			NA			NA			NA	
3-Nitrotoluene	-	0 / 18		NA			NA			NA			NA			NA			NA			NA			NA	
4-Amino-2,6-dinitrotoluene	-	0 / 18		NA			NA			NA			NA			NA			NA			NA			NA	
4-Nitrotoluene	-	0 / 18		NA			NA			NA			NA			NA			NA			NA			NA	
HMX	-	0 / 26	<	0.563	U	<	1.21	U	<	0.563	U	<	5.3	U	<	1.65	U	<	1.65	U	<	1.3	U		NA	
MNX	-	0 / 10		NA			NA			NA			NA			NA			NA			NA			NA	
Nitrobenzene	-	0 / 23	<	0.817	U	<	0.645	U	<	0.817	U	<	0.682	U		NA			NA			NA			NA	
RDX	0.4	1 / 26	<	0.412	U	<	1.17	U	<	0.412	U		NA		<	2.11	U	<	2.11	U	<	0.63	U	0.4	NRL	
Tetryl	-	0 / 22	<	1.18	U		NA		<	1.18	U	<	0.631	U		NA			NA			NA			NA	

Notes:
*NW131 was abandoned and replaced by NW131R in 2004.

< = less than reporting limit
µg/L = micrograms per liter
HMX = octahydro-1,3,5,7-tetranitro-1,3,5,7-tetrazocine
ID = identification number
J = estimated
LOQ = limit of quantification
MNX = mono-nitroso-RDX
NA = not analyzed
NRL = no reporting limit
Qual = qualifier
RDX = hexahydro-1,3,5-trinitro-1,3,5-triazine
RL = reporting limit
U = nondetect

TABLE E.1.4-32
CORNHUSKER ARMY AMMUNITION PLANT
WELL NW132R-EXPLOSIVES

FIELD ID			NW132R			NW132R			NW132R			NW132R			NW132R			NW132R			NW132R			NW132R			NW132R			NW132R			NW132R		
METHOD	Maximum	Detection	SW846 M8330			SW846 M8330			SW846 M8330			SW846 M8330			SW846 M8330			SW846 M8330			SW846 M8330			SW846 M8330			SW846 M8330			SW846 M8330			SW846 M8330		
COLLECT DATE	Detection	Frequency	None			None			3/6/2013			3/1/2012			3/1/2011			3/8/2010			3/4/2009			3/4/2008			3/6/2007			3/8/2006			3/9/2005		
			Result	RL	Qual	Result	RL	Qual	Result	RL	Qual	Result	RL	Qual	Result	RL	Qual	Result	RL	Qual	Result	RL	Qual	Result	RL	Qual	Result	RL	Qual	Result	RL	Qual	Result	RL	Qual
EXPLOSIVES (µg/L)																																			
1,3,5-Trinitrobenzene	-	0 / 24							<	0.8	U	<	0.8	U	<	0.8	U	<	1	U	<	0.48	U	<	0.48	U	<	0.51	U	<	0.48	U	<	0.49	U
1,3-Dinitrobenzene	-	0 / 24							<	0.8	U	<	0.8	U	<	0.8	U	<	0.4	U	<	0.48	U	<	0.48	U	<	0.51	U	<	0.48	U	<	0.49	U
2,4,6-Trinitrotoluene	-	0 / 24							<	0.8	U	<	0.8	U	<	0.8	U	<	0.4	U	<	0.48	U	<	0.48	U	<	0.51	U	<	0.48	U	<	0.49	U
2,4-Dinitrotoluene	-	0 / 24							<	0.8	U	<	0.8	U	<	0.8	U	<	0.4	U	<	0.48	U	<	0.48	U	<	0.51	U	<	0.48	U	<	0.49	U
2,6-Dinitrotoluene	-	0 / 24	**Abandoned**			**Not Sampled**			<	0.8	U	<	0.8	U	<	0.8	U	<	0.2	U	<	0.48	U	<	0.48	U	<	0.51	U	<	0.48	U	<	0.49	U
2-Amino-4,6-dinitrotoluene	-	0 / 22	**2020**			**in 2014 through 2019**			<	0.8	U	<	0.8	U	<	0.8	U	<	0.2	U	<	0.48	U	<	0.48	U	<	0.51	U	<	0.48	U	<	0.49	U
2-Nitrotoluene	-	0 / 18							<	0.8	U	<	0.8	U	<	0.8	U	<	0.4	U	<	0.48	U	<	0.48	U	<	0.51	U	<	0.48	U	<	0.49	U
3-Nitrotoluene	-	0 / 18							<	0.8	U	<	0.8	U	<	0.8	U	<	0.4	U	<	0.48	U	<	0.48	U	<	0.51	U	<	0.48	U	<	0.49	U
4-Amino-2,6-dinitrotoluene	-	0 / 18							<	1.4	U	<	1.4	U	<	0.8	U	<	0.2	U	<	0.48	U	<	0.48	U	<	0.51	U	<	0.48	U	<	0.49	U
4-Nitrotoluene	-	0 / 18							<	0.8	U	<	0.8	U	<	0.8	U	<	1	U	<	0.48	U	<	0.48	U	<	0.51	U	<	0.48	U	<	0.49	U
HMX	-	0 / 25							<	0.8	U	<	0.8	U	<	0.8	U	<	0.4	U	<	0.48	U	<	0.48	U	<	0.51	U	<	0.48	U	<	0.49	U
MNX	-	0 / 10							<	0.8	U	<	0.8	U	<	0.8	U	<	2	U	<	0.48	U	<	0.48	U	<	0.51	U	<	0.48	U	<	0.49	U
Nitrobenzene	-	0 / 22							<	0.8	U	<	0.8	U	<	0.8	U	<	0.4	U	<	0.48	U	<	0.48	U	<	0.51	U	<	0.48	U	<	0.49	U
RDX	2.4	2 / 27							<	0.8	U	<	0.8	U	<	0.8	U	<	0.2	U	<	0.48	U	<	0.48	U	<	0.51	U	<	0.48	U	<	0.49	U
Tetryl	-	0 / 21							<	1.6	U	<	0.8	U	<	0.8	U	<	0.24	U	<	0.48	U	<	0.48	U	<	0.51	U	<	0.48	U	<	0.49	U

Notes:
*NW132 was abandoned and replaced by NW132R in 2004.

< = less than reporting limit
µg/L = micrograms per liter
HMX = octahydro-1,3,5,7-tetranitro-1,3,5,7-tetrazocine
ID = identification number
J = estimated
LOQ = limit of quantification
MNX = mono-nitroso-RDX
NA = not analyzed
NRL = no reporting limit
Qual = qualifier
RDX = hexahydro-1,3,5-trinitro-1,3,5-triazine
RL = reporting limit
U = nondetect

TABLE E.1.4-32
CORNHUSKER ARMY AMMUNITION PLANT
WELL NW132R-EXPLOSIVES

FIELD ID			NW132R			NW132			NW132			NW132			NW132			NW132			NW132			NW132			NW132			NW132		
METHOD	Maximum	Detection	SW846 M8330			SW846 M8330			SW846 M8330			SW846 M8330			SW846 M8330			SW846 M8330			UW51			UW51			UW51			UW33		
COLLECT DATE	Detection	Frequency	3/9/2004			3/11/2003			3/12/2002			3/14/2001			3/13/2000			3/18/1999			6/25/1998			10/1/1997			2/19/1997			7/16/1994		
			Result	RL	Qual	Result	RL	Qual	Result	RL	Qual	Result	RL	Qual	Result	RL	Qual	Result	RL	Qual	Result	RL	Qual	Result	RL	Qual	Result	RL	Qual	Result	RL	Qual
EXPLOSIVES (µg/L)																																
1,3,5-Trinitrobenzene	-	0 / 24	<	0.18	U	<	0.18	U	<	0.30	U	<	0.8	U	<	0.8	U	<	0.8	U	<	1.00	U	<	0.125	U	<	0.125	U	<	0.425	U
1,3-Dinitrobenzene	-	0 / 24	<	0.18	U	<	0.18	U	<	0.20	U	<	0.8	U	<	0.8	U	<	0.8	U	<	0.500	U	<	0.989	U	<	0.989	U	<	0.549	U
2,4,6-Trinitrotoluene	-	0 / 24	<	0.18	U	<	0.18	U	<	0.25	U	<	0.8	U	<	1.5	U	<	0.8	U	<	1.00	U	<	0.29	U	<	0.29	U	<	0.451	U
2,4-Dinitrotoluene	-	0 / 24	<	0.34	U	<	0.34	U	<	0.20	U	<	0.8	U	<	1.1	U	<	0.8	U	<	0.500	U	<	0.233	U	<	0.233	U	<	0.26	U
2,6-Dinitrotoluene	-	0 / 24	<	0.34	U	<	0.34	U	<	0.78	U	<	0.8	U	<	1.1	U	<	0.8	U	<	0.500	U	<	0.2	U	<	0.2	U	<	0.26	U
2-Amino-4,6-dinitrotoluene	-	0 / 22	<	0.34	U	<	0.34	U	<	0.31	U	<	0.8	U	<	1	U	<	0.8	U	<	0.500	U	<	0.173	U	<	0.173	U	<	0.244	U
2-Nitrotoluene	-	0 / 18	<	0.34	U	<	0.34	U	<	0.61	U	<	0.8	U	<	1.1	U	<	0.8	U	<	1.00	U	<	0.319	U	<	0.319	U		NA	
3-Nitrotoluene	-	0 / 18	<	0.34	U	<	0.34	U	<	0.39	U	<	0.8	U	<	1.1	U	<	0.8	U	<	1.00	U	<	0.514	U	<	0.514	U		NA	
4-Amino-2,6-dinitrotoluene	-	0 / 18	<	0.34	U	<	0.34	U	<	0.52	U	<	0.8	U	<	1	U	<	0.8	U	<	1.00	U	<	0.309	U	<	0.309	U		NA	
4-Nitrotoluene	-	0 / 18	<	0.55	U	<	0.55	U	<	1.2	U	<	0.8	U	<	1.1	U	<	0.8	U	<	1.00	U	<	0.368	U	<	0.368	U		NA	
HMX	-	0 / 25	<	0.43	U	<	0.43	U	<	0.85	U	<	1	U	<	0.8	U	<	0.8	U	<	0.500	U	<	0.16	U	<	0.16	U	<	0.563	U
MNX	-	0 / 10	<	0.18	U		NA			NA			NA			NA			NA			NA			NA			NA			NA	
Nitrobenzene	-	0 / 22	<	0.18	U	<	0.18	U	<	0.35	U	<	0.8	U	<	0.8	U	<	0.8	U	<	0.500	U	<	0.231	U	<	0.231	U	<	0.817	U
RDX	2.4	2 / 27	<	0.18	U	<	0.18	U	<	0.50	U	<	0.8	U	<	0.8	U	<	0.8	U	<	1.00	U	<	0.558	U	<	0.558	U	<	0.412	U
Tetryl	-	0 / 21	<	0.34	U	<	0.34	U	<	0.82	U	<	0.8	U	<	1.3	U	<	0.8	U	<	0.500	U	<	0.253	U	<	0.253	U	<	1.18	U

Notes:
*NW132 was abandoned and replaced by NW132R in 2004.

< = less than reporting limit
µg/L = micrograms per liter
HMX = octahydro-1,3,5,7-tetranitro-1,3,5,7-tetrazocine
ID = identification number
J = estimated
LOQ = limit of quantification
MNX = mono-nitroso-RDX
NA = not analyzed
NRL = no reporting limit
Qual = qualifier
RDX = hexahydro-1,3,5-trinitro-1,3,5-triazine
RL = reporting limit
U = nondetect

TABLE E.1.4-32
CORNHUSKER ARMY AMMUNITION PLANT
WELL NW132R-EXPLOSIVES

FIELD ID			NW132			NW132			NW132			NW132			NW132			NW132			NW132			NW132		
METHOD	Maximum	Detection	UW33			UW32			UW25			UW14			UW14			UW01			99			99		
COLLECT DATE	Detection	Frequency	6/9/1994			9/3/1992			6/3/1991			10/17/1990			4/30/1990			5/24/1989			3/15/1985			11/29/1984		
			Result	RL	Qual	Result	RL	Qual	Result	RL	Qual	Result	RL	Qual	Result	RL	Qual	Result	RL	Qual	Result	RL	Qual	Result	RL	Qual
EXPLOSIVES (µg/L)																										
1,3,5-Trinitrobenzene	-	0 / 24	<	0.425	U	<	0.449	U	<	0.21	U		NA			NA			NA		<	0.1	U	<	0.1	U
1,3-Dinitrobenzene	-	0 / 24	<	0.549	U	<	0.611	U	<	0.458	U		NA			NA			NA		<	0.1	U	<	0.1	U
2,4,6-Trinitrotoluene	-	0 / 24	<	0.451	U	<	0.635	U	<	0.426	U		NA			NA			NA		<	0.1	U	<	0.1	U
2,4-Dinitrotoluene	-	0 / 24	<	0.26	U	<	0.064	U	<	0.397	U		NA			NA			NA		<	0.1	U	<	0.1	U
2,6-Dinitrotoluene	-	0 / 24	<	0.26	U	<	0.074	U	<	0.6	U		NA			NA			NA		<	0.1	U	<	0.1	U
2-Amino-4,6-dinitrotoluene	-	0 / 22	<	0.244	U	<	0.158	U	<	0.8	U		NA			NA			NA			NA			NA	
2-Nitrotoluene	-	0 / 18		NA			NA			NA			NA			NA			NA			NA			NA	
3-Nitrotoluene	-	0 / 18		NA			NA			NA			NA			NA			NA			NA			NA	
4-Amino-2,6-dinitrotoluene	-	0 / 18		NA			NA			NA			NA			NA			NA			NA			NA	
4-Nitrotoluene	-	0 / 18		NA			NA			NA			NA			NA			NA			NA			NA	
HMX	-	0 / 25	<	0.563	U	<	1.21	U	<	5.3	U	<	1.65	U	<	1.65	U	<	1.3	U		NA			NA	
MNX	-	0 / 10		NA			NA			NA			NA			NA			NA			NA			NA	
Nitrobenzene	-	0 / 22	<	0.817	U	<	0.645	U	<	0.682	U		NA			NA			NA			NA			NA	
RDX	2.4	2 / 27	<	0.412	U	<	1.17	U	<	0.416	U	<	2.11	U	<	2.11	U	<	0.63	U	1.4	NRL		2.4	NRL	
Tetryl	-	0 / 21	<	1.18	U		NA		<	0.874	U		NA			NA			NA			NA			NA	

Notes:
*NW132 was abandoned and replaced by NW132R in 2004.

< = less than reporting limit
µg/L = micrograms per liter
HMX = octahydro-1,3,5,7-tetranitro-1,3,5,7-tetrazocine
ID = identification number
J = estimated
LOQ = limit of quantification
MNX = mono-nitroso-RDX
NA = not analyzed
NRL = no reporting limit
Qual = qualifier
RDX = hexahydro-1,3,5-trinitro-1,3,5-triazine
RL = reporting limit
U = nondetect

E.1 Explosives

E.1.5 OU1 OFF-POST FEEDLOT WELLS

WELL	TABLE
CA350	E.1.5-1
CA351	E.1.5-2
CA352	E.1.5-3
CA360	E.1.5-4
CA361	E.1.5-5
CA362	E.1.5-6
CA370	E.1.5-7
CA380	E.1.5-8
CA381	E.1.5-9
CA382	E.1.5-10
CA390	E.1.5-11

FEEDLOT LAGOON (SURFACE WATER SAMPLING)

SURFACE WATER SAMPLES	TABLE
Lagoon SW001-SW005	E.1.5-12

TABLE E.1.5-1
CORNHUSKER ARMY AMMUNITION PLANT
FEEDLOT WELL CA350-EXPLOSIVES

FIELD ID			CA350			CA350			CA350			CA350			CA350			CA350			CA350			CA350			CA350			CA350		
METHOD	Maximum	Detection	SW846 M8330			SW846 M8330			SW846 M8330			SW846 M8330			SW846 M8330			SW846 M8330			SW846 M8330			SW846 M8330			SW846 M8330			SW846 M8330		
COLLECT DATE	Detection	Frequency	None			3/20/2013			3/7/2012			3/9/2011			3/11/2010			3/11/2009			3/10/2008			None			None			None			None		
			Result	RL	Qual	Result	RL	Qual	Result	RL	Qual	Result	RL	Qual	Result	RL	Qual	Result	RL	Qual	Result	RL	Qual	Result	RL	Qual	Result	RL	Qual	Result	RL	Qual	Result	RL	Qual
EXPLOSIVES (µg/L)																																	
1,3,5-Trinitrobenzene	-	0 / 12				<	0.8	U	<	0.8	U	<	0.8	U	<	1	U	<	0.48	U	<	0.48	U											
1,3-Dinitrobenzene	-	0 / 12				<	0.8	U	<	0.8	U	<	0.8	U	<	0.4	U	<	0.48	U	<	0.48	U											
2,4,6-Trinitrotoluene	-	0 / 12				<	0.8	U	<	0.8	U	<	0.8	U	<	0.4	U	<	0.48	U	<	0.48	U											
2,4-Dinitrotoluene	-	0 / 12				<	0.8	U	<	0.8	U	<	0.8	U	<	0.4	U	<	0.48	U	<	0.48	U											
2,6-Dinitrotoluene	-	0 / 12	**Abandoned**			<	0.8	U	<	0.8	U	<	0.8	U	<	0.2	U	<	0.48	U	<	0.48	U	**No 2007 Sample**			**No 2006 Sample**			**No 2005 Sample**			**No 2004 Sample**		
2-Amino-4,6-dinitrotoluene	-	0 / 12	**2013**			<	0.8	U	<	0.8	U	<	0.8	U	<	0.2	U	<	0.48	U	<	0.48	U	**Well Dry**			**Well Dry**			**Well Dry**			**Well Dry**		
2-Nitrotoluene	-	0 / 12				<	0.8	U	<	0.8	U	<	0.8	U	<	0.4	U	<	0.48	U	<	0.48	U											
3-Nitrotoluene	-	0 / 12				<	0.8	U	<	0.8	U	<	0.8	U	<	0.4	U	<	0.48	U	<	0.48	U											
4-Amino-2,6-dinitrotoluene	-	0 / 12				<	1.4	U	<	1.4	U	<	0.8	U	<	0.2	U	<	0.48	U	<	0.48	U											
4-Nitrotoluene	-	0 / 12				<	0.8	U	<	0.8	U	<	0.8	U	<	1	U	<	0.48	U	<	0.48	U											
HMX	2.2	7 / 12				<	0.8	U	0.52	0.8	J	<	0.8	J	1.1	0.4		1.7	0.48		2.2	0.48											
MNX		0 / 6				<	0.8	U	<	0.8	U	<	0.8	U	<	2	U	<	0.48	U	<	0.48	U											
Nitrobenzene	-	0 / 12				<	0.8	U	<	0.8	U	<	0.8	U	<	0.4	U	<	0.48	U	<	0.48	U											
RDX	0.21 J	1 / 12				<	0.8	U	<	0.8	UJ	<	0.8	U	<	0.2	U	<	0.48	U	<	0.48	U											
Tetryl	-	0 / 12				<	1.6	U	<	0.8	U	<	0.8	U	<	0.24	U	<	0.48	U	<	0.48	U											

Notes:
< = less than reporting limit
µg/L = micrograms per liter
HMX = octahydro-1,3,5,7-tetranitro-1,3,5,7-tetrazocine
ID = identification number
J = estimated
MNX = mono-nitroso-RDX
NA = not analyzed
NRL = no reporting limit
Qual = qualifier
RDX = hexahydro-1,3,5-trinitro-1,3,5-triazine
RL = reporting limit
U = nondetect

TABLE E.1.5-1
CORNHUSKER ARMY AMMUNITION PLANT
FEEDLOT WELL CA350-EXPLOSIVES

FIELD ID			CA350			CA350			CA350			CA350			CA350			CA350		
METHOD	Maximum	Detection	SW846 M8330			SW846 M8330			SW846 M8330			SW846 M8330			SW846 M8330			UW51		
COLLECT DATE	Detection	Frequency	3/24/2003			3/26/2002			4/2/2001			3/22/2000			4/1/1999			6/17/1998		
			Result	RL	Qual	Result	RL	Qual	Result	RL	Qual	Result	RL	Qual	Result	RL	Qual	Result	RL	Qual
EXPLOSIVES (µg/L)																				
1,3,5-Trinitrobenzene	-	0 / 12	<	0.24	U	<	0.28	U	<	0.8	U	<	0.8	U	<	0.8	U	<	1.00	U
1,3-Dinitrobenzene	-	0 / 12	<	0.24	U	<	0.18	U	<	0.8	U	<	0.8	U	<	0.8	U	<	0.500	U
2,4,6-Trinitrotoluene	-	0 / 12	<	0.24	U	<	0.23	U	<	0.8	U	<	1.5	U	<	0.8	U	<	1.00	U
2,4-Dinitrotoluene	-	0 / 12	<	0.46	U	<	0.18	U	<	0.8	U	<	1.1	U	<	0.8	U	<	0.500	U
2,6-Dinitrotoluene	-	0 / 12	<	0.46	U	<	0.71	U	<	0.8	U	<	1.1	U	<	0.8	U	<	0.500	U
2-Amino-4,6-dinitrotoluene	-	0 / 12	<	0.46	U	<	0.29	U	<	0.8	U	<	1	U	<	0.8	U	<	0.500	U
2-Nitrotoluene	-	0 / 12	<	0.46	U	<	0.56	U	<	0.8	U	<	1.1	U	<	0.8	U	<	1.00	U
3-Nitrotoluene	-	0 / 12	<	0.46	U	<	0.36	U	<	0.8	U	<	1.1	U	<	0.8	U	<	1.00	U
4-Amino-2,6-dinitrotoluene	-	0 / 12	<	0.46	U	<	0.48	U	<	0.8	U	<	1	U	<	0.8	U	<	1.00	U
4-Nitrotoluene	-	0 / 12	<	0.74	U	<	1.2	U	<	0.8	U	<	1.1	U	<	0.8	U	<	1.00	U
HMX	2.2	7 / 12	1.7	0.58		0.82	0.78		<	1	U	<	0.8	U	0.71	0.8	J	<	0.500	U
MNX		0 / 6		NA			NA			NA			NA			NA			NA	
Nitrobenzene	-	0 / 12	<	0.24	U	<	0.32	U	<	0.8	U	<	0.8	U	<	0.8	U	<	0.500	U
RDX	0.21 J	1 / 12	0.21	0.24	J	<	0.46	U	<	0.8	U	<	0.8	U	<	0.8	U	<	1.00	U
Tetryl	-	0 / 12	<	0.46	U	<	0.76	U	<	0.8	U	<	1.3	U	<	0.8	U	<	0.500	U

Notes:
< = less than reporting limit
µg/L = micrograms per liter
HMX = octahydro-1,3,5,7-tetranitro-1,3,5,7-tetrazocine
ID = identification number
J = estimated
MNX = mono-nitroso-RDX
NA = not analyzed
NRL = no reporting limit
Qual = qualifier
RDX = hexahydro-1,3,5-trinitro-1,3,5-triazine
RL = reporting limit
U = nondetect

TABLE E.1.5-2
CORNHUSKER ARMY AMMUNITION PLANT
FEEDLOT WELL CA351-EXPLOSIVES

FIELD ID			CA351			CA351			CA351			CA351			CA351			CA351			CA351			CA351			CA351			CA351			CA351		
METHOD	Maximum	Detection	SW846 M8330			SW846 M8330			SW846 M8330			SW846 M8330			SW846 M8330			SW846 M8330			SW846 M8330			SW846 M8330			SW846 M8330			SW846 M8330			SW846 M8330		
COLLECT DATE	Detection	Frequency	None			3/20/2013			3/7/2012			3/9/2011			3/11/2010			3/11/2009			3/10/2008			3/19/2007			3/20/2006			3/23/2005			3/24/2004		
			Result	RL	Qual	Result	RL	Qual	Result	RL	Qual	Result	RL	Qual	Result	RL	Qual	Result	RL	Qual	Result	RL	Qual	Result	RL	Qual	Result	RL	Qual	Result	RL	Qual	Result	RL	Qual
EXPLOSIVES (µg/L)																																			
1,3,5-Trinitrobenzene	-	0 / 16				<	0.8	U	<	0.8	U	<	0.8	U	<	0.98	U	<	0.48	U	<	0.48	U	<	0.49	U	<	0.48	U	<	0.48	U	<	0.25	U
1,3-Dinitrobenzene	-	0 / 16				<	0.8	U	<	0.8	U	<	0.8	U	<	0.39	U	<	0.48	U	<	0.48	U	<	0.49	U	<	0.48	U	<	0.48	U	<	0.25	U
2,4,6-Trinitrotoluene	24 J	9 / 16				<	0.8	U	<	0.8	U	<	0.8	U	<	0.39	U	<	0.48	U	<	0.48	U	<	0.49	U	0.71	0.48		1	0.48		2.4	0.25	
2,4-Dinitrotoluene	3.78 J	10 / 16				<	0.8	U	<	0.8	U	<	0.8	U	0.19	0.39	J	<	0.48	U	<	0.48	U	<	0.49	U	0.67	0.48		0.85	0.48		1.4	0.49	
2,6-Dinitrotoluene	-	0 / 16	**Abandoned**			<	0.8	U	<	0.8	U	<	0.8	U	<	0.2	U	<	0.48	U	<	0.48	U	<	0.49	U	<	0.48	U	<	0.48	U	<	0.49	U
2-Amino-4,6-dinitrotoluene	65 J	16 / 16	**2013**			1.2	0.8	J	1.7	0.8		4.2	0.8		5.8	0.2		6.6	0.48		5.1	0.48		12	0.49		14	0.48		18	0.48	P	28	2.5	
2-Nitrotoluene	-	0 / 16				<	0.8	U	<	0.8	U	<	0.8	U	<	0.39	U	<	0.48	U	<	0.48	U	<	0.49	U	<	0.48	U	<	0.48	U	<	0.49	U
3-Nitrotoluene	-	0 / 16				<	0.8	U	<	0.8	U	<	0.8	U	<	0.39	U	<	0.48	U	<	0.48	U	<	0.49	U	<	0.48	U	<	0.48	U	<	0.49	U
4-Amino-2,6-dinitrotoluene	49.4 J	16 / 16				1.1	1.4	J	2.4	1.4		5.9	0.8		4.9	0.2		7.5	0.48		3.9	0.48		6.6	0.49		8.8	0.48		11	0.48		15	0.49	
4-Nitrotoluene	-	0 / 16				<	0.8	U	<	0.8	U	<	0.8	U	<	0.98	U	<	0.48	U	<	0.48	U	<	0.49	U	<	0.48	U	<	0.48	U	<	0.79	U
HMX	14.8 J	16 / 16				1	0.8	J	1.9	0.8		2.9	0.8		1.2	0.39	J	4.7	0.48		1.2	0.48		1.7	0.49		1.8	0.48	J	2	0.48		2.7	0.62	
MNX	0.11 J	1 / 10				<	0.8	U	<	0.8	U	<	0.8	U	<	2	U	<	0.48	U	<	0.48	U	<	0.49	U	<	0.48	U	<	0.48	U	0.11	0.25	J
Nitrobenzene	-	0 / 16				<	0.8	U	<	0.8	U	<	0.8	U	<	0.39	U	<	0.48	U	<	0.48	U	<	0.49	U	<	0.48	U	<	0.48	U	<	0.25	U
RDX	16	12 / 16				<	0.8	U	0.93	0.8		1.4	0.8		0.45	0.2		<	0.48	U	<	0.48	U	<	0.49	U	0.66	0.48		1.1	0.48		1.9	0.25	
Tetryl	-	0 / 16				<	1.6	U	<	0.8	U	<	0.8	U	<	0.24	U	<	0.48	U	<	0.48	U	<	0.49	U	<	0.48	U	<	0.48	U	<	0.49	U

Notes:
< = less than reporting limit
µg/L = micrograms per liter
HMX = octahydro-1,3,5,7-tetranitro-1,3,5,7-tetrazocine
ID = identification number
J = estimated
MNX = mono-nitroso-RDX
NA = not analyzed
NRL = no reporting limit
Qual = qualifier
RDX = hexahydro-1,3,5-trinitro-1,3,5-triazine
RL = reporting limit
U = nondetect

TABLE E.1.5-2
CORNHUSKER ARMY AMMUNITION PLANT
FEEDLOT WELL CA351-EXPLOSIVES

FIELD ID			CA351			CA351			CA351			CA351			CA351			CA351		
METHOD	Maximum	Detection	SW846 M8330			SW846 M8330			SW846 M8330			SW846 M8330			SW846 M8330			UW51		
COLLECT DATE	Detection	Frequency	3/24/2003			3/26/2002			4/2/2001			3/22/2000			4/1/1999			6/17/1998		
			Result	RL	Qual	Result	RL	Qual	Result	RL	Qual	Result	RL	Qual	Result	RL	Qual	Result	RL	Qual
EXPLOSIVES (µg/L)																				
1,3,5-Trinitrobenzene	-	0 / 16	<	0.17	U	<	0.34	U	<	0.8	U	<	0.8	U	<	0.8	U	<	1.00	UJ
1,3-Dinitrobenzene	-	0 / 16	<	0.17	U	<	0.23	U	<	0.8	U	<	0.8	U	<	0.8	U	<	0.500	UJ
2,4,6-Trinitrotoluene	24 J	9 / 16	6	0.17		11	2.8	J	24	8	J	17	30	J	12	0.8		18.8	1.00	J
2,4-Dinitrotoluene	3.78 J	10 / 16	1.9	0.34		2.9	0.23	J	3.6	0.8		2.9	1.1		2.4	0.8		3.78	0.500	J
2,6-Dinitrotoluene	-	0 / 16	<	0.34	U	<	0.88	U	<	0.8	U	<	1.1	U	<	0.8	U	<	0.500	UJ
2-Amino-4,6-dinitrotoluene	65 J	16 / 16	35	3.4		49	3.5	J	65	8	J	56	20		42	4		53.4	0.500	J
2-Nitrotoluene	-	0 / 16	<	0.34	U	<	0.69	U	<	0.8	U	<	1.1	U	<	0.8	U	<	1.00	UJ
3-Nitrotoluene	-	0 / 16	<	0.34	U	<	0.44	U	<	0.8	U	<	1.1	U	<	0.8	U	<	1.00	UJ
4-Amino-2,6-dinitrotoluene	49.4 J	16 / 16	21	3.4		35	6.0	J	45	8	J	42	20		33	4		49.4	1.00	J
4-Nitrotoluene	-	0 / 16	<	0.54	U	<	1.4	U	<	0.8	U	<	1.1	U	<	0.8	U	<	1.00	UJ
HMX	14.8 J	16 / 16	2.7	0.42		6.1	0.96	J	5.8	1	J	7	0.8		5.9	0.8		14.8	0.500	J
MNX	0.11 J	1 / 10		NA			NA			NA			NA			NA			NA	
Nitrobenzene	-	0 / 16	<	0.17	U	<	0.40	U	<	0.8	U	<	0.8	U	<	0.8	U	<	0.500	UJ
RDX	16	12 / 16	2.5	0.17		7.2	0.57	J	12	0.8	U	16	0.8		12	0.8	J	13.5	1.00	J
Tetryl	-	0 / 16	<	0.34	U	<	0.94	U	<	0.8	U	<	1.3	U	<	0.8	U	<	0.500	UJ

Notes:
< = less than reporting limit
µg/L = micrograms per liter
HMX = octahydro-1,3,5,7-tetranitro-1,3,5,7-tetrazocine
ID = identification number
J = estimated
MNX = mono-nitroso-RDX
NA = not analyzed
NRL = no reporting limit
Qual = qualifier
RDX = hexahydro-1,3,5-trinitro-1,3,5-triazine
RL = reporting limit
U = nondetect

TABLE E.1.5-3
CORNHUSKER ARMY AMMUNITION PLANT
FEEDLOT WELL CA352-EXPLOSIVES

FIELD ID			CA352			CA352			CA352			CA352			CA352			CA352			CA352			CA352			CA352			CA352		
METHOD	Maximum	Detection	SW846 M8330			SW846 M8330			SW846 M8330			SW846 M8330			SW846 M8330			SW846 M8330			SW846 M8330			SW846 M8330			SW846 M8330			SW846 M8330		
COLLECT DATE	Detection	Frequency	None			3/20/2013			3/7/2012			3/9/2011			3/11/2010			3/11/2009			3/10/2008			3/19/2007			3/29/2006			3/23/2005			3/24/2004		
			Result	RL	Qual	Result	RL	Qual	Result	RL	Qual	Result	RL	Qual	Result	RL	Qual	Result	RL	Qual	Result	RL	Qual	Result	RL	Qual	Result	RL	Qual	Result	RL	Qual	Result	RL	Qual
EXPLOSIVES (µg/L)																																	
1,3,5-Trinitrobenzene	-	0 / 16				<	0.8	U	<	0.8	U	<	0.8	U	<	1	U	<	0.48	U	<	0.47	U	<	0.49	U	<	0.48	U	<	0.48	U	<	0.21	U
1,3-Dinitrobenzene	-	0 / 16				<	0.8	U	<	0.8	U	<	0.8	U	<	0.4	U	<	0.48	U	<	0.47	U	<	0.49	U	<	0.48	U	<	0.48	U	<	0.21	U
2,4,6-Trinitrotoluene	-	0 / 16				<	0.8	U	<	0.8	U	<	0.8	U	<	0.4	U	<	0.48	U	<	0.47	U	<	0.49	U	<	0.48	U	<	0.48	U	<	0.21	U
2,4-Dinitrotoluene	-	0 / 16				<	0.8	U	<	0.8	U	<	0.8	U	<	0.4	U	<	0.48	U	<	0.47	U	<	0.49	U	<	0.48	U	<	0.48	U	<	0.41	U
2,6-Dinitrotoluene	-	0 / 16	**Abandoned**			<	0.8	U	<	0.8	U	<	0.8	U	<	0.2	U	<	0.48	U	<	0.47	U	<	0.49	U	<	0.48	U	<	0.48	U	<	0.41	U
2-Amino-4,6-dinitrotoluene	2.7	3 / 16	**2013**			<	0.8	U	<	0.8	U	<	0.8	U	<	0.2	U	<	0.48	U	<	0.47	U	<	0.49	U	<	0.48	U	<	0.48	U	<	0.41	U
2-Nitrotoluene	-	0 / 16				<	0.8	U	<	0.8	U	<	0.8	U	<	0.4	U	<	0.48	U	<	0.47	U	<	0.49	U	<	0.48	U	<	0.48	U	<	0.41	U
3-Nitrotoluene	-	0 / 16				<	0.8	U	<	0.8	U	<	0.8	U	<	0.4	U	<	0.48	U	<	0.47	U	<	0.49	U	<	0.48	U	<	0.48	U	<	0.41	U
4-Amino-2,6-dinitrotoluene	1.8	2 / 16				<	1.4	U	<	1.4	U	<	0.8	U	<	0.2	U	<	0.48	U	<	0.47	U	<	0.49	U	<	0.48	U	<	0.48	U	<	0.41	U
4-Nitrotoluene	-	0 / 16				<	0.8	U	<	0.8	U	<	0.8	U	<	1	U	<	0.48	U	<	0.47	U	<	0.49	U	<	0.48	U	<	0.48	U	<	0.67	U
HMX	3.1	3 / 16				<	0.8	U	<	0.8	U	<	0.8	U	<	0.4	U	<	0.48	U	<	0.47	U	0.54	0.49		<	0.48	U	<	0.48	U	<	0.52	U
MNX	-	0 / 10				<	0.8	U	<	0.8	U	<	0.8	U	<	2	U	<	0.48	U	<	0.47	U	<	0.49	U	<	0.48	U	<	0.48	U	<	0.21	U
Nitrobenzene	-	0 / 16				<	0.8	U	<	0.8	U	<	0.8	U	<	0.4	U	<	0.48	U	<	0.47	U	<	0.49	U	<	0.48	U	<	0.48	U	<	0.21	U
RDX	0.5 J	2 / 16				<	0.8	U	<	0.8	U	<	0.8	U	<	0.2	U	<	0.48	U	<	0.47	U	<	0.49	U	<	0.48	U	<	0.48	U	<	0.21	U
Tetryl	-	0 / 16				<	1.6	U	<	0.8	U	<	0.8	U	<	0.24	U	<	0.48	U	<	0.47	U	<	0.49	U	<	0.48	U	<	0.48	U	<	0.41	U

Notes:
< = less than reporting limit
µg/L = micrograms per liter
HMX = octahydro-1,3,5,7-tetranitro-1,3,5,7-tetrazocine
ID = identification number
J = estimated
MNX = mono-nitroso-RDX
NA = not analyzed
NRL = no reporting limit
Qual = qualifier
RDX = hexahydro-1,3,5-trinitro-1,3,5-triazine
RL = reporting limit
U = nondetect

TABLE E.1.5-3
CORNHUSKER ARMY AMMUNITION PLANT
FEEDLOT WELL CA352-EXPLOSIVES

FIELD ID			CA352			CA352			CA352			CA352			CA352			CA352		
METHOD	Maximum	Detection	SW846 M8330			SW846 M8330			SW846 M8330			SW846 M8330			SW846 M8330			UW51		
COLLECT DATE	Detection	Frequency	3/24/2003			3/26/2002			4/2/2001			3/22/2000			4/1/1999			6/17/1998		
			Result	RL	Qual	Result	RL	Qual	Result	RL	Qual	Result	RL	Qual	Result	RL	Qual	Result	RL	Qual
EXPLOSIVES (µg/L)																				
1,3,5-Trinitrobenzene	-	0 / 16	<	0.16	U	<	0.40	U	<	0.8	U	<	0.8	U	<	0.8	U	<	1.00	U
1,3-Dinitrobenzene	-	0 / 16	<	0.16	U	<	0.27	U	<	0.8	U	<	0.8	U	<	0.8	U	<	0.500	U
2,4,6-Trinitrotoluene	-	0 / 16	<	0.16	U	<	0.33	U	<	0.8	U	<	1.5	U	<	0.8	U	<	1.00	U
2,4-Dinitrotoluene	-	0 / 16	<	0.31	U	<	0.27	U	<	0.8	U	<	1.1	U	<	0.8	U	<	0.500	U
2,6-Dinitrotoluene	-	0 / 16	<	0.31	U	<	1.0	U	<	0.8	U	<	1.1	U	<	0.8	U	<	0.500	U
2-Amino-4,6-dinitrotoluene	2.7	3 / 16	<	0.31	U	<	0.42	U	0.24	0.8	J	2.7	1		0.68	0.8	J	<	0.500	U
2-Nitrotoluene	-	0 / 16	<	0.31	U	<	0.82	U	<	0.8	U	<	1.1	U	<	0.8	U	<	1.00	U
3-Nitrotoluene	-	0 / 16	<	0.31	U	<	0.52	U	<	0.8	U	<	1.1	U	<	0.8	U	<	1.00	U
4-Amino-2,6-dinitrotoluene	1.8	2 / 16	<	0.31	U	<	0.70	U	<	0.8	U	1.8	1		0.94	0.8		<	1.00	U
4-Nitrotoluene	-	0 / 16	<	0.5	U	<	1.7	U	<	0.8	U	<	1.1	U	<	0.8	U	<	1.00	U
HMX	3.1	3 / 16	<	0.39	U	<	1.1	U	<	1	U	3.1	0.8		0.95	0.8		<	0.500	U
MNX	-	0 / 10		NA			NA			NA			NA			NA			NA	
Nitrobenzene	-	0 / 16	<	0.16	U	<	0.47	U	<	0.8	U	<	0.8	U	<	0.8	U	<	0.500	U
RDX	0.5 J	2 / 16	<	0.16	U	<	0.67	U	<	0.8	U	0.5	0.8	J	0.37	0.8	J	<	1.00	U
Tetryl	-	0 / 16	<	0.31	U	<	1.1	U	<	0.8	U	<	1.3	U	<	0.8	U	<	0.500	U

Notes:
< = less than reporting limit
µg/L = micrograms per liter
HMX = octahydro-1,3,5,7-tetranitro-1,3,5,7-tetrazocine
ID = identification number
J = estimated
MNX = mono-nitroso-RDX
NA = not analyzed
NRL = no reporting limit
Qual = qualifier
RDX = hexahydro-1,3,5-trinitro-1,3,5-triazine
RL = reporting limit
U = nondetect

TABLE E.1.5-4
CORNHUSKER ARMY AMMUNITION PLANT
FEEDLOT WELL CA360-EXPLOSIVES

FIELD ID			CA360			CA360			CA360			CA360			CA360			CA360			CA360			CA360			CA360			CA360			CA360		
METHOD	Maximum	Detection	SW846 M8330			SW846 M8330			SW846 M8330			SW846 M8330			SW846 M8330			SW846 M8330			SW846 M8330			SW846 M8330			SW846 M8330			SW846 M8330			SW846 M8330		
COLLECT DATE	Detection	Frequency	None			3/21/2013			3/6/2012			3/8/2011			3/9/2010			3/10/2009			3/10/2008			3/19/2007			3/20/2006			None			3/24/2004		
			Result	RL	Qual	Result	RL	Qual	Result	RL	Qual	Result	RL	Qual	Result	RL	Qual	Result	RL	Qual	Result	RL	Qual	Result	RL	Qual	Result	RL	Qual	Result	RL	Qual	Result	RL	Qual
EXPLOSIVES (µg/L)																																			
1,3,5-Trinitrobenzene	0.25 J	1 / 15				<	0.8	U	<	0.8	U	<	0.8	U	<	1.1	U	<	0.49	U	<	0.49	U	<	0.5	U	<	0.48	U				<	0.18	U
1,3-Dinitrobenzene	-	0 / 15				<	0.8	U	<	0.8	U	<	0.8	U	<	0.43	U	<	0.49	U	<	0.49	U	<	0.5	U	<	0.48	U				<	0.18	U
2,4,6-Trinitrotoluene	0.12 J	1 / 15				<	0.8	U	<	0.8	U	<	0.8	U	<	0.43	U	<	0.49	U	<	0.49	U	<	0.5	U	<	0.48	U				0.12	0.18	J
2,4-Dinitrotoluene	-	0 / 15				<	0.8	U	<	0.8	U	<	0.8	U	<	0.43	U	<	0.49	U	<	0.49	U	<	0.5	U	<	0.48	U				<	0.34	U
2,6-Dinitrotoluene	-	0 / 15	**Abandoned**			<	0.8	U	<	0.8	U	<	0.8	U	<	0.22	U	<	0.49	U	<	0.49	U	<	0.5	U	<	0.48	U	**No 2005 Sample**			<	0.34	U
2-Amino-4,6-dinitrotoluene	-	0 / 15	**2013**			<	0.8	U	<	0.8	U	<	0.8	U	<	0.22	U	<	0.49	U	<	0.49	U	<	0.5	U	<	0.48	U	**Well Dry**			<	0.34	U
2-Nitrotoluene	1.4	1 / 15				<	0.8	U	<	0.8	U	<	0.8	U	<	0.43	U	<	0.49	U	<	0.49	U	<	0.5	U	1.4	0.48					<	0.34	U
3-Nitrotoluene	-	0 / 15				<	0.8	U	<	0.8	U	<	0.8	U	<	0.43	U	<	0.49	U	<	0.49	U	<	0.5	U	<	0.48	U				<	0.34	U
4-Amino-2,6-dinitrotoluene	-	0 / 15				<	1.4	U	<	1.4	U	<	0.8	U	<	0.22	U	<	0.49	U	<	0.49	U	<	0.5	U	<	0.48	U				<	0.34	U
4-Nitrotoluene	0.89	1 / 15				<	0.8	U	<	0.8	U	<	0.8	U	<	1.1	U	<	0.49	U	<	0.49	U	<	0.5	U	<	0.48	U				<	0.55	U
HMX	-	0 / 15				<	0.8	U	<	0.8	U	<	0.8	U	<	0.43	U	<	0.49	U	<	0.49	U	<	0.5	U	<	0.48	U				<	0.43	U
MNX	0.17 J	1 / 9				<	0.8	U	<	0.8	U	<	0.8	U	<	2.2	U	<	0.49	U	<	0.49	U	<	0.5	U	<	0.48	U				0.17	0.18	J
Nitrobenzene	-	0 / 15				<	0.8	U	<	0.8	U	<	0.8	U	<	0.43	U	<	0.49	U	<	0.49	U	<	0.5	U	<	0.48	U				<	0.18	U
RDX	-	0 / 15				<	0.8	U	<	0.8	U	<	0.8	U	<	0.22	U	<	0.49	U	<	0.49	U	<	0.5	U	<	0.48	U				<	0.18	U
Tetryl	-	0 / 15				<	1.6	U	<	0.8	U	<	0.8	U	<	0.26	U	<	0.49	U	<	0.49	U	<	0.5	U	<	0.48	U				<	0.34	U

Notes:
< = less than reporting limit
µg/L = micrograms per liter
HMX = octahydro-1,3,5,7-tetranitro-1,3,5,7-tetrazocine
ID = identification number
J = estimated
MNX = mono-nitroso-RDX
NA = not analyzed
NRL = no reporting limit
Qual = qualifier
RDX = hexahydro-1,3,5-trinitro-1,3,5-triazine
RL = reporting limit
U = nondetect

TABLE E.1.5-4
CORNHUSKER ARMY AMMUNITION PLANT
FEEDLOT WELL CA360-EXPLOSIVES

FIELD ID			CA360			CA360			CA360			CA360			CA360			CA360		
METHOD	Maximum	Detection	SW846 M8330			SW846 M8330			SW846 M8330			SW846 M8330			SW846 M8330			UW51		
COLLECT DATE	Detection	Frequency	3/24/2003			3/26/2002			3/29/2001			3/22/2000			4/2/1999			6/17/1998		
			Result	RL	Qual	Result	RL	Qual	Result	RL	Qual	Result	RL	Qual	Result	RL	Qual	Result	RL	Qual
EXPLOSIVES (µg/L)																				
1,3,5-Trinitrobenzene	0.25 J	1 / 15	<	0.23	U	<	0.52	U	<	0.8	U	<	0.8	U	0.25	0.8	J	<	1.00	U
1,3-Dinitrobenzene	-	0 / 15	<	0.23	U	<	0.35	U	<	0.8	U	<	0.8	U	<	0.8	U	<	0.500	U
2,4,6-Trinitrotoluene	0.12 J	1 / 15	<	0.23	U	<	0.43	U	<	0.8	U	<	1.5	U	<	0.8	U	<	1.00	U
2,4-Dinitrotoluene	-	0 / 15	<	0.45	U	<	0.35	U	<	0.8	U	<	1.1	U	<	0.8	U	<	0.500	U
2,6-Dinitrotoluene	-	0 / 15	<	0.45	U	<	1.3	U	<	0.8	U	<	1.1	U	<	0.8	U	<	0.500	U
2-Amino-4,6-dinitrotoluene	-	0 / 15	<	0.45	U	<	0.54	U	<	0.8	U	<	1	U	<	0.8	U	<	0.500	U
2-Nitrotoluene	1.4	1 / 15	<	0.45	U	<	1.1	U	<	0.8	U	<	1.1	U	<	0.8	U	<	1.00	U
3-Nitrotoluene	-	0 / 15	<	0.45	U	<	0.67	U	<	0.8	U	<	1.1	U	<	0.8	U	<	1.00	U
4-Amino-2,6-dinitrotoluene	-	0 / 15	<	0.45	U	<	0.91	U	<	0.8	U	<	1	U	<	0.8	U	<	1.00	U
4-Nitrotoluene	0.89	1 / 15	0.89	0.73		<	2.2	U	<	0.8	U	<	1.1	U	<	0.8	U	<	1.00	U
HMX	-	0 / 15	<	0.57	U	<	1.5	U	<	1	U	<	0.8	U	<	0.8	U	<	0.500	U
MNX	0.17 J	1 / 9		NA			NA			NA			NA			NA			NA	
Nitrobenzene	-	0 / 15	<	0.23	U	<	0.61	U	<	0.8	U	<	0.8	U	<	0.8	U	<	0.500	U
RDX	-	0 / 15	<	0.23	U	<	0.87	U	<	0.8	U	<	0.8	U	<	0.8	U	<	1.00	U
Tetryl	-	0 / 15	<	0.45	U	<	1.4	U	<	0.8	U	<	1.3	U	<	0.8	U	<	0.500	U

Notes:
< = less than reporting limit
µg/L = micrograms per liter
HMX = octahydro-1,3,5,7-tetranitro-1,3,5,7-tetrazocine
ID = identification number
J = estimated
MNX = mono-nitroso-RDX
NA = not analyzed
NRL = no reporting limit
Qual = qualifier
RDX = hexahydro-1,3,5-trinitro-1,3,5-triazine
RL = reporting limit
U = nondetect

TABLE E.1.5-5
CORNHUSKER ARMY AMMUNITION PLANT
FEEDLOT WELL CA361-EXPLOSIVES

FIELD ID			CA361			CA361			CA361			CA361			CA361			CA361			CA361			CA361			CA361			CA361			CA361		
METHOD	Maximum	Detection	SW846 M8330			SW846 M8330			SW846 M8330			SW846 M8330			SW846 M8330			SW846 M8330			SW846 M8330			SW846 M8330			SW846 M8330			SW846 M8330			SW846 M8330		
COLLECT DATE	Detection	Frequency	None			2/21/2013			3/6/2012			3/8/2011			3/9/2010			3/10/2009			3/10/2008			3/19/2007			3/20/2006			3/23/2005			3/24/2004		
			Result	RL	Qual	Result	RL	Qual	Result	RL	Qual	Result	RL	Qual	Result	RL	Qual	Result	RL	Qual	Result	RL	Qual	Result	RL	Qual	Result	RL	Qual	Result	RL	Qual	Result	RL	Qual
EXPLOSIVES (µg/L)																																			
1,3,5-Trinitrobenzene	-	0 / 14				<	0.8	U	<	0.8	U	<	0.8	U	<	1	U	<	0.48	U	<	0.48	U	<	0.48	U	<	0.49	U	<	0.48	U	<	0.18	U
1,3-Dinitrobenzene	-	0 / 14				<	0.8	U	<	0.8	U	<	0.8	U	<	0.41	U	<	0.48	U	<	0.48	U	<	0.48	U	<	0.49	U	<	0.48	U	<	0.18	U
2,4,6-Trinitrotoluene	0.72 J	1 / 14				<	0.8	U	<	0.8	U	<	0.8	U	<	0.41	U	<	0.48	U	<	0.48	U	<	0.48	U	<	0.49	U	<	0.48	U	<	0.18	U
2,4-Dinitrotoluene	-	0 / 14				<	0.8	U	<	0.8	U	<	0.8	U	<	0.41	U	<	0.48	U	<	0.48	U	<	0.48	U	<	0.49	U	<	0.48	U	<	0.36	U
2,6-Dinitrotoluene	-	0 / 14	**Abandoned**			<	0.8	U	<	0.8	U	<	0.8	U	<	0.2	U	<	0.48	U	<	0.48	U	<	0.48	U	<	0.49	U	<	0.48	U	<	0.36	U
2-Amino-4,6-dinitrotoluene	0.57 J	1 / 14	**2013**			<	0.8	U	<	0.8	U	<	0.8	U	0.57	0.2	J	<	0.48	U	<	0.48	U	<	0.48	U	<	0.49	U	<	0.48	U	<	0.36	U
2-Nitrotoluene	-	0 / 14				<	0.8	U	<	0.8	U	<	0.8	U	<	0.41	U	<	0.48	U	<	0.48	U	<	0.48	U	<	0.49	U	<	0.48	U	<	0.36	U
3-Nitrotoluene	0.91 J	1 / 14				<	0.8	U	<	0.8	U	<	0.8	U	0.91	0.41	J	<	0.48	U	<	0.48	U	<	0.48	U	<	0.49	U	<	0.48	U	<	0.36	U
4-Amino-2,6-dinitrotoluene	-	0 / 14				<	1.4	U	<	1.4	U	<	0.8	U	<	0.2	U	<	0.48	U	<	0.48	U	<	0.48	U	<	0.49	U	<	0.48	U	<	0.36	U
4-Nitrotoluene	-	0 / 14				<	0.8	U	<	0.8	U	<	0.8	U	<	1	U	<	0.48	U	<	0.48	U	<	0.48	U	<	0.49	U	<	0.48	U	<	0.58	U
HMX	-	0 / 14				<	0.8	U	<	0.8	U	<	0.8	U	<	0.41	U	<	0.48	U	<	0.48	U	<	0.48	U	<	0.49	U	<	0.48	U	<	0.45	U
MNX	2.5	2 / 10				<	0.8	U	<	0.8	U	<	0.8	U	2.5	2		<	0.48	U	<	0.48	U	<	0.48	U	<	0.49	U	<	0.48	U	0.41	0.18	
Nitrobenzene	-	0 / 14				<	0.8	U	<	0.8	U	<	0.8	U	<	0.41	U	<	0.48	U	<	0.48	U	<	0.48	U	<	0.49	U	<	0.48	U	<	0.18	U
RDX	-	0 / 14				<	0.8	U	<	0.8	U	<	0.8	U	<	0.2	U	<	0.48	U	<	0.48	U	<	0.48	U	<	0.49	U	<	0.48	U	<	0.18	U
Tetryl	-	0 / 14				<	1.6	U	<	0.8	U	<	0.8	U	<	0.25	U	<	0.48	U	<	0.48	U	<	0.48	U	<	0.49	U	<	0.48	U	<	0.36	U

Notes:
< = less than reporting limit
µg/L = micrograms per liter
HMX = octahydro-1,3,5,7-tetranitro-1,3,5,7-tetrazocine
ID = identification number
J = estimated
MNX = mono-nitroso-RDX
NA = not analyzed
NRL = no reporting limit
Qual = qualifier
RDX = hexahydro-1,3,5-trinitro-1,3,5-triazine
RL = reporting limit
U = nondetect

TABLE E.1.5-5
CORNHUSKER ARMY AMMUNITION PLANT
FEEDLOT WELL CA361-EXPLOSIVES

FIELD ID			CA361			CA361			CA361			CA361		
METHOD	Maximum	Detection	SW846 M8330			SW846 M8330			SW846 M8330			SW846 M8330		
COLLECT DATE	Detection	Frequency	3/24/2003			3/26/2002			3/29/2001			3/22/2000		
			Result	RL	Qual	Result	RL	Qual	Result	RL	Qual	Result	RL	Qual
EXPLOSIVES (µg/L)														
1,3,5-Trinitrobenzene	-	0 / 14	<	0.27	U	<	0.24	U	<	0.8	U	<	0.8	U
1,3-Dinitrobenzene	-	0 / 14	<	0.27	U	<	0.16	U	<	0.8	U	<	0.8	U
2,4,6-Trinitrotoluene	0.72 J	1 / 14	<	0.27	U	0.72	0.20	J	<	0.8	U	<	1.5	U
2,4-Dinitrotoluene	-	0 / 14	<	0.52	U	<	0.16	U	<	0.8	U	<	1.1	U
2,6-Dinitrotoluene	-	0 / 14	<	0.52	U	<	0.62	U	<	0.8	U	<	1.1	U
2-Amino-4,6-dinitrotoluene	0.57 J	1 / 14	<	0.52	U	<	0.25	U	<	0.8	U	<	1	U
2-Nitrotoluene	-	0 / 14	<	0.52	U	<	0.49	U	<	0.8	U	<	1.1	U
3-Nitrotoluene	0.91 J	1 / 14	<	0.52	U	<	0.31	U	<	0.8	U	<	1.1	U
4-Amino-2,6-dinitrotoluene	-	0 / 14	<	0.52	U	<	0.42	U	<	0.8	U	<	1	U
4-Nitrotoluene	-	0 / 14	<	0.84	U	<	1.0	U	<	0.8	U	<	1.1	U
HMX	-	0 / 14	<	0.66	U	<	0.68	U	<	1	U	<	0.8	U
MNX	2.5	2 / 10		NA			NA			NA			NA	
Nitrobenzene	-	0 / 14	<	0.27	U	<	0.28	U	<	0.8	U	<	0.8	U
RDX	-	0 / 14	<	0.27	U	<	0.40	U	<	0.8	U	<	0.8	U
Tetryl	-	0 / 14	<	0.52	U	<	0.66	U	<	0.8	U	<	1.3	U

Notes:
< = less than reporting limit
µg/L = micrograms per liter
HMX = octahydro-1,3,5,7-tetranitro-1,3,5,7-tetrazocine
ID = identification number
J = estimated
MNX = mono-nitroso-RDX
NA = not analyzed
NRL = no reporting limit
Qual = qualifier
RDX = hexahydro-1,3,5-trinitro-1,3,5-triazine
RL = reporting limit
U = nondetect

TABLE E.1.5-6
CORNHUSKER ARMY AMMUNITION PLANT
FEEDLOT WELL CA362-EXPLOSIVES

FIELD ID			CA362			CA362			CA362			CA362			CA362			CA362			CA362			CA362			CA362			CA362		
METHOD	Maximum	Detection	SW846 M8330			SW846 M8330			SW846 M8330			SW846 M8330			SW846 M8330			SW846 M8330			SW846 M8330			SW846 M8330			SW846 M8330			SW846 M8330		
COLLECT DATE	Detection	Frequency	None			3/21/2013			3/6/2012			3/8/2011			3/9/2010			3/10/2009			3/10/2008			3/19/2007			3/20/2006			3/23/2005		
			Result	RL	Qual	Result	RL	Qual	Result	RL	Qual	Result	RL	Qual	Result	RL	Qual	Result	RL	Qual	Result	RL	Qual	Result	RL	Qual	Result	RL	Qual	Result	RL	Qual
EXPLOSIVES (µg/L)																																
1,3,5-Trinitrobenzene	-	0 / 14				<	0.8	U	<	0.8	U	<	0.8	U	<	1	U	<	0.48	U	<	0.48	U	<	0.49	U	<	0.48	U	<	0.48	U
1,3-Dinitrobenzene	-	0 / 14				<	0.8	U	<	0.8	U	<	0.8	U	<	0.42	U	<	0.48	U	<	0.48	U	<	0.49	U	<	0.48	U	<	0.48	U
2,4,6-Trinitrotoluene	-	0 / 14				<	0.8	U	<	0.8	U	<	0.8	U	<	0.42	U	<	0.48	U	<	0.48	U	<	0.49	U	<	0.48	U	<	0.48	U
2,4-Dinitrotoluene	-	0 / 14				<	0.8	U	<	0.8	U	<	0.8	U	<	0.42	U	<	0.48	U	<	0.48	U	<	0.49	U	<	0.48	U	<	0.48	U
2,6-Dinitrotoluene	-	0 / 14	**Abandoned**			<	0.8	U	<	0.8	U	<	0.8	U	<	0.21	U	<	0.48	U	<	0.48	U	<	0.49	U	<	0.48	U	<	0.48	U
2-Amino-4,6-dinitrotoluene	-	0 / 14	**2013**			<	0.8	U	<	0.8	U	<	0.8	U	<	0.21	U	<	0.48	U	<	0.48	U	<	0.49	U	<	0.48	U	<	0.48	U
2-Nitrotoluene	-	0 / 14				<	0.8	U	<	0.8	U	<	0.8	U	<	0.42	U	<	0.48	U	<	0.48	U	<	0.49	U	<	0.48	U	<	0.48	U
3-Nitrotoluene	0.16 J	1 / 14				<	0.8	U	<	0.8	U	<	0.8	U	<	0.42	U	<	0.48	U	<	0.48	U	<	0.49	U	<	0.48	U	<	0.48	U
4-Amino-2,6-dinitrotoluene	-	0 / 14				<	1.4	U	<	1.4	U	<	0.8	U	<	0.21	U	<	0.48	U	<	0.48	U	<	0.49	U	<	0.48	U	<	0.48	U
4-Nitrotoluene	-	0 / 14				<	0.8	U	<	0.8	U	<	0.8	U	<	1	U	<	0.48	U	<	0.48	U	<	0.49	U	<	0.48	U	<	0.48	U
HMX	-	0 / 14				<	0.8	U	<	0.8	U	<	0.8	U	<	0.42	U	<	0.48	U	<	0.48	U	<	0.49	U	<	0.48	U	<	0.48	U
MNX	0.24	1 / 10				<	0.8	U	<	0.8	U	<	0.8	U	<	2.1	U	<	0.48	U	<	0.48	U	<	0.49	U	<	0.48	U	<	0.48	U
Nitrobenzene	-	0 / 14				<	0.8	U	<	0.8	U	<	0.8	U	<	0.42	U	<	0.48	U	<	0.48	U	<	0.49	U	<	0.48	U	<	0.48	U
RDX	-	0 / 14				<	0.8	U	<	0.8	U	<	0.8	U	<	0.21	U	<	0.48	U	<	0.48	U	<	0.49	U	<	0.48	U	<	0.48	U
Tetryl	-	0 / 14				<	1.6	U	<	0.8	U	<	0.8	U	<	0.25	U	<	0.48	U	<	0.48	U	<	0.49	U	<	0.48	U	<	0.48	U

Notes:
< = less than reporting limit
µg/L = micrograms per liter
HMX = octahydro-1,3,5,7-tetranitro-1,3,5,7-tetrazocine
ID = identification number
J = estimated
MNX = mono-nitroso-RDX
NA = not analyzed
NRL = no reporting limit
Qual = qualifier
RDX = hexahydro-1,3,5-trinitro-1,3,5-triazine
RL = reporting limit
U = nondetect

TABLE E.1.5-6
CORNHUSKER ARMY AMMUNITION PLANT
FEEDLOT WELL CA362-EXPLOSIVES

FIELD ID			CA362			CA362			CA362			CA362			CA362		
METHOD	Maximum	Detection	SW846 M8330			SW846 M8330			SW846 M8330			SW846 M8330			SW846 M8330		
COLLECT DATE	Detection	Frequency	3/24/2004			3/24/2003			3/26/2002			3/29/2001			3/22/2000		
			Result	RL	Qual	Result	RL	Qual	Result	RL	Qual	Result	RL	Qual	Result	RL	Qual
EXPLOSIVES (µg/L)																	
1,3,5-Trinitrobenzene	-	0 / 14	<	0.16	U	<	0.2	U	<	0.24	U	<	0.8	U	<	0.8	U
1,3-Dinitrobenzene	-	0 / 14	<	0.16	U	<	0.2	U	<	0.16	U	<	0.8	U	<	0.8	U
2,4,6-Trinitrotoluene	-	0 / 14	<	0.16	U	<	0.2	U	<	0.26	U	<	0.8	U	<	1.5	U
2,4-Dinitrotoluene	-	0 / 14	<	0.31	U	<	0.39	U	<	0.16	U	<	0.8	U	<	1.1	U
2,6-Dinitrotoluene	-	0 / 14	<	0.31	U	<	0.39	U	<	0.62	U	<	0.8	U	<	1.1	U
2-Amino-4,6-dinitrotoluene	-	0 / 14	<	0.31	U	<	0.39	U	<	0.25	U	<	0.8	U	<	1	U
2-Nitrotoluene	-	0 / 14	<	0.31	U	<	0.39	U	<	0.49	U	<	0.8	U	<	1.1	U
3-Nitrotoluene	0.16 J	1 / 14	<	0.31	U	0.16	0.39	J	<	0.31	U	<	0.8	U	<	1.1	U
4-Amino-2,6-dinitrotoluene	-	0 / 14	<	0.31	U	<	0.39	U	<	0.42	U	<	0.8	U	<	1	U
4-Nitrotoluene	-	0 / 14	<	0.5	U	<	0.62	U	<	1.0	U	<	0.8	U	<	1.1	U
HMX	-	0 / 14	<	0.39	U	<	0.49	U	<	0.68	U	<	1	U	<	0.8	U
MNX	0.24	1 / 10	0.24	0.16			NA			NA			NA			NA	
Nitrobenzene	-	0 / 14	<	0.16	U	<	0.2	U	<	0.28	U	<	0.8	U	<	0.8	U
RDX	-	0 / 14	<	0.16	U	<	0.2	U	<	0.40	U	<	0.8	U	<	0.8	U
Tetryl	-	0 / 14	<	0.31	U	<	0.39	U	<	0.66	U	<	0.8	U	<	1.3	U

Notes:
< = less than reporting limit
µg/L = micrograms per liter
HMX = octahydro-1,3,5,7-tetranitro-1,3,5,7-tetrazocine
ID = identification number
J = estimated
MNX = mono-nitroso-RDX
NA = not analyzed
NRL = no reporting limit
Qual = qualifier
RDX = hexahydro-1,3,5-trinitro-1,3,5-triazine
RL = reporting limit
U = nondetect

TABLE E.1.5-7
CORNHUSKER ARMY AMMUNITION PLANT
FEEDLOT WELL CA370-EXPLOSIVES

FIELD ID			CA370[1]		
METHOD	Maximum	Detection	UW51		
COLLECT DATE	Detection	Frequency	6/17/1998		
			Result	RL	Qual
EXPLOSIVES (µg/L)					
1,3,5-Trinitrobenzene	-	0/1	<	1.00	U
1,3-Dinitrobenzene	-	0/1	<	0.500	U
2,4,6-Trinitrotoluene	-	0/1	<	1.00	U
2,4-Dinitrotoluene	-	0/1	<	0.500	U
2,6-Dinitrotoluene	-	0/1	<	0.500	U
2-Amino-4,6-dinitrotoluene	-	0/1	<	0.500	U
2-Nitrotoluene	-	0/1	<	1.00	U
3-Nitrotoluene	-	0/1	<	1.00	U
4-Amino-2,6-dinitrotoluene	-	0/1	<	1.00	U
4-Nitrotoluene	-	0/1	<	1.00	U
HMX	-	0/1	<	0.500	U
MNX				NA	
Nitrobenzene	-	0/1	<	0.500	U
RDX	-	0/1	<	1.00	U
Tetryl	-	0/1	<	0.500	U

Notes:
[1]Not part of LTM program.

< = less than reporting limit
µg/L = micrograms per liter
HMX = octahydro-1,3,5,7-tetranitro-1,3,5,7-tetrazocine
ID = identification number
J = estimated
LTM = long-term monitoring
MNX = mono-nitroso-RDX
NA = not analyzed
NRL = no reporting limit
Qual = qualifier
RDX = hexahydro-1,3,5-trinitro-1,3,5-triazine
RL = reporting limit
U = nondetect

TABLE E.1.5-8
CORNHUSKER ARMY AMMUNITION PLANT
FEEDLOT WELL CA380-EXPLOSIVES

FIELD ID			CA380			CA380			CA380			CA380			CA380			CA380			CA380			CA380			CA380			CA380		
METHOD	Maximum	Detection	SW846 M8330			SW846 M8330			SW846 M8330			SW846 M8330			SW846 M8330			SW846 M8330			SW846 M8330			SW846 M8330			SW846 M8330			SW846 M8330		
COLLECT DATE	Detection	Frequency	None			3/20/2013			3/6/2012			3/8/2011			3/9/2010			3/10/2009			3/11/2008			None			None			None			None		
			Result	RL	Qual	Result	RL	Qual	Result	RL	Qual	Result	RL	Qual	Result	RL	Qual	Result	RL	Qual	Result	RL	Qual	Result	RL	Qual	Result	RL	Qual	Result	RL	Qual	Result	RL	Qual
EXPLOSIVES (µg/L)																																	
1,3,5-Trinitrobenzene	-	0 / 12				<	0.8	U	<	0.8	U	<	0.8	U	<	1	U	<	0.48	U	<	0.47	U											
1,3-Dinitrobenzene	-	0 / 12				<	0.8	U	<	0.8	U	<	0.8	U	<	0.41	U	<	0.48	U	<	0.47	U											
2,4,6-Trinitrotoluene	-	0 / 12				<	0.8	U	<	0.8	U	<	0.8	U	<	0.41	U	<	0.48	U	<	0.47	U											
2,4-Dinitrotoluene	-	0 / 12				<	0.8	U	<	0.8	U	<	0.8	U	<	0.41	U	<	0.48	U	<	0.47	U											
2,6-Dinitrotoluene	-	0 / 12	**Abandoned**			<	0.8	U	<	0.8	U	<	0.8	U	<	0.2	U	<	0.48	U	<	0.47	U	**No 2007 Sample**			**No 2006 Sample**			**No 2005 Sample**			**No 2004 Sample**		
2-Amino-4,6-dinitrotoluene	-	0 / 12	**2013**			<	0.8	U	<	0.8	U	<	0.8	U	<	0.2	U	<	0.48	U	<	0.47	U	**Well Dry**			**Well Dry**			**Well Dry**			**Well Dry**		
2-Nitrotoluene	0.18 J	1 / 12				<	0.8	U	<	0.8	U	<	0.8	U	<	0.41	U	<	0.48	U	<	0.47	U											
3-Nitrotoluene	-	0 / 12				<	0.8	U	<	0.8	U	<	0.8	U	<	0.41	U	<	0.48	U	<	0.47	U											
4-Amino-2,6-dinitrotoluene	-	0 / 12				<	1.4	U	<	1.4	U	<	0.8	U	<	0.2	U	<	0.48	U	<	0.47	U											
4-Nitrotoluene	-	0 / 12				<	0.8	U	<	0.8	U	<	0.8	U	<	1	U	<	0.48	U	<	0.47	U											
HMX	-	0 / 12				<	0.8	U	<	0.8	U	<	0.8	U	<	0.41	U	<	0.48	U	<	0.47	U											
MNX		0 / 6				<	0.8	U	<	0.8	U	<	0.8	U	<	2	U	<	0.48	U	<	0.47	U											
Nitrobenzene	1.4	1 / 12				<	0.8	U	<	0.8	U	<	0.8	U	1.4	0.41		<	0.48	U	<	0.47	U											
RDX	-	0 / 12				<	0.8	U	<	0.8	U	<	0.8	U	<	0.2	U	<	0.48	U	<	0.47	U											
Tetryl	-	0 / 12				<	1.6	U	<	0.8	U	<	0.8	U	<	0.24	U	<	0.48	U	<	0.47	U											

Notes:
< = less than reporting limit
µg/L = micrograms per liter
HMX = octahydro-1,3,5,7-tetranitro-1,3,5,7-tetrazocine
ID = identification number
J = estimated
MNX = mono-nitroso-RDX
NA = not analyzed
NRL = no reporting limit
Qual = qualifier
RDX = hexahydro-1,3,5-trinitro-1,3,5-triazine
RL = reporting limit
U = nondetect

TABLE E.1.5-8
CORNHUSKER ARMY AMMUNITION PLANT
FEEDLOT WELL CA380-EXPLOSIVES

FIELD ID			CA380			CA380			CA380			CA380			CA380			CA380		
METHOD	Maximum	Detection	SW846 M8330			SW846 M8330			SW846 M8330			SW846 M8330			SW846 M8330			UW51		
COLLECT DATE	Detection	Frequency	3/24/2003			3/26/2002			3/29/2001			3/22/2000			4/2/1999			6/17/1998		
			Result	RL	Qual	Result	RL	Qual	Result	RL	Qual	Result	RL	Qual	Result	RL	Qual	Result	RL	Qual
EXPLOSIVES (µg/L)																				
1,3,5-Trinitrobenzene	-	0 / 12	<	0.26	U	<	0.32	U	<	0.8	U	<	0.8	U	<	0.8	U	<	1.00	U
1,3-Dinitrobenzene	-	0 / 12	<	0.26	U	<	0.22	U	<	0.8	U	<	0.8	U	<	0.8	U	<	0.500	U
2,4,6-Trinitrotoluene	-	0 / 12	<	0.26	U	<	0.27	U	<	0.8	U	<	1.5	U	<	0.8	U	<	1.00	U
2,4-Dinitrotoluene	-	0 / 12	<	0.51	U	<	0.22	U	<	0.8	U	<	1.1	U	<	0.8	U	<	0.500	U
2,6-Dinitrotoluene	-	0 / 12	<	0.51	U	<	0.84	U	<	0.8	U	<	1.1	U	<	0.8	U	<	0.500	U
2-Amino-4,6-dinitrotoluene	-	0 / 12	<	0.51	U	<	0.34	U	<	0.8	U	<	1	U	<	0.8	U	<	0.500	U
2-Nitrotoluene	0.18 J	1 / 12	<	0.51	U	<	0.66	U	0.18	0.8	J	<	1.1	U	<	0.8	U	<	1.00	U
3-Nitrotoluene	-	0 / 12	<	0.51	U	<	0.42	U	<	0.8	U	<	1.1	U	<	0.8	U	<	1.00	U
4-Amino-2,6-dinitrotoluene	-	0 / 12	<	0.51	U	<	0.57	U	<	0.8	U	<	1	U	<	0.8	U	<	1.00	U
4-Nitrotoluene	-	0 / 12	<	0.82	U	<	1.4	U	<	0.8	U	<	1.1	U	<	0.8	U	<	1.00	U
HMX	-	0 / 12	<	0.64	U	<	0.92	U	<	1	U	<	0.8	U	<	0.8	U	<	0.500	U
MNX		0 / 6		NA			NA			NA			NA			NA			NA	
Nitrobenzene	1.4	1 / 12	<	0.26	U	<	0.38	U	<	0.8	U	<	0.8	U	<	0.8	U	<	0.500	U
RDX	-	0 / 12	<	0.26	U	<	0.54	U	<	0.8	U	<	0.8	U	<	0.8	U	<	1.00	U
Tetryl	-	0 / 12	<	0.51	U	<	0.89	U	<	0.8	U	<	1.3	U	<	0.8	U	<	0.500	U

Notes:
< = less than reporting limit
µg/L = micrograms per liter
HMX = octahydro-1,3,5,7-tetranitro-1,3,5,7-tetrazocine
ID = identification number
J = estimated
MNX = mono-nitroso-RDX
NA = not analyzed
NRL = no reporting limit
Qual = qualifier
RDX = hexahydro-1,3,5-trinitro-1,3,5-triazine
RL = reporting limit
U = nondetect

TABLE E.1.5-9
CORNHUSKER ARMY AMMUNITION PLANT
FEEDLOT WELL CA381-EXPLOSIVES

FIELD ID			CA381			CA381			CA381			CA381			CA381			CA381			CA381			CA381			CA381			CA381			CA381		
METHOD	Maximum	Detection	SW846 M8330			SW846 M8330			SW846 M8330			SW846 M8330			SW846 M8330			SW846 M8330			SW846 M8330			SW846 M8330			SW846 M8330			SW846 M8330			SW846 M8330		
COLLECT DATE	Detection	Frequency	None			3/20/2013			3/6/2012			3/8/2011			3/9/2010			3/10/2009			3/11/2008			3/19/2007			3/20/2006			3/23/2005			3/24/2004		
			Result	RL	Qual	Result	RL	Qual	Result	RL	Qual	Result	RL	Qual	Result	RL	Qual	Result	RL	Qual	Result	RL	Qual	Result	RL	Qual	Result	RL	Qual	Result	RL	Qual	Result	RL	Qual
EXPLOSIVES (µg/L)																																			
1,3,5-Trinitrobenzene	-	0 / 14				<	0.8	U	<	0.8	U	<	0.8	U	<	1	U	<	0.48	U	<	0.48	U	<	0.48	U	<	0.49	U	<	0.48	U	<	0.22	U
1,3-Dinitrobenzene	-	0 / 14				<	0.8	U	<	0.8	U	<	0.8	U	<	0.4	U	<	0.48	U	<	0.48	U	<	0.48	U	<	0.49	U	<	0.48	U	<	0.22	U
2,4,6-Trinitrotoluene	2.3 J	2 / 14				<	0.8	U	<	0.8	U	<	0.8	U	<	0.4	U	<	0.48	U	<	0.48	U	<	0.48	U	<	0.49	U	<	0.48	U	<	0.22	U
2,4-Dinitrotoluene	0.34 J	1 / 14				<	0.8	U	<	0.8	U	<	0.8	U	<	0.4	U	<	0.48	U	<	0.48	U	<	0.48	U	<	0.49	U	<	0.48	U	<	0.43	U
2,6-Dinitrotoluene	-	0 / 14	**Abandoned**			<	0.8	U	<	0.8	U	<	0.8	U	<	0.2	U	<	0.48	U	<	0.48	U	<	0.48	U	<	0.49	U	<	0.48	U	<	0.43	U
2-Amino-4,6-dinitrotoluene	23 J	4 / 14	**2013**			<	0.8	U	<	0.8	U	<	0.8	U	<	0.2	U	<	0.48	U	<	0.48	U	<	0.48	U	<	0.49	U	<	0.48	U	<	0.43	U
2-Nitrotoluene	-	0 / 14				<	0.8	U	<	0.8	U	<	0.8	U	<	0.4	U	<	0.48	U	<	0.48	U	<	0.48	U	<	0.49	U	<	0.48	U	<	0.43	U
3-Nitrotoluene	-	0 / 14				<	0.8	U	<	0.8	U	<	0.8	U	<	0.4	U	<	0.48	U	<	0.48	U	<	0.48	U	<	0.49	U	<	0.48	U	<	0.43	U
4-Amino-2,6-dinitrotoluene	22 J	4 / 14				<	1.4	U	<	1.4	U	<	0.8	U	<	0.2	U	<	0.48	U	<	0.48	U	<	0.48	U	<	0.49	U	<	0.48	U	<	0.43	U
4-Nitrotoluene	-	0 / 14				<	0.8	U	<	0.8	U	<	0.8	U	<	1	U	<	0.48	U	<	0.48	U	<	0.48	U	<	0.49	U	<	0.48	U	<	0.7	U
HMX	8.4 J	6 / 14				1.6	0.8		<	0.8	U	<	0.8	U	<	0.4	U	<	0.48	U	<	0.48	U	<	0.48	U	<	0.49	U	<	0.48	U	1.9	0.55	
MNX	-	0 / 10				<	0.8	U	<	0.8	U	<	0.8	U	<	2	U	<	0.48	U	<	0.48	U	<	0.48	U	<	0.49	U	<	0.48	U	<	0.22	U
Nitrobenzene	1.3	1 / 14				<	0.8	U	<	0.8	U	<	0.8	U	1.3	0.4		<	0.48	U	<	0.48	U	<	0.48	U	<	0.49	U	<	0.48	U	<	0.22	U
RDX	19 J	6 / 14				<	0.8	U	<	0.8	U	<	0.8	U	<	0.2	U	<	0.48	U	<	0.48	U	<	0.48	U	<	0.49	U	0.83	0.48	P	0.2	0.22	J
Tetryl	-	0 / 14				<	1.6	U	<	0.8	U	<	0.8	U	<	0.24	U	<	0.48	U	<	0.48	U	<	0.48	U	<	0.49	U	<	0.48	U	<	0.43	U

Notes:
< = less than reporting limit
µg/L = micrograms per liter
HMX = octahydro-1,3,5,7-tetranitro-1,3,5,7-tetrazocine
ID = identification number
J = estimated
MNX = mono-nitroso-RDX
NA = not analyzed
NRL = no reporting limit
Qual = qualifier
RDX = hexahydro-1,3,5-trinitro-1,3,5-triazine
RL = reporting limit
U = nondetect

TABLE E.1.5-9
CORNHUSKER ARMY AMMUNITION PLANT
FEEDLOT WELL CA381-EXPLOSIVES

FIELD ID			CA381			CA381			CA381			CA381		
METHOD	Maximum	Detection	SW846 M8330			SW846 M8330			SW846 M8330			SW846 M8330		
COLLECT DATE	Detection	Frequency	3/24/2003			3/26/2002			3/29/2001			3/22/2000		
			Result	RL	Qual	Result	RL	Qual	Result	RL	Qual	Result	RL	Qual
EXPLOSIVES (µg/L)														
1,3,5-Trinitrobenzene	-	0 / 14	<	0.21	U	<	0.34	U	<	0.8	U	<	0.8	U
1,3-Dinitrobenzene	-	0 / 14	<	0.21	U	<	0.22	U	<	0.8	U	<	0.8	U
2,4,6-Trinitrotoluene	2.3 J	2 / 14	<	0.21	U	2.3	0.28	J	1.9	0.8	U	<	1.5	U
2,4-Dinitrotoluene	0.34 J	1 / 14	<	0.4	U	0.34	0.22	J	<	0.8	U	<	1.1	U
2,6-Dinitrotoluene	-	0 / 14	<	0.4	U	<	0.87	U	<	0.8	U	<	1.1	U
2-Amino-4,6-dinitrotoluene	23 J	4 / 14	8.3	0.4		23	3.5	J	18	8		10	1	
2-Nitrotoluene	-	0 / 14	<	0.4	U	<	0.69	U	<	0.8	U	<	1.1	U
3-Nitrotoluene	-	0 / 14	<	0.4	U	<	0.43	U	<	0.8	U	<	1.1	U
4-Amino-2,6-dinitrotoluene	22 J	4 / 14	7.9	0.4		22	5.9	J	13	0.8		9.2	1	
4-Nitrotoluene	-	0 / 14	<	0.64	U	<	1.4	U	<	0.8	U	<	1.1	U
HMX	8.4 J	6 / 14	4.3	0.5		8.4	0.95	J	5.6	1		6.6	0.8	
MNX	-	0 / 10		NA			NA			NA			NA	
Nitrobenzene	1.3	1 / 14	<	0.21	U	<	0.39	U	<	0.8	U	<	0.8	U
RDX	19 J	6 / 14	5.6	0.21		19	5.6	J	9	0.8		11	0.8	
Tetryl	-	0 / 14	<	0.4	U	<	0.92	U	<	0.8	U	<	1.3	U

Notes:
< = less than reporting limit
µg/L = micrograms per liter
HMX = octahydro-1,3,5,7-tetranitro-1,3,5,7-tetrazocine
ID = identification number
J = estimated
MNX = mono-nitroso-RDX
NA = not analyzed
NRL = no reporting limit
Qual = qualifier
RDX = hexahydro-1,3,5-trinitro-1,3,5-triazine
RL = reporting limit
U = nondetect

TABLE E.1.5-10
CORNHUSKER ARMY AMMUNITION PLANT
FEEDLOT WELL CA382-EXPLOSIVES

FIELD ID			CA382			CA382			CA382			CA382			CA382			CA382			CA382			CA382			CA382			CA382			CA382		
METHOD	Maximum	Detection	SW846 M8330			SW846 M8330			SW846 M8330			SW846 M8330			SW846 M8330			SW846 M8330			SW846 M8330			SW846 M8330			SW846 M8330			SW846 M8330			SW846 M8330		
COLLECT DATE	Detection	Frequency	None			3/20/2013			3/6/2012			3/8/2011			3/9/2010			3/10/2009			3/11/2008			3/19/2007			3/20/2006			3/23/2005			3/24/2004		
			Result	RL	Qual	Result	RL	Qual	Result	RL	Qual	Result	RL	Qual	Result	RL	Qual	Result	RL	Qual	Result	RL	Qual	Result	RL	Qual	Result	RL	Qual	Result	RL	Qual	Result	RL	Qual
EXPLOSIVES (µg/L)																																			
1,3,5-Trinitrobenzene	-	0 / 14				<	0.8	U	<	0.8	U	<	0.8	U	<	1	U	<	0.48	U	<	0.47	U	<	0.48	U	<	0.48	U	<	0.48	U	<	0.21	U
1,3-Dinitrobenzene	-	0 / 14				<	0.8	U	<	0.8	U	<	0.8	U	<	0.41	U	<	0.48	U	<	0.47	U	<	0.48	U	<	0.48	U	<	0.48	U	<	0.21	U
2,4,6-Trinitrotoluene	-	0 / 14				<	0.8	U	<	0.8	U	<	0.8	U	<	0.41	U	<	0.48	U	<	0.47	U	<	0.48	U	<	0.48	U	<	0.48	U	<	0.21	U
2,4-Dinitrotoluene	-	0 / 14				<	0.8	U	<	0.8	U	<	0.8	U	<	0.41	U	<	0.48	U	<	0.47	U	<	0.48	U	<	0.48	U	<	0.48	U	<	0.4	U
2,6-Dinitrotoluene	-	0 / 14	**Abandoned**			<	0.8	U	<	0.8	U	<	0.8	U	<	0.21	U	<	0.48	U	<	0.47	U	<	0.48	U	<	0.48	U	<	0.48	U	<	0.4	U
2-Amino-4,6-dinitrotoluene	11	4 / 14	**2013**			<	0.8	U	<	0.8	U	<	0.8	U	<	0.21	U	<	0.48	U	<	0.47	U	<	0.48	U	<	0.48	U	<	0.48	U	<	0.4	U
2-Nitrotoluene	-	0 / 14				<	0.8	U	<	0.8	U	<	0.8	U	<	0.41	U	<	0.48	U	<	0.47	U	<	0.48	U	<	0.48	U	<	0.48	U	<	0.4	U
3-Nitrotoluene	-	0 / 14				<	0.8	U	<	0.8	U	<	0.8	U	<	0.41	U	<	0.48	U	<	0.47	U	<	0.48	U	<	0.48	U	<	0.48	U	<	0.4	U
4-Amino-2,6-dinitrotoluene	2.8	4 / 14				<	1.4	U	<	1.4	U	<	0.8	U	<	0.21	U	<	0.48	U	<	0.47	U	<	0.48	U	<	0.48	U	<	0.48	U	<	0.4	U
4-Nitrotoluene	-	0 / 14				<	0.8	U	<	0.8	U	<	0.8	U	<	1	U	<	0.48	U	<	0.47	U	<	0.48	U	<	0.48	U	<	0.48	U	<	0.65	U
HMX	5	8 / 14				0.26	0.8	J	0.47	0.8	J	0.71	0.8	J	0.24	0.41	J	<	0.48	U	<	0.47	U	0.93	0.48		<	0.48	U	<	0.48	U	<	0.51	U
MNX	-	0 / 10				<	0.8	U	<	0.8	U	<	0.8	U	<	2.1	U	<	0.48	U	<	0.47	U	<	0.48	U	<	0.48	U	<	0.48	U	<	0.21	U
Nitrobenzene	-	0 / 14				<	0.8	U	<	0.8	U	<	0.8	U	<	0.41	U	<	0.48	U	<	0.47	U	<	0.48	U	<	0.48	U	<	0.48	U	<	0.21	U
RDX	4.4	3 / 14				<	0.8	U	<	0.8	U	<	0.8	U	<	0.21	U	<	0.48	U	<	0.47	U	<	0.48	U	<	0.48	U	<	0.48	U	<	0.21	U
Tetryl	-	0 / 14				<	1.6	U	<	0.8	U	<	0.8	U	<	0.25	U	<	0.48	U	<	0.47	U	<	0.48	U	<	0.48	U	<	0.48	U	<	0.4	U

Notes:
< = less than reporting limit
µg/L = micrograms per liter
HMX = octahydro-1,3,5,7-tetranitro-1,3,5,7-tetrazocine
ID = identification number
J = estimated
MNX = mono-nitroso-RDX
NA = not analyzed
NRL = no reporting limit
Qual = qualifier
RDX = hexahydro-1,3,5-trinitro-1,3,5-triazine
RL = reporting limit
U = nondetect

TABLE E.1.5-10
CORNHUSKER ARMY AMMUNITION PLANT
FEEDLOT WELL CA382-EXPLOSIVES

FIELD ID			CA382			CA382			CA382			CA382		
METHOD	Maximum	Detection	SW846 M8330			SW846 M8330			SW846 M8330			SW846 M8330		
COLLECT DATE	Detection	Frequency	3/24/2003			3/26/2002			3/29/2001			3/22/2000		
			Result	RL	Qual	Result	RL	Qual	Result	RL	Qual	Result	RL	Qual
EXPLOSIVES (µg/L)														
1,3,5-Trinitrobenzene	-	0 / 14	<	0.32	U	<	0.24	U	<	0.8	U	<	0.8	U
1,3-Dinitrobenzene	-	0 / 14	<	0.32	U	<	0.16	U	<	0.8	U	<	0.8	U
2,4,6-Trinitrotoluene	-	0 / 14	<	0.32	U	<	0.20	U	<	0.8	U	<	1.5	U
2,4-Dinitrotoluene	-	0 / 14	<	0.62	U	<	0.16	U	<	0.8	U	<	1.1	U
2,6-Dinitrotoluene	-	0 / 14	<	0.62	U	<	0.62	U	<	0.8	U	<	1.1	U
2-Amino-4,6-dinitrotoluene	11	4 / 14	0.7	0.62		2.4	0.25		11	0.8		7.3	1	
2-Nitrotoluene	-	0 / 14	<	0.62	U	<	0.49	U	<	0.8	U	<	1.1	U
3-Nitrotoluene	-	0 / 14	<	0.62	U	<	0.31	U	<	0.8	U	<	1.1	U
4-Amino-2,6-dinitrotoluene	2.8	4 / 14	0.38	0.62	J	0.52	0.42		2.8	0.8		2.4	1	
4-Nitrotoluene	-	0 / 14	<	1	U	<	1.0	U	<	0.8	U	<	1.1	U
HMX	5	8 / 14	<	0.78	U	0.81	0.68		3.8	1	U	5	0.8	
MNX	-	0 / 10		NA			NA			NA			NA	
Nitrobenzene	-	0 / 14	<	0.32	U	<	0.28	U	<	0.8	U	<	0.8	U
RDX	4.4	3 / 14	<	0.32	U	0.64	0.40		4.4	0.8		2.7	0.8	
Tetryl	-	0 / 14	<	0.62	U	<	0.66	U	<	0.8	U	<	1.3	U

Notes:
< = less than reporting limit
µg/L = micrograms per liter
HMX = octahydro-1,3,5,7-tetranitro-1,3,5,7-tetrazocine
ID = identification number
J = estimated
MNX = mono-nitroso-RDX
NA = not analyzed
NRL = no reporting limit
Qual = qualifier
RDX = hexahydro-1,3,5-trinitro-1,3,5-triazine
RL = reporting limit
U = nondetect

TABLE E.1.5-11
CORNHUSKER ARMY AMMUNITION PLANT
FEEDLOT WELL CA390-EXPLOSIVES

FIELD ID			CA390			CA390			CA390			CA390			CA390			CA390			CA390			CA390			CA390			CA390		
METHOD	Maximum	Detection	SW846 M8330			SW846 M8330			SW846 M8330			SW846 M8330			SW846 M8330			SW846 M8330			SW846 M8330			SW846 M8330			SW846 M8330			SW846 M8330		
COLLECT DATE	Detection	Frequency	None			3/7/2013			3/6/2012			3/9/2011			3/18/2010			3/11/2009			3/11/2008			None			3/29/2006			3/23/2005			3/24/2004		
			Result	RL	Qual	Result	RL	Qual	Result	RL	Qual	Result	RL	Qual	Result	RL	Qual	Result	RL	Qual	Result	RL	Qual	Result	RL	Qual	Result	RL	Qual	Result	RL	Qual	Result	RL	Qual
EXPLOSIVES (µg/L)																																	
1,3,5-Trinitrobenzene	-	0 / 12				<	0.8	U	<	0.8	U	<	0.8	U	<	1	U	<	0.48	U	<	0.48	U				<	0.48	U				<	0.17	U
1,3-Dinitrobenzene	-	0 / 12				<	0.8	U	<	0.8	U	<	0.8	U	<	0.4	U	<	0.48	U	<	0.48	U				<	0.48	U				<	0.17	U
2,4,6-Trinitrotoluene	-	0 / 12				<	0.8	U	<	0.8	U	<	0.8	U	<	0.4	U	<	0.48	U	<	0.48	U				<	0.48	U				<	0.17	U
2,4-Dinitrotoluene	-	0 / 12				<	0.8	U	<	0.8	U	<	0.8	U	<	0.4	U	<	0.48	U	<	0.48	U				<	0.48	U				<	0.33	U
2,6-Dinitrotoluene	-	0 / 12	**Abandoned**			<	0.8	U	<	0.8	U	<	0.8	U	<	0.2	U	<	0.48	U	<	0.48	U	**No 2007 Sample**			<	0.48	U	**No 2005 Sample**			<	0.33	U
2-Amino-4,6-dinitrotoluene	-	0 / 12	**2013**			<	0.8	U	<	0.8	U	<	0.8	U	<	0.2	U	<	0.48	U	<	0.48	U	**Well Dry**			<	0.48	U	**Well Dry**			<	0.33	U
2-Nitrotoluene	-	0 / 12				<	0.8	U	<	0.8	U	<	0.8	U	<	0.4	U	<	0.48	U	<	0.48	U				<	0.48	U				<	0.33	U
3-Nitrotoluene	-	0 / 12				<	0.8	U	<	0.8	U	<	0.8	U	<	0.4	U	<	0.48	U	<	0.48	U				<	0.48	U				<	0.33	U
4-Amino-2,6-dinitrotoluene	-	0 / 12				<	1.4	U	<	1.4	U	<	0.8	U	<	0.2	U	<	0.48	U	<	0.48	U				<	0.48	U				<	0.33	U
4-Nitrotoluene	-	0 / 12				<	0.8	U	<	0.8	U	<	0.8	U	<	1	U	<	0.48	U	<	0.48	U				<	0.48	U				<	0.53	U
HMX	0.93	11 / 12				0.54	0.8	J	0.56	0.8	J	0.52	0.8	J	0.62	0.4		0.77	0.48		0.93	0.48				<	0.48	U				0.55	0.41	
MNX	0.085 J	1 / 8				<	0.8	U	<	0.8	U	<	0.8	U	<	2	U	<	0.48	U	<	0.48	U				<	0.48	U				0.085	0.17	J
Nitrobenzene	-	0 / 12				<	0.8	U	<	0.8	U	<	0.8	U	<	0.4	U	<	0.48	U	<	0.48	U				<	0.48	U				<	0.17	U
RDX	2.9	12 / 12				0.66	0.8	J	1.2	0.8	J	1.4	0.8		0.89	0.2		2.1	0.48		2.9	0.48					1	0.48					0.89	0.17	
Tetryl	-	0 / 12				<	1.6	U	<	0.8	U	<	0.8	U	<	0.24	U	<	0.48	U	<	0.48					<	0.48	U				<	0.33	U

Notes:
< = less than reporting limit
µg/L = micrograms per liter
HMX = octahydro-1,3,5,7-tetranitro-1,3,5,7-tetrazocine
ID = identification number
J = estimated
MNX = mono-nitroso-RDX
NA = not analyzed
NRL = no reporting limit
Qual = qualifier
RDX = hexahydro-1,3,5-trinitro-1,3,5-triazine
RL = reporting limit
U = nondetect

TABLE E.1.5-11
CORNHUSKER ARMY AMMUNITION PLANT
FEEDLOT WELL CA390-EXPLOSIVES

FIELD ID			CA390			CA390			CA390			CA390		
METHOD	Maximum	Detection	SW846 M8330			SW846 M8330			SW846 M8330			SW846 M8330		
COLLECT DATE	Detection	Frequency	3/24/2003			3/26/2002			3/29/2001			6/15/2000		
			Result	RL	Qual	Result	RL	Qual	Result	RL	Qual	Result	RL	Qual
EXPLOSIVES (µg/L)														
1,3,5-Trinitrobenzene	-	0 / 12	<	0.25	U	<	0.39	U	<	0.8	U	<	0.8	U
1,3-Dinitrobenzene	-	0 / 12	<	0.25	U	<	0.26	U	<	0.8	U	<	0.8	U
2,4,6-Trinitrotoluene	-	0 / 12	<	0.25	U	<	0.32	UJ	<	0.8	U	<	1.5	U
2,4-Dinitrotoluene	-	0 / 12	<	0.48	U	<	0.26	U	<	0.8	U	<	1.1	U
2,6-Dinitrotoluene	-	0 / 12	<	0.48	U	<	1.0	U	<	0.8	U	<	1.1	U
2-Amino-4,6-dinitrotoluene	-	0 / 12	<	0.48	U	<	0.40	U	<	0.8	U	<	1	U
2-Nitrotoluene	-	0 / 12	<	0.48	U	<	0.79	U	<	0.8	U	<	1.1	U
3-Nitrotoluene	-	0 / 12	<	0.48	U	<	0.50	U	<	0.8	U	<	1.1	U
4-Amino-2,6-dinitrotoluene	-	0 / 12	<	0.48	U	<	0.68	U	<	0.8	U	<	1	U
4-Nitrotoluene	-	0 / 12	<	0.77	U	<	1.6	U	<	0.8	U	<	1.1	U
HMX	0.93	11 / 12	0.62	0.6		0.39	1.1	J	0.58	1	J	0.53	0.8	
MNX	0.085 J	1 / 8		NA			NA			NA			NA	
Nitrobenzene	-	0 / 12	<	0.25	U	<	0.45	U	<	0.8	U	<	0.8	U
RDX	2.9	12 / 12	2	0.25		1.2	0.65		1.5	0.8		1.3	0.8	
Tetryl	-	0 / 12	<	0.48	U	<	1.1	U	<	0.8	U	<	1.3	U

Notes:
< = less than reporting limit
µg/L = micrograms per liter
HMX = octahydro-1,3,5,7-tetranitro-1,3,5,7-tetrazocine
ID = identification number
J = estimated
MNX = mono-nitroso-RDX
NA = not analyzed
NRL = no reporting limit
Qual = qualifier
RDX = hexahydro-1,3,5-trinitro-1,3,5-triazine
RL = reporting limit
U = nondetect

TABLE E.1.5-12
CORNHUSKER ARMY AMMUNITION PLANT
FEEDLOT SURFACE WATER SAMPLES-EXPLOSIVES

FIELD ID			LAGOON SW001			LAGOON SW002			LAGOON SW003			LAGOON SW004			LAGOON SW005		
METHOD	Maximum	Detection	SW846 M8330			SW846 M8330			SW846 M8330			SW846 M8330			SW846 M8330		
COLLECT DATE	Detection	Frequency	3/29/2001			3/29/2001			3/29/2001			3/29/2001			3/29/2001		
			Result	RL	Qual	Result	RL	Qual	Result	RL	Qual	Result	RL	Qual	Result	RL	Qual
EXPLOSIVES (µg/L)																	
1,3,5-Trinitrobenzene	-	0/5	<	0.8	U	<	0.8	U	<	0.8	U	<	0.8	U	<	0.8	U
1,3-Dinitrobenzene	-	0/5	<	0.8	U	<	0.8	U	<	0.8	U	<	0.8	U	<	0.8	U
2,4,6-Trinitrotoluene	-	0/5	<	0.8	U	<	0.8	U	<	0.8	U	<	0.8	U	<	0.8	U
2,4-Dinitrotoluene	-	0/5	<	0.8	U	<	0.8	U	<	0.8	U	<	0.8	U	<	0.8	U
2,6-Dinitrotoluene	0.82	3/5	<	0.8	U	<	0.8	U	0.19	0.8	J	0.82	0.8		0.59	0.8	J
2-Amino-4,6-dinitrotoluene	1.9	4/5	0.35	0.8	J	0.17	0.8	J	<	0.8	U	1.9	0.8		0.92	0.8	U
2-Nitrotoluene	-	0/5	<	0.8	U	<	0.8	U	<	0.8	U	<	0.8	U	<	0.8	U
3-Nitrotoluene	-	0/5	<	0.8	U	<	0.8	U	<	0.8	U	<	0.8	U	<	0.8	U
4-Amino-2,6-dinitrotoluene	-	0/5	<	0.8	U	<	0.8	U	<	0.8	U	<	0.8	U	<	0.8	U
4-Nitrotoluene	-	0/5	<	0.8	U	<	0.8	U	<	0.8	U	<	0.8	U	<	0.8	U
HMX	-	0/5	<	1	U	<	1	U	<	1	U	<	1	U	<	1	U
MNX				NA			NA			NA			NA			NA	
Nitrobenzene	-	0/5	<	0.8	U	<	0.8	U	<	0.8	U	<	0.8	U	<	0.8	U
RDX	-	0/5	<	0.8	U	<	0.8	U	<	0.8	U	<	0.8	U	<	0.8	U
Tetryl	-	0/5	<	0.8	U	<	0.8	U	<	0.8	U	<	0.8	U	<	0.8	U

Notes:
Lagoon sampling discontinued after 2001 LTM event.

< = less than reporting limit
µg/L = micrograms per liter
HMX = octahydro-1,3,5,7-tetranitro-1,3,5,7-tetrazocine
ID = identification number
J = estimated
LTM = long-term monitoring
MNX = mono-nitroso-RDX
NA = not analyzed
NRL = no reporting limit
Qual = qualifier
RDX = hexahydro-1,3,5-trinitro-1,3,5-triazine
RL = reporting limit
U = nondetect

E.2 Natural Attenuation Parameters (on enclosed CD)

- E.2.1 OU1 ON-POST G00 WELLS
- E.2.2 OU1 ON-POST PZ WELLS
- E.2.3 OU1 OFF-POST CA WELLS
- E.2.4 OU1 OFF-POST NW WELLS
- E.2.5 OU1 OFF-POST FEEDLOT WELLS

E.2 Natural Attenuation Parameters

E.2.1 OU1 ON-POST G00 WELLS

WELL	TABLE
G0011	E.2.1-1
G0012	E.2.1-2
G0013	E.2.1-3
G0014	E.2.1-4
G0015	E.2.1-5
G0016	E.2.1-6
G0017	E.2.1-7
G0018	E.2.1-8
G0019	E.2.1-9
G0020	E.2.1-10
G0021	E.2.1-11
G0022	E.2.1-12
G0023	E.2.1-13
G0024	E.2.1-14
G0025	E.2.1-15
G0026	E.2.1-16
G0027	E.2.1-17
G0028	E.2.1-18
G0029	E.2.1-19
G0030	E.2.1-20
G0031	E.2.1-21
G0032	E.2.1-22
G0033	E.2.1-23
G0042	E.2.1-24
G0043	E.2.1-25
G0044	E.2.1-26
G0045	E.2.1-27
G0046	E.2.1-28
G0047	E.2.1-29
G0048	E.2.1-30
G0049	E.2.1-31
G0052	E.2.1-32
G0063	E.2.1-33
G0066/G0066R	E.2.1-34
G0067	E.2.1-35
G0068	E.2.1-36
G0070	E.2.1-37
G0075	E.2.1-38
G0076	E.2.1-39
G0077	E.2.1-40

WELL	TABLE
G0078	E.2.1-41
G0079	E.2.1-42
G0080	E.2.1-43
G0081	E.2.1-44
G0082	E.2.1-45
G0083	E.2.1-46
G0084	E.2.1-47
G0085	E.2.1-48
G0086	E.2.1-49
G0087	E.2.1-50
G0088	E.2.1-51
G0089	E.2.1-52
G0090	E.2.1-53
G0091	E.2.1-54
G0092	E.2.1-55
G0093	E.2.1-56
G0094	E.2.1-57
G0095	E.2.1-58
G0096	E.2.1-59
G0097	E.2.1-60
G0098	E.2.1-61
G0099	E.2.1-62
G0100	E.2.1-63
G0101	E.2.1-64
G0102	E.2.1-65
G0103	E.2.1-66
G0104	E.2.1-67
G0105	E.2.1-68
G0106	E.2.1-69
G0107	E.2.1-70
G0108	E.2.1-71
G0109	E.2.1-72
G0110	E.2.1-73
G0111	E.2.1-74
G0112	E.2.1-75
G0113	E.2.1-76
G0114	E.2.1-77
G0115	E.2.1-78
G0116	E.2.1-79
G0117	E.2.1-80

WELL	TABLE
G0118	E.2.1-81
G0119	E.2.1-82
G0120	E.2.1-83
G0121	E.2.1-84
G0122	E.2.1-85
G0123	E.2.1-86

TABLE E.2.1-1
CORNHUSKER ARMY AMMUNITION PLANT
WELL G0011-NATURAL ATTENUATION PARAMETERS

FIELD ID	G0011			G0011			G0011			G0011			G0011			G0011			G0011			G0011			G0011			G0011			G0011		
COLLECT DATE	None			3/11/2013			3/5/2012			3/3/2011			3/1/2010			3/6/2009			3/12/2008			3/13/2007			3/29/2006			3/21/2005			3/16/2004		
	Result	RL	Qual	Result	RL	Qual	Result	RL	Qual	Result	RL	Qual	Result	RL	Qual	Result	RL	Qual	Result	RL	Qual	Result	RL	Qual	Result	RL	Qual	Result	RL	Qual	Result	RL	Qual
NATURAL ATTENUATION PARAMETERS																																	
Ammonia USEPA 350.1 (mg/L)				0.867	0.25		<	0.25	UJ	<	0.25	UJ	<	0.1	U	0.17	0.05		0.42	0.05		<	0.05	U	0.18	0.05		0.25	0.05		0.23	0.2	
Total Kjeldahl Nitrogen USEPA 351.2 (mg/L)	**Abandoned**			<	1	U	<	1	U	0.974	1	J	0.67	1	J	<	1	U	1.2	1		<	1	U	<	1	U	<	1	U	<	0.55	U
Nitrate/Nitrite USEPA 353.2 (mg/L)	**2013**			<	0.1	U	<	0.1	U	<	0.1	U	<	0.1	U	<	0.05	U	<	0.05	U	<	0.05	U	<	0.05	U	<	0.05	U	<	1	U
Sulfide SM 9034 (mg/L)				0.2	2	J	0.2	2	J	0.2	2	J	<	4	U	<	1	U	<	1	U	<	1	U	<	1	U	<	1	U	<	1	U
Sulfate USEPA 9056A (mg/L)				1260	50		1200	25		1050	25		1200	250		1200	100		1100	100		860	50		1100	100		1100	100		1100	100	
Dissolved Organic Carbon SM 9060A (mg/L)				4.44	1		3.54	1		4.06	1		4.3	1		4.5	1		5.5	1		3.5	1		5.5	1		5	1		4.4	1	
Alkalinity SM 2320B (mg/L)				400	1.25		400	1.25		402	1		410	5		450	8		440	4		380	8		430	8		430	8		400	5	
Methane RSK-175 (µg/L)				<	5	U	<	5	U	<	5	UJ	0.42	5	J	0.99	0.31		2.7	1.7		2	0.87		5.5	0.87		3.1	0.87		<	2	U
Carbon Dioxide SM 2320B (mg/L)[1]				178	10		177.8	10		179	0.4		180	2.2		200	0.22		194	1.8		170	0.88		190	0.88		190	0.1		176	1	

Notes:
Analysis methods listed are accurate for most current sampling event. Previous analysis methods may be different.

[1]Carbon dioxide calculated from alkalinity results. Values for 2003 and 2004 were modified to be consistent with previous years' results.

< = less than reporting limit
µg/L = micrograms per liter
ID = identification number
J = estimated
LOQ = limit of quantification
mg/L = milligrams per liter
Qual = qualifier
RL = reporting limit
RSK = Robert S. Kerr Environmental Research Laboratory
SM = Standard Method
U = nondetect
USEPA = United States Environmental Protection Agency

TABLE E.2.1-1
CORNHUSKER ARMY AMMUNITION PLANT
WELL G0011-NATURAL ATTENUATION PARAMETERS

FIELD ID	G0011			G0011			G0011			G0011			G0011			G0011		
COLLECT DATE	3/21/2003			3/21/2002			3/28/2001			3/20/2000			3/26/1999			6/23/1998		
	Result	RL	Qual	Result	RL	Qual	Result	RL	Qual	Result	RL	Qual	Result	RL	Qual	Result	RL	Qual
NATURAL ATTENUATION PARAMETERS																		
Ammonia USEPA 350.1 (mg/L)	0.16	0.2	J	0.16	0.2	J	0.152	0.1		0.198	0.1		0.179	0.1		0.14	0.1	
Total Kjeldahl Nitrogen USEPA 351.2 (mg/L)	<	0.39	U	<	0.56	U	0.398	0.1		0.542	0.1		0.506	0.1		0.103	0.1	
Nitrate/Nitrite USEPA 353.2 (mg/L)	<	0.1	U	0.63	0.1		<	0.5	U	<	1	U	<	2	U	<	1	U
Sulfide SM 9034 (mg/L)	1.4	1		1.5	1		<	1	U	<	1	U	<	1	U	<	1	U
Sulfate USEPA 9056A (mg/L)	1200	50		1100	50		951	50		908	10		927	5		298	5	
Dissolved Organic Carbon SM 9060A (mg/L)	4.7	1		4.2	1		<	5	U	<	5	U	12.8	5		17.8	5	
Alkalinity SM 2320B (mg/L)	390	5		400	5		358	5		407	5		415	5		402	5	
Methane RSK-175 (µg/L)	<	2	U	<	2	U	1.4	1		<	2	U	4.09	1		3.44	1	
Carbon Dioxide SM 2320B (mg/L)[1]	172	1		176	1		158	5		179	2.2		183	2.2		177	2.2	

Notes:
Analysis methods listed are accurate for most current sampling event. Previous analysis methods may be different.

[1]Carbon dioxide calculated from alkalinity results. Values for 2003 and 2004 were modified to be consistent with previous years' results.

< = less than reporting limit
µg/L = micrograms per liter
ID = identification number
J = estimated
LOQ = limit of quantification
mg/L = milligrams per liter
Qual = qualifier
RL = reporting limit
RSK = Robert S. Kerr Environmental Research Laboratory
SM = Standard Method
U = nondetect
USEPA = United States Environmental Protection Agency

TABLE E.2.1-2
CORNHUSKER ARMY AMMUNITION PLANT
WELL G0012-NATURAL ATTENUATION PARAMETERS

FIELD ID	G0012			G0012			G0012			G0012			G0012			G0012			G0012			G0012			G0012			G0012			G0012		
COLLECT DATE	None			3/11/2013			3/5/2012			3/7/2011			3/1/2010			3/6/2009			3/12/2008			3/13/2007			3/29/2006			3/22/2005			3/17/2004		
	Result	RL	Qual	Result	RL	Qual	Result	RL	Qual	Result	RL	Qual	Result	RL	Qual	Result	RL	Qual	Result	RL	Qual	Result	RL	Qual	Result	RL	Qual	Result	RL	Qual	Result	RL	Qual
NATURAL ATTENUATION PARAMETERS																																	
Ammonia USEPA 350.1 (mg/L)				0.195	0.25	J	0.187	0.25	J	0.179	0.25	J	0.042	0.1	J	0.076	0.05		0.36	0.05	J	0.12	0.05		0.097	0.05		0.16	0.05		<	0.2	U
Total Kjeldahl Nitrogen USEPA 351.2 (mg/L)	**Abandoned**			1.07	1	J	<	1	U	0.363	1	J	0.33	1	J	<	1	U	1.5	1		<	1	U	<	1	U	<	1	U	0.3	0.2	
Nitrate/Nitrite USEPA 353.2 (mg/L)	**2013**			<	0.1	U	<	0.1	U	0.083	0.1	J	0.027	0.1	J	0.063	0.05		<	0.05	U	<	0.05	U	0.13	0.05		0.41	0.05		<	1	U
Sulfide SM 9034 (mg/L)				<	2	U	0.2	2	J	0.4	2	J	<	4	UJ	<	1	U	<	1	U	<	1	U	<	1	U	<	1	U	<	1	U
Sulfate USEPA 9056A (mg/L)				1240	50		974	25		853	25		840	100		550	50		1200	100	J	1200	100	J	1300	100	J	1100	100	J	1100	40	
Dissolved Organic Carbon SM 9060A (mg/L)				5.11	1		3.9	1		4.36	1		3.3	1		3.7	1		4.7	1		4.9	1		5.4	1		5.1	1		5.1	1	
Alkalinity SM 2320B (mg/L)				405	1.25		370	1.25		415	1		430	5		460	8		440	4		430	8		420	8		420	8		410	5	
Methane RSK-175 (µg/L)				0.7	5	J	0.43	5	J	<	5	UJ	2.8	5	J	0.85	0.31	J	2.3	1.7		2.1	0.87		1.5	0.87		0.82	0.87	J	<	2	U
Carbon Dioxide SM 2320B (mg/L)[1]				180	10		164.4	10		184	0.4		190	2.2		200	0.22		194	1.8		190	0.88		180	0.88		180	0.1		180	1	

Notes:
Analysis methods listed are accurate for most current sampling event. Previous analysis methods may be different.

[1]Carbon dioxide calculated from alkalinity results. Values for 2003 and 2004 were modified to be consistent with previous years' results.

< = less than reporting limit
µg/L = micrograms per liter
ID = identification number
J = estimated
LOQ = limit of quantification
mg/L = milligrams per liter
Qual = qualifier
RL = reporting limit
RSK = Robert S. Kerr Environmental Research Laboratory
SM = Standard Method
U = nondetect
USEPA = United States Environmental Protection Agency

TABLE E.2.1-2
CORNHUSKER ARMY AMMUNITION PLANT
WELL G0012-NATURAL ATTENUATION PARAMETERS

FIELD ID	G0012			G0012			G0012			G0012			G0012			G0012		
COLLECT DATE	3/24/2003			3/25/2002			3/27/2001			3/17/2000			3/29/1999			6/23/1998		
	Result	RL	Qual	Result	RL	Qual	Result	RL	Qual	Result	RL	Qual	Result	RL	Qual	Result	RL	Qual
NATURAL ATTENUATION PARAMETERS																		
Ammonia USEPA 350.1 (mg/L)	0.14	0.2	J	1.9	0.4	J	<	0.1	U	<	0.1	U	<	0.1	U	<	0.1	U
Total Kjeldahl Nitrogen USEPA 351.2 (mg/L)	<	0.36	U	<	0.8	U	1.3	0.1		0.347	0.1		0.364	0.1		<	0.1	U
Nitrate/Nitrite USEPA 353.2 (mg/L)	<	0.2	U	0.12	0.1		<	0.5	U	<	1	U	<	1	U	<	1	U
Sulfide SM 9034 (mg/L)	1.5	1	J	<	1	U	<	1	U	<	1	UJ	<	1	U	<	1	U
Sulfate USEPA 9056A (mg/L)	1200	50		1000	50		900	100		896	5		671	10		656	5	
Dissolved Organic Carbon SM 9060A (mg/L)	4.6	1		4.6	2		<	5	U	<	5	U	51.2	5		12.2	5	
Alkalinity SM 2320B (mg/L)	450	5		450	5		390	5		412	5		440	5		422	5	
Methane RSK-175 (µg/L)	<	2	U	<	2	U	<	5.2	U	3.5	1		8.91	1		4.94	1	
Carbon Dioxide SM 2320B (mg/L)[1]	198	1		200	1		172	5		181	2.2		194	2.2		186	2.2	

Notes:
Analysis methods listed are accurate for most current sampling event. Previous analysis methods may be different.

[1]Carbon dioxide calculated from alkalinity results. Values for 2003 and 2004 were modified to be consistent with previous years' results.

< = less than reporting limit
µg/L = micrograms per liter
ID = identification number
J = estimated
LOQ = limit of quantification
mg/L = milligrams per liter
Qual = qualifier
RL = reporting limit
RSK = Robert S. Kerr Environmental Research Laboratory
SM = Standard Method
U = nondetect
USEPA = United States Environmental Protection Agency

TABLE E.2.1-3
CORNHUSKER ARMY AMMUNITION PLANT
WELL G0013-NATURAL ATTENUATION PARAMETERS

FIELD ID	G0013			G0013			G0013			G0013			G0013			G0013			G0013			G0013			G0013			G0013			G0013		
COLLECT DATE	None			3/12/2013			None			3/13/2008			3/14/2007			3/28/2006			3/21/2005			3/17/2004			3/21/2003			3/25/2002			3/28/2001		
	Result	RL	Qual	Result	RL	Qual	Result	RL	Qual	Result	RL	Qual	Result	RL	Qual	Result	RL	Qual	Result	RL	Qual	Result	RL	Qual	Result	RL	Qual	Result	RL	Qual	Result	RL	Qual
NATURAL ATTENUATION PARAMETERS																																	
Ammonia USEPA 350.1 (mg/L)				0.715	0.25					0.55	0.05		0.17	0.05		0.33	0.05		0.48	0.05		0.41	0.2		0.44	0.2		1.1	0.4		0.587	0.1	
Total Kjeldahl Nitrogen USEPA 351.2 (mg/L)	**Abandoned**			1.22	1		**Not Sampled**			1.7	1		<	1	U	<	1	U	<	1	U	<	0.34	U	<	0.67	U	0.98	0.4		1.01	0.1	
Nitrate/Nitrite USEPA 353.2 (mg/L)	**2013**			<	0.1	U	**in 2009, 2010, 2011,**			<	0.05	U	29	1	J	<	0.05	U	<	0.05	U	<	1	U	<	0.2	UJ	<	0.1	U	<	0.5	U
Sulfide SM 9034 (mg/L)				<	2	U	**2012**			<	1	U	<	1	U	<	1	U	<	1	U	<	1	U	1.5	1	J	<	1	U	<	1	U
Sulfate USEPA 9056A (mg/L)				1060	50					860	100		820	50		860	100		980	50		970	40		1100	50		1100	50		1120	50	
Dissolved Organic Carbon SM 9060A (mg/L)				5.48	1					4.8	1		4.2	1		4.8	1		5.1	1		5.1	1		5.4	1		5.4	1		<	5	U
Alkalinity SM 2320B (mg/L)				380	1.25					380	4		400	8		370	8		380	8		350	5		380	5		370	5		363	5	
Methane RSK-175 (µg/L)				<	5	U				1	1.7	J	0.7	0.87	J	1.9	0.87		1.4	0.87		<	2	U	<	2	U	<	2	U	4	1	
Carbon Dioxide SM 2320B (mg/L)[1]				169	10					167	1.8		170	0.88		160	0.88		170	0.1		154	1		167	1		160	1		160	5	

Notes:
Analysis methods listed are accurate for most current sampling event. Previous analysis methods may be different.

[1]Carbon dioxide calculated from alkalinity results. Values for 2003 and 2004 were modified to be consistent with previous years' results.

< = less than reporting limit
µg/L = micrograms per liter
ID = identification number
J = estimated
LOQ = limit of quantification
mg/L = milligrams per liter
Qual = qualifier
RL = reporting limit
RSK = Robert S. Kerr Environmental Research Laboratory
SM = Standard Method
U = nondetect
USEPA = United States Environmental Protection Agency

TABLE E.2.1-3
CORNHUSKER ARMY AMMUNITION PLANT
WELL G0013-NATURAL ATTENUATION PARAMETERS

FIELD ID	G0013			G0013			G0013		
COLLECT DATE	3/17/2000			3/29/1999			6/23/1998		
	Result	RL	Qual	Result	RL	Qual	Result	RL	Qual
NATURAL ATTENUATION PARAMETERS									
Ammonia USEPA 350.1 (mg/L)	0.473	0.1		0.369	0.1		0.363	0.1	
Total Kjeldahl Nitrogen USEPA 351.2 (mg/L)	1	0.1		0.703	0.1		0.221	0.1	
Nitrate/Nitrite USEPA 353.2 (mg/L)	<	1	U	<	1	U	<	1	U
Sulfide SM 9034 (mg/L)	<	1	UJ	<	1	U	<	1	U
Sulfate USEPA 9056A (mg/L)	1260	10		1270	10		1020	10	
Dissolved Organic Carbon SM 9060A (mg/L)	<	5	U	6.8	5		16.1	5	
Alkalinity SM 2320B (mg/L)	409	5		427	5		374	5	
Methane RSK-175 (µg/L)	5.1	1		6.71	1		4.06	1	
Carbon Dioxide SM 2320B (mg/L)[1]	180	2.2		188	2.2		165	2.2	

Notes:
Analysis methods listed are accurate for most current sampling event. Previous analysis methods may be different.

[1]Carbon dioxide calculated from alkalinity results. Values for 2003 and 2004 were modified to be consistent with previous years' results.

< = less than reporting limit
µg/L = micrograms per liter
ID = identification number
J = estimated
LOQ = limit of quantification
mg/L = milligrams per liter
Qual = qualifier
RL = reporting limit
RSK = Robert S. Kerr Environmental Research Laboratory
SM = Standard Method
U = nondetect
USEPA = United States Environmental Protection Agency

TABLE E.2.1-4
CORNHUSKER ARMY AMMUNITION PLANT
WELL G0014-NATURAL ATTENUATION PARAMETERS

FIELD ID	G0014			G0014			G0014			G0014			G0014			G0014			G0014			G0014			G0014			G0014			G0014		
COLLECT DATE	None			3/8/2013			3/5/2012			None			3/14/2007			3/29/2006			3/23/2005			3/17/2004			3/21/2003			3/25/2002			3/28/2001		
	Result	RL	Qual	Result	RL	Qual	Result	RL	Qual	Result	RL	Qual	Result	RL	Qual	Result	RL	Qual	Result	RL	Qual	Result	RL	Qual	Result	RL	Qual	Result	RL	Qual	Result	RL	Qual
NATURAL ATTENUATION PARAMETERS																																	
Ammonia USEPA 350.1 (mg/L)				2.45	0.25		0.188	0.25	J				0.089	0.05		0.19	0.05		0.49	0.05		1.5	0.2		1.6	0.2	J	<	0.63	U	0.544	0.1	
Total Kjeldahl Nitrogen USEPA 351.2 (mg/L)	**Abandoned**			0.952	1	J	3.48	1		**Not Sampled**			<	1	U	1.2	1		<	1	U	1.5	0.2		1.6	0.2		0.84	0.4		1.09	0.1	
Nitrate/Nitrite USEPA 353.2 (mg/L)	**2013**			1.12	0.1		<	0.1	U	**in 2008, 2009, 2010,**			<	0.05	U	0.072	0.05		0.12	0.05		<	1	U	<	0.2	UJ	0.11	0.1		<	0.5	U
Sulfide SM 9034 (mg/L)				<	2	U	0.2	2	J	**2011**			<	1	U	<	1	U	<	1	U	<	1	U	1.1	1		<	1	U	<	1	U
Sulfate USEPA 9056A (mg/L)				892	25		999	25					1300	100		900	100		650	100		630	40		980	50		750	50		726	50	
Dissolved Organic Carbon SM 9060A (mg/L)				4.77	1		<	1	U				4.8	1		5.1	1		4.3	1		3.7	1		5.4	1		4.5	1		<	5	U
Alkalinity SM 2320B (mg/L)				418	1.25		390	1.25					420	8		380	8		380	8		340	5		430	5		450	5		375	5	
Methane RSK-175 (µg/L)				<	5	U	<	5	U				0.93	0.87		0.87	0.87		1.1	0.87		<	2	U	<	2	U	<	2	U	2.5	1	
Carbon Dioxide SM 2320B (mg/L)[1]				186	10		173.3	1.25					190	0.88		170	0.88		170	0.1		150	1		189	1		198	1		165	5	

Notes:
Analysis methods listed are accurate for most current sampling event. Previous analysis methods may be different.

[1]Carbon dioxide calculated from alkalinity results. Values for 2003 and 2004 were modified to be consistent with previous years' results.

< = less than reporting limit
µg/L = micrograms per liter
ID = identification number
J = estimated
LOQ = limit of quantification
mg/L = milligrams per liter
Qual = qualifier
RL = reporting limit
RSK = Robert S. Kerr Environmental Research Laboratory
SM = Standard Method
U = nondetect
USEPA = United States Environmental Protection Agency

TABLE E.2.1-4
CORNHUSKER ARMY AMMUNITION PLANT
WELL G0014-NATURAL ATTENUATION PARAMETERS

FIELD ID	G0014			G0014			G0014		
COLLECT DATE	3/17/2000			3/29/1999			6/23/1998		
	Result	RL	Qual	Result	RL	Qual	Result	RL	Qual
NATURAL ATTENUATION PARAMETERS									
Ammonia USEPA 350.1 (mg/L)	0.223	0.1		0.115	0.1		0.199	0.1	
Total Kjeldahl Nitrogen USEPA 351.2 (mg/L)	0.347	0.1		0.461	0.1		0.169	0.1	
Nitrate/Nitrite USEPA 353.2 (mg/L)	<	1	U	<	1	U	<	1	U
Sulfide SM 9034 (mg/L)	<	1	UJ	<	1	U	<	1	U
Sulfate USEPA 9056A (mg/L)	483	5		496	10		277	5	
Dissolved Organic Carbon SM 9060A (mg/L)	13	5		7	5		12	5	
Alkalinity SM 2320B (mg/L)	391	5		436	5		432	5	
Methane RSK-175 (µg/L)	10	1		59.8	5		21.7	1	
Carbon Dioxide SM 2320B (mg/L)[1]	172	2.2		192	2.2		190	2.2	

Notes:
Analysis methods listed are accurate for most current sampling event. Previous analysis methods may be different.

[1]Carbon dioxide calculated from alkalinity results. Values for 2003 and 2004 were modified to be consistent with previous years' results.

< = less than reporting limit
µg/L = micrograms per liter
ID = identification number
J = estimated
LOQ = limit of quantification
mg/L = milligrams per liter
Qual = qualifier
RL = reporting limit
RSK = Robert S. Kerr Environmental Research Laboratory
SM = Standard Method
U = nondetect
USEPA = United States Environmental Protection Agency

TABLE E.2.1-5
CORNHUSKER ARMY AMMUNITION PLANT
WELL G0015-NATURAL ATTENUATION PARAMETERS

FIELD ID	G0015			G0015			G0015			G0015			G0015			G0015			G0015			G0015			G0015			G0015			G0015		
COLLECT DATE	None			3/12/2013			3/8/2012			3/9/2011			3/1/2010			3/11/2009			3/13/2008			3/14/2007			3/28/2006			3/17/2005			3/23/2004		
	Result	RL	Qual	Result	RL	Qual	Result	RL	Qual	Result	RL	Qual	Result	RL	Qual	Result	RL	Qual	Result	RL	Qual	Result	RL	Qual	Result	RL	Qual	Result	RL	Qual	Result	RL	Qual
NATURAL ATTENUATION PARAMETERS																																	
Ammonia USEPA 350.1 (mg/L)				0.281	0.25	J	<	0.25	U	<	0.25	UJ	<	0.1	UJ	<	0.05	U	0.21	0.05	J	<	0.05	U	<	0.05	U	0.07	0.05		0.2	0.2	J
Total Kjeldahl Nitrogen USEPA 351.2 (mg/L)	**Abandoned**			<	1	U	<	1	UJ	<	1	UJ	0.34	1	J	<	1	UJ	1.3	1	J	<	1	U	<	1	U	1.4	1		<	0.39	U
Nitrate/Nitrite USEPA 353.2 (mg/L)	**2013**			0.223	0.1		0.035	0.1	J	0.073	0.1	J	<	0.1	U	<	0.5	U	<	0.05	U	0.14	0.05	J	0.32	0.05		0.15	0.05		0.61	0.1	J
Sulfide SM 9034 (mg/L)				0.2	2	J	0.2	2	J	0.2	2	J	<	4	U	<	1	U	<	1	U	<	1	U	<	1	U	1	1		<	1	U
Sulfate USEPA 9056A (mg/L)				392	10		433	25		527	25		460	50		400	20		480	100	J	710	100	J	620	50	J	660	50	J	580	40	
Dissolved Organic Carbon SM 9060A (mg/L)				2.51	1		3.28	1		3.43	1		3.1	1		3.3	1	J	3.7	1		3.9	1		4.1	1		4.2	1		3.8	1	
Alkalinity SM 2320B (mg/L)				368	1.25	J	305	1.25		340	1		320	5		280	20		330	4		420	8		410	8		450	8		410	5	
Methane RSK-175 (µg/L)				0.37	5	J	<	5	U	<	5	UJ	<	5	UJ	0.49	0.31		<	1.7	U	<	0.87	U	<	0.87	U	0.57	0.87	J	<	2	U
Carbon Dioxide SM 2320B (mg/L)[1]				164	10		135.6	10		151	0.4		140	2.2		120	0.22		145	0.88		180	0.88		180	0.88		200	0.1		180	1	

Notes:
Analysis methods listed are accurate for most current sampling event. Previous analysis methods may be different.

[1]Carbon dioxide calculated from alkalinity results. Values for 2003 and 2004 were modified to be consistent with previous years' results.

< = less than reporting limit
µg/L = micrograms per liter
ID = identification number
J = estimated
LOQ = limit of quantification
mg/L = milligrams per liter
Qual = qualifier
RL = reporting limit
RSK = Robert S. Kerr Environmental Research Laboratory
SM = Standard Method
U = nondetect
USEPA = United States Environmental Protection Agency

TABLE E.2.1-5
CORNHUSKER ARMY AMMUNITION PLANT
WELL G0015-NATURAL ATTENUATION PARAMETERS

FIELD ID	G0015			G0015			G0015			G0015			G0015			G0015		
COLLECT DATE	3/20/2003			3/26/2002			3/27/2001			3/20/2000			3/29/1999			6/23/1998		
	Result	RL	Qual	Result	RL	Qual	Result	RL	Qual	Result	RL	Qual	Result	RL	Qual	Result	RL	Qual
NATURAL ATTENUATION PARAMETERS																		
Ammonia USEPA 350.1 (mg/L)	<	0.2	U	<	0.2	U	<	0.1	U	<	0.1	U	<	0.1	U	0.129	0.1	
Total Kjeldahl Nitrogen USEPA 351.2 (mg/L)	0.38	0.2		0.37	0.4	J	0.422	0.1		0.385	0.1		0.315	0.1		<	0.1	U
Nitrate/Nitrite USEPA 353.2 (mg/L)	<	0.2	U	0.27	0.1		<	0.5	U	<	1	U	<	1	U	<	1	U
Sulfide SM 9034 (mg/L)	<	1	U	<	1	U	<	1	U	<	1	U	<	1	U	<	1	U
Sulfate USEPA 9056A (mg/L)	790	50	J	710	50		722	100		960	10		571	10		610	5	
Dissolved Organic Carbon SM 9060A (mg/L)	5.3	1		4.8	1		<	5	U	6.4	5		8.8	5		14.9	5	
Alkalinity SM 2320B (mg/L)	490	5		140	5		410	5		455	5		456	5		423	5	
Methane RSK-175 (µg/L)	<	2	U	<	2	U	0.7	1	J	<	1	U	<	1	U	1.55	1	
Carbon Dioxide SM 2320B (mg/L)[1]	216	1		62	1		180	5		200	2.2		201	2.2		186	2.2	

Notes:
Analysis methods listed are accurate for most current sampling event. Previous analysis methods may be different.

[1]Carbon dioxide calculated from alkalinity results. Values for 2003 and 2004 were modified to be consistent with previous years' results.

< = less than reporting limit
µg/L = micrograms per liter
ID = identification number
J = estimated
LOQ = limit of quantification
mg/L = milligrams per liter
Qual = qualifier
RL = reporting limit
RSK = Robert S. Kerr Environmental Research Laboratory
SM = Standard Method
U = nondetect
USEPA = United States Environmental Protection Agency

TABLE E.2.1-6
CORNHUSKER ARMY AMMUNITION PLANT
WELL G0016-NATURAL ATTENUATION PARAMETERS

FIELD ID	G0016			G0016			G0016			G0016			G0016			G0016			G0016			G0016			G0016			G0016			G0016		
COLLECT DATE	None			None			3/8/2013			3/7/2012			3/9/2011			3/3/2010			3/11/2009			3/13/2008			3/14/2007			3/28/2006			3/17/2005		
	Result	RL	Qual	Result	RL	Qual	Result	RL	Qual	Result	RL	Qual	Result	RL	Qual	Result	RL	Qual	Result	RL	Qual	Result	RL	Qual	Result	RL	Qual	Result	RL	Qual	Result	RL	Qual
NATURAL ATTENUATION PARAMETERS																																	
Ammonia USEPA 350.1 (mg/L)							0.944	0.25		<	0.25	U	<	0.25	UJ	<	0.1	U	<	0.05	U	0.19	0.05		<	0.05	U	<	0.05	U	<	0.05	U
Total Kjeldahl Nitrogen USEPA 351.2 (mg/L)	**Abandoned**			**Not Sampled**			<	1	U	<	1	UJ	<	1	UJ	0.27	1	J	<	1	U	1.1	1		<	1	U	<	1	U	1.3	1	
Nitrate/Nitrite USEPA 353.2 (mg/L)	**2016**			**in 2014, 2015, 2016**			1.71	0.1		2.4	0.1		2.1	0.1		1.2	0.1		0.51	0.5		0.53	0.05		1.2	1	J	0.36	0.05		0.47	0.05	
Sulfide SM 9034 (mg/L)							0.2	2	J	0.4	2	J	0.4	2	J	<	4	U	<	1	U	<	1	U	<	1	U	<	1	U	<	1	U
Sulfate USEPA 9056A (mg/L)							333	10		422	25		527	25		410	100		860	50	J	610	100		460	50		620	50		490	50	
Dissolved Organic Carbon SM 9060A (mg/L)							3.4	1		4	1		3.86	1		3.6	1		3	1		4.5	1		3.7	1		4.3	1		4	1	
Alkalinity SM 2320B (mg/L)							410	1.25		410	1.25		355	1		400	5		380	20		400	4		360	8		390	8		390	8	
Methane RSK-175 (µg/L)							<	5	U	<	5	U	<	5	UJ	<	5	U	0.22	0.31	J	<	1.7	U	<	0.87	U	<	0.87	U	<	0.87	U
Carbon Dioxide SM 2320B (mg/L)[1]							182	10		182.2	10		158	0.4		170	2.2		170	0.22		176	0.88		160	0.88		170	0.88		170	0.1	

Notes:
Analysis methods listed are accurate for most current sampling event. Previous analysis methods may be different.

[1]Carbon dioxide calculated from alkalinity results. Values for 2003 and 2004 were modified to be consistent with previous years' results.

< = less than reporting limit
µg/L = micrograms per liter
ID = identification number
J = estimated
LOQ = limit of quantification
mg/L = milligrams per liter
Qual = qualifier
RL = reporting limit
RSK = Robert S. Kerr Environmental Research Laboratory
SM = Standard Method
U = nondetect
USEPA = United States Environmental Protection Agency

TABLE E.2.1-6
CORNHUSKER ARMY AMMUNITION PLANT
WELL G0016-NATURAL ATTENUATION PARAMETERS

FIELD ID	G0016			G0016			G0016			G0016			G0016			G0016			G0016			G0016		
COLLECT DATE	3/17/2004			3/20/2003			3/26/2002			3/27/2001			3/21/2000			3/31/1999			6/26/1998					
	Result	RL	Qual	Result	RL	Qual	Result	RL	Qual	Result	RL	Qual	Result	RL	Qual	Result	RL	Qual	Result	RL	Qual			
NATURAL ATTENUATION PARAMETERS																								
Ammonia USEPA 350.1 (mg/L)	<	0.2	U	<	0.2	U	0.05	0.2	J	<	0.1	U	<	0.1	U	<	0.1	U	<	0.1	U			
Total Kjeldahl Nitrogen USEPA 351.2 (mg/L)	0.34	0.2		0.45	0.2		0.84	0.4		0.416	0.1		0.358	0.1		0.433	0.1		0.221	0.1				
Nitrate/Nitrite USEPA 353.2 (mg/L)	1.9	0.1		3.9	0.1		2.2	0.1		2.69	0.5		<	1	U	1.66	1		2.08	1				
Sulfide SM 9034 (mg/L)	<	1	U	<	1	U	<	1	U	<	1	U	<	1	U	<	1	U	<	1	U			
Sulfate USEPA 9056A (mg/L)	400	20		380	25		420	25		399	25		39.9	1		390	5		298	5				
Dissolved Organic Carbon SM 9060A (mg/L)	3.3	1		3.4	1		3.8	1		<	5	U	18.4	5		13.1	5		10.9	5				
Alkalinity SM 2320B (mg/L)	380	5		260	5		360	5		350	5		391	5		392	5		384	5				
Methane RSK-175 (µg/L)	<	2	U	<	2	U	<	2	U	<	1	U	<	1	U	<	1	U	<	1	U			
Carbon Dioxide SM 2320B (mg/L)[1]	167	1		114	1		160	1		154	5		172	2.2		172	2.2		169	2.2				

Notes:
Analysis methods listed are accurate for most current sampling event. Previous analysis methods may be different.

[1]Carbon dioxide calculated from alkalinity results. Values for 2003 and 2004 were modified to be consistent with previous years' results.

< = less than reporting limit
µg/L = micrograms per liter
ID = identification number
J = estimated
LOQ = limit of quantification
mg/L = milligrams per liter
Qual = qualifier
RL = reporting limit
RSK = Robert S. Kerr Environmental Research Laboratory
SM = Standard Method
U = nondetect
USEPA = United States Environmental Protection Agency

TABLE E.2.1-7
CORNHUSKER ARMY AMMUNITION PLANT
WELL G0017-NATURAL ATTENUATION PARAMETERS

FIELD ID	G0017					G0017					G0017					G0017					G0017					G0017				
COLLECT DATE	5/20/2022					5/25/2021					6/11/2020					6/5/2019					3/14/2018					3/24/2017				
	Result	Qual	DL	LOD	LOQ	Result	Qual	DL	LOD	LOQ	Result	Qual	DL	LOD	LOQ	Result	Qual	DL	LOD	LOQ	Result	Qual	DL	LOD	LOQ	Result	Qual	DL	LOD	LOQ
NATURAL ATTENUATION PARAMETERS																														
Ammonia USEPA 350.1 (mg/L)	0.062	J	0.029	0.05	0.1	<	U	0.022	0.05	0.1	0.12		0.022	0.05	0.1	<	U	0.022	0.05	0.1	0.13		0.02	0.05	0.1	0.18		0.022	0.05	0.1
Total Kjeldahl Nitrogen USEPA 351.2 (mg/L)	<	U	0.69	0.8	1	0.71	J	0.69	1	1	0.83	J	0.69	1	1	<	U	0.69	1	1	<	U	0.18	0.5	1	1.1		0.18	0.5	1
Nitrate/Nitrite USEPA 353.2 (mg/L)	<	UJ	0.044	0.05	0.1	<	U	0.019	0.05	0.1	<	U	0.019	0.05	0.1	<	U	0.019	0.05	0.1	<	U	0.02	0.05	0.1	<	U	0.019	0.05	0.1
Sulfide SM 9034 (mg/L)	3.2	J	1.6	2	4	6.4		0.79	1.9	4	8.0		0.79	1.9	4	8.0		0.79	1.9	4	8.8		0.79	1.9	4	13		0.79	1.9	4
Sulfate USEPA 9056A (mg/L)	250		5.2	13	25	540		5.2	13	25	340		5.2	15	25	380	J	5.2	15	25	330		1.2	2.5	25	190		2.3	5	50
Dissolved Organic Carbon SM 9060A (mg/L)	5.5		0.35	0.8	1	7.6		0.35	0.8	1	7.1		0.35	1	1	7.7		0.16	0.5	1	5.1		0.16	0.5	1	5.5		0.16	0.5	1
Alkalinity SM 2320B (mg/L)	460		3.1	6.4	10	440		3.1	6.4	10	410		3.1	10	10	480		3.1	10	10	500		1.1	3.2	5	490		1.1	3.2	5
Methane RSK-175 (µg/L)	2800		0.63	1.3	5	1500		0.63	2	5	8500		1.9	6	15	5400		0.63	2	5	8200	J	0.22	0.8	5	13000		0.44	1.6	10
Carbon Dioxide SM 2320B (mg/L)[1]	204		3.1	6.4	10	196		3.1	6.4	10	182		3.1	10	10	213.33		3.1	10	10	222.22		1.1	3.2	5	217.78		1.1	3.2	5

Notes:
Analysis methods listed are accurate for most current sampling event. Previous analysis methods may be different.

[1]Carbon dioxide calculated from alkalinity results. Values for 2003 and 2004 were modified to be consistent with previous years' results.

< = less than reporting limit
µg/L = micrograms per liter
ID = identification number
J = estimated
LOQ = limit of quantification
mg/L = milligrams per liter
Qual = qualifier
RL = reporting limit
RSK = Robert S. Kerr Environmental Research Laboratory
SM = Standard Method
U = nondetect
USEPA = United States Environmental Protection Agency

TABLE E.2.1-7
CORNHUSKER ARMY AMMUNITION PLANT
WELL G0017-NATURAL ATTENUATION PARAMETERS

FIELD ID	G0017					G0017					G0017			G0017			G0017			G0017			G0017			G0017			G0017		
COLLECT DATE	8/8/2016					8/6/2015					8/7/2014			3/8/2013			3/7/2012			3/7/2011			3/3/2010			3/11/2009			3/13/2008		
	Result	DL	LOD	LOQ	Qual	Result	DL	LOD	LOQ	Qual	Result	LOQ	Qual	Result	RL	Qual	Result	RL	Qual	Result	RL	Qual	Result	RL	Qual	Result	RL	Qual	Result	RL	Qual
NATURAL ATTENUATION PARAMETERS																															
Ammonia USEPA 350.1 (mg/L)	0.14	0.022	0.050	0.10		0.088	0.022	0.05	0.1	J	0.15	0.1		1.42	0.25		<	0.25	U	0.204	0.25	J	1.7	0.1		<	0.05	U	0.071	0.05	
Total Kjeldahl Nitrogen USEPA 351.2 (mg/L)	0.63	0.18	0.50	1.0	J	0.45	0.18	0.5	1	J	0.66	1	J	0.615	1	J	2.1	1		1.72	1		1.1	1		<	1	U	1.1	1	
Nitrate/Nitrite USEPA 353.2 (mg/L)	0.23	0.019	0.050	0.10		<	0.019	0.05	0.1	U	<	0.1	U	0.024	0.1	J	0.0426	0.1	J	0.249	0.1		0.16	0.1		0.85	0.05		0.23	0.05	
Sulfide SM 9034 (mg/L)	14	0.79	1.9	4.0		24	0.79	1.9	4		21	4		22	2		56	2		12	2		34	4		<	1	U	<	1	U
Sulfate USEPA 9056A (mg/L)	350	2.3	5.0	50		410	1.2	2.5	25		330	5	J	544	25		439	25		73.8	1		45	5		760	50		580	100	
Dissolved Organic Carbon SM 9060A (mg/L)	6.6	0.16	0.50	1.0		12	0.16	0.5	1		36	1		58.4	1		673	1		864	1		220	6.2		4.8	1		4.9	1	
Alkalinity SM 2320B (mg/L)	450	1.1	3.2	5.0		460	1.1	3.2	5		510	5		462	1.25		760	1.25		575	1		660	5		360	20		390	4	
Methane RSK-175 (µg/L)	9600	0.22	0.80	5.0		7800	0.22	0.8	5		10000	5		2400	100		3800	250		2100	100		4900	50		1.5	0.31		<	1.7	U
Carbon Dioxide SM 2320B (mg/L)[1]	200	1.1	3.2	5.0		204.44	1.1	3.2	5		226.67	5		205	10		337.78	10		256	0.4		290	2.2		160	0.22		172	0.88	

Notes:
Analysis methods listed are accurate for most current sampling event. Previous analysis methods may be different.

[1]Carbon dioxide calculated from alkalinity results. Values for 2003 and 2004 were modified to be consistent with previous years' results.

< = less than reporting limit
µg/L = micrograms per liter
ID = identification number
J = estimated
LOQ = limit of quantification
mg/L = milligrams per liter
Qual = qualifier
RL = reporting limit
RSK = Robert S. Kerr Environmental Research Laboratory
SM = Standard Method
U = nondetect
USEPA = United States Environmental Protection Agency

TABLE E.2.1-7
CORNHUSKER ARMY AMMUNITION PLANT
WELL G0017-NATURAL ATTENUATION PARAMETERS

FIELD ID	G0017			G0017			G0017			G0017			G0017			G0017			G0017			G0017			G0017			G0017			G0017		
COLLECT DATE	3/14/2007			3/16/2006			3/17/2005			3/23/2004			3/20/2003			3/26/2002			3/27/2001			3/21/2000			3/31/1999			6/26/1998		
	Result	RL	Qual	Result	RL	Qual	Result	RL	Qual	Result	RL	Qual	Result	RL	Qual	Result	RL	Qual	Result	RL	Qual	Result	RL	Qual	Result	RL	Qual	Result	RL	Qual
NATURAL ATTENUATION PARAMETERS																														
Ammonia USEPA 350.1 (mg/L)	<	0.05	U	<	0.05	U	0.06	0.05		0.34	0.2		<	0.2	U	<	0.2	U	<	0.1	U	<	0.1	U	<	0.1	U	<	0.1	U
Total Kjeldahl Nitrogen USEPA 351.2 (mg/L)	<	1	U	<	1	UJ	1.5	1		<	0.61	U	0.39	0.2		0.65	0.4		0.289	0.1		0.309	0.1		0.521	0.1		0.198	0.1	
Nitrate/Nitrite USEPA 353.2 (mg/L)	0.081	0.05		<	0.25	U	0.9	0.05		2	0.1		1.5	0.1		1.4	0.1		0.976	0.5		1.12	1		1.37	1		2.54	1	
Sulfide SM 9034 (mg/L)	<	1	U	<	1	U	<	1	U	<	1	U	<	1	U	<	1	U	<	1	U	<	1	U	<	1	U	<	1	U
Sulfate USEPA 9056A (mg/L)	810	100		610	100		420	50		220	20		400	25		260	10		202	5		181	2		273	5		329	5	
Dissolved Organic Carbon SM 9060A (mg/L)	4.9	1		4.5	1		4.2	1		3.3	1		4.4	1		3.8	1		<	5	U	11.1	5		14.3	5		8.3	5	
Alkalinity SM 2320B (mg/L)	400	8		390	8		390	8		350	5		370	5		370	5		350	5		358	5		474	5		398	5	
Methane RSK-175 (µg/L)	<	0.87	U	<	0.87	U	<	0.87	U	<	2	U	<	2	U	<	2	U	0.63	1	J	<	1	U	<	1	U	<	1	U
Carbon Dioxide SM 2320B (mg/L)[1]	180	0.88		170	0.88		170	0.1		154	1		163	1		160	1		154	5		158	2.2		209	2.2		175	2.2	

Notes:
Analysis methods listed are accurate for most current sampling event. Previous analysis methods may be different.

[1]Carbon dioxide calculated from alkalinity results. Values for 2003 and 2004 were modified to be consistent with previous years' results.

< = less than reporting limit
µg/L = micrograms per liter
ID = identification number
J = estimated
LOQ = limit of quantification
mg/L = milligrams per liter
Qual = qualifier
RL = reporting limit
RSK = Robert S. Kerr Environmental Research Laboratory
SM = Standard Method
U = nondetect
USEPA = United States Environmental Protection Agency

TABLE E.2.1-8
CORNHUSKER ARMY AMMUNITION PLANT
WELL G0018-NATURAL ATTENUATION PARAMETERS

FIELD ID	G0018			G0018			G0018			G0018			G0018			G0018			G0018			G0018			G0018			G0018			G0018		
COLLECT DATE	None			None			3/14/2013			3/8/2012			3/9/2011			3/3/2010			3/11/2009			3/14/2008			3/15/2007			3/28/2006			3/16/2005		
	Result	RL	Qual	Result	RL	Qual	Result	RL	Qual	Result	RL	Qual	Result	RL	Qual	Result	RL	Qual	Result	RL	Qual	Result	RL	Qual	Result	RL	Qual	Result	RL	Qual	Result	RL	Qual
NATURAL ATTENUATION PARAMETERS																																	
Ammonia USEPA 350.1 (mg/L)							1.02	0.25		1.5	0.25		0.621	0.25		0.5	0.1		0.72	0.05		3.4	0.1		3.3	0.05		1.4	0.05		0.77	0.05	
Total Kjeldahl Nitrogen USEPA 351.2 (mg/L)	**Abandoned**			**Not Sampled**			0.984	1	U	<	1	U	1.14	1		0.48	1	J	<	1	U	4.1	1	J	3.2	1		1.8	1		2.3	1	
Nitrate/Nitrite USEPA 353.2 (mg/L)	**2020**			**in 2014, 2015, 2016**			6.52	0.1		6.31	0.1		5.32	0.1		6.1	0.1		0.56	0.5		1.3	0.05		1.7	1		2.7	0.1		2.4	0.05	
Sulfide SM 9034 (mg/L)				**2017, 2018, 2019**			<	2	J	0.2	2	J	0.2	2	J	<	4	U	<	1	U	<	1	U	3	1		<	1	U	<	1	U
Sulfate USEPA 9056A (mg/L)							37.3	1		535	25		484	25		480	100		480	50		520	100		460	100		470	50		450	50	
Dissolved Organic Carbon SM 9060A (mg/L)							3.45	1		4	1		4.27	1		4	1		4.3	1		4	1		4	1		4.3	1		4	1	
Alkalinity SM 2320B (mg/L)							350	1.25		375	1.25		345	1		390	5		440	20		410	4		420	8		430	8		440	8	
Methane RSK-175 (µg/L)							<	5	J	2.2	5	J	<	5	UJ	0.74	5	J	<	0.31	U	1.1	1.7	J	1.6	0.87		1.1	0.87		0.69	0.87	J
Carbon Dioxide SM 2320B (mg/L)[1]							156	10		166.7	10		153	0.4		170	2.2		190	0.22		180	0.88		190	0.88		190	0.88		190	0.1	

Notes:
Analysis methods listed are accurate for most current sampling event. Previous analysis methods may be different.

[1]Carbon dioxide calculated from alkalinity results. Values for 2003 and 2004 were modified to be consistent with previous years' results.

< = less than reporting limit
µg/L = micrograms per liter
ID = identification number
J = estimated
LOQ = limit of quantification
mg/L = milligrams per liter
Qual = qualifier
RL = reporting limit
RSK = Robert S. Kerr Environmental Research Laboratory
SM = Standard Method
U = nondetect
USEPA = United States Environmental Protection Agency

TABLE E.2.1-8
CORNHUSKER ARMY AMMUNITION PLANT
WELL G0018-NATURAL ATTENUATION PARAMETERS

FIELD ID	G0018			G0018			G0018			G0018			G0018			G0018			G0018		
COLLECT DATE	3/17/2004			3/18/2003			3/22/2002			3/26/2001			3/20/2000			3/29/1999			6/18/1998		
	Result	RL	Qual	Result	RL	Qual	Result	RL	Qual	Result	RL	Qual	Result	RL	Qual	Result	RL	Qual	Result	RL	Qual
NATURAL ATTENUATION PARAMETERS																					
Ammonia USEPA 350.1 (mg/L)	0.37	0.2		<	0.45	U	0.23	0.2		0.109	0.1		<	0.1	U	<	0.1	U	0.09	0.1	J
Total Kjeldahl Nitrogen USEPA 351.2 (mg/L)	1.1	0.2		0.97	0.2	J	0.44	0.2		0.35	0.1		0.268	0.1		0.212	0.1		0.04	0.1	J
Nitrate/Nitrite USEPA 353.2 (mg/L)	4.5	1		3.4	0.1		3.1	0.1		2.36	0.5		2.52	1		2.32	1		2.55	1	
Sulfide SM 9034 (mg/L)	<	1	U	<	1	U	1.6	1		<	1	U	<	1	U	<	1	U	<	1	U
Sulfate USEPA 9056A (mg/L)	380	20		420	0.4		360	25		302	5		328	2		182	10		195	2	
Dissolved Organic Carbon SM 9060A (mg/L)	3.7	1		3.4	1		3.5	1		<	5	U	<	5	U	8.5	5		5.2	5	
Alkalinity SM 2320B (mg/L)	420	5		390	5		410	5		323	5		351	5		300	5		289	5	
Methane RSK-175 (µg/L)	<	2	U	<	2	U	<	2	U	<	1	U	<	1	U	<	1	U	<	1	U
Carbon Dioxide SM 2320B (mg/L)[1]	185	1		172	1		180	1		142	5		154	2.2		132	2.2		127	2.2	

Notes:
Analysis methods listed are accurate for most current sampling event. Previous analysis methods may be different.

[1]Carbon dioxide calculated from alkalinity results. Values for 2003 and 2004 were modified to be consistent with previous years' results.

< = less than reporting limit
µg/L = micrograms per liter
ID = identification number
J = estimated
LOQ = limit of quantification
mg/L = milligrams per liter
Qual = qualifier
RL = reporting limit
RSK = Robert S. Kerr Environmental Research Laboratory
SM = Standard Method
U = nondetect
USEPA = United States Environmental Protection Agency

TABLE E.2.1-9
CORNHUSKER ARMY AMMUNITION PLANT
WELL G0019-NATURAL ATTENUATION PARAMETERS

FIELD ID	G0019			G0019			G0019			G0019			G0019			G0019			G0019			G0019			G0019			G0019			G0019		
COLLECT DATE	None			None			3/19/2013			3/14/2012			3/10/2011			3/15/2010			3/12/2009			3/19/2008			3/14/2007			3/28/2006			3/17/2005		
	Result	RL	Qual	Result	RL	Qual	Result	RL	Qual	Result	RL	Qual	Result	RL	Qual	Result	RL	Qual	Result	RL	Qual	Result	RL	Qual	Result	RL	Qual	Result	RL	Qual	Result	RL	Qual
NATURAL ATTENUATION PARAMETERS																																	
Ammonia USEPA 350.1 (mg/L)							<	0.25	U	<	0.25	UJ	<	0.25	UJ	<	0.1	U	<	0.05	U	0.15	0.05		<	0.05	U	<	0.05	U	<	0.05	U
Total Kjeldahl Nitrogen USEPA 351.2 (mg/L)	**Abandoned**			**Not Sampled**			0.498	1	J	<	1	UJ	0.415	1	J	0.24	1	J	<	1	U	<	1	U	<	1	U	<	1	U	1.3	1	
Nitrate/Nitrite USEPA 353.2 (mg/L)	**2014**			**in 2014**			0.803	0.1		0.419	0.1		0.324	0.1		0.58	0.1	J	0.81	0.05		0.45	0.05		1.3	1	J	2.1	0.05		1.2	0.05	
Sulfide SM 9034 (mg/L)							0.2	2	J	0.6	2	J	0.2	2	J	2.1	1		<	1	U	<	1	U	<	1	U	<	1	U	<	1	U
Sulfate USEPA 9056A (mg/L)							240	10		298	10		300	10		110	25		220	20	J	190	20		170	20		130	10		76	10	
Dissolved Organic Carbon SM 9060A (mg/L)							19.8	1		3.59	1		4.47	1		1.9	1		3.6	1		2.9	1		2.4	1		2.6	1		2.1	1	
Alkalinity SM 2320B (mg/L)							420	1.25		350	1.25		425	1		350	5		340	20		340	4		350	8		340	8		330	8	
Methane RSK-175 (µg/L)							160	5		210	10		160	5		<	5	U	<	0.31	U	2.4	1.7		<	0.87	U	<	0.87	U	<	0.87	U
Carbon Dioxide SM 2320B (mg/L)[1]							187	10		155.6	10		189	0.4		160	2.2		150	0.22		150	0.88		160	0.88		150	0.88		140	0.1	

Notes:
Analysis methods listed are accurate for most current sampling event. Previous analysis methods may be different.

[1]Carbon dioxide calculated from alkalinity results. Values for 2003 and 2004 were modified to be consistent with previous years' results.

< = less than reporting limit
µg/L = micrograms per liter
ID = identification number
J = estimated
LOQ = limit of quantification
mg/L = milligrams per liter
Qual = qualifier
RL = reporting limit
RSK = Robert S. Kerr Environmental Research Laboratory
SM = Standard Method
U = nondetect
USEPA = United States Environmental Protection Agency

TABLE E.2.1-9
CORNHUSKER ARMY AMMUNITION PLANT
WELL G0019-NATURAL ATTENUATION PARAMETERS

FIELD ID	G0019			G0019			G0019			G0019			G0019			G0019			G0019		
COLLECT DATE	3/17/2004			3/25/2003			3/26/2002			3/26/2001			3/21/2000			3/31/1999			6/22/1998		
	Result	RL	Qual	Result	RL	Qual	Result	RL	Qual	Result	RL	Qual	Result	RL	Qual	Result	RL	Qual	Result	RL	Qual
NATURAL ATTENUATION PARAMETERS																					
Ammonia USEPA 350.1 (mg/L)	<	0.2	U	<	0.2	U	0.92	0.2		<	0.1	U	<	0.1	U	<	0.1	U	<	0.1	U
Total Kjeldahl Nitrogen USEPA 351.2 (mg/L)	<	0.26	U	<	0.2	U	<	0.4	U	0.277	0.1		0.226	0.1		0.257	0.1		<	0.1	U
Nitrate/Nitrite USEPA 353.2 (mg/L)	<	0.1	U	0.79	0.1		0.73	0.1		0.492	0.5	J	<	1	U	<	1	U	0.89	1	J
Sulfide SM 9034 (mg/L)	<	1	U	<	1	U	<	1	U	<	1	U	<	1	U	<	1	U	<	1	U
Sulfate USEPA 9056A (mg/L)	75	2		78	5		94	5		135	2.5		105	2		114	5		104	1	
Dissolved Organic Carbon SM 9060A (mg/L)	<	1.9	U	1.8	1		2	1		7.1	5		6.3	5		9.1	5		9.4	5	
Alkalinity SM 2320B (mg/L)	320	5		400	5		400	5		393	5		356	5		410	5		368	5	
Methane RSK-175 (µg/L)	<	2	U	<	2	U	<	2	U	<	1	U	<	1	U	<	1	U	<	1	U
Carbon Dioxide SM 2320B (mg/L)[1]	141	1		176	1		180	1		173	5		157	2.2		180	2.2		162	2.2	

Notes:
Analysis methods listed are accurate for most current sampling event. Previous analysis methods may be different.

[1]Carbon dioxide calculated from alkalinity results. Values for 2003 and 2004 were modified to be consistent with previous years' results.

< = less than reporting limit
µg/L = micrograms per liter
ID = identification number
J = estimated
LOQ = limit of quantification
mg/L = milligrams per liter
Qual = qualifier
RL = reporting limit
RSK = Robert S. Kerr Environmental Research Laboratory
SM = Standard Method
U = nondetect
USEPA = United States Environmental Protection Agency

TABLE E.2.1-10
CORNHUSKER ARMY AMMUNITION PLANT
WELL G0020-NATURAL ATTENUATION PARAMETERS

FIELD ID	G0020			G0020			G0020			G0020			G0020			G0020			G0020			G0020			G0020			G0020			G0020		
COLLECT DATE	None			None			3/19/2013			3/8/2012			3/9/2011			3/16/2010			3/12/2009			3/19/2008			3/14/2007			3/17/2006			3/17/2005		
	Result	RL	Qual	Result	RL	Qual	Result	RL	Qual	Result	RL	Qual	Result	RL	Qual	Result	RL	Qual	Result	RL	Qual	Result	RL	Qual	Result	RL	Qual	Result	RL	Qual	Result	RL	Qual
NATURAL ATTENUATION PARAMETERS																																	
Ammonia USEPA 350.1 (mg/L)							0.671	0.25		<	0.25	U	<	0.25	UJ	<	0.1	U	<	0.05	U	<	0.05	U	<	0.05	U	<	0.05	U	0.05	0.05	
Total Kjeldahl Nitrogen USEPA 351.2 (mg/L)	**Abandoned**			**Not Sampled**			1.07	1		<	1	UJ	<	1	UJ	0.14	1	J	<	1	U	<	1	U	<	1	U	<	1	UJ	1.4	1	
Nitrate/Nitrite USEPA 353.2 (mg/L)	**2014**			**in 2014**			1.29	0.1		0.528	0.1		0.253	0.1		<	0.1	U	0.31	0.05		<	0.05	U	<	0.05	U	<	0.05	U	<	0.05	U
Sulfide SM 9034 (mg/L)							0.401	2	J	0.4	2	J	0.2	2	J	2.2	1		<	1	U	<	1	U	<	1	U	<	1	U	<	1	U
Sulfate USEPA 9056A (mg/L)							137	10		174	10		189	5		160	25		93	20		140	10		130	20		120	20		120	10	
Dissolved Organic Carbon SM 9060A (mg/L)							1.81	1		2.31	1		2.54	1		1.6	1		2.7	1		2.2	1		2.1	1		1.8	1		2.2	1	
Alkalinity SM 2320B (mg/L)							325	1.25		280	1.25		285	1		290	5		330	20		280	2		300	8		280	8		280	8	
Methane RSK-175 (µg/L)							<	5	U	1.8	5	J	<	5	UJ	1.6	5	J	<	0.31	U	<	1.7	U	<	0.87	U	<	0.87	U	0.4	0.87	J
Carbon Dioxide SM 2320B (mg/L)[1]							144	10		124.4	10		127	0.4		130	2.2		140	0.22		123	0.88		130	0.88		120	0.88		120	0.1	

Notes:
Analysis methods listed are accurate for most current sampling event. Previous analysis methods may be different.

[1]Carbon dioxide calculated from alkalinity results. Values for 2003 and 2004 were modified to be consistent with previous years' results.

< = less than reporting limit
µg/L = micrograms per liter
ID = identification number
J = estimated
LOQ = limit of quantification
mg/L = milligrams per liter
Qual = qualifier
RL = reporting limit
RSK = Robert S. Kerr Environmental Research Laboratory
SM = Standard Method
U = nondetect
USEPA = United States Environmental Protection Agency

TABLE E.2.1-10
CORNHUSKER ARMY AMMUNITION PLANT
WELL G0020-NATURAL ATTENUATION PARAMETERS

FIELD ID	G0020			G0020			G0020			G0020			G0020			G0020			G0020		
COLLECT DATE	3/17/2004			3/24/2003			3/25/2002			3/27/2001			3/21/2000			3/31/1999			6/23/1998		
	Result	RL	Qual	Result	RL	Qual	Result	RL	Qual	Result	RL	Qual	Result	RL	Qual	Result	RL	Qual	Result	RL	Qual
NATURAL ATTENUATION PARAMETERS																					
Ammonia USEPA 350.1 (mg/L)	<	0.2	U	<	0.2	U	2.4	0.4		<	0.1	U	0.086	0.1		<	0.1	U	<	0.1	U
Total Kjeldahl Nitrogen USEPA 351.2 (mg/L)	<	0.12	U	<	0.25	U	2.2	0.4		<	0.1	U	0.121	0.1		0.257	0.1		<	0.1	U
Nitrate/Nitrite USEPA 353.2 (mg/L)	<	0.19	U	1	0.1		0.45	0.1		<	0.5	U	<	1	U	<	1	U	0.76	1	J
Sulfide SM 9034 (mg/L)	<	1	U	1.9	1		<	1	U	<	1	U	<	1	U	<	1	U	<	1	U
Sulfate USEPA 9056A (mg/L)	120	4		78	5		110	5		106	5		73.5	2		68.9	5		67.6	0.4	
Dissolved Organic Carbon SM 9060A (mg/L)	<	1.8	U	<	1.6	U	2.1	1		<	5	U	<	5	U	7.6	5		10.7	5	
Alkalinity SM 2320B (mg/L)	250	5		330	5		290	5		247	5		291	5		333	5		281	5	
Methane RSK-175 (µg/L)	<	2	U	<	2	U	<	2	U	<	1	U	<	1	U	<	1.71	U	1.35	1	
Carbon Dioxide SM 2320B (mg/L)[1]	110	1		145	1		130	1		109	5		128	2.2		147	2.2		124	2.2	

Notes:
Analysis methods listed are accurate for most current sampling event. Previous analysis methods may be different.

[1]Carbon dioxide calculated from alkalinity results. Values for 2003 and 2004 were modified to be consistent with previous years' results.

< = less than reporting limit
µg/L = micrograms per liter
ID = identification number
J = estimated
LOQ = limit of quantification
mg/L = milligrams per liter
Qual = qualifier
RL = reporting limit
RSK = Robert S. Kerr Environmental Research Laboratory
SM = Standard Method
U = nondetect
USEPA = United States Environmental Protection Agency

TABLE E.2.1-11
CORNHUSKER ARMY AMMUNITION PLANT
WELL G0021-NATURAL ATTENUATION PARAMETERS

FIELD ID	G0021			G0021			G0021			G0021			G0021			G0021			G0021			G0021			G0021			G0021			G0021		
COLLECT DATE	None			None			3/14/2013			3/13/2012			3/11/2011			3/17/2010			3/12/2009			3/18/2008			3/15/2007			3/15/2006			3/16/2005		
	Result	RL	Qual	Result	RL	Qual	Result	RL	Qual	Result	RL	Qual	Result	RL	Qual	Result	RL	Qual	Result	RL	Qual	Result	RL	Qual	Result	RL	Qual	Result	RL	Qual	Result	RL	Qual
NATURAL ATTENUATION PARAMETERS																																	
Ammonia USEPA 350.1 (mg/L)							2.19	0.1		3.25	0.25		2.46	0.25		2.2	0.1	J	4.3	0.25		3.2	0.1		4.2	0.25		3.1	0.25		3.3	0.1	
Total Kjeldahl Nitrogen USEPA 351.2 (mg/L)	**Abandoned**			**Not Sampled**			2.32	0.25		3.83	1	J	2.67	1		2.6	1		4.9	1		3.7	1		4	1		3	1	J	3.4	1	
Nitrate/Nitrite USEPA 353.2 (mg/L)	**2020**			**in 2014, 2015, 2016**			1.61	1.25		<	0.1	U	<	0.1	UJ	0.063	0.1	J	0.081	0.05		<	0.05	U	5.4	1	J	7	0.25	J	7.4	0.25	
Sulfide SM 9034 (mg/L)				**2017, 2018, 2019**			0.2	1		0.4	2	J	0.2	2	J	<	1	U	<	1	U	4	1		<	1	U	<	1	U	<	1	U
Sulfate USEPA 9056A (mg/L)							25.3	2	J	154	5		137	5		150	25		190	20		82	10		160	20		110	10		88	10	
Dissolved Organic Carbon SM 9060A (mg/L)							2.92	1		2.69	1		2.46	1		<	1	U	2.6	1		3.5	1		2.6	1		2	1		2.3	1	
Alkalinity SM 2320B (mg/L)							344	10		300	1.25		345	1		360	5		410	20		470	4		330	8		300	8		280	8	
Methane RSK-175 (µg/L)							110	1	J	110	5		290	5		3500	50		900	5.1	J	2900	8.5		<	0.87	U	<	0.87	U	0.45	0.87	J
Carbon Dioxide SM 2320B (mg/L)[1]							153	1		133.3	10		153	0.4		160	2.2		180	0.22		206.8	0.88		150	0.88		130	0.88		120	0.1	

Notes:
Analysis methods listed are accurate for most current sampling event. Previous analysis methods may be different.

[1]Carbon dioxide calculated from alkalinity results. Values for 2003 and 2004 were modified to be consistent with previous years' results.

< = less than reporting limit
µg/L = micrograms per liter
ID = identification number
J = estimated
LOQ = limit of quantification
mg/L = milligrams per liter
Qual = qualifier
RL = reporting limit
RSK = Robert S. Kerr Environmental Research Laboratory
SM = Standard Method
U = nondetect
USEPA = United States Environmental Protection Agency

TABLE E.2.1-11
CORNHUSKER ARMY AMMUNITION PLANT
WELL G0021-NATURAL ATTENUATION PARAMETERS

FIELD ID	G0021			G0021			G0021			G0021			G0021			G0021			G0021		
COLLECT DATE	3/17/2004			3/18/2003			3/21/2002			3/22/2001			3/21/2000			3/31/1999			6/18/1998		
	Result	RL	Qual	Result	RL	Qual	Result	RL	Qual	Result	RL	Qual	Result	RL	Qual	Result	RL	Qual	Result	RL	Qual
NATURAL ATTENUATION PARAMETERS																					
Ammonia USEPA 350.1 (mg/L)	1.4	0.2		0.83	0.2		1.6	0.2		1.55	0.1		1.19	0.1		<	0.1	U	0.796	0.1	
Total Kjeldahl Nitrogen USEPA 351.2 (mg/L)	2	2		1.1	0.2		2.2	0.4	J	2.3	0.2		1.33	0.1		1.72	0.1		0.485	0.1	
Nitrate/Nitrite USEPA 353.2 (mg/L)	8.2	1		8.8	0.5	J	5	0.5		1.43	0.5		<	1	U	<	1	U	0.85	1	J
Sulfide SM 9034 (mg/L)	<	1	U	<	1	U	1.6	1		<	1	U	<	1	U	<	1	U	<	1	U
Sulfate USEPA 9056A (mg/L)	76	2		64	5		65	5		61.5	5		44.7	2		52.8	5		58.3	0.4	
Dissolved Organic Carbon SM 9060A (mg/L)	<	2	U	2	1		1.9	1		<	5	U	<	5	U	13.6	5		8.2	5	
Alkalinity SM 2320B (mg/L)	250	5		260	5		280	5		253	5		269	5		288	5		287	5	
Methane RSK-175 (µg/L)	<	2	U	<	2	U	<	2	U	<	1	U	<	1	U	<	1	U	28.2	1	
Carbon Dioxide SM 2320B (mg/L)[1]	110	1		114	1		120	1		111	5		118	2.2		127	2.2		126	2.2	

Notes:
Analysis methods listed are accurate for most current sampling event. Previous analysis methods may be different.

[1]Carbon dioxide calculated from alkalinity results. Values for 2003 and 2004 were modified to be consistent with previous years' results.

< = less than reporting limit
µg/L = micrograms per liter
ID = identification number
J = estimated
LOQ = limit of quantification
mg/L = milligrams per liter
Qual = qualifier
RL = reporting limit
RSK = Robert S. Kerr Environmental Research Laboratory
SM = Standard Method
U = nondetect
USEPA = United States Environmental Protection Agency

TABLE E.2.1-12
CORNHUSKER ARMY AMMUNITION PLANT
WELL G0022-NATURAL ATTENUATION PARAMETERS

FIELD ID	G0022					G0022					G0022					G0022					G0022					G0022				
COLLECT DATE	5/13/2022					5/25/2021					6/15/2020					6/11/2019					3/22/2018					8/31/2017				
	Result	Qual	DL	LOD	LOQ	Result	Qual	DL	LOD	LOQ	Result	Qual	DL	LOD	LOQ	Result	Qual	DL	LOD	LOQ	Result	Qual	DL	LOD	LOQ	Result	Qual	DL	LOD	LOQ
NATURAL ATTENUATION PARAMETERS																														
Ammonia USEPA 350.1 (mg/L)	0.89		0.029	0.05	0.1	<	U	0.022	0.05	0.1	<	U	0.022	0.05	0.1	<	U	0.022	0.05	0.1	<	U	0.02	0.05	0.1	<	U	0.022	0.05	0.1
Total Kjeldahl Nitrogen USEPA 351.2 (mg/L)	<	U	0.69	0.8	1	<	U	0.69	1	1	<	U	0.69	1	1	<	U	0.69	1	1	<	U	0.18	0.5	1	<	U	0.18	0.5	1
Nitrate/Nitrite USEPA 353.2 (mg/L)	7.5		0.044	0.05	0.1	5.3		0.019	0.05	0.1	8.8		0.019	0.05	0.1	12		0.095	0.25	0.5	18		0.04	0.1	0.2	18		0.095	0.25	0.5
Sulfide SM 9034 (mg/L)	<	U	1.6	2	4	0.8	J	0.79	1.9	4	0.8	J	0.79	1.9	4	<	U	0.79	1.9	4	13		10	10	10	<	U	0.79	1.9	4
Sulfate USEPA 9056A (mg/L)	140		1	2.5	5	130		1	2.5	5	110		1	3	5	89		1	3	5	72		0.23	0.5	5	72		0.23	0.5	5
Dissolved Organic Carbon SM 9060A (mg/L)	3.9		0.35	0.8	1	3.2		0.35	0.8	1	3		0.35	1	1	2.6		0.16	0.5	1	2.7		0.16	0.5	1	3.1		0.16	0.5	1
Alkalinity SM 2320B (mg/L)	350		3.1	6.4	10	330		3.1	6.4	10	330		3.1	10	10	340		3.1	10	10	290		1.1	3.2	5	320		1.1	3.2	5
Methane RSK-175 (µg/L)	4300		0.63	1.3	5	6100		0.63	2	5	<	U	0.63	2	5	<	U	0.63	2	5	44	J	0.22	0.8	5	150	J	0.22	0.8	5
Carbon Dioxide SM 2320B (mg/L)[1]	156		3.1	6.4	10	147		3.1	6.4	10	146.67		3.1	10	10	151.11		3.1	10	10	128.89		1.1	3.2	5	142.22		1.1	3.2	5

Notes:
Analysis methods listed are accurate for most current sampling event. Previous analysis methods may be different.

[1]Carbon dioxide calculated from alkalinity results. Values for 2003 and 2004 were modified to be consistent with previous years' results.

< = less than reporting limit
µg/L = micrograms per liter
ID = identification number
J = estimated
LOQ = limit of quantification
mg/L = milligrams per liter
Qual = qualifier
RL = reporting limit
RSK = Robert S. Kerr Environmental Research Laboratory
SM = Standard Method
U = nondetect
USEPA = United States Environmental Protection Agency

TABLE E.2.1-12
CORNHUSKER ARMY AMMUNITION PLANT
WELL G0022-NATURAL ATTENUATION PARAMETERS

FIELD ID	G0022					G0022					G0022			G0022			G0022			G0022			G0022			G0022			G0022		
COLLECT DATE	8/16/2016					8/12/2015					8/8/2014			3/14/2013			3/14/2012			3/15/2011			3/17/2010			3/13/2009			3/13/2008		
	Result	DL	LOD	LOQ	Qual	Result	DL	LOD	LOQ	Qual	Result	LOQ	Qual	Result	RL	Qual	Result	RL	Qual	Result	RL	Qual	Result	RL	Qual	Result	RL	Qual	Result	RL	Qual
NATURAL ATTENUATION PARAMETERS																															
Ammonia USEPA 350.1 (mg/L)	<	0.022	0.050	0.10	U	0.06	0.022	0.05	0.1	J	0.042	0.1	J	0.705	0.25		<	0.25	UJ	<	0.25	UJ	0.063	0.1	J	0.085	0.05		0.12	0.05	J
Total Kjeldahl Nitrogen USEPA 351.2 (mg/L)	<	0.18	0.50	1.0	U	<	0.18	0.5	1	U	<	1	U	<	1	UJ	<	1	UJ	<	1	UJ	<	1	U	<	1	U	<	1	U
Nitrate/Nitrite USEPA 353.2 (mg/L)	13	0.19	0.50	1.0		1.5	0.019	0.05	0.1		3	0.1		6.61	0.1		6.84	0.1		5.43	0.1		21	0.5		4.2	0.5		6.6	0.5	
Sulfide SM 9034 (mg/L)	<	0.79	1.9	4.0	U	<	0.79	1.9	4	U	<	4	U	0.2	2	J	0.6	2	J	<	2	U	<	1	U	<	1	U	<	1	U
Sulfate USEPA 9056A (mg/L)	64	0.23	0.50	5.0		58	0.23	0.5	5		48	5		51.4	1		60.2	1		56.9	1		53	25		52	20		65	10	
Dissolved Organic Carbon SM 9060A (mg/L)	3.1	0.16	0.50	1.0		1.8	0.16	0.5	1		2	1		2.62	1		2.88	1		2.92	1		2.2	1		2.6	1		2.5	1	
Alkalinity SM 2320B (mg/L)	300	1.1	3.2	5.0		240	1.1	3.2	5		270	5		315	1.25		240	1.25		275	1		270	5		280	20		230	4	
Methane RSK-175 (µg/L)	220	0.22	0.80	5.0		310	0.22	0.8	5		390	5		440	25		620	25		1900	50		5800	50		1000	5.1	J	<	1.7	U
Carbon Dioxide SM 2320B (mg/L)[1]	133.33	1.1	3.2	5.0		106.67	1.1	3.2	5		120	5		140	10		106.67	10		122	0.4		120	2.2		120	0.22		101	1.8	

Notes:
Analysis methods listed are accurate for most current sampling event. Previous analysis methods may be different.

[1]Carbon dioxide calculated from alkalinity results. Values for 2003 and 2004 were modified to be consistent with previous years' results.

< = less than reporting limit
µg/L = micrograms per liter
ID = identification number
J = estimated
LOQ = limit of quantification
mg/L = milligrams per liter
Qual = qualifier
RL = reporting limit
RSK = Robert S. Kerr Environmental Research Laboratory
SM = Standard Method
U = nondetect
USEPA = United States Environmental Protection Agency

TABLE E.2.1-12
CORNHUSKER ARMY AMMUNITION PLANT
WELL G0022-NATURAL ATTENUATION PARAMETERS

FIELD ID	G0022			G0022			G0022			G0022			G0022			G0022			G0022			G0022			G0022			G0022			G0022		
COLLECT DATE	3/15/2007			3/15/2006			3/16/2005			3/17/2004			3/18/2003			3/21/2002			3/22/2001			3/22/2000			4/1/1999			6/25/1998		
	Result	RL	Qual	Result	RL	Qual	Result	RL	Qual	Result	RL	Qual	Result	RL	Qual	Result	RL	Qual	Result	RL	Qual	Result	RL	Qual	Result	RL	Qual	Result	RL	Qual
NATURAL ATTENUATION PARAMETERS																														
Ammonia USEPA 350.1 (mg/L)	<	0.05	U	<	0.05	U	<	0.05	U	<	0.2	U	0.17	0.2	J	0.13	0.2	J	<	0.1	U	<	0.1	U	<	0.1	U	<	0.1	U
Total Kjeldahl Nitrogen USEPA 351.2 (mg/L)	<	1	U	<	1	UJ	1.4	1		1.2	0.2		<	0.2	U	<	0.58	U	<	0.1	U	<	0.1	U	0.106	0.1		<	0.1	U
Nitrate/Nitrite USEPA 353.2 (mg/L)	7.4	1	J	6.2	0.25		3.6	0.1		4.4	1		4.6	0.2	J	5.8	0.5		9.72	0.5		3.8	5		3.85	1		3.29	1	
Sulfide SM 9034 (mg/L)	<	1	U	<	1	U	<	1	U	<	1	U	<	1	U	<	1	U	<	1	U	<	1	U	<	1	U	<	1	U
Sulfate USEPA 9056A (mg/L)	40	10	J	34	10		28	10		26	2		25	5		25	5		29.2	5		24.3	2		34.6	5		26.6	2	
Dissolved Organic Carbon SM 9060A (mg/L)	2.1	1		1.8	1		2	1		<	1.8	U	1.8	1		2.3	1		<	5	U	<	5	U	5.6	5		22.1	5	
Alkalinity SM 2320B (mg/L)	230	8		220	8		210	8		200	5		210	5		210	5		210	5		215	5		224	5		193	5	
Methane RSK-175 (µg/L)	<	0.87	U	<	0.87	U	<	0.87	U	<	2	U	<	2	U	<	2	U	<	1	U	<	1	U	<	1	U	<	1	U
Carbon Dioxide SM 2320B (mg/L)[1]	100	0.88		97	0.88		92	0.1		88	1		92	1		92	1		92.4	5		94.6	2.2		98.6	2.2		84.9	2.2	

Notes:
Analysis methods listed are accurate for most current sampling event. Previous analysis methods may be different.

[1]Carbon dioxide calculated from alkalinity results. Values for 2003 and 2004 were modified to be consistent with previous years' results.

< = less than reporting limit
µg/L = micrograms per liter
ID = identification number
J = estimated
LOQ = limit of quantification
mg/L = milligrams per liter
Qual = qualifier
RL = reporting limit
RSK = Robert S. Kerr Environmental Research Laboratory
SM = Standard Method
U = nondetect
USEPA = United States Environmental Protection Agency

TABLE E.2.1-13
CORNHUSKER ARMY AMMUNITION PLANT
WELL G0023-NATURAL ATTENUATION PARAMETERS

FIELD ID	G0023					G0023					G0023					G0023					G0023					G0023				
COLLECT DATE	5/16/2022					5/21/2021					6/13/2020					6/4/2019					3/20/2018					3/29/2017				
	Result	Qual	DL	LOD	LOQ	Result	Qual	DL	LOD	LOQ	Result	Qual	DL	LOD	LOQ	Result	Qual	DL	LOD	LOQ	Result	Qual	DL	LOD	LOQ	Result	Qual	DL	LOD	LOQ
NATURAL ATTENUATION PARAMETERS																														
Ammonia USEPA 350.1 (mg/L)	6.7		0.058	0.1	0.2	8.4		0.044	0.1	0.2	6.1		0.044	0.1	0.2	5.1		0.044	0.1	0.2	7		0.04	0.1	0.2	6.6		0.11	0.25	0.5
Total Kjeldahl Nitrogen USEPA 351.2 (mg/L)	7.6		0.69	0.8	1	5.6		0.69	1	1	5.7		0.69	1	1	7.1		0.69	1	1	10		0.3	0.83	2	7.6		0.18	0.5	1
Nitrate/Nitrite USEPA 353.2 (mg/L)	<	U	0.044	0.05	0.1	<	U	0.019	0.05	0.1	<	U	0.019	0.05	0.1	<	U	0.019	0.05	0.1	<	U	0.02	0.05	0.1	<	U	0.019	0.05	0.1
Sulfide SM 9034 (mg/L)	<	U	1.6	2	4	1.6	J	0.79	1.9	4	<	U	0.79	1.9	4	<	U	0.79	1.9	4	<	U	0.79	1.9	4	<	U	0.79	1.9	4
Sulfate USEPA 9056A (mg/L)	66		1	2.5	5	82		1	2.5	5	110		1	3	5	65		5.2	15	25	53		0.23	0.5	5	11		0.23	0.5	5
Dissolved Organic Carbon SM 9060A (mg/L)	7.4		0.35	0.8	1	4.9		0.35	0.8	1	4.6		0.35	1	1	6.1		0.16	0.5	1	8.6		0.16	0.5	1	13		0.16	0.5	1
Alkalinity SM 2320B (mg/L)	400		3.1	6.4	10	360		3.1	6.4	10	260		3.1	10	10	330		3.1	10	10	360		1.1	3.2	5	480		1.1	3.2	5
Methane RSK-175 (µg/L)	12000		0.63	1.3	5	7400		0.63	2	5	9900		1.9	6	15	4300		1.9	6	15	20000	J	0.65	2.4	15	21000		0.44	1.6	10
Carbon Dioxide SM 2320B (mg/L)[1]	177.78		3.1	6.4	10	160		3.1	6.4	10	115.56		3.1	10	10	146.67		3.1	10	10	160		1.1	3.2	5	213.33		1.1	3.2	5

Notes:
Analysis methods listed are accurate for most current sampling event. Previous analysis methods may be different.

[1]Carbon dioxide calculated from alkalinity results. Values for 2003 and 2004 were modified to be consistent with previous years' results.

< = less than reporting limit
µg/L = micrograms per liter
ID = identification number
J = estimated
LOQ = limit of quantification
mg/L = milligrams per liter
Qual = qualifier
RL = reporting limit
RSK = Robert S. Kerr Environmental Research Laboratory
SM = Standard Method
U = nondetect
USEPA = United States Environmental Protection Agency

TABLE E.2.1-13
CORNHUSKER ARMY AMMUNITION PLANT
WELL G0023-NATURAL ATTENUATION PARAMETERS

FIELD ID	G0023					G0023					G0023			G0023			G0023			G0023			G0023			G0023			G0023			G0023		
COLLECT DATE	8/15/2016					8/17/2015					8/14/2014			3/14/2013			3/13/2012			3/10/2011			3/17/2010			3/16/2009			3/18/2008					
	Result	DL	LOD	LOQ	Qual	Result	DL	LOD	LOQ	Qual	Result	LOQ	Qual	Result	RL	Qual	Result	RL	Qual	Result	RL	Qual	Result	RL	Qual	Result	RL	Qual	Result	RL	Qual			
NATURAL ATTENUATION PARAMETERS																																		
Ammonia USEPA 350.1 (mg/L)	4.2	0.022	0.050	0.10		2	0.044	0.1	0.2		1.9	0.1		1.53	0.25		0.898	0.25		1.05	0.25		0.14	0.1		0.069	0.05		0.21	0.05				
Total Kjeldahl Nitrogen USEPA 351.2 (mg/L)	6.6	0.18	0.50	1.0		3	0.18	0.5	1		2.5	1		2.72	1	J	2.4	1		2.03	1		0.78	1	J	<	1	U	<	1	U			
Nitrate/Nitrite USEPA 353.2 (mg/L)	0.019	0.019	0.050	0.10	J	<	0.019	0.05	0.1	U	<	0.1	U	<	0.1	U	<	0.1	UJ	0.249	0.1		2.1	0.1		0.96	0.05		1.1	0.05				
Sulfide SM 9034 (mg/L)	<	0.79	1.9	4.0	U	<	0.79	1.9	4	U	<	4	U	<	2	U	0.6	2	J	0.2	2	J	5.9	1		<	1	U	<	1	U			
Sulfate USEPA 9056A (mg/L)	23	0.23	0.50	5.0		22	0.23	0.5	5		16	5		18.1	1		52.8	1		42.2	1		43	5		81	20		87	10				
Dissolved Organic Carbon SM 9060A (mg/L)	16	0.16	0.50	1.0		13	0.16	0.5	1		14	1		7.12	1		4.23	1		6.06	1		3.8	1		2.5	1		2.9	1				
Alkalinity SM 2320B (mg/L)	520	1.1	3.2	5.0		450	1.1	3.2	5		430	5		354	1.25		180	1.25		305	1		280	5		260	20		250	2				
Methane RSK-175 (µg/L)	26000	0.65	2.4	15		12000	0.22	0.8	5		22000	10		5200	500		3400	100		7400	500		3100	50		14	0.31		1.1	1.7	J			
Carbon Dioxide SM 2320B (mg/L)[1]	231.11	1.1	3.2	5.0		200	1.1	3.2	5		191.11	5		157	10		80	10		136	0.4		120	2.2		120	0.22		110	0.88				

Notes:
Analysis methods listed are accurate for most current sampling event. Previous analysis methods may be different.

[1]Carbon dioxide calculated from alkalinity results. Values for 2003 and 2004 were modified to be consistent with previous years' results.

< = less than reporting limit
µg/L = micrograms per liter
ID = identification number
J = estimated
LOQ = limit of quantification
mg/L = milligrams per liter
Qual = qualifier
RL = reporting limit
RSK = Robert S. Kerr Environmental Research Laboratory
SM = Standard Method
U = nondetect
USEPA = United States Environmental Protection Agency

TABLE E.2.1-13
CORNHUSKER ARMY AMMUNITION PLANT
WELL G0023-NATURAL ATTENUATION PARAMETERS

FIELD ID	G0023			G0023			G0023			G0023			G0023			G0023			G0023			G0023			G0023			G0023			G0023		
COLLECT DATE	3/15/2007			3/15/2006			3/16/2005			3/18/2004			3/18/2003			3/21/2002			3/23/2001			3/21/2000			4/2/1999			6/18/1998		
	Result	RL	Qual	Result	RL	Qual	Result	RL	Qual	Result	RL	Qual	Result	RL	Qual	Result	RL	Qual	Result	RL	Qual	Result	RL	Qual	Result	RL	Qual	Result	RL	Qual
NATURAL ATTENUATION PARAMETERS																														
Ammonia USEPA 350.1 (mg/L)	0.12	0.05		0.12	0.05		0.19	0.05		0.53	0.2		0.51	0.2		0.74	0.2		1.89	0.1		1.42	0.1		0.227	0.1		0.738	0.1	
Total Kjeldahl Nitrogen USEPA 351.2 (mg/L)	<	1	U	<	1	UJ	1.6	1		1	0.2		<	0.72	U	0.84	0.2		2.28	0.2		1.49	0.1		0.519	0.1		0.165	0.1	
Nitrate/Nitrite USEPA 353.2 (mg/L)	4	1		3.9	0.25		4	0.1		4.6	1		9.5	0.5	J	6.7	0.5		3.44	0.5		3.94	1		3.58	1		2.47	1	
Sulfide SM 9034 (mg/L)	<	1	U	<	1	U	<	1	U	<	1	U	<	1	U	1.4	1		<	1	U	<	1	U	<	1	U	<	1	U
Sulfate USEPA 9056A (mg/L)	77	10		62	10		48	10		42	2		44	5		39	5		35.4	5		30.1	2		35.8	5		28.3	0.4	
Dissolved Organic Carbon SM 9060A (mg/L)	1.8	1		1.7	1		2	1		2	1		2.6	1		2.3	1		<	5	U	9.9	5		16.6	5		6.3	5	
Alkalinity SM 2320B (mg/L)	190	8		190	8		180	8		180	5		210	5		230	5		175	5		206	5		258	5		136	5	
Methane RSK-175 (µg/L)	<	0.87	U	<	0.87	U	<	0.87	U	<	2	U	<	2	U	<	2	U	<	1	U	<	1	U	<	1	U	1.53	1	
Carbon Dioxide SM 2320B (mg/L)[1]	84	0.88		84	0.88		79	0.1		79	1		92	1		100	1		77	5		90.6	2.2		114	2.2		59.9	2.2	

Notes:
Analysis methods listed are accurate for most current sampling event. Previous analysis methods may be different.

[1]Carbon dioxide calculated from alkalinity results. Values for 2003 and 2004 were modified to be consistent with previous years' results.

< = less than reporting limit
µg/L = micrograms per liter
ID = identification number
J = estimated
LOQ = limit of quantification
mg/L = milligrams per liter
Qual = qualifier
RL = reporting limit
RSK = Robert S. Kerr Environmental Research Laboratory
SM = Standard Method
U = nondetect
USEPA = United States Environmental Protection Agency

TABLE E.2.1-14
CORNHUSKER ARMY AMMUNITION PLANT
WELL G0024-NATURAL ATTENUATION PARAMETERS

FIELD ID	G0024					G0024					G0024					G0024					G0024					G0024				
COLLECT DATE	5/18/2022					5/26/2021					6/15/2020					6/10/2019					3/20/2018					4/1/2017				
	Result	Qual	DL	LOD	LOQ	Result	Qual	DL	LOD	LOQ	Result	Qual	DL	LOD	LOQ	Result	Qual	DL	LOD	LOQ	Result	Qual	DL	LOD	LOQ	Result	Qual	DL	LOD	LOQ
NATURAL ATTENUATION PARAMETERS																														
Ammonia USEPA 350.1 (mg/L)	<	U	0.029	0.05	0.1	<	U	0.022	0.05	0.1	<	U	0.022	0.05	0.1	<	U	0.022	0.05	0.1	<	U	0.02	0.05	0.1	<	U	0.022	0.05	0.1
Total Kjeldahl Nitrogen USEPA 351.2 (mg/L)	<	U	0.69	0.8	1	<	U	0.69	1	1	<	U	0.69	1	1	<	U	0.69	1	1	<	U	0.18	0.5	1	<	U	0.18	0.5	1
Nitrate/Nitrite USEPA 353.2 (mg/L)	11	J	0.088	0.1	0.2	7.8		0.019	0.05	0.1	26		0.095	0.25	0.5	8.8		0.019	0.05	0.1	55		0.19	0.5	1	39		0.095	0.25	0.5
Sulfide SM 9034 (mg/L)	<	U	1.6	2	4	<	U	0.79	1.9	4	<	U	0.79	1.9	4	<	U	0.79	1.9	4	<	U	0.79	1.9	4	<	U	0.79	1.9	4
Sulfate USEPA 9056A (mg/L)	64		1	2.5	5	54		1	2.5	5	150		2.1	6	10	14		1	3	5	190		0.23	0.5	5	190		0.23	0.5	5
Dissolved Organic Carbon SM 9060A (mg/L)	3.6		0.35	0.8	1	3.3		0.35	0.8	1	5.5		0.35	1	1	3.5		0.16	0.5	1	8.2		0.16	0.5	1	7.5		0.16	0.5	1
Alkalinity SM 2320B (mg/L)	100		3.1	6.4	10	220		3.1	6.4	10	290		3.1	10	10	67		3.1	10	10	280		1.1	3.2	5	340		1.1	3.2	5
Methane RSK-175 (µg/L)	<	U	0.63	1.3	5	<	U	0.63	2	5	<	U	0.63	2	5	<	U	0.63	2	5	<	U	0.22	0.8	5	<	U	0.22	0.8	5
Carbon Dioxide SM 2320B (mg/L)[1]	44		3.1	6.4	10	98		3.1	6.4	10	129		3.1	10	10	30		3.1	10	10	124		1.1	3.2	5	151				

Notes:
Analysis methods listed are accurate for most current sampling event. Previous analysis methods may be different.

[1]Carbon dioxide calculated from alkalinity results. Values for 2003 and 2004 were modified to be consistent with previous years' results.

< = less than reporting limit
µg/L = micrograms per liter
ID = identification number
J = estimated
LOQ = limit of quantification
mg/L = milligrams per liter
Qual = qualifier
RL = reporting limit
RSK = Robert S. Kerr Environmental Research Laboratory
SM = Standard Method
U = nondetect
USEPA = United States Environmental Protection Agency

TABLE E.2.1-14
CORNHUSKER ARMY AMMUNITION PLANT
WELL G0024-NATURAL ATTENUATION PARAMETERS

FIELD ID	G0024					G0024					G0024			G0024			G0024			G0024			G0024			G0024			G0024		
COLLECT DATE	8/9/2016					8/12/2015					8/14/2014			3/13/2013			3/12/2012			3/14/2011			3/16/2010			3/13/2009			3/12/2008		
	Result	DL	LOD	LOQ	Qual	Result	DL	LOD	LOQ	Qual	Result	LOQ	Qual	Result	RL	Qual	Result	RL	Qual	Result	RL	Qual	Result	RL	Qual	Result	RL	Qual	Result	RL	Qual
NATURAL ATTENUATION PARAMETERS																															
Ammonia USEPA 350.1 (mg/L)	<	0.022	0.05	0.1	U	<	0.022	0.05	0.1	U	0.044	0.1	J	0.236	0.25	J	0.308	0.25		<	0.25	UJ	0.048	0.1	J	<	0.05	U	0.2	0.05	
Total Kjeldahl Nitrogen USEPA 351.2 (mg/L)	<	0.18	0.5	1	U	<	0.18	0.5	1	U	<	1	U	0.547	1	J	<	1	UJ	<	1	U	1.3	1		<	1	U	<	1	U
Nitrate/Nitrite USEPA 353.2 (mg/L)	21	0.19	0.5	1		17	0.19	0.5	1		18	0.2		25.9	0.1		28.7	0.1		27.3	0.1		4.1	0.1		15	0.5		18	0.5	
Sulfide SM 9034 (mg/L)	<	0.79	1.9	4	U	<	0.79	1.9	4	U	0.8	4	J	<	2	U	0.6	2	J	0.2	2	J	1.8	1		<	1	U	<	1	U
Sulfate USEPA 9056A (mg/L)	97	0.23	0.5	5		100	0.23	0.5	5		86	5		80.4	5		85.8	2		70.8	1		17	5		39	20		51	10	
Dissolved Organic Carbon SM 9060A (mg/L)	5.4	0.16	0.5	1		6.2	0.16	0.5	1		4.7	1		4.63	1		6.5	1		6.89	1		12	1		5.4	1		4	1	
Alkalinity SM 2320B (mg/L)	150	1.1	3.2	5		210	1.1	3.2	5		220	5		390	1.25		300	1.25		225	1		99	5		210	20		280	4	
Methane RSK-175 (µg/L)	<	0.22	0.8	5	U	<	0.22	0.8	5	U	<	5	U	<	5	U	16	5		<	5	UJ	<	5	U	<	0.31	U	<	1.7	U
Carbon Dioxide SM 2320B (mg/L)[1]	67	1.1	3.2	5		93.333	1.1	3.2	5		97.778	5		173	10		133.33	10		100	0.4		43	2.2		92	0.22		123	1.8	

Notes:
Analysis methods listed are accurate for most current sampling event. Previous analysis methods may be different.

[1]Carbon dioxide calculated from alkalinity results. Values for 2003 and 2004 were modified to be consistent with previous years' results.

< = less than reporting limit
µg/L = micrograms per liter
ID = identification number
J = estimated
LOQ = limit of quantification
mg/L = milligrams per liter
Qual = qualifier
RL = reporting limit
RSK = Robert S. Kerr Environmental Research Laboratory
SM = Standard Method
U = nondetect
USEPA = United States Environmental Protection Agency

TABLE E.2.1-14
CORNHUSKER ARMY AMMUNITION PLANT
WELL G0024-NATURAL ATTENUATION PARAMETERS

FIELD ID	G0024			G0024			G0024			G0024			G0024			G0024			G0024			G0024			G0024			G0024			G0024		
COLLECT DATE	3/12/2007			3/14/2006			3/15/2005			3/16/2004			3/18/2003			3/20/2002			3/22/2001			3/23/2000			4/1/1999			6/30/1998		
	Result	RL	Qual	Result	RL	Qual	Result	RL	Qual	Result	RL	Qual	Result	RL	Qual	Result	RL	Qual	Result	RL	Qual	Result	RL	Qual	Result	RL	Qual	Result	RL	Qual
NATURAL ATTENUATION PARAMETERS																														
Ammonia USEPA 350.1 (mg/L)	<	0.05	U	<	0.05	U	<	0.05	U	<	0.2	U	0.13	0.2	J	0.15	0.2	J	<	1	U	<	0.1	U	<	0.1	U	<	0.1	U
Total Kjeldahl Nitrogen USEPA 351.2 (mg/L)	<	1	U	<	1	U	<	1	U	0.99	0.2		<	0.45	U	1	0.4		<	1	U	<	0.1	U	0.088	0.1	J	<	0.1	U
Nitrate/Nitrite USEPA 353.2 (mg/L)	29	1	J	13	0.5		12	0.5		11	1		15	0.5		12	0.5		7.74	0.5		10.2	1		16.4	1		19.2	1	
Sulfide SM 9034 (mg/L)	<	1	U	<	1	U	<	1	U	<	1	U	<	1	U	<	1	U	<	1	U	<	1	U	<	1	U	<	1	U
Sulfate USEPA 9056A (mg/L)	35	20		42	20		34	10		32	2		43	5		34	1		20.2	5		22.4	2		37.2	5		31.1	2	
Dissolved Organic Carbon SM 9060A (mg/L)	3.4	1		3.3	1		3	1		3.5	1		3.8	1		3.9	1		<	5	U	12.8	5		5.8	5		11.5	5	
Alkalinity SM 2320B (mg/L)	270	8		250	8		190	8		200	5		310	5		300	5		100	5		144	5		218	5		169	5	
Methane RSK-175 (µg/L)	<	0.87	U	<	0.87	U	<	0.87	U	<	2	U	<	2	U	<	2	U	<	1	U	<	1	U	<	1	U	<	1	U
Carbon Dioxide SM 2320B (mg/L)[1]	120	0.88		110	0.88		84	0.1		88	0.4		136	1		130	1		44	5		63.4	2.2		95.9	2.2		74.4	2.2	

Notes:
Analysis methods listed are accurate for most current sampling event. Previous analysis methods may be different.

[1]Carbon dioxide calculated from alkalinity results. Values for 2003 and 2004 were modified to be consistent with previous years' results.

< = less than reporting limit
µg/L = micrograms per liter
ID = identification number
J = estimated
LOQ = limit of quantification
mg/L = milligrams per liter
Qual = qualifier
RL = reporting limit
RSK = Robert S. Kerr Environmental Research Laboratory
SM = Standard Method
U = nondetect
USEPA = United States Environmental Protection Agency

TABLE E.2.1-15
CORNHUSKER ARMY AMMUNITION PLANT
WELL G0025-NATURAL ATTENUATION PARAMETERS

FIELD ID	G0025			G0025			G0025			G0025			G0025			G0025			G0025			G0025			G0025			G0025			G0025		
COLLECT DATE	None			3/11/2013			3/5/2012			None			3/12/2007			3/13/2006			3/15/2005			3/15/2004			3/17/2003			3/20/2002		
	Result	RL	Qual	Result	RL	Qual	Result	RL	Qual	Result	RL	Qual	Result	RL	Qual	Result	RL	Qual	Result	RL	Qual	Result	RL	Qual	Result	RL	Qual	Result	RL	Qual
NATURAL ATTENUATION PARAMETERS																														
Ammonia USEPA 350.1 (mg/L)				<	0.25	U	<	0.25	UJ				<	0.05	U	<	0.05	U	<	0.05	U	<	0.2	U	<	0.2	U	<	0.32	U
Total Kjeldahl Nitrogen USEPA 351.2 (mg/L)	**Abandoned**			<	1	U	<	1	U	**Not Sampled**			<	1	U	<	1	U	1	1		0.48	0.2		<	0.45	U	0.46	0.4	
Nitrate/Nitrite USEPA 353.2 (mg/L)	**2013**			1.53	0.1		2.86	0.1		**in 2008, 2009, 2010,**			4.9	1	J	0.94	0.05		1.4	0.05		4.4	1		4.2	0.1		3.2	0.1	
Sulfide SM 9034 (mg/L)				0.2	2	J	0.4	2	J	**2011**			<	1	U	<	1	U	<	1	U	<	1	U	<	1	U	<	1	U
Sulfate USEPA 9056A (mg/L)				19.1	1		19.2	1					23	10		27	10		25	10		24	2		26	5		21	5	
Dissolved Organic Carbon SM 9060A (mg/L)				2.14	1		<	1	U				1.2	1		1.4	1		1.4	1		<	1.5	U	<	1.6	U	2.1	1	
Alkalinity SM 2320B (mg/L)				85	1.25		85	1.25					110	8		110	8		100	8		100	5		130	5		92	5	
Methane RSK-175 (µg/L)				<	5	U	<	5	U				<	0.87	U	<	0.87	U	<	0.87	U	<	2	U	<	2	U	<	2	U
Carbon Dioxide SM 2320B (mg/L)[1]				38	10		37.78	1.25					49	0.88		49	0.88		44	0.1		44	1.1		57	1		40	1	

Notes:
Analysis methods listed are accurate for most current sampling event. Previous analysis methods may be different.

[1]Carbon dioxide calculated from alkalinity results. Values for 2003 and 2004 were modified to be consistent with previous years' results.

< = less than reporting limit
µg/L = micrograms per liter
ID = identification number
J = estimated
LOQ = limit of quantification
mg/L = milligrams per liter
Qual = qualifier
RL = reporting limit
RSK = Robert S. Kerr Environmental Research Laboratory
SM = Standard Method
U = nondetect
USEPA = United States Environmental Protection Agency

TABLE E.2.1-15
CORNHUSKER ARMY AMMUNITION PLANT
WELL G0025-NATURAL ATTENUATION PARAMETERS

FIELD ID	G0025			G0025			G0025			G0025		
COLLECT DATE	3/21/2001			3/16/2000			3/30/1999			6/26/1998		
	Result	RL	Qual	Result	RL	Qual	Result	RL	Qual	Result	RL	Qual
NATURAL ATTENUATION PARAMETERS												
Ammonia USEPA 350.1 (mg/L)	<	0.1	U	<	0.1	U	<	0.1	U	<	0.1	U
Total Kjeldahl Nitrogen USEPA 351.2 (mg/L)	<	0.1	U	0.119	0.1		<	0.1	U	<	0.1	U
Nitrate/Nitrite USEPA 353.2 (mg/L)	4.33	0.5		3.95	1		3.63	1		4.19	1	
Sulfide SM 9034 (mg/L)	<	1	U	<	1	U	<	1	U	<	1	U
Sulfate USEPA 9056A (mg/L)	21.2	5		15.7	0.2		15.8	2		15.3	1	
Dissolved Organic Carbon SM 9060A (mg/L)	<	5	U	<	5	U	<	5	U	10.7	5	
Alkalinity SM 2320B (mg/L)	72.5	5		96	5		106	5		107	5	
Methane RSK-175 (µg/L)	<	1	U	<	1	U	<	1	U	<	1	U
Carbon Dioxide SM 2320B (mg/L)[1]	31.9	5		42.2	2.2		46.6	2.2		47.1	2.2	

Notes:
Analysis methods listed are accurate for most current sampling event. Previous analysis methods may be different.

[1]Carbon dioxide calculated from alkalinity results. Values for 2003 and 2004 were modified to be consistent with previous years' results.

< = less than reporting limit
µg/L = micrograms per liter
ID = identification number
J = estimated
LOQ = limit of quantification
mg/L = milligrams per liter
Qual = qualifier
RL = reporting limit
RSK = Robert S. Kerr Environmental Research Laboratory
SM = Standard Method
U = nondetect
USEPA = United States Environmental Protection Agency

TABLE E.2.1-16
CORNHUSKER ARMY AMMUNITION PLANT
WELL G0026-NATURAL ATTENUATION PARAMETERS

FIELD ID	G0026			G0026			G0026			G0026			G0026			G0026			G0026			G0026			G0026			G0026			G0026		
COLLECT DATE	None			3/2/2010			3/9/2009			3/13/2008			3/13/2007			3/27/2006			3/22/2005			3/23/2004			3/21/2003			3/22/2002		
	Result	RL	Qual	Result	RL	Qual	Result	RL	Qual	Result	RL	Qual	Result	RL	Qual	Result	RL	Qual	Result	RL	Qual	Result	RL	Qual	Result	RL	Qual	Result	RL	Qual
NATURAL ATTENUATION PARAMETERS																														
Ammonia USEPA 350.1 (mg/L)				<	0.1	U	<	0.05	U	0.18	0.05		<	0.05	U	<	0.05	U	<	0.05	U	<	0.2	U	<	0.2	U	0.11	0.2	J
Total Kjeldahl Nitrogen USEPA 351.2 (mg/L)	**Abandoned**			1	1		<	1	U	<	1	U	<	1	U	<	1	U	<	1	U	1	0.2		<	0.39	U	0.55	0.2	
Nitrate/Nitrite USEPA 353.2 (mg/L)	**2011**			6.5	0.1		13	0.5		10	0.5		15	1	J	14	0.5		7.2	0.5		6.2	1		7	0.2	J	8.6	0.5	
Sulfide SM 9034 (mg/L)				<	4	U	<	1	U	<	1	U	<	1	U	<	1	U	<	1	U	<	1	U	1.4	1		<	1	U
Sulfate USEPA 9056A (mg/L)				1600	250		1900	100		1500	200		1300	100		1200	100		1100	100		1000	100		1200	50		1200	50	
Dissolved Organic Carbon SM 9060A (mg/L)				5.9	1		5.6	1		6.7	1		6	1		7.1	1		6.7	1		5.9	1		6.6	1		7.3	1	
Alkalinity SM 2320B (mg/L)				430	5		470	8		440	4		460	8		460	8		440	8		360	5		390	5		430	5	
Methane RSK-175 (µg/L)				<	5	U	0.24	0.31	J	<	1.7	U	<	0.87	U	<	0.87	U	<	0.87	U	<	2	U	<	2	U	<	2	U
Carbon Dioxide SM 2320B (mg/L)[1]				190	2.2		210	0.22		194	1.8		200	0.88		200	0.88		190	0.1		158	1		172	1		190	1	

Notes:
Analysis methods listed are accurate for most current sampling event. Previous analysis methods may be different.

[1]Carbon dioxide calculated from alkalinity results. Values for 2003 and 2004 were modified to be consistent with previous years' results.

< = less than reporting limit
µg/L = micrograms per liter
ID = identification number
J = estimated
LOQ = limit of quantification
mg/L = milligrams per liter
Qual = qualifier
RL = reporting limit
RSK = Robert S. Kerr Environmental Research Laboratory
SM = Standard Method
U = nondetect
USEPA = United States Environmental Protection Agency

TABLE E.2.1-16
CORNHUSKER ARMY AMMUNITION PLANT
WELL G0026-NATURAL ATTENUATION PARAMETERS

FIELD ID	G0026			G0026			G0026			G0026		
COLLECT DATE	3/28/2001			3/16/2000			3/29/1999			6/24/1998		
	Result	RL	Qual	Result	RL	Qual	Result	RL	Qual	Result	RL	Qual
NATURAL ATTENUATION PARAMETERS												
Ammonia USEPA 350.1 (mg/L)	<	0.1	U	<	0.1	U	<	0.1	U	<	0.1	U
Total Kjeldahl Nitrogen USEPA 351.2 (mg/L)	0.724	0.1		0.699	0.1		0.564	0.1		0.32	0.1	
Nitrate/Nitrite USEPA 353.2 (mg/L)	5.7	0.5		1.66	1		1.7	1		5.37	1	
Sulfide SM 9034 (mg/L)	<	1	U	<	1	U	<	1	U	<	1	U
Sulfate USEPA 9056A (mg/L)	1120	50		988	10		1150	10		1180	10	
Dissolved Organic Carbon SM 9060A (mg/L)	6	5		10	5		11.5	5		18.7	5	
Alkalinity SM 2320B (mg/L)	398	5		371	5		424	5		421	5	
Methane RSK-175 (µg/L)	<	1	U	4.6	1		<	1	U	<	1	U
Carbon Dioxide SM 2320B (mg/L)[1]	175	5		163	2.2		187	2.2		185	2.2	

Notes:
Analysis methods listed are accurate for most current sampling event. Previous analysis methods may be different.

[1]Carbon dioxide calculated from alkalinity results. Values for 2003 and 2004 were modified to be consistent with previous years' results.

< = less than reporting limit
µg/L = micrograms per liter
ID = identification number
J = estimated
LOQ = limit of quantification
mg/L = milligrams per liter
Qual = qualifier
RL = reporting limit
RSK = Robert S. Kerr Environmental Research Laboratory
SM = Standard Method
U = nondetect
USEPA = United States Environmental Protection Agency

TABLE E.2.1-17
CORNHUSKER ARMY AMMUNITION PLANT
WELL G0027-NATURAL ATTENUATION PARAMETERS

FIELD ID	G0027			G0027			G0027			G0027			G0027			G0027			G0027			G0027			G0027			G0027			G0027		
COLLECT DATE	None			3/2/2010			3/9/2009			3/13/2008			3/13/2007			3/27/2006			3/22/2005			3/23/2004			3/21/2003			3/22/2002		
	Result	RL	Qual	Result	RL	Qual	Result	RL	Qual	Result	RL	Qual	Result	RL	Qual	Result	RL	Qual	Result	RL	Qual	Result	RL	Qual	Result	RL	Qual	Result	RL	Qual
NATURAL ATTENUATION PARAMETERS																														
Ammonia USEPA 350.1 (mg/L)				0.057	0.1	J	0.12	0.05		0.39	0.05		0.49	0.05		0.27	0.05		0.41	0.05		<	0.52	U	0.27	0.2		0.19	0.2	J
Total Kjeldahl Nitrogen USEPA 351.2 (mg/L)	**Abandoned**			0.36	1	J	<	1	U	1.6	1		<	1	U	<	1	U	<	1	U	0.87	0.2		<	0.49	U	0.55	0.2	
Nitrate/Nitrite USEPA 353.2 (mg/L)	**2011**			<	0.1	U	<	0.05	U	<	0.05	U	<	0.05	U	<	0.05	U	<	0.05		<	1	U	<	0.2	UJ	<	0.1	U
Sulfide SM 9034 (mg/L)				<	4	U	<	1	U	<	1	U	<	1	U	<	1	U	<	1	U	<	1	U	<	1	U	<	1	U
Sulfate USEPA 9056A (mg/L)				1300	250		1700	100		1200	100		1100	100		1000	100		1000	100		1100	100		1200	50		1100	50	
Dissolved Organic Carbon SM 9060A (mg/L)				6	1		5.1	1		6.3	1		5.5	1		6.2	1		6	1		6	1		6.2	1		6.5	1	
Alkalinity SM 2320B (mg/L)				400	5		400	8		410	4		400	8		380	8		390	8		400	5		420	5		440	5	
Methane RSK-175 (µg/L)				<	5	U	<	0.31	U	<	1.7	U	0.85	0.87	J	0.52	0.87	J	0.73	0.87	J	<	2	U	<	2	U	<	2	U
Carbon Dioxide SM 2320B (mg/L)[1]				180	2.2		180	0.22		180	0.88		170	0.88		170	0.88		170	0.1		176	1		185	1		190	1	

Notes:
Analysis methods listed are accurate for most current sampling event. Previous analysis methods may be different.

[1]Carbon dioxide calculated from alkalinity results. Values for 2003 and 2004 were modified to be consistent with previous years' results.

< = less than reporting limit
µg/L = micrograms per liter
ID = identification number
J = estimated
LOQ = limit of quantification
mg/L = milligrams per liter
Qual = qualifier
RL = reporting limit
RSK = Robert S. Kerr Environmental Research Laboratory
SM = Standard Method
U = nondetect
USEPA = United States Environmental Protection Agency

TABLE E.2.1-17
CORNHUSKER ARMY AMMUNITION PLANT
WELL G0027-NATURAL ATTENUATION PARAMETERS

FIELD ID	G0027			G0027			G0027			G0027		
COLLECT DATE	3/28/2001			3/16/2000			3/29/1999			6/24/1998		
	Result	RL	Qual	Result	RL	Qual	Result	RL	Qual	Result	RL	Qual
NATURAL ATTENUATION PARAMETERS												
Ammonia USEPA 350.1 (mg/L)	<	0.1	U	0.507	0.1		0.831	0.1		0.914	0.1	
Total Kjeldahl Nitrogen USEPA 351.2 (mg/L)	0.579	0.1		0.965	0.1		1.28	0.1		1.05	0.1	
Nitrate/Nitrite USEPA 353.2 (mg/L)	<	0.5	U	<	1	U	<	1	U	<	1	U
Sulfide SM 9034 (mg/L)	<	1	U	<	1	U	<	1	U	<	1	U
Sulfate USEPA 9056A (mg/L)	1140	50		1110	10		1260	10		1180	10	
Dissolved Organic Carbon SM 9060A (mg/L)	8.6	5		8	5		5.6	5		18.1	5	
Alkalinity SM 2320B (mg/L)	431	5		404	5		423	5		375	5	
Methane RSK-175 (µg/L)	1.1	1		0.65	1	J	<	1.01	U	2.09	1	
Carbon Dioxide SM 2320B (mg/L)[1]	190	5		178	2.2		186	2.2		165	2.2	

Notes:
Analysis methods listed are accurate for most current sampling event. Previous analysis methods may be different.

[1]Carbon dioxide calculated from alkalinity results. Values for 2003 and 2004 were modified to be consistent with previous years' results.

< = less than reporting limit
µg/L = micrograms per liter
ID = identification number
J = estimated
LOQ = limit of quantification
mg/L = milligrams per liter
Qual = qualifier
RL = reporting limit
RSK = Robert S. Kerr Environmental Research Laboratory
SM = Standard Method
U = nondetect
USEPA = United States Environmental Protection Agency

TABLE E.2.1-18
CORNHUSKER ARMY AMMUNITION PLANT
WELL G0028-NATURAL ATTENUATION PARAMETERS

FIELD ID	G0028			G0028			G0028			G0028			G0028			G0028			G0028			G0028			G0028			G0028			G0028		
COLLECT DATE	None			None			3/11/2013			3/5/2012			3/7/2011			3/2/2010			3/9/2009			3/13/2008			3/13/2007			3/27/2006			3/22/2005		
	Result	RL	Qual	Result	RL	Qual	Result	RL	Qual	Result	RL	Qual	Result	RL	Qual	Result	RL	Qual	Result	RL	Qual	Result	RL	Qual	Result	RL	Qual	Result	RL	Qual	Result	RL	Qual
NATURAL ATTENUATION PARAMETERS																																	
Ammonia USEPA 350.1 (mg/L)							<	0.25	U	<	0.25	UJ	<	0.25	UJ	<	0.1	U	<	0.05	U	0.32	0.05		0.08	0.05		<	0.05	U	<	0.05	U
Total Kjeldahl Nitrogen USEPA 351.2 (mg/L)	**Abandoned**			**Not Sampled**			1.36	1		<	1	U	0.454	1	J	0.59	1	J	<	1	U	1.5	1		<	1	U	<	1	U	<	1	U
Nitrate/Nitrite USEPA 353.2 (mg/L)	**2016**			**in 2014, 2015, 2016**			0.258	0.1		<	0.1	U	<	0.1	UJ	<	0.1	U	<	0.05	U	<	0.05	U	<	0.05	U	<	0.05	U	<	0.05	U
Sulfide SM 9034 (mg/L)							0.2	2	J	0.4	2	J	1	2	J	<	4	U	<	1	U	<	1	U	<	1	U	<	1	U	<	1	U
Sulfate USEPA 9056A (mg/L)							1380	50		1390	25		1440	50		1300	250		1300	100		1200	100		1100	100		960	100		920	100	
Dissolved Organic Carbon SM 9060A (mg/L)							8.49	1		7.15	1		7.67	1		6.8	1		6	1		7.1	1		6.1	1		6.7	1		6.6	1	
Alkalinity SM 2320B (mg/L)							485	1.25		475	1.25		545	1		470	5		460	20		470	4		440	8		420	8		460	8	
Methane RSK-175 (µg/L)							<	5	U	<	5	U	<	5	UJ	0.71	5	J	0.37	0.31		<	1.7	U	0.62	0.87	J	<	0.87	U	0.48	0.87	J
Carbon Dioxide SM 2320B (mg/L)[1]							216	10		211.1	10		242	0.4		200	2.2		200	0.22		207	0.88		200	0.88		180	0.88		200	0.1	

Notes:
Analysis methods listed are accurate for most current sampling event. Previous analysis methods may be different.

[1]Carbon dioxide calculated from alkalinity results. Values for 2003 and 2004 were modified to be consistent with previous years' results.

< = less than reporting limit
µg/L = micrograms per liter
ID = identification number
J = estimated
LOQ = limit of quantification
mg/L = milligrams per liter
Qual = qualifier
RL = reporting limit
RSK = Robert S. Kerr Environmental Research Laboratory
SM = Standard Method
U = nondetect
USEPA = United States Environmental Protection Agency

TABLE E.2.1-18
CORNHUSKER ARMY AMMUNITION PLANT
WELL G0028-NATURAL ATTENUATION PARAMETERS

FIELD ID	G0028			G0028			G0028			G0028			G0028			G0028			G0028		
COLLECT DATE	3/23/2004			3/20/2003			3/25/2002			3/30/2001			3/15/2000			3/29/1999			6/24/1998		
	Result	RL	Qual	Result	RL	Qual	Result	RL	Qual	Result	RL	Qual	Result	RL	Qual	Result	RL	Qual	Result	RL	Qual
NATURAL ATTENUATION PARAMETERS																					
Ammonia USEPA 350.1 (mg/L)	<	0.2	U	0.27	0.2		2.4	0.4		<	0.1	U	0.14	0.1		<	0.1	U	<	0.1	U
Total Kjeldahl Nitrogen USEPA 351.2 (mg/L)	<	0.49	U	<	0.29	U	0.8	0.4		0.385	0.1		0.571	0.1		0.37	0.1		0.273	0.1	
Nitrate/Nitrite USEPA 353.2 (mg/L)	<	1	U	0.81	0.1		<	0.1	U	<	0.5	U	<	1	U	<	1	U	<	1	U
Sulfide SM 9034 (mg/L)	<	1	U	<	1	U	<	1	U	<	1	U	<	1	UJ	<	1	U	<	1	U
Sulfate USEPA 9056A (mg/L)	1000	100		1000	50	J	1100	50		976	50		1110	10		1090	10		1140	10	
Dissolved Organic Carbon SM 9060A (mg/L)	6.3	1		6.3	1		6.4	1		10	5		6.8	5		<	5	U	18.9	5	
Alkalinity SM 2320B (mg/L)	420	5		420	5		450	5		390	5		439	5		223	5		399	5	
Methane RSK-175 (µg/L)	<	2	U	<	2	U	<	2	U	0.71	1	J	<	1	U	<	1	U	1.07	1	
Carbon Dioxide SM 2320B (mg/L)[1]	185	1		185	1		200	1		172	5		193	2.2		98.1	2.2		176	2.2	

Notes:
Analysis methods listed are accurate for most current sampling event. Previous analysis methods may be different.

[1]Carbon dioxide calculated from alkalinity results. Values for 2003 and 2004 were modified to be consistent with previous years' results.

< = less than reporting limit
µg/L = micrograms per liter
ID = identification number
J = estimated
LOQ = limit of quantification
mg/L = milligrams per liter
Qual = qualifier
RL = reporting limit
RSK = Robert S. Kerr Environmental Research Laboratory
SM = Standard Method
U = nondetect
USEPA = United States Environmental Protection Agency

TABLE E.2.1-19
CORNHUSKER ARMY AMMUNITION PLANT
WELL G0029-NATURAL ATTENUATION PARAMETERS

FIELD ID	G0029			G0029			G0029			G0029			G0029			G0029			G0029			G0029		
COLLECT DATE	None			3/23/2005			3/16/2004			3/25/2003			3/20/2002			3/26/1999			6/25/1998					
	Result	RL	Qual	Result	RL	Qual	Result	RL	Qual	Result	RL	Qual	Result	RL	Qual	Result	RL	Qual	Result	RL	Qual			
NATURAL ATTENUATION PARAMETERS																								
Ammonia USEPA 350.1 (mg/L)				<	0.05	U	0.28	0.2		<	0.2	U	<	0.2	U	<	0.1	U	<	0.1	U			
Total Kjeldahl Nitrogen USEPA 351.2 (mg/L)	**Abandoned**			<	1	U	<	0.35	U	<	0.37	U	1.1	0.4		0.434	0.1		<	0.1	U			
Nitrate/Nitrite USEPA 353.2 (mg/L)	**2005**			4	0.25		1.1	0.1		4.5	0.2	J	7.7	0.5		<	2	U	3.92	1				
Sulfide SM 9034 (mg/L)				<	1	U	0.6	1	J	<	1	U	<	1	U	<	1	U	<	1	U			
Sulfate USEPA 9056A (mg/L)				100	20		85	2		100	5		91	5		65.5	2		76	2				
Dissolved Organic Carbon SM 9060A (mg/L)				2.7	1		3.1	1		2.5	1		3	1		12	5		12.4	5				
Alkalinity SM 2320B (mg/L)				190	8		250	5		220	5		180	5		157	5		198	5				
Methane RSK-175 (µg/L)				<	0.87	U	<	2	U	<	2	U	<	2	U	<	1	U	<	1	U			
Carbon Dioxide SM 2320B (mg/L)[1]				84	0.1		110	0.6		97	1		79	1		69.1	2.2		87.1	2.2				

Notes:
Analysis methods listed are accurate for most current sampling event. Previous analysis methods may be different.

[1]Carbon dioxide calculated from alkalinity results. Values for 2003 and 2004 were modified to be consistent with previous years' results.

< = less than reporting limit
µg/L = micrograms per liter
ID = identification number
J = estimated
LOQ = limit of quantification
mg/L = milligrams per liter
Qual = qualifier
RL = reporting limit
RSK = Robert S. Kerr Environmental Research Laboratory
SM = Standard Method
U = nondetect
USEPA = United States Environmental Protection Agency

TABLE E.2.1-20
CORNHUSKER ARMY AMMUNITION PLANT
WELL G0030-NATURAL ATTENUATION PARAMETERS

FIELD ID	G0030			G0030			G0030			G0030			G0030			G0030			G0030			G0030			G0030			G0030		
COLLECT DATE	None			3/23/2005			3/16/2004			3/25/2003			3/20/2002			3/23/2001			3/16/2000			3/26/1999			6/25/1998					
	Result	RL	Qual	Result	RL	Qual	Result	RL	Qual	Result	RL	Qual	Result	RL	Qual	Result	RL	Qual	Result	RL	Qual	Result	RL	Qual	Result	RL	Qual			
NATURAL ATTENUATION PARAMETERS																														
Ammonia USEPA 350.1 (mg/L)				<	0.05	U	0.15	0.2	J	<	0.2	U	<	0.2	U	<	0.1	U	0.146	0.1		0.464	0.1		0.176	0.1				
Total Kjeldahl Nitrogen USEPA 351.2 (mg/L)	**Abandoned**			<	1	UJ	0.89	0.2		<	0.34	U	0.52	0.4		0.219	0.1		0.564	0.1		0.417	0.1		0.302	0.1				
Nitrate/Nitrite USEPA 353.2 (mg/L)	**2005**			13	0.5	J	8.1	1		5.7	0.2	J	5.2	0.5		1.21	0.5		2	1		4.76	2		3.28	1				
Sulfide SM 9034 (mg/L)				<	1	U	<	1	U	<	1	U	<	1	U	<	1	U	<	1	U	<	1	U	<	1	U			
Sulfate USEPA 9056A (mg/L)				89	20		77	2		92	5		100	5		95.6	5		86.7	2		72.1	5		56.3	2				
Dissolved Organic Carbon SM 9060A (mg/L)				2.1	1		2.3	1		2.6	1		2.6	1		<	5	U	5	5		11.4	5		13.3	5				
Alkalinity SM 2320B (mg/L)				190	8		180	5		230	5		210	5		185	5		215	5		197	5		161	5				
Methane RSK-175 (µg/L)				0.43	0.87	J	7.6	2		<	2	U	<	2	U	<	1	U	<	1	U	<	1	U	<	1	U			
Carbon Dioxide SM 2320B (mg/L)[1]				84	0.1		79	0.7		101	1		92	1		81.4	5		94.4	2.2		86.7	2.2		70.8	2.2				

Notes:
Analysis methods listed are accurate for most current sampling event. Previous analysis methods may be different.

[1]Carbon dioxide calculated from alkalinity results. Values for 2003 and 2004 were modified to be consistent with previous years' results.

< = less than reporting limit
µg/L = micrograms per liter
ID = identification number
J = estimated
LOQ = limit of quantification
mg/L = milligrams per liter
Qual = qualifier
RL = reporting limit
RSK = Robert S. Kerr Environmental Research Laboratory
SM = Standard Method
U = nondetect
USEPA = United States Environmental Protection Agency

TABLE E.2.1-21
CORNHUSKER ARMY AMMUNITION PLANT
WELL G0031-NATURAL ATTENUATION PARAMETERS

FIELD ID	G0031			G0031			G0031			G0031			G0031			G0031			G0031			G0031			G0031			G0031		
COLLECT DATE	None			3/22/2005			3/16/2004			3/25/2003			3/20/2002			3/26/2001			3/16/2000			3/26/1999			6/25/1998					
	Result	RL	Qual	Result	RL	Qual	Result	RL	Qual	Result	RL	Qual	Result	RL	Qual	Result	RL	Qual	Result	RL	Qual	Result	RL	Qual	Result	RL	Qual			
NATURAL ATTENUATION PARAMETERS																														
Ammonia USEPA 350.1 (mg/L)				<	0.05	U	<	0.2	U	<	0.2	U	0.13	0.2	J	<	0.1	U	<	0.1	U	<	0.1	U	<	0.1	U			
Total Kjeldahl Nitrogen USEPA 351.2 (mg/L)	**Abandoned**			<	1	U	0.95	0.2		0.22	0.2		0.43	0.4		<	0.1	U	0.136	0.1		<	0.1	U	<	0.1	U			
Nitrate/Nitrite USEPA 353.2 (mg/L)	**2005**			6.6	0.25		8.9	1		11	0.5		10	0.5		4.87	0.5		9.29	1		7.93	2		6.68	1				
Sulfide SM 9034 (mg/L)				<	1	U	<	1	U	<	1	U	<	1	U	<	1	U	<	1	U	<	1	U	<	1	U			
Sulfate USEPA 9056A (mg/L)				95	10		69	2		56	5		61	5		98.6	2.5		65.5	2		68.8	2		60.4	2				
Dissolved Organic Carbon SM 9060A (mg/L)				3.9	1		2.6	1		1.8	1		2.6	1		<	5	U	19.7	5		12.3	5		7.9	5				
Alkalinity SM 2320B (mg/L)				200	8		190	5		210	5		180	5		165	5		182	5		185	5		164	5				
Methane RSK-175 (µg/L)				<	0.87	U	<	2	U	<	2	U	<	2	U	<	1	U	<	1	U	<	1	U	<	1	U			
Carbon Dioxide SM 2320B (mg/L)[1]				88	0.1		84	0.4		92	1		79	1		72.6	5		80	2.2		81.4	2.2		72.2	2.2				

Notes:
Analysis methods listed are accurate for most current sampling event. Previous analysis methods may be different.

[1]Carbon dioxide calculated from alkalinity results. Values for 2003 and 2004 were modified to be consistent with previous years' results.

< = less than reporting limit
µg/L = micrograms per liter
ID = identification number
J = estimated
LOQ = limit of quantification
mg/L = milligrams per liter
Qual = qualifier
RL = reporting limit
RSK = Robert S. Kerr Environmental Research Laboratory
SM = Standard Method
U = nondetect
USEPA = United States Environmental Protection Agency

TABLE E.2.1-22
CORNHUSKER ARMY AMMUNITION PLANT
WELL G0032-NATURAL ATTENUATION PARAMETERS

FIELD ID	G0032			G0032			G0032			G0032/74			G0032/74			G0032/74			G0032/74			G0032/74			G0032/74			G0032			G0032		
COLLECT DATE	None			3/11/2013			3/5/2012			None			3/13/2007			3/27/2006			3/22/2005			3/16/2004			3/20/2003			3/21/2002				
	Result	RL	Qual	Result	RL	Qual	Result	RL	Qual	Result	RL	Qual	Result	RL	Qual	Result	RL	Qual	Result	RL	Qual	Result	RL	Qual	Result	RL	Qual	Result	RL	Qual		
NATURAL ATTENUATION PARAMETERS																																
Ammonia USEPA 350.1 (mg/L)				<	0.25	U	<	0.25	UJ				<	0.05	U	<	0.05	U	<	0.05	U	<	0.2	U	<	0.2	U	0.17	0.2	J		
Total Kjeldahl Nitrogen USEPA 351.2 (mg/L)	**Abandoned**			<	1	U	<	1	UJ	**Not Sampled**			<	1	U	<	1	U	<	1	U	1.2	0.2		0.44	0.2		<	0.58	U		
Nitrate/Nitrite USEPA 353.2 (mg/L)	**2013**			<	0.1	U	19.5	0.1		**in 2008, 2009, 2010,**			23	1	J	17	0.5		17	0.5		14	1		17	1	J	16	0.5			
Sulfide SM 9034 (mg/L)				0.2	2	J	0.4	2	J	**2011**			<	1	U	<	1	U	<	1	U	<	1	U	<	1	U	<	1	U		
Sulfate USEPA 9056A (mg/L)				901	25		928	25					910	50		830	50		730	50		660	40		710	50		610	1			
Dissolved Organic Carbon SM 9060A (mg/L)				6.24	1		5.74	1					5.7	1		6.3	1		5.7	1		5.2	1		5.4	1		5.9	1			
Alkalinity SM 2320B (mg/L)				410	1.25		405	1.25					410	8		410	8		400	8		380	5		380	5		400	5			
Methane RSK-175 (µg/L)				<	5	U	<	5	U				<	0.87	U	<	0.87	U	<	0.87	U	<	2	U	<	2	U	<	2	U		
Carbon Dioxide SM 2320B (mg/L)[1]				182	10		180	1.25					180	0.88		180	0.88		180	0.1		167	0.3		167	1		176	1			

Notes:
Analysis methods listed are accurate for most current sampling event. Previous analysis methods may be different.

[1]Carbon dioxide calculated from alkalinity results. Values for 2003 and 2004 were modified to be consistent with previous years' results.

< = less than reporting limit
µg/L = micrograms per liter
ID = identification number
J = estimated
LOQ = limit of quantification
mg/L = milligrams per liter
Qual = qualifier
RL = reporting limit
RSK = Robert S. Kerr Environmental Research Laboratory
SM = Standard Method
U = nondetect
USEPA = United States Environmental Protection Agency

TABLE E.2.1-22
CORNHUSKER ARMY AMMUNITION PLANT
WELL G0032-NATURAL ATTENUATION PARAMETERS

FIELD ID	G0032			G0032			G0032			G0032		
COLLECT DATE	3/30/2001			3/13/2000			3/26/1999			6/11/1998		
	Result	RL	Qual	Result	RL	Qual	Result	RL	Qual	Result	RL	Qual
NATURAL ATTENUATION PARAMETERS												
Ammonia USEPA 350.1 (mg/L)	<	0.1	U	<	0.1	U	<	0.1	U	<	0.1	U
Total Kjeldahl Nitrogen USEPA 351.2 (mg/L)	0.184	0.1		<	0.1	U	<	0.1	U	<	0.1	U
Nitrate/Nitrite USEPA 353.2 (mg/L)	16.8	0.5		15.2	1		13.5	2		14	1	
Sulfide SM 9034 (mg/L)	<	1	U	<	1	U	<	1	U	<	1	U
Sulfate USEPA 9056A (mg/L)	738	50		724	10		798	5		693	10	
Dissolved Organic Carbon SM 9060A (mg/L)	<	5	U	6.1	5		15.4	5		6.8	5	
Alkalinity SM 2320B (mg/L)	383	5		371	5		350	5		350	5	
Methane RSK-175 (µg/L)	<	1	UJ	<	1	U	<	1	U	<	1	U
Carbon Dioxide SM 2320B (mg/L)[1]	169	5		163	2.2		154	2.2		154	2.2	

Notes:
Analysis methods listed are accurate for most current sampling event. Previous analysis methods may be different.

[1]Carbon dioxide calculated from alkalinity results. Values for 2003 and 2004 were modified to be consistent with previous years' results.

< = less than reporting limit
µg/L = micrograms per liter
ID = identification number
J = estimated
LOQ = limit of quantification
mg/L = milligrams per liter
Qual = qualifier
RL = reporting limit
RSK = Robert S. Kerr Environmental Research Laboratory
SM = Standard Method
U = nondetect
USEPA = United States Environmental Protection Agency

TABLE E.2.1-23
CORNHUSKER ARMY AMMUNITION PLANT
WELL G0033-NATURAL ATTENUATION PARAMETERS

FIELD ID	G0033			G0033			G0033			G0033			G0033			G0033			G0033			G0033			G0033			G0033			G0033		
COLLECT DATE	None			3/11/2013			3/5/2012			None			3/15/2007			3/27/2006			3/22/2005			3/16/2004			3/20/2003			3/20/2002			3/30/2001		
	Result	RL	Qual	Result	RL	Qual	Result	RL	Qual	Result	RL	Qual	Result	RL	Qual	Result	RL	Qual	Result	RL	Qual	Result	RL	Qual	Result	RL	Qual	Result	RL	Qual	Result	RL	Qual
NATURAL ATTENUATION PARAMETERS																																	
Ammonia USEPA 350.1 (mg/L)				<	0.25	U	<	0.25	UJ				<	0.05	U	<	0.05	U	<	0.05	U	0.11	0.2	J	0.29	0.2	J	0.25	0.2		0.108	0.1	
Total Kjeldahl Nitrogen USEPA 351.2 (mg/L)	**Abandoned**			0.202	1	J	<	1	U	**Not Sampled**			<	1	U	<	1	U	<	1	U	0.99	0.2		0.38	0.2	J	<	0.59	U	0.138	0.1	
Nitrate/Nitrite USEPA 353.2 (mg/L)	**2013**			1.54	0.1		46.1	0.1		**in 2008, 2009, 2010,**			44	2.5		44	2.5		32	1		37	1		39	1		33	2		33.4	1	
Sulfide SM 9034 (mg/L)				0.2	2	J	0.4	2	J	**2011**			<	1	U	<	1	U	<	1	U	<	1	U	<	1	U	<	1	U	<	1	U
Sulfate USEPA 9056A (mg/L)				65.1	1		68.4	1					64	20		65	20		58	50		59	2		64	2		59	4		48.8	5	
Dissolved Organic Carbon SM 9060A (mg/L)				3.85	1		2.44	1					3	1		3.2	1		2.9	1		2.6	1		2.6	1		3	1		9.8	5	
Alkalinity SM 2320B (mg/L)				195	1.25		190	1.25					210	8		180	8		200	8		180	5		200	5		190	5		168	5	
Methane RSK-175 (µg/L)				<	5	U	<	5	U				<	0.87	U	<	0.87	U	<	0.87	U	<	2	U	<	2	U	<	2	U	<	1	UJ
Carbon Dioxide SM 2320B (mg/L)[1]				87	10		84.44	1.25					92	0.88		77	0.88		88	0.1		79	1		88	1		84	1		73.9	5	

Notes:
Analysis methods listed are accurate for most current sampling event. Previous analysis methods may be different.

[1]Carbon dioxide calculated from alkalinity results. Values for 2003 and 2004 were modified to be consistent with previous years' results.

< = less than reporting limit
µg/L = micrograms per liter
ID = identification number
J = estimated
LOQ = limit of quantification
mg/L = milligrams per liter
Qual = qualifier
RL = reporting limit
RSK = Robert S. Kerr Environmental Research Laboratory
SM = Standard Method
U = nondetect
USEPA = United States Environmental Protection Agency

TABLE E.2.1-23
CORNHUSKER ARMY AMMUNITION PLANT
WELL G0033-NATURAL ATTENUATION PARAMETERS

FIELD ID	G0033			G0033			G0033		
COLLECT DATE	3/14/2000			3/26/1999			6/12/1998		
	Result	RL	Qual	Result	RL	Qual	Result	RL	Qual
NATURAL ATTENUATION PARAMETERS									
Ammonia USEPA 350.1 (mg/L)	<	0.1	U	<	0.1	U	<	0.1	U
Total Kjeldahl Nitrogen USEPA 351.2 (mg/L)	0.128	0.1	J	<	0.1	U	<	0.1	U
Nitrate/Nitrite USEPA 353.2 (mg/L)	37.8	10		34.1	2		38.2	4	
Sulfide SM 9034 (mg/L)	<	1	U	<	1	U	<	1	U
Sulfate USEPA 9056A (mg/L)	51.9	2		56.8	2		49	1	
Dissolved Organic Carbon SM 9060A (mg/L)	<	5	U	12.2	5		9.6	5	
Alkalinity SM 2320B (mg/L)	186	5		183	5		175	5	
Methane RSK-175 (µg/L)	<	1	U	<	1	U	<	1	U
Carbon Dioxide SM 2320B (mg/L)[1]	81.8	2.2		80.5	2.2		77	2.2	

Notes:
Analysis methods listed are accurate for most current sampling event. Previous analysis methods may be different.

[1]Carbon dioxide calculated from alkalinity results. Values for 2003 and 2004 were modified to be consistent with previous years' results.

< = less than reporting limit
µg/L = micrograms per liter
ID = identification number
J = estimated
LOQ = limit of quantification
mg/L = milligrams per liter
Qual = qualifier
RL = reporting limit
RSK = Robert S. Kerr Environmental Research Laboratory
SM = Standard Method
U = nondetect
USEPA = United States Environmental Protection Agency

TABLE E.2.1-24
CORNHUSKER ARMY AMMUNITION PLANT
WELL G0042-NATURAL ATTENUATION PARAMETERS

FIELD ID	G0042			G0042			G0042			G0042			G0042			G0042			G0042			G0042			G0042			G0042			G0042		
COLLECT DATE	None			3/8/2013			3/13/2008			3/13/2007			3/29/2006			3/18/2005			3/23/2004			3/20/2003			3/21/2002			3/28/2001			3/17/2000		
	Result	RL	Qual	Result	RL	Qual	Result	RL	Qual	Result	RL	Qual	Result	RL	Qual	Result	RL	Qual	Result	RL	Qual	Result	RL	Qual	Result	RL	Qual	Result	RL	Qual	Result	RL	Qual
NATURAL ATTENUATION PARAMETERS																																	
Ammonia USEPA 350.1 (mg/L)				1.14	0.25		0.15	0.05		<	0.05	U	<	0.05	U	0.07	0.05		<	0.2	U	<	0.2	U	0.06	0.2	J	<	0.1	U	<	0.1	U
Total Kjeldahl Nitrogen USEPA 351.2 (mg/L)	**Abandoned**			0.067	1	J	1.1	1		<	1	U	<	1	U	1	1		<	0.51	U	0.29	0.2		<	0.6	U	2.96	0.1		0.717	0.1	
Nitrate/Nitrite USEPA 353.2 (mg/L)	**2013**			2.9	0.1		0.62	0.05		2.7	1	J	3.1	0.1		3.7	0.1		2.8	0.1		3.1	0.1		3.8	0.1		1.7	0.5		2.69	1	
Sulfide SM 9034 (mg/L)				<	2	U	<	1	U	<	1	U	<	1	U	<	1	U	<	1	U	<	1	U	1.6	1		<	1	U	<	1	UJ
Sulfate USEPA 9056A (mg/L)				336	10		460	100		250	20		300	50		270	50		310	20		430	100		370	25		529	50		605	5	
Dissolved Organic Carbon SM 9060A (mg/L)				2.96	1		3.3	1		2	1		2.6	1		2.9	1		2.6	1		2.7	1		3.7	1		9.1	5		<	5	U
Alkalinity SM 2320B (mg/L)				523	1.25		360	4		370	8		370	8		420	8		360	5		370	5		440	5		388	5		449	5	
Methane RSK-175 (µg/L)				<	5	U	<	1.7	U	<	0.87	U	<	0.87	U	<	0.87	U	<	2	U	<	2	U	<	2	U	<	1	U	<	1	U
Carbon Dioxide SM 2320B (mg/L)[1]				232	10		158	1.8		160	0.88		160	0.88		180	0.1		158	1		163	1		190	1		171	5		198	2.2	

Notes:
Analysis methods listed are accurate for most current sampling event. Previous analysis methods may be different.

[1]Carbon dioxide calculated from alkalinity results. Values for 2003 and 2004 were modified to be consistent with previous years' results.

< = less than reporting limit
µg/L = micrograms per liter
ID = identification number
J = estimated
LOQ = limit of quantification
mg/L = milligrams per liter
Qual = qualifier
RL = reporting limit
RSK = Robert S. Kerr Environmental Research Laboratory
SM = Standard Method
U = nondetect
USEPA = United States Environmental Protection Agency

TABLE E.2.1-24
CORNHUSKER ARMY AMMUNITION PLANT
WELL G0042-NATURAL ATTENUATION PARAMETERS

FIELD ID	G0042			G0042		
COLLECT DATE	3/30/1999			6/24/1998		
	Result	RL	Qual	Result	RL	Qual
NATURAL ATTENUATION PARAMETERS						
Ammonia USEPA 350.1 (mg/L)	<	0.1	U	<	0.1	U
Total Kjeldahl Nitrogen USEPA 351.2 (mg/L)	0.822	0.1		0.203	0.1	
Nitrate/Nitrite USEPA 353.2 (mg/L)	1.08	1		1.15	1	
Sulfide SM 9034 (mg/L)	<	1	U	<	1	U
Sulfate USEPA 9056A (mg/L)	617	5		408	5	
Dissolved Organic Carbon SM 9060A (mg/L)	<	5	U	17.1	5	
Alkalinity SM 2320B (mg/L)	414	5		339	5	
Methane RSK-175 (µg/L)	<	1	U	1.7	1	
Carbon Dioxide SM 2320B (mg/L)[1]	182	2.2		149	2.2	

Notes:
Analysis methods listed are accurate for most current sampling event. Previous analysis methods may be different.

[1]Carbon dioxide calculated from alkalinity results. Values for 2003 and 2004 were modified to be consistent with previous years' results.

< = less than reporting limit
µg/L = micrograms per liter
ID = identification number
J = estimated
LOQ = limit of quantification
mg/L = milligrams per liter
Qual = qualifier
RL = reporting limit
RSK = Robert S. Kerr Environmental Research Laboratory
SM = Standard Method
U = nondetect
USEPA = United States Environmental Protection Agency

TABLE E.2.1-25
CORNHUSKER ARMY AMMUNITION PLANT
WELL G0043-NATURAL ATTENUATION PARAMETERS

FIELD ID	G0043			G0043			G0043			G0043			G0043			G0043			G0043			G0043			G0043			G0043			G0043		
COLLECT DATE	None			3/13/2007			3/28/2006			3/18/2005			3/23/2004			3/20/2003			3/22/2002			3/28/2001			3/17/2000			3/30/1999			6/24/1998		
	Result	RL	Qual	Result	RL	Qual	Result	RL	Qual	Result	RL	Qual	Result	RL	Qual	Result	RL	Qual	Result	RL	Qual	Result	RL	Qual	Result	RL	Qual	Result	RL	Qual	Result	RL	Qual
NATURAL ATTENUATION PARAMETERS																																	
Ammonia USEPA 350.1 (mg/L)				<	0.05	U	<	0.05	U	<	0.05	U	<	0.2	U	<	0.2	U	0.13	0.2	J	<	0.1	U	<	0.1	U	<	0.1	U	<	0.1	U
Total Kjeldahl Nitrogen USEPA 351.2 (mg/L)	**Abandoned**			<	1	U	<	1	U	1.1	1		<	0.6	U	<	0.2	U	0.25	0.2		0.374	0.1		0.272	0.1		0.37	0.1		<	0.1	U
Nitrate/Nitrite USEPA 353.2 (mg/L)	**2009**			0.071	0.05	J	0.4	0.05		0.46	0.05		1.5	0.1		3.2	0.1		1.4	0.1		1.58	0.5		1.61	1		2.55	1		2.28	1	
Sulfide SM 9034 (mg/L)				<	1	U	<	1	U	<	1	U	<	1	U	<	1	U	1.6	1		<	1	U	<	1	UJ	<	1	U	<	1	U
Sulfate USEPA 9056A (mg/L)				130	20		140	10		130	10		190	10		270	10		270	10		322	50		297	2		365	5		300	5	
Dissolved Organic Carbon SM 9060A (mg/L)				2.1	1		2.5	1		2.6	1		2.1	1		2.4	1		2.7	1		<	5	U	<	5	U	<	5	U	18.4	5	
Alkalinity SM 2320B (mg/L)				390	8		390	8		350	8		310	5		350	5		370	5		370	5		412	5		442	5		383	5	
Methane RSK-175 (µg/L)				<	0.87	U	<	0.87	U	<	0.87	U	<	2	U	<	2	U	<	2	U	<	1	U	<	1	U	<	1	U	<	1	U
Carbon Dioxide SM 2320B (mg/L)[1]				170	0.88		170	0.88		150	0.1		136	1		154	1		160	1		163	5		181	2.2		194	2.2		169	2.2	

Notes:
Analysis methods listed are accurate for most current sampling event. Previous analysis methods may be different.

[1]Carbon dioxide calculated from alkalinity results. Values for 2003 and 2004 were modified to be consistent with previous years' results.

< = less than reporting limit
µg/L = micrograms per liter
ID = identification number
J = estimated
LOQ = limit of quantification
mg/L = milligrams per liter
Qual = qualifier
RL = reporting limit
RSK = Robert S. Kerr Environmental Research Laboratory
SM = Standard Method
U = nondetect
USEPA = United States Environmental Protection Agency

TABLE E.2.1-26
CORNHUSKER ARMY AMMUNITION PLANT
WELL G0044-NATURAL ATTENUATION PARAMETERS

FIELD ID	G0044					G0044					G0044					G0044					G0044					G0044				
COLLECT DATE	5/17/2022					5/24/2021					6/10/2020					6/4/2019					3/19/2018					3/24/2017				
	Result	Qual	DL	LOD	LOQ	Result	Qual	DL	LOD	LOQ	Result	Qual	DL	LOD	LOQ	Result	Qual	DL	LOD	LOQ	Result	Qual	DL	LOD	LOQ	Result	Qual	DL	LOD	LOQ
NATURAL ATTENUATION PARAMETERS																														
Ammonia USEPA 350.1 (mg/L)	<	U	0.029	0.05	0.1	<	U	0.022	0.05	0.1	<	U	0.022	0.05	0.1	<	U	0.022	0.05	0.1	<	U	0.02	0.05	0.1	<	U	0.022	0.05	0.1
Total Kjeldahl Nitrogen USEPA 351.2 (mg/L)	<	U	0.69	0.8	1	<	U	0.69	1	1	<	U	0.69	1	1	<	U	0.69	1	1	<	U	0.18	0.5	1	<	U	0.18	0.5	1
Nitrate/Nitrite USEPA 353.2 (mg/L)	23		0.44	0.5	1.0	8.9		0.019	0.05	0.1	2.6		0.019	0.05	0.1	9.4	J	0.038	0.1	0.2	5.9		0.02	0.05	0.1	3		0.019	0.05	0.1
Sulfide SM 9034 (mg/L)	<	U	1.6	2	4	2.4	J	0.79	1.9	4	<	U	0.79	1.9	4	<	U	0.79	1.9	4	<	U	0.79	1.9	4	0.8	J	0.79	1.9	4
Sulfate USEPA 9056A (mg/L)	790		5.2	13	25	700		5.2	13	25	170		1	3	5	650		10	30	50	570		1.2	2.5	25	600		1.2	2.5	25
Dissolved Organic Carbon SM 9060A (mg/L)	7.5		0.35	0.8	1	4.9		0.35	0.8	1	2.5		0.35	1	1	5.1		0.16	0.5	1	20		0.16	0.5	1	4.5		0.16	0.5	1
Alkalinity SM 2320B (mg/L)	620		3.1	6.4	10	490		3.1	6.4	10	430		3.1	10	10	590		3.1	10	10	520		1.1	3.2	5	500		1.1	3.2	5
Methane RSK-175 (µg/L)	<	U	0.63	1.3	5	<	U	0.63	2	5	<	U	0.63	2	5	<	U	0.63	2	5	<	UJ	0.22	0.8	5	<	U	0.22	0.8	5
Carbon Dioxide SM 2320B (mg/L)[1]	276		3.1	6.4	10	218		3.1	6.4	10	191		3.1	10	10	262		3.1	10	10	231		1.1	3.2	5	222.22		1.1	3.2	5

Notes:
Analysis methods listed are accurate for most current sampling event. Previous analysis methods may be different.

[1]Carbon dioxide calculated from alkalinity results. Values for 2003 and 2004 were modified to be consistent with previous years' results.

< = less than reporting limit
µg/L = micrograms per liter
ID = identification number
J = estimated
LOQ = limit of quantification
mg/L = milligrams per liter
Qual = qualifier
RL = reporting limit
RSK = Robert S. Kerr Environmental Research Laboratory
SM = Standard Method
U = nondetect
USEPA = United States Environmental Protection Agency

TABLE E.2.1-26
CORNHUSKER ARMY AMMUNITION PLANT
WELL G0044-NATURAL ATTENUATION PARAMETERS

FIELD ID	G0044					G0044					G0044			G0044			G0044			G0044			G0044			G0044			G0044		
COLLECT DATE	8/8/2016					8/5/2015					8/18/2014			3/11/2013			3/5/2012			3/7/2011			3/2/2010			3/9/2009			3/17/2008		
	Result	DL	LOD	LOQ	Qual	Result	DL	LOD	LOQ	Qual	Result	LOQ	Qual	Result	RL	Qual	Result	RL	Qual	Result	RL	Qual	Result	RL	Qual	Result	RL	Qual	Result	RL	Qual
NATURAL ATTENUATION PARAMETERS																															
Ammonia USEPA 350.1 (mg/L)	<	0.022	0.05	0.1	U	<	0.022	0.05	0.1	U	0.039	0.1	J	<	0.25	U	<	0.25	UJ	<	0.25	UJ	<	0.1	U	<	0.05	U	0.22	0.05	
Total Kjeldahl Nitrogen USEPA 351.2 (mg/L)	0.19	0.18	0.5	1	J	<	0.18	0.5	1	U	<	1	U	0.178	1	J	<	1	U	<	1	UJ	0.28	1	J	<	1	U	<	1	U
Nitrate/Nitrite USEPA 353.2 (mg/L)	1.8	0.019	0.05	0.1		2.7	0.019	0.05	0.1		7.6	0.1		1.95	0.1		2.39	0.1		1.66	0.1		1.1	0.1		0.3	0.05		0.099	0.05	
Sulfide SM 9034 (mg/L)	<	0.79	1.9	4	U	<	0.79	1.9	4	U	<	4	U	0.401	2	J	0.6	2	J	0.2	2	J	<	4	U	<	1	U	<	1	U
Sulfate USEPA 9056A (mg/L)	300	2.3	5	50		270	1.2	2.5	25		400	25		713	25		579	25		555	25		390	100		170	50		190	20	
Dissolved Organic Carbon SM 9060A (mg/L)	3.4	0.16	0.5	1		3.5	0.16	0.5	1		3.6	1		5.31	1		3.68	1		4.88	1		3	1		3.5	1	J	4.2	1	
Alkalinity SM 2320B (mg/L)	390	1.1	3.2	5		450	1.1	3.2	5		540	5		480	1.25		410	1.25		455	1		430	5		450	20		470	4	
Methane RSK-175 (µg/L)	<	0.22	0.8	5	U	<	0.22	0.8	5	UJ	<	5	U	<	5	U	<	5	U	<	5	UJ	<	5	U	<	0.31	U	6.6	1.7	
Carbon Dioxide SM 2320B (mg/L)[1]	173.33	1.1	3.2	5		200	1.1	3.2	5		240	5		213	10		182.22	1.25		202	0.4		190	2.2		200	0.22		207	0.88	

Notes:
Analysis methods listed are accurate for most current sampling event. Previous analysis methods may be different.

[1]Carbon dioxide calculated from alkalinity results. Values for 2003 and 2004 were modified to be consistent with previous years' results.

< = less than reporting limit
µg/L = micrograms per liter
ID = identification number
J = estimated
LOQ = limit of quantification
mg/L = milligrams per liter
Qual = qualifier
RL = reporting limit
RSK = Robert S. Kerr Environmental Research Laboratory
SM = Standard Method
U = nondetect
USEPA = United States Environmental Protection Agency

TABLE E.2.1-26
CORNHUSKER ARMY AMMUNITION PLANT
WELL G0044-NATURAL ATTENUATION PARAMETERS

FIELD ID	G0044			G0044			G0044			G0044			G0044			G0044			G0044			G0044			G0044			G0044			G0044		
COLLECT DATE	3/13/2007			3/27/2006			3/22/2005			3/23/2004			3/20/2003			3/25/2002			3/30/2001			3/15/2000			3/29/1999			6/24/1998		
	Result	RL	Qual	Result	RL	Qual	Result	RL	Qual	Result	RL	Qual	Result	RL	Qual	Result	RL	Qual	Result	RL	Qual	Result	RL	Qual	Result	RL	Qual	Result	RL	Qual
NATURAL ATTENUATION PARAMETERS																														
Ammonia USEPA 350.1 (mg/L)	<	0.05	U	<	0.05	U	<	0.05	U	<	0.2	U	<	0.2	U	<	0.4	U	<	0.1	U	<	0.1	U	<	0.1	U	<	0.1	U
Total Kjeldahl Nitrogen USEPA 351.2 (mg/L)	<	1	U	<	1	U	<	1	U	1.1	0.2		0.46	0.2		0.5	0.4		<	0.1	U	0.979	0.1		0.473	0.1		<	0.1	U
Nitrate/Nitrite USEPA 353.2 (mg/L)	0.082	0.05		1.4	0.05		2.2	0.05		5	1		4.6	0.2	J	4.2	0.1		2.31	0.5		2.53	1		2.63	1		1.8	1	
Sulfide SM 9034 (mg/L)	<	1	U	<	1	U	<	1	U	<	1	U	<	1	U	<	1	U	<	1	U	<	1	UJ	<	1	U	<	1	U
Sulfate USEPA 9056A (mg/L)	320	50		250	50		150	50		310	20		460	25		370	25		463	50		416	5		380	10		286	5	
Dissolved Organic Carbon SM 9060A (mg/L)	2.8	1		3.1	1		3.3	1		4.4	1		5.2	1		4.8	1		<	5	U	<	5	U	<	5	U	17	5	
Alkalinity SM 2320B (mg/L)	480	8		430	8		530	8		490	5		490	5		540	5		475	5		505	5		475	5		471	5	
Methane RSK-175 (µg/L)	<	0.87	U	<	0.87	U	<	0.87	U	<	2	U	<	2	U	<	2	U	0.67	1	J	<	1	U	<	1	U	<	1	U
Carbon Dioxide SM 2320B (mg/L)[1]	210	0.88		190	0.88		230	0.1		216	1		216	1		240	1		209	5		222	2.2		209	2.2		207	2.2	

Notes:
Analysis methods listed are accurate for most current sampling event. Previous analysis methods may be different.

[1]Carbon dioxide calculated from alkalinity results. Values for 2003 and 2004 were modified to be consistent with previous years' results.

< = less than reporting limit
µg/L = micrograms per liter
ID = identification number
J = estimated
LOQ = limit of quantification
mg/L = milligrams per liter
Qual = qualifier
RL = reporting limit
RSK = Robert S. Kerr Environmental Research Laboratory
SM = Standard Method
U = nondetect
USEPA = United States Environmental Protection Agency

TABLE E.2.1-27
CORNHUSKER ARMY AMMUNITION PLANT
WELL G0045-NATURAL ATTENUATION PARAMETERS

FIELD ID	G0045					G0045					G0045					G0045					G0045					G0045				
COLLECT DATE	5/20/2022					5/25/2021					6/11/2020					6/6/2019					3/14/2018					3/24/2017				
	Result	Qual	DL	LOD	LOQ	Result	Qual	DL	LOD	LOQ	Result	Qual	DL	LOD	LOQ	Result	Qual	DL	LOD	LOQ	Result	Qual	DL	LOD	LOQ	Result	Qual	DL	LOD	LOQ
NATURAL ATTENUATION PARAMETERS																														
Ammonia USEPA 350.1 (mg/L)	1.6		0.029	0.05	0.1	2.1		0.022	0.05	0.1	3.4		0.022	0.05	0.1	3.9		0.022	0.05	0.1	3.1		0.02	0.05	0.1	3.6		0.022	0.05	0.1
Total Kjeldahl Nitrogen USEPA 351.2 (mg/L)	2		0.69	0.8	1	2		0.69	1	1	3.3		0.69	1	1	4		0.69	1	1	4.6		0.18	0.5	1	3.6		0.18	0.5	1
Nitrate/Nitrite USEPA 353.2 (mg/L)	<	U	0.044	0.05	0.1	<	U	0.019	0.05	0.1	<	U	0.019	0.05	0.1	<	U	0.019	0.05	0.1	<	U	0.02	0.05	0.1	<	U	0.019	0.05	0.1
Sulfide SM 9034 (mg/L)	<	U	1.6	2	4	0.8	J	0.79	1.9	4	<	U	0.79	1.9	4	<	U	0.79	1.9	4	<	U	0.79	1.9	4	<	U	0.79	1.9	4
Sulfate USEPA 9056A (mg/L)	1200		10	25	50	1300		10	25	50	1200		10	30	50	1000	J	10	30	50	1100		2.3	5	50	1100		2.3	5	50
Dissolved Organic Carbon SM 9060A (mg/L)	5.7		0.35	0.8	1	6		0.35	0.8	1	5.1		0.35	1	1	5.5		0.16	0.5	1	5.2		0.16	0.5	1	5.6		0.16	0.5	1
Alkalinity SM 2320B (mg/L)	450		3.1	6.4	10	470		3.1	6.4	10	420		3.1	10	10	440		3.1	10	10	410		1.1	3.2	5	420		1.1	3.2	5
Methane RSK-175 (µg/L)	1.2	J	0.63	1.3	5	0.79	J	0.63	2	5	2.8	J	0.63	2	5	1.7	J	0.63	2	5	3.3		0.22	0.8	5	3	J	0.22	0.8	5
Carbon Dioxide SM 2320B (mg/L)[1]	200		3.1	6.4	10	209		3.1	6.4	10	187		3.1	10	10	196		3.1	10	10	182		1.1	3.2	5	186.67		1.1	3.2	5

Notes:
Analysis methods listed are accurate for most current sampling event. Previous analysis methods may be different.

[1]Carbon dioxide calculated from alkalinity results. Values for 2003 and 2004 were modified to be consistent with previous years' results.

< = less than reporting limit
µg/L = micrograms per liter
ID = identification number
J = estimated
LOQ = limit of quantification
mg/L = milligrams per liter
Qual = qualifier
RL = reporting limit
RSK = Robert S. Kerr Environmental Research Laboratory
SM = Standard Method
U = nondetect
USEPA = United States Environmental Protection Agency

TABLE E.2.1-27
CORNHUSKER ARMY AMMUNITION PLANT
WELL G0045-NATURAL ATTENUATION PARAMETERS

FIELD ID	G0045					G0045					G0045			G0045			G0045			G0045			G0045			G0045			G0045		
COLLECT DATE	8/8/2016					8/15/2015					8/7/2014			3/8/2013			3/7/2012			3/7/2011			3/3/2010			3/11/2009			3/14/2008		
	Result	DL	LOD	LOQ	Qual	Result	DL	LOD	LOQ	Qual	Result	LOQ	Qual	Result	RL	Qual	Result	RL	Qual	Result	RL	Qual	Result	RL	Qual	Result	RL	Qual	Result	RL	Qual
NATURAL ATTENUATION PARAMETERS																															
Ammonia USEPA 350.1 (mg/L)	3.6	0.022	0.05	0.1	J	9.6	0.11	0.25	0.5		6.7	0.1		5.47	0.25		5.25	0.25		8.22	0.25		7.3	0.1		12	0.5		16	0.5	
Total Kjeldahl Nitrogen USEPA 351.2 (mg/L)	2.6	0.18	0.5	1		4.9	0.18	0.5	1	J	4.9	1		6.77	1		7.71	1		7.64	1		8.3	1		11	1		19	1	
Nitrate/Nitrite USEPA 353.2 (mg/L)	0.042	0.019	0.05	0.1	J	<	0.019	0.05	0.1	U	0.45	0.1		0.0323	0.1	J	<	0.1	U	<	0.1	UJ	0.03	0.1	J	<	0.05	U	<	0.05	U
Sulfide SM 9034 (mg/L)	<	0.79	1.9	4	U	<	0.79	1.9	4	U	<	4	U	0.2	2	J	0.8	2	J	0.4	2	J	<	4	U	<	1	U	<	1	U
Sulfate USEPA 9056A (mg/L)	1100	2.3	5	50		1100	2.3	5	50		1100	50		1040	50		1020	50		1030	50		1100	250		1200	100	J	880	100	
Dissolved Organic Carbon SM 9060A (mg/L)	5.1	0.16	0.5	1		5.2	0.16	0.5	1		5.2	1		5.88	1		5.77	1		5.5	1		5	1		5	1		2.5	1	
Alkalinity SM 2320B (mg/L)	410	1.1	3.2	5		390	1.1	3.2	5		370	5		419	1.25		410	1.25		372	1		410	5		430	20		400	4	
Methane RSK-175 (µg/L)	2	0.22	0.8	5	J	1.8	0.22	0.8	5	J	3	5	J	<	5	U	1	5	J	<	5	UJ	18	5		4.3	0.31		3.1	1.7	
Carbon Dioxide SM 2320B (mg/L)[1]	182.22	1.1	3.2	5		173.33	1.1	3.2	5		164.44	5		186	10		182.22	1.25		165	0.4		180	2.2		190	0.22		176	0.88	

Notes:
Analysis methods listed are accurate for most current sampling event. Previous analysis methods may be different.

[1]Carbon dioxide calculated from alkalinity results. Values for 2003 and 2004 were modified to be consistent with previous years' results.

< = less than reporting limit
µg/L = micrograms per liter
ID = identification number
J = estimated
LOQ = limit of quantification
mg/L = milligrams per liter
Qual = qualifier
RL = reporting limit
RSK = Robert S. Kerr Environmental Research Laboratory
SM = Standard Method
U = nondetect
USEPA = United States Environmental Protection Agency

TABLE E.2.1-27
CORNHUSKER ARMY AMMUNITION PLANT
WELL G0045-NATURAL ATTENUATION PARAMETERS

FIELD ID	G0045			G0045			G0045			G0045			G0045			G0045			G0045			G0045			G0045			G0045			G0045		
COLLECT DATE	3/14/2007			3/16/2006			3/17/2005			3/18/2004			3/20/2003			3/26/2002			3/27/2001			3/21/2000			3/31/1999			6/26/1998		
	Result	RL	Qual	Result	RL	Qual	Result	RL	Qual	Result	RL	Qual	Result	RL	Qual	Result	RL	Qual	Result	RL	Qual	Result	RL	Qual	Result	RL	Qual	Result	RL	Qual
NATURAL ATTENUATION PARAMETERS																														
Ammonia USEPA 350.1 (mg/L)	11	0.5		9.4	0.25		6.8	0.5		4.8	0.2		5.5	0.4		1.2	0.2		<	0.1	U	0.561	0.1		1.4	0.1		2.67	0.2	
Total Kjeldahl Nitrogen USEPA 351.2 (mg/L)	11	1		10	1	J	8.3	1		5.2	0.4		5.1	1		3	0.4		0.621	0.1		0.871	0.1		1.75	0.1		2.56	0.2	
Nitrate/Nitrite USEPA 353.2 (mg/L)	<	0.05	U	<	0.05	U	<	0.05	U	0.17	0.1		<	0.5	UJ	<	0.1	U	<	0.5	U	<	1	U	<	1	U	<	1	U
Sulfide SM 9034 (mg/L)	<	1	U	<	1	U	<	1	U	<	1	U	<	1	U	<	1	U	<	1	U	<	1	U	<	1	U	<	1	U
Sulfate USEPA 9056A (mg/L)	750	100		790	100		820	50		860	40		870	50		<	0.2	U	773	100		720	5		786	5		686	5	
Dissolved Organic Carbon SM 9060A (mg/L)	<	1	U	4.8	1		5.4	1		5.6	1		5.4	1		5.3	1		<	5	U	<	5	U	12	5		12.2	5	
Alkalinity SM 2320B (mg/L)	400	8		390	8		390	8		370	5		410	5		390	5		388	5		383	5		438	5		399	5	
Methane RSK-175 (µg/L)	3.1	0.87		1.7	0.87		2.2	0.87		<	2	U	<	2	U	<	2	U	2	1		<	1	U	<	1.73	U	1.97	1	
Carbon Dioxide SM 2320B (mg/L)[1]	180	0.88		170	0.88		170	0.1		163	1		180	1		170	1		171	5		169	2.2		193	2.2		176	2.2	

Notes:
Analysis methods listed are accurate for most current sampling event. Previous analysis methods may be different.

[1]Carbon dioxide calculated from alkalinity results. Values for 2003 and 2004 were modified to be consistent with previous years' results.

< = less than reporting limit
µg/L = micrograms per liter
ID = identification number
J = estimated
LOQ = limit of quantification
mg/L = milligrams per liter
Qual = qualifier
RL = reporting limit
RSK = Robert S. Kerr Environmental Research Laboratory
SM = Standard Method
U = nondetect
USEPA = United States Environmental Protection Agency

TABLE E.2.1-28
CORNHUSKER ARMY AMMUNITION PLANT
WELL G0046-NATURAL ATTENUATION PARAMETERS

FIELD ID	G0046			G0046			G0046			G0046			G0046			G0046			G0046			G0046			G0046			G0046			G0046		
COLLECT DATE	None			3/12/2013			3/7/2012			3/7/2011			3/12/2010			3/9/2009			3/14/2008			3/15/2007			3/28/2006			3/18/2005			3/23/2004		
	Result	RL	Qual	Result	RL	Qual	Result	RL	Qual	Result	RL	Qual	Result	RL	Qual	Result	RL	Qual	Result	RL	Qual	Result	RL	Qual	Result	RL	Qual	Result	RL	Qual	Result	RL	Qual
NATURAL ATTENUATION PARAMETERS																																	
Ammonia USEPA 350.1 (mg/L)				0.324	0.25		0.177	0.25	J	<	0.25	UJ	0.044	0.1	J	<	0.05	U	0.14	0.05		<	0.05	U	<	0.05	U	<	0.05	U	<	0.2	U
Total Kjeldahl Nitrogen USEPA 351.2 (mg/L)	**Abandoned**			0.065	1	J	1.59	1		0.52	1	J	<	1	U	<	1	U	1.2	1		<	1	U	<	1	U	1.3	1		<	0.2	U
Nitrate/Nitrite USEPA 353.2 (mg/L)	**2013**			2.25	0.1		2.04	0.1		3.75	0.1		1.8	0.1		0.98	0.05		1.4	0.05		2.6	1	J	1.2	0.05		2.4	0.05		2	0.1	
Sulfide SM 9034 (mg/L)				<	2	U	0.4	2	J	0.2	2	J	<	4	U	<	1	U	<	1	U	<	1	U	<	1	U	<	1	U	<	1	U
Sulfate USEPA 9056A (mg/L)				363	10		498	10		26.1	1		640	100		760	20		430	100		460	50		290	20		190	10		99	2	
Dissolved Organic Carbon SM 9060A (mg/L)				4.12	1		4.92	1		5.14	1		4.1	1		4.6	1		4.2	1		4	1		4	1		4.2	1		2.1	1	
Alkalinity SM 2320B (mg/L)				488	1.25		470	1.25	J	458	1		400	5		450	20		360	4		340	8		350	8		380	8		400	5	
Methane RSK-175 (µg/L)				<	5	U	<	5	UJ	<	5	UJ	<	5	U	<	0.31	U	<	1.7	U	<	0.87	U	<	0.87	U	<	0.87	U	<	2	U
Carbon Dioxide SM 2320B (mg/L)[1]				217	10		208.9	1.25	J	204	0.4		170	2.2		200	0.22		158	0.88		150	0.88		150	0.88		170	0.1		176	1	

Notes:
Analysis methods listed are accurate for most current sampling event. Previous analysis methods may be different.

[1]Carbon dioxide calculated from alkalinity results. Values for 2003 and 2004 were modified to be consistent with previous years' results.

< = less than reporting limit
µg/L = micrograms per liter
ID = identification number
J = estimated
LOQ = limit of quantification
mg/L = milligrams per liter
Qual = qualifier
RL = reporting limit
RSK = Robert S. Kerr Environmental Research Laboratory
SM = Standard Method
U = nondetect
USEPA = United States Environmental Protection Agency

TABLE E.2.1-28
CORNHUSKER ARMY AMMUNITION PLANT
WELL G0046-NATURAL ATTENUATION PARAMETERS

FIELD ID	G0046			G0046			G0046			G0046			G0046			G0046		
COLLECT DATE	3/19/2003			3/25/2002			3/27/2001			3/20/2000			3/30/1999			6/23/1998		
	Result	RL	Qual	Result	RL	Qual	Result	RL	Qual	Result	RL	Qual	Result	RL	Qual	Result	RL	Qual
NATURAL ATTENUATION PARAMETERS																		
Ammonia USEPA 350.1 (mg/L)	<	0.2	U	<	0.4	U	<	0.1	U	<	0.1	U	<	0.1	U	<	0.1	U
Total Kjeldahl Nitrogen USEPA 351.2 (mg/L)	<	0.27	U	0.43	0.4		0.301	0.1		0.455	0.1		0.941	0.1		0.108	0.1	
Nitrate/Nitrite USEPA 353.2 (mg/L)	1.9	0.1		2.6	0.1		1.44	0.4		1.47	1		1.76	1		1.79	1	
Sulfide SM 9034 (mg/L)	1.6	1		<	1	U	<	1	U	<	1	U	<	1	U	<	1	U
Sulfate USEPA 9056A (mg/L)	160	10		220	10		363	5		394	2		501	5		357	5	
Dissolved Organic Carbon SM 9060A (mg/L)	2.6	1		3.4	1		<	5	U	22.3	5		5.2	5		15.2	5	
Alkalinity SM 2320B (mg/L)	410	5		450	5		413	5		518	5		585	5		473	5	
Methane RSK-175 (µg/L)	<	2	U	<	2	U	<	1	U	<	1	U	<	1	U	<	1	U
Carbon Dioxide SM 2320B (mg/L)[1]	180	1		200	1		182	5		228	2.2		257	2.2		208	2.2	

Notes:
Analysis methods listed are accurate for most current sampling event. Previous analysis methods may be different.

[1]Carbon dioxide calculated from alkalinity results. Values for 2003 and 2004 were modified to be consistent with previous years' results.

< = less than reporting limit
µg/L = micrograms per liter
ID = identification number
J = estimated
LOQ = limit of quantification
mg/L = milligrams per liter
Qual = qualifier
RL = reporting limit
RSK = Robert S. Kerr Environmental Research Laboratory
SM = Standard Method
U = nondetect
USEPA = United States Environmental Protection Agency

TABLE E.2.1-29
CORNHUSKER ARMY AMMUNITION PLANT
WELL G0047-NATURAL ATTENUATION PARAMETERS

FIELD ID	G0047			G0047			G0047			G0047			G0047			G0047			G0047			G0047			G0047			G0047			G0047		
COLLECT DATE	None			None			3/19/2013			3/8/2012			3/9/2011			3/16/2010			3/12/2009			3/19/2008			3/15/2007			3/16/2006			3/16/2005		
	Result	RL	Qual	Result	RL	Qual	Result	RL	Qual	Result	RL	Qual	Result	RL	Qual	Result	RL	Qual	Result	RL	Qual	Result	RL	Qual	Result	RL	Qual	Result	RL	Qual	Result	RL	Qual
NATURAL ATTENUATION PARAMETERS																																	
Ammonia USEPA 350.1 (mg/L)							0.427	0.25		<	0.25	UJ	<	0.25	U	0.028	0.1	J	<	0.05	U	0.2	0.05		<	0.05	U	<	0.05	U	<	0.05	U
Total Kjeldahl Nitrogen USEPA 351.2 (mg/L)	**Abandoned**			**Not Sampled**			1.6	1	J	<	1	UJ	0.249	1	J	0.23	1	J	<	1	U	<	1	U	<	1	U	<	1	U	1.1	1	
Nitrate/Nitrite USEPA 353.2 (mg/L)	**2014**			**in 2014**			0.424	0.1	J	0.35	0.1		0.208	0.1		<	0.1	U	0.2	0.05		0.61	0.05		1.4	1		1.4	0.05		1.9	0.05	
Sulfide SM 9034 (mg/L)							0.2	2	J	0.4	2	J	0.4	2	J	4.3	1		<	1	U	<	1	U	<	1	U	<	1	U	<	1	U
Sulfate USEPA 9056A (mg/L)							153	10		211	10		264	10		210	25		230	20		160	10		86	50		110	20		77	10	
Dissolved Organic Carbon SM 9060A (mg/L)							2.33	1		2.99	1		2.83	1		1.9	1		2.6	1		2.3	1		1.8	1		1.5	1		1.6	1	
Alkalinity SM 2320B (mg/L)							375	1.25		355	1.25		290	1		310	5		330	20		270	2		290	8		290	8		300	8	
Methane RSK-175 (µg/L)							<	5	U	4.5	5	J	<	5	UJ	0.38	5	J	<	0.31	U	<	1.7	U	<	0.87	U	<	0.87	U	<	0.87	U
Carbon Dioxide SM 2320B (mg/L)[1]							167	10		157.8	1.25		129	0.4		140	2.2		140	0.22		119	0.88		130	0.88		130	0.88		130	0.1	

Notes:
Analysis methods listed are accurate for most current sampling event. Previous analysis methods may be different.

[1]Carbon dioxide calculated from alkalinity results. Values for 2003 and 2004 were modified to be consistent with previous years' results.

< = less than reporting limit
µg/L = micrograms per liter
ID = identification number
J = estimated
LOQ = limit of quantification
mg/L = milligrams per liter
Qual = qualifier
RL = reporting limit
RSK = Robert S. Kerr Environmental Research Laboratory
SM = Standard Method
U = nondetect
USEPA = United States Environmental Protection Agency

TABLE E.2.1-29
CORNHUSKER ARMY AMMUNITION PLANT
WELL G0047-NATURAL ATTENUATION PARAMETERS

FIELD ID	G0047			G0047			G0047			G0047			G0047			G0047			G0047			G0047		
COLLECT DATE	3/18/2004			3/19/2003			3/22/2002			3/26/2001			3/20/2000			3/31/1999			6/23/1998					
	Result	RL	Qual	Result	RL	Qual	Result	RL	Qual	Result	RL	Qual	Result	RL	Qual	Result	RL	Qual	Result	RL	Qual			
NATURAL ATTENUATION PARAMETERS																								
Ammonia USEPA 350.1 (mg/L)	0.15	0.2	J	<	0.2	U	0.09	0.2	J	<	0.1	U	<	0.1	U	<	0.1	U	<	0.1	U			
Total Kjeldahl Nitrogen USEPA 351.2 (mg/L)	0.37	0.2		<	0.24	U	0.29	0.2		0.259	0.1		0.227	0.1		0.376	0.1		<	0.1	U			
Nitrate/Nitrite USEPA 353.2 (mg/L)	2	0.1		0.92	0.1		1	0.1		0.579	0.5		<	1	U	<	1	U	<	1	U			
Sulfide SM 9034 (mg/L)	<	1	U	1.3	1		2.6	1		<	1	U	<	1	U	<	1	U	<	1	U			
Sulfate USEPA 9056A (mg/L)	77	2		110	5		120	5		143	2.5		112	2		106	1		102	1				
Dissolved Organic Carbon SM 9060A (mg/L)	<	1.7	U	<	1.7	U	2	1		<	5	U	5.6	5		8.2	5		9.6	5				
Alkalinity SM 2320B (mg/L)	270	5		290	5		290	5		258	5		268	5		325	5		266	5				
Methane RSK-175 (µg/L)	<	2	U	<	2	U	<	2	U	<	1	U	<	1	U	<	1	U	<	1	U			
Carbon Dioxide SM 2320B (mg/L)[1]	119	1		128	1		130	1		114	5		118	2.2		143	2.2		117	2.2				

Notes:
Analysis methods listed are accurate for most current sampling event. Previous analysis methods may be different.

[1]Carbon dioxide calculated from alkalinity results. Values for 2003 and 2004 were modified to be consistent with previous years' results.

< = less than reporting limit
µg/L = micrograms per liter
ID = identification number
J = estimated
LOQ = limit of quantification
mg/L = milligrams per liter
Qual = qualifier
RL = reporting limit
RSK = Robert S. Kerr Environmental Research Laboratory
SM = Standard Method
U = nondetect
USEPA = United States Environmental Protection Agency

TABLE E.2.1-30
CORNHUSKER ARMY AMMUNITION PLANT
WELL G0048-NATURAL ATTENUATION PARAMETERS

FIELD ID	G0048					G0048					G0048					G0048					G0048					G0048			G0048			G0048		
COLLECT DATE	5/16/2022					5/21/2021					6/13/2020					6/4/2019					3/20/2018					None			None			None		
	Result	Qual	DL	LOD	LOQ	Result	Qual	DL	LOD	LOQ	Result	Qual	DL	LOD	LOQ	Result	Qual	DL	LOD	LOQ	Result	Qual	DL	LOD	LOQ	Result	RL	Qual	Result	RL	Qual	Result	RL	Qual
NATURAL ATTENUATION PARAMETERS																																	
Ammonia USEPA 350.1 (mg/L)	0.150		0.029	0.05	0.1	0.290		0.022	0.05	0.1	0.085	J	0.022	0.05	0.1	<	U	0.022	0.05	0.1	0.05	J	0.02	0.05	0.1									
Total Kjeldahl Nitrogen USEPA 351.2 (mg/L)	<	U	0.69	0.8	1	<	U	0.69	1	1	<	U	0.69	1	1	<	U	0.69	1	1	<	U	0.18	0.5	1	**No 2017 Sample**			**No 2016 Sample**			**No 2015 Sample**		
Nitrate/Nitrite USEPA 353.2 (mg/L)	45		0.88	1	2.0	37		0.19	0.5	1.0	38		0.19	0.5	1.0	27	J	0.095	0.25	0.5	48		0.19	0.5	1	**Well Dry**			**Well Dry**			**Well Dry**		
Sulfide SM 9034 (mg/L)	<	U	1.6	2	4	0.8	J	0.79	1.9	4	<	U	0.79	1.9	4	<	U	0.79	1.9	4	<	U	0.79	1.9	4									
Sulfate USEPA 9056A (mg/L)	150		1	2.5	5	62		2.1	5	10	130		1	3	5	56		5.2	15	25	79	J	0.23	0.5	5									
Dissolved Organic Carbon SM 9060A (mg/L)	5.5		0.35	0.8	1	3		0.35	0.8	1	4.9		0.35	1	1	1.8		0.16	0.5	1	3.3		0.16	0.5	1									
Alkalinity SM 2320B (mg/L)	320		3.1	6.4	10	140		3.1	6.4	10	170		3.1	10	10	51		3.1	10	10	140		1.1	3.2	5									
Methane RSK-175 (µg/L)	84		0.63	1.3	5	2200		0.63	2	5	3400	J	0.63	2	5	1400		0.63	2	5	300	J	0.22	0.8	5									
Carbon Dioxide SM 2320B (mg/L)[1]	142		3.1	6.4	10	62		3.1	6.4	10	76		3.1	10	10	23		3.1	10	10	62		1.1	3.2	5									

Notes:
Analysis methods listed are accurate for most current sampling event. Previous analysis methods may be different.

[1]Carbon dioxide calculated from alkalinity results. Values for 2003 and 2004 were modified to be consistent with previous years' results.

< = less than reporting limit
µg/L = micrograms per liter
ID = identification number
J = estimated
LOQ = limit of quantification
mg/L = milligrams per liter
Qual = qualifier
RL = reporting limit
RSK = Robert S. Kerr Environmental Research Laboratory
SM = Standard Method
U = nondetect
USEPA = United States Environmental Protection Agency

TABLE E.2.1-30
CORNHUSKER ARMY AMMUNITION PLANT
WELL G0048-NATURAL ATTENUATION PARAMETERS

FIELD ID	G0048			G0048			G0048			G0048			G0048			G0048			G0048			G0048			G0048			G0048			G0048			G0048		
COLLECT DATE	None			None			3/13/2012			3/10/2011			3/17/2010			3/18/2009			None			None			None			None			None			None		
	Result	RL	Qual	Result	RL	Qual	Result	RL	Qual	Result	RL	Qual	Result	RL	Qual	Result	RL	Qual	Result	RL	Qual	Result	RL	Qual	Result	RL	Qual	Result	RL	Qual	Result	RL	Qual	Result	RL	Qual
NATURAL ATTENUATION PARAMETERS																																			
Ammonia USEPA 350.1 (mg/L)							0.774	0.25		0.479	0.25		0.055	0.1	J	<	0.05	U																	
Total Kjeldahl Nitrogen USEPA 351.2 (mg/L)	**No 2014 Sample**			**No 2013 Sample**			<	1	UJ	1.44	1		<	1	U	<	1	U	**No 2008 Sample**			**No 2007 Sample**			**No 2006 Sample**			**No 2005 Sample**			**No 2004 Sample**			**No 2003 Sample**		
Nitrate/Nitrite USEPA 353.2 (mg/L)	**Well Dry**			**Well Dry**			<	0.1	U	0.245	0.1		8.8	0.1	J	4.9	0.5		**Well Dry**			**Well Dry**			**Well Dry**			**Well Dry**			**Well Dry**			**Well Dry**		
Sulfide SM 9034 (mg/L)							2	2		0.2	2	J	5.4	1		<	1	U																	
Sulfate USEPA 9056A (mg/L)							34.9	1		8.5	1		48	5		140	20																	
Dissolved Organic Carbon SM 9060A (mg/L)							3.77	1		8.09	1		<	1	U	3.7	1																	
Alkalinity SM 2320B (mg/L)							320	1.25		315	1		190	5		200	20																	
Methane RSK-175 (µg/L)							2100	100		4600	500		0.22	5	J	1.3	0.31																	
Carbon Dioxide SM 2320B (mg/L)[1]							142.2	1.25		140	0.4		82	2.2		88	0.22																	

Notes:
Analysis methods listed are accurate for most current sampling event. Previous analysis methods may be different.

[1]Carbon dioxide calculated from alkalinity results. Values for 2003 and 2004 were modified to be consistent with previous years' results.

< = less than reporting limit
µg/L = micrograms per liter
ID = identification number
J = estimated
LOQ = limit of quantification
mg/L = milligrams per liter
Qual = qualifier
RL = reporting limit
RSK = Robert S. Kerr Environmental Research Laboratory
SM = Standard Method
U = nondetect
USEPA = United States Environmental Protection Agency

TABLE E.2.1-30
CORNHUSKER ARMY AMMUNITION PLANT
WELL G0048-NATURAL ATTENUATION PARAMETERS

FIELD ID	G0048			G0048			G0048			G0048			G0048		
COLLECT DATE	3/22/2002			3/23/2001			3/21/2000			4/2/1999			6/18/1998		
	Result	RL	Qual	Result	RL	Qual	Result	RL	Qual	Result	RL	Qual	Result	RL	Qual
NATURAL ATTENUATION PARAMETERS															
Ammonia USEPA 350.1 (mg/L)	0.13	0.2	J	<	0.1	U	<	0.1	U	0.256	0.1		<	0.1	U
Total Kjeldahl Nitrogen USEPA 351.2 (mg/L)	0.4	0.2		<	0.1	U	<	0.1	U	0.453	0.1		0.141	0.1	
Nitrate/Nitrite USEPA 353.2 (mg/L)	7.2	0.5		8.81	0.5		30.5	2		5.51	1		1.02	1	
Sulfide SM 9034 (mg/L)	1.6	1		<	1	U	<	1	U	<	1	U	<	1	U
Sulfate USEPA 9056A (mg/L)	39	5		40.3	5		57.8	2		54.9	5		25.5	0.4	
Dissolved Organic Carbon SM 9060A (mg/L)	2.5	1		<	5	U	7.2	5		15.4	5		7.2	5	
Alkalinity SM 2320B (mg/L)	150	5		183	5		172	5		328	5		258	5	
Methane RSK-175 (µg/L)	<	2	U	<	1	U	<	1	U	<	1	U	<	1	U
Carbon Dioxide SM 2320B (mg/L)[1]	66	1		80.5	5		75.7	2.2		144	2.2		114	2.2	

Notes:
Analysis methods listed are accurate for most current sampling event. Previous analysis methods may be different.

[1]Carbon dioxide calculated from alkalinity results. Values for 2003 and 2004 were modified to be consistent with previous years' results.

< = less than reporting limit
µg/L = micrograms per liter
ID = identification number
J = estimated
LOQ = limit of quantification
mg/L = milligrams per liter
Qual = qualifier
RL = reporting limit
RSK = Robert S. Kerr Environmental Research Laboratory
SM = Standard Method
U = nondetect
USEPA = United States Environmental Protection Agency

TABLE E.2.1-31
CORNHUSKER ARMY AMMUNITION PLANT
WELL G0049-NATURAL ATTENUATION PARAMETERS

FIELD ID	G0049					G0049					G0049					G0049					G0049					G0049				
COLLECT DATE	5/16/2022					5/21/2021					6/13/2020					6/4/2019					3/20/2018					3/29/2017				
	Result	Qual	DL	LOD	LOQ	Result	Qual	DL	LOD	LOQ	Result	Qual	DL	LOD	LOQ	Result	Qual	DL	LOD	LOQ	Result	Qual	DL	LOD	LOQ	Result	Qual	DL	LOD	LOQ
NATURAL ATTENUATION PARAMETERS																														
Ammonia USEPA 350.1 (mg/L)	1		0.029	0.05	0.1	1.5		0.022	0.05	0.1	1.2		0.022	0.05	0.1	1.5		0.022	0.05	0.1	1.3		0.02	0.05	0.1	1.4	J	0.022	0.05	0.1
Total Kjeldahl Nitrogen USEPA 351.2 (mg/L)	1.6		0.69	0.8	1	1.7		0.69	1	1	1.4		0.69	1	1	1.3		0.69	1	1	1.4		0.18	0.5	1	1.9		0.18	0.5	1
Nitrate/Nitrite USEPA 353.2 (mg/L)	0.051	J	0.044	0.05	0.1	<	U	0.019	0.05	0.1	<	U	0.019	0.05	0.1	<	U	0.019	0.05	0.1	<	U	0.02	0.05	0.1	<	U	0.019	0.05	0.1
Sulfide SM 9034 (mg/L)	<	U	1.6	2	4	0.8	J	0.79	1.9	4	<	U	0.79	1.9	4	<	U	0.79	1.9	4	0.8	J	0.79	1.9	4	<	U	0.79	1.9	4
Sulfate USEPA 9056A (mg/L)	290		5.2	13	25	400		5.2	13	25	370		2.1	6	10	320		5.2	15	25	320		1.2	2.5	25	220		1.2	2.5	25
Dissolved Organic Carbon SM 9060A (mg/L)	5.9		0.35	0.8	1	3.2		0.35	0.8	1	2.9		0.35	1	1	2.8		0.16	0.5	1	2.9		0.16	0.5	1	3.9		0.16	0.5	1
Alkalinity SM 2320B (mg/L)	380		3.1	6.4	10	310		3.1	6.4	10	290		3.1	10	10	300		3.1	10	10	310		1.1	3.2	5	340		1.1	3.2	5
Methane RSK-175 (µg/L)	780		0.63	1.3	5	3.3	J	0.63	2	5	2.3	J	0.63	2	5	3.6	J	0.63	2	5	8.8	J	0.22	0.8	5	3000		0.22	0.8	5
Carbon Dioxide SM 2320B (mg/L)[1]	169		3.1	6.4	10	138		3.1	6.4	10	129		3.1	10	10	133		3.1	10	10	138		1.1	3.2	5	151.11				

Notes:
Analysis methods listed are accurate for most current sampling event. Previous analysis methods may be different.

[1]Carbon dioxide calculated from alkalinity results. Values for 2003 and 2004 were modified to be consistent with previous years' results.

< = less than reporting limit
µg/L = micrograms per liter
ID = identification number
J = estimated
LOQ = limit of quantification
mg/L = milligrams per liter
Qual = qualifier
RL = reporting limit
RSK = Robert S. Kerr Environmental Research Laboratory
SM = Standard Method
U = nondetect
USEPA = United States Environmental Protection Agency

TABLE E.2.1-31
CORNHUSKER ARMY AMMUNITION PLANT
WELL G0049-NATURAL ATTENUATION PARAMETERS

FIELD ID	G0049					G0049					G0049			G0049			G0049			G0049			G0049			G0049			G0049		
COLLECT DATE	8/15/2016					8/14/2015					8/14/2014			3/18/2013			3/13/2012			3/10/2011			3/18/2010			1/16/2009			3/18/2008		
	Result	DL	LOD	LOQ	Qual	Result	DL	LOD	LOQ	Qual	Result	LOQ	Qual	Result	RL	Qual	Result	RL	Qual	Result	RL	Qual	Result	RL	Qual	Result	RL	Qual	Result	RL	Qual
NATURAL ATTENUATION PARAMETERS																															
Ammonia USEPA 350.1 (mg/L)	2	0.022	0.05	0.1		2.5	0.022	0.05	0.1		2	0.1		1.52	0.25		1.58	0.25		0.579	0.25		0.61	0.1		0.13	0.05		0.12	0.05	
Total Kjeldahl Nitrogen USEPA 351.2 (mg/L)	2.2	0.18	0.5	1		2.3	0.18	0.5	1		1.4	1		3.83	1		3	1	J	0.791	1	J	1.2	1		<	1	U	<	1	U
Nitrate/Nitrite USEPA 353.2 (mg/L)	<	0.019	0.05	0.1	U	<	0.019	0.05	0.1	U	<	0.1	U	<	0.1	U	<	0.1	U	0.03	0.1	J	<	0.1	U	<	0.05	U	<	0.05	U
Sulfide SM 9034 (mg/L)	<	0.79	1.9	4	U	2.1	0.79	1.9	4	J	<	4	U	<	2	U	0.4	2	J	0.2	2	J	<	4	U	<	1	U	<	1	U
Sulfate USEPA 9056A (mg/L)	260	1.2	2.5	25		150	0.23	0.5	5		140	5		103	5		120	5		199	10		160	25		110	20		150	10	
Dissolved Organic Carbon SM 9060A (mg/L)	3.2	0.16	0.5	1		9.3	0.16	0.5	1		5.4	1		4.99	1		4.26	1		2.96	1		2.6	1		2.5	1		2.7	1	
Alkalinity SM 2320B (mg/L)	300	1.1	3.2	5		350	1.1	3.2	5		380	5		320	1.25		270	1.25		215	1		270	5		260	20		200	2	
Methane RSK-175 (µg/L)	360	0.22	0.8	5		2700	0.22	0.8	5		6600	5		3000	25		40	5		17	5		4	5	J	8.7	0.31		<	1.7	U
Carbon Dioxide SM 2320B (mg/L)[1]	133.33	1.1	3.2	5		155.56	1.1	3.2	5		168.9	5		142	10		120	1.25		96	0.4		120	2.2		110	0.22		88	0.88	

Notes:
Analysis methods listed are accurate for most current sampling event. Previous analysis methods may be different.

[1]Carbon dioxide calculated from alkalinity results. Values for 2003 and 2004 were modified to be consistent with previous years' results.

< = less than reporting limit
µg/L = micrograms per liter
ID = identification number
J = estimated
LOQ = limit of quantification
mg/L = milligrams per liter
Qual = qualifier
RL = reporting limit
RSK = Robert S. Kerr Environmental Research Laboratory
SM = Standard Method
U = nondetect
USEPA = United States Environmental Protection Agency

TABLE E.2.1-31
CORNHUSKER ARMY AMMUNITION PLANT
WELL G0049-NATURAL ATTENUATION PARAMETERS

FIELD ID	G0049			G0049			G0049			G0049			G0049			G0049			G0049			G0049			G0049			G0049		
COLLECT DATE	3/15/2007			3/15/2006			3/16/2005			3/18/2004			3/18/2003			3/21/2002			3/23/2001			3/21/2000			4/2/1999			6/18/1998		
	Result	RL	Qual	Result	RL	Qual	Result	RL	Qual	Result	RL	Qual	Result	RL	Qual	Result	RL	Qual	Result	RL	Qual	Result	RL	Qual	Result	RL	Qual	Result	RL	Qual
NATURAL ATTENUATION PARAMETERS																														
Ammonia USEPA 350.1 (mg/L)	0.16	0.05		0.075	0.05		0.18	0.05		0.15	0.2	J	0.49	0.2		0.86	0.2		0.843	0.1		1.64	0.1		3.52	0.5		1.76	0.1	
Total Kjeldahl Nitrogen USEPA 351.2 (mg/L)	<	1	U	<	1	UJ	1.4	1		0.29	0.2		<	0.77	U	<	1	U	1.19	0.1		1.73	0.1		3.7	0.5		0.743	0.1	
Nitrate/Nitrite USEPA 353.2 (mg/L)	<	0.05	U	<	0.05	U	<	0.05	U	0.088	0.1	J	0.075	0.1	J	0.084	0.1	J	<	0.5	U	<	1	U	<	1	U	0.091	1	J
Sulfide SM 9034 (mg/L)	<	1	U	<	1	U	<	1	U	<	1	U	<	1	U	1.5	1		<	1	U	<	1	U	<	1	U	<	1	U
Sulfate USEPA 9056A (mg/L)	130	20		110	10		85	10		79	2		75	5		67	5		60.4	5		48.3	2		36.2	5		39.4	0.4	
Dissolved Organic Carbon SM 9060A (mg/L)	1.7	1		1.3	1		1.6	1		2.3	1		1.4	1		1.3	1		<	5	U	<	5	U	12.5	5		3.7	5	J
Alkalinity SM 2320B (mg/L)	250	8		240	8		240	8		220	5		270	5		250	5		225	5		226	5		233	5		194	5	
Methane RSK-175 (µg/L)	<	0.87	U	<	0.87	U	<	0.87	U	<	2	U	<	2	U	<	2	U	<	1	U	<	1	U	<	1	U	1.3	1	
Carbon Dioxide SM 2320B (mg/L)[1]	110	0.88		110	0.88		100	0.1		97	1		119	1		110	1		99	5		99.4	2.2		103	2.2		85.5	2.2	

Notes:
Analysis methods listed are accurate for most current sampling event. Previous analysis methods may be different.

[1]Carbon dioxide calculated from alkalinity results. Values for 2003 and 2004 were modified to be consistent with previous years' results.

< = less than reporting limit
µg/L = micrograms per liter
ID = identification number
J = estimated
LOQ = limit of quantification
mg/L = milligrams per liter
Qual = qualifier
RL = reporting limit
RSK = Robert S. Kerr Environmental Research Laboratory
SM = Standard Method
U = nondetect
USEPA = United States Environmental Protection Agency

TABLE E.2.1-32
CORNHUSKER ARMY AMMUNITION PLANT
WELL G0052-NATURAL ATTENUATION PARAMETERS

FIELD ID	G0052			G0052			G0052			G0052			G0052			G0052			G0052			G0052			G0052			G0052		
COLLECT DATE	None			3/23/2005			3/16/2004			3/25/2003			3/20/2002			3/26/2001			3/16/2000			3/26/1999			6/25/1998					
	Result	RL	Qual	Result	RL	Qual	Result	RL	Qual	Result	RL	Qual	Result	RL	Qual	Result	RL	Qual	Result	RL	Qual	Result	RL	Qual	Result	RL	Qual			
NATURAL ATTENUATION PARAMETERS																														
Ammonia USEPA 350.1 (mg/L)				1.1	0.05		1	0.2		1.5	0.2		1.2	0.2		2.16	0.2		1	0.1		2.94	0.2		2.57	0.2				
Total Kjeldahl Nitrogen USEPA 351.2 (mg/L)	**Abandoned**			<	1	U	2.1	0.2		1.9	0.2		1.7	0.4		2.8	0.2		1.07	0.1		2.36	0.2		2.14	0.2				
Nitrate/Nitrite USEPA 353.2 (mg/L)	**2005**			8.6	0.25		7.3	1		6	0.2	J	6.3	0.2		7.82	0.5		9.38	1		7.68	2		7.66	1				
Sulfide SM 9034 (mg/L)				<	1	U	0.7	1	J	<	1	U	<	1	U	<	1	U	<	1	U	<	1	U	<	1	U			
Sulfate USEPA 9056A (mg/L)				58	10		57	2		53	5		51	5		55.3	2.5		52.8	2		67.8	2		49.8	2				
Dissolved Organic Carbon SM 9060A (mg/L)				3	1		2.5	1		2.4	1		3.3	1		<	5	U	12	5		11.2	5		10.4	5				
Alkalinity SM 2320B (mg/L)				120	8		130	5		140	5		170	5		125	5		134	5		134	5		110	5				
Methane RSK-175 (µg/L)				<	0.87	U	<	2	U	<	2	U	<	2	U	0.53	1	J	<	1	U	<	1	U	1.51	1				
Carbon Dioxide SM 2320B (mg/L)[1]				53	0.1		57	1.7		62	1		75	1		55	5		58.9	2.2		59	2.2		48.4	2.2				

Notes:
Analysis methods listed are accurate for most current sampling event. Previous analysis methods may be different.

[1]Carbon dioxide calculated from alkalinity results. Values for 2003 and 2004 were modified to be consistent with previous years' results.

< = less than reporting limit
µg/L = micrograms per liter
ID = identification number
J = estimated
LOQ = limit of quantification
mg/L = milligrams per liter
Qual = qualifier
RL = reporting limit
RSK = Robert S. Kerr Environmental Research Laboratory
SM = Standard Method
U = nondetect
USEPA = United States Environmental Protection Agency

TABLE E.2.1-33
CORNHUSKER ARMY AMMUNITION PLANT
WELL G0063-NATURAL ATTENUATION PARAMETERS

FIELD ID	G0063			G0063			G0063			G0063			G0063			G0063			G0063			G0063			G0063			G0063			G0063		
COLLECT DATE	None			3/12/2013			3/5/2012			3/7/2011			3/1/2010			3/6/2009			3/13/2008			3/13/2007			3/29/2006			3/18/2005			3/18/2004		
	Result	RL	Qual	Result	RL	Qual	Result	RL	Qual	Result	RL	Qual	Result	RL	Qual	Result	RL	Qual	Result	RL	Qual	Result	RL	Qual	Result	RL	Qual	Result	RL	Qual	Result	RL	Qual
NATURAL ATTENUATION PARAMETERS																																	
Ammonia USEPA 350.1 (mg/L)				0.604	0.25		0.349	0.25		0.308	0.25		<	0.1	U	0.11	0.05		0.27	0.05		0.21	0.05		<	0.05	U	0.09	0.05		0.18	0.2	J
Total Kjeldahl Nitrogen USEPA 351.2 (mg/L)	**Not Sampled**			0.365	1	J	<	1	U	0.512	1	J	0.56	1	J	<	1	U	1.6	1		<	1	U	<	1	U	1.6	1		0.75	0.2	
Nitrate/Nitrite USEPA 353.2 (mg/L)	**in 2014 through 2022**			0.08	0.1	J	<	0.1	U	<	0.1	U	0.21	0.1		<	0.05	U	<	0.05	U	<	0.05	U	0.1	0.05		0.51	0.05		3.1	0.1	
Sulfide SM 9034 (mg/L)				0.2	2	J	0.4	2	J	0.2	2	J	<	4	U	<	1	U	<	1	U	<	1	U	<	1	U	<	1	U	<	1	U
Sulfate USEPA 9056A (mg/L)				1250	50		1260	25		1260	50		1200	250		970	100		860	100		1100	100		900	100		910	50		930	40	
Dissolved Organic Carbon SM 9060A (mg/L)				4.58	1		4.04	1		5.1	1		4.5	1		4.2	1		3	1		4.8	1		3.9	1		4.3	1		4.3	1	
Alkalinity SM 2320B (mg/L)				410	1.25		380	1.25		475	1		440	5		440	8		460	4		430	8		380	8		380	8		390	5	
Methane RSK-175 (µg/L)				<	5	U	38	5		32	5		27	5		1.3	0.31		<	1.7	U	2.6	0.87		2.1	0.87		3.5	0.87		<	2	U
Carbon Dioxide SM 2320B (mg/L)[1]				182	10		168.9	1.25		211	0.4		190	2.2		190	0.22		202	1.8		190	0.88		170	0.88		170	0.1		172	1	

Notes:
Analysis methods listed are accurate for most current sampling event. Previous analysis methods may be different.

[1]Carbon dioxide calculated from alkalinity results. Values for 2003 and 2004 were modified to be consistent with previous years' results.

< = less than reporting limit
µg/L = micrograms per liter
ID = identification number
J = estimated
LOQ = limit of quantification
mg/L = milligrams per liter
Qual = qualifier
RL = reporting limit
RSK = Robert S. Kerr Environmental Research Laboratory
SM = Standard Method
U = nondetect
USEPA = United States Environmental Protection Agency

TABLE E.2.1-33
CORNHUSKER ARMY AMMUNITION PLANT
WELL G0063-NATURAL ATTENUATION PARAMETERS

FIELD ID	G0063			G0063			G0063			G0063			G0063		
COLLECT DATE	3/24/2003			3/21/2002			3/27/2001			3/20/2000			3/31/1999		
	Result	RL	Qual	Result	RL	Qual	Result	RL	Qual	Result	RL	Qual	Result	RL	Qual
NATURAL ATTENUATION PARAMETERS															
Ammonia USEPA 350.1 (mg/L)	0.13	0.2	J	0.12	0.2	J	<	0.1	U	0.361	0.1		<	0.1	U
Total Kjeldahl Nitrogen USEPA 351.2 (mg/L)	0.69	0.2		<	0.6	U	1.1	0.1		0.437	0.1		0.69	0.4	
Nitrate/Nitrite USEPA 353.2 (mg/L)	4.9	0.2		0.86	0.1		<	0.5	U	<	1	U	<	1	U
Sulfide SM 9034 (mg/L)	1.2	1		1.1	1		<	1	U	<	1	U	<	1	U
Sulfate USEPA 9056A (mg/L)	1100	50		1100	50		1170	100		629	10		922	5	
Dissolved Organic Carbon SM 9060A (mg/L)	4.6	1		4.8	1		<	5	U	<	5	U	<	5	U
Alkalinity SM 2320B (mg/L)	420	5		460	5		425	5		452	5		475	5	
Methane RSK-175 (µg/L)	<	2	U	<	2	U	2.3	1		4	1		11.1	1	
Carbon Dioxide SM 2320B (mg/L)[1]	185	1		200	1		187	5		199	2.2		209	2.2	

Notes:
Analysis methods listed are accurate for most current sampling event. Previous analysis methods may be different.

[1]Carbon dioxide calculated from alkalinity results. Values for 2003 and 2004 were modified to be consistent with previous years' results.

< = less than reporting limit
µg/L = micrograms per liter
ID = identification number
J = estimated
LOQ = limit of quantification
mg/L = milligrams per liter
Qual = qualifier
RL = reporting limit
RSK = Robert S. Kerr Environmental Research Laboratory
SM = Standard Method
U = nondetect
USEPA = United States Environmental Protection Agency

TABLE E.2.1-34
CORNHUSKER ARMY AMMUNITION PLANT
WELL G0066R-NATURAL ATTENUATION PARAMETERS

FIELD ID	G0066R					G0066R					G0066R					G0066R					G0066R					G0066R				
COLLECT DATE	5/19/2022					5/23/2021					6/13/2020					6/7/2019					3/22/2018					3/27/2017				
	Result	Qual	DL	LOD	LOQ	Result	Qual	DL	LOD	LOQ	Result	Qual	DL	LOD	LOQ	Result	Qual	DL	LOD	LOQ	Result	Qual	DL	LOD	LOQ	Result	Qual	DL	LOD	LOQ
NATURAL ATTENUATION PARAMETERS																														
Ammonia USEPA 350.1 (mg/L)	3.1		0.029	0.05	0.1	3.5		0.022	0.05	0.1	1.5		0.022	0.05	0.1	3.4		0.022	0.05	0.1	3.1		0.02	0.05	0.1	5.5		0.11	0.25	0.5
Total Kjeldahl Nitrogen USEPA 351.2 (mg/L)	3.6		0.69	0.8	1	4.9		0.69	1	1	2.2		0.69	1	1	1.2		0.69	1	1	4.6		0.18	0.5	1	5.8		0.18	0.5	1
Nitrate/Nitrite USEPA 353.2 (mg/L)	<	U	0.044	0.05	0.1	0.2		0.019	0.05	0.1	1.9		0.69	1	1.0	<	U	0.019	0.05	0.1	<	U	0.02	0.05	0.1	<	U	0.019	0.05	0.1
Sulfide SM 9034 (mg/L)	<	UJ	1.6	2	4	2.4	J	0.79	1.9	4	<	U	0.79	1.9	4	<	U	0.79	1.9	4	<	U	10	10	10	2.4	J	0.79	1.9	4
Sulfate USEPA 9056A (mg/L)	530		5.2	13	25	450		5.2	13	25	530		5.2	15	25	530	J	5.2	15	25	310		1.2	2.5	25	210		1.2	2.5	25
Dissolved Organic Carbon SM 9060A (mg/L)	7.2		0.35	0.8	1	13		0.35	0.8	1	5.4		0.35	1	1	5.8		0.16	0.5	1	4.8		0.16	0.5	1	6.6		0.16	0.5	1
Alkalinity SM 2320B (mg/L)	600		3.1	6.4	10	640		3.1	6.4	10	590		3.1	10	10	620		3.1	10	10	560		1.1	3.2	5	560		1.1	3.2	5
Methane RSK-175 (µg/L)	3600		0.63	1.3	5	4000		0.63	2	5	6000		0.63	2	5	5000		0.63	2	5	13000		0.22	0.8	5	20000		0.44	1.6	10
Carbon Dioxide SM 2320B (mg/L)[1]	267		3.1	6.4	10	284		3.1	6.4	10	262		3.1	10	10	276		3.1	10	10	249		1.1	3.2	5	248.89		1.1	3.2	5

Notes:
Analysis methods listed are accurate for most current sampling event. Previous analysis methods may be different.

[1]Carbon dioxide calculated from alkalinity results. Values for 2003 and 2004 were modified to be consistent with previous years' results.

< = less than reporting limit
µg/L = micrograms per liter
ID = identification number
J = estimated
LOQ = limit of quantification
mg/L = milligrams per liter
Qual = qualifier
RL = reporting limit
RSK = Robert S. Kerr Environmental Research Laboratory
SM = Standard Method
U = nondetect
USEPA = United States Environmental Protection Agency

TABLE E.2.1-34
CORNHUSKER ARMY AMMUNITION PLANT
WELL G0066R-NATURAL ATTENUATION PARAMETERS

FIELD ID	G0066R					G0066R					G0066R			G0066R			G0066R			G0066R			G0066			G0066			G0066			G0066		
COLLECT DATE	8/8/2016					8/10/2015					8/11/2014			3/21/2013			3/15/2012			3/10/2011			3/17/2010			3/12/2009			None			None		
	Result	DL	LOD	LOQ	Qual	Result	DL	LOD	LOQ	Qual	Result	LOQ	Qual	Result	RL	Qual	Result	RL	Qual	Result	RL	Qual	Result	RL	Qual	Result	RL	Qual	Result	RL	Qual	Result	RL	Qual
NATURAL ATTENUATION PARAMETERS																																		
Ammonia USEPA 350.1 (mg/L)	6.6	0.044	0.10	0.20		2.5	0.022	0.05	0.1		2.1	0.1		4.77	0.25		0.872	0.25		0.277	0.25		1.8	0.1		<	0.05	U						
Total Kjeldahl Nitrogen USEPA 351.2 (mg/L)	9.9	0.36	1.0	2.0		2.2	0.18	0.5	1		1.2	1		8.43	1		2.54	1		1.26	1		<	1	U	<	1	U	**No 2008 Sample**			**No 2007 Sample**		
Nitrate/Nitrite USEPA 353.2 (mg/L)	<	0.019	0.050	0.10	UJ	0.048	0.019	0.05	0.1	J	0.051	0.1	J	<	0.1	U	0.058	0.1	J	1.99	0.1		16	0.5		1.3	0.5		**Well Dry**			**Well Dry**		
Sulfide SM 9034 (mg/L)	<	0.79	1.9	4.0	U	<	0.79	1.9	4	U	<	4	U	0.802	2	J	0.8	2	J	0.2	2	J	5.6	1		<	1	U						
Sulfate USEPA 9056A (mg/L)	32	0.23	0.50	5.0		130	0.23	0.5	5		91	5		49.8	1		59.8	1		136	5		110	25		160	20							
Dissolved Organic Carbon SM 9060A (mg/L)	300	1.1	3.5	7.0		4.6	0.93	0.5	1		4.7	1		6.95	1		9.42	1		9.75	1		4.2	1		2.9	1							
Alkalinity SM 2320B (mg/L)	800	1.1	3.2	5.0		480	1.1	3.2	5		450	5		590	1.25		560	1.25		505	1		370	5		280	20							
Methane RSK-175 (µg/L)	19000	0.44	1.6	10		16000	0.44	0.8	5		20000	10		4900	49		4400	500		<	5	UJ	1300	10		0.29	0.31	J						
Carbon Dioxide SM 2320B (mg/L)[1]	355.56	1.1	3.2	5		213.33	1.1	3.2	5		200	5		262	10		248.9	1.25		224	0.4		160	2.2		120	0.22							

Notes:
Analysis methods listed are accurate for most current sampling event. Previous analysis methods may be different.

[1]Carbon dioxide calculated from alkalinity results. Values for 2003 and 2004 were modified to be consistent with previous years' results.

< = less than reporting limit
µg/L = micrograms per liter
ID = identification number
J = estimated
LOQ = limit of quantification
mg/L = milligrams per liter
Qual = qualifier
RL = reporting limit
RSK = Robert S. Kerr Environmental Research Laboratory
SM = Standard Method
U = nondetect
USEPA = United States Environmental Protection Agency

TABLE E.2.1-34
CORNHUSKER ARMY AMMUNITION PLANT
WELL G0066R-NATURAL ATTENUATION PARAMETERS

FIELD ID	G0066			G0066			G0066			G0066			G0066			G0066			G0066			G0066			G0066		
COLLECT DATE	None			None			None			3/19/2003			3/25/2002			3/20/2000			3/26/2001			3/31/1999			6/22/1998		
	Result	RL	Qual	Result	RL	Qual	Result	RL	Qual	Result	RL	Qual	Result	RL	Qual	Result	RL	Qual	Result	RL	Qual	Result	RL	Qual	Result	RL	Qual
NATURAL ATTENUATION PARAMETERS																											
Ammonia USEPA 350.1 (mg/L)										2.4	0.2		3	0.4	J	8.63	1		3.84	2		3.28	0.4		4.39	0.5	
Total Kjeldahl Nitrogen USEPA 351.2 (mg/L)	**No 2006 Sample**			**No 2005 Sample**			**No 2004 Sample**			6.2	1		2.4	0.4	J	14.5	1		3.96	2		3.39	0.4		1.524	0.2	J
Nitrate/Nitrite USEPA 353.2 (mg/L)	**Well Dry**			**Well Dry**			**Well Dry**			17.66	0.5	J	22.4	0.5		6.28	0.5		8.84	1		10.8	1		13.1	1	
Sulfide SM 9034 (mg/L)										<	1	U	0.6	1	J	<	1	U	<	1	U	<	1	U	<	1	U
Sulfate USEPA 9056A (mg/L)										25	5		53	5		34.3	2.5		21.8	0.2		37.4	5		40.4	0.4	
Dissolved Organic Carbon SM 9060A (mg/L)										2.5	1		3.8	1		<	5	U	16	5		10.7	5		10.2	5	
Alkalinity SM 2320B (mg/L)										240	5		340	5		316	5		300	5		375	5		306	5	
Methane RSK-175 (µg/L)										<	2	U	<	2	U	1.9	1		3.4	1		8.13	1		4.02	1	
Carbon Dioxide SM 2320B (mg/L)[1]										106	1		150	1		139	5		132	2.2		165	2.2		135	2.2	

Notes:
Analysis methods listed are accurate for most current sampling event. Previous analysis methods may be different.

[1]Carbon dioxide calculated from alkalinity results. Values for 2003 and 2004 were modified to be consistent with previous years' results.

< = less than reporting limit
µg/L = micrograms per liter
ID = identification number
J = estimated
LOQ = limit of quantification
mg/L = milligrams per liter
Qual = qualifier
RL = reporting limit
RSK = Robert S. Kerr Environmental Research Laboratory
SM = Standard Method
U = nondetect
USEPA = United States Environmental Protection Agency

TABLE E.2.1-35
CORNHUSKER ARMY AMMUNITION PLANT
WELL G0067-NATURAL ATTENUATION PARAMETERS

FIELD ID	G0067					G0067					G0067					G0067					G0067					G0067				
COLLECT DATE	5/14/2022					5/22/2021					6/13/2020					6/8/2019					3/22/2018					3/30/2017				
	Result	Qual	DL	LOD	LOQ	Result	Qual	DL	LOD	LOQ	Result	Qual	DL	LOD	LOQ	Result	Qual	DL	LOD	LOQ	Result	Qual	DL	LOD	LOQ	Result	Qual	DL	LOD	LOQ
NATURAL ATTENUATION PARAMETERS																														
Ammonia USEPA 350.1 (mg/L)	1.8		0.029	0.05	0.1	<	U	0.022	0.05	0.1	<	U	0.022	0.05	0.1	<	U	0.022	0.05	0.1	<	U	0.02	0.05	0.1	0.033	J	0.022	0.05	0.1
Total Kjeldahl Nitrogen USEPA 351.2 (mg/L)	<	U	0.69	0.8	1	<	U	0.69	1	1	<	U	0.69	1	1	<	U	0.69	1	1	<	U	0.18	0.5	1	<	U	0.18	0.5	1
Nitrate/Nitrite USEPA 353.2 (mg/L)	20		0.44	0.5	1.0	15		0.038	0.1	0.2	12		0.038	0.1	0.2	22		0.095	0.25	0.5	15		0.04	0.1	0.2	12		0.095	0.25	0.5
Sulfide SM 9034 (mg/L)	<	U	1.6	2	4	0.8	J	0.79	1.9	4	<	U	0.79	1.9	4	<	U	0.79	1.9	4	17		10	10	10	<	U	0.79	1.9	4
Sulfate USEPA 9056A (mg/L)	150		1	2.5	5	120		1	2.5	5	110		1	3	5	65	J	1	3	5	80		0.23	0.5	5	72		0.23	0.5	5
Dissolved Organic Carbon SM 9060A (mg/L)	4.6		0.35	0.8	1	3		0.35	0.8	1	2.5		0.35	1	1	3.3		0.16	0.5	1	2.9		0.16	0.5	1	3.2		0.16	0.5	1
Alkalinity SM 2320B (mg/L)	270		3.1	6.4	10	250		3.1	6.4	10	220		3.1	10	10	180		3.1	10	10	200		1.1	3.2	5	230		1.1	3.2	5
Methane RSK-175 (µg/L)	<	U	0.63	1.3	5	<	U	0.63	2	5	1.4	J	0.63	2	5	<	U	0.63	2	5	0.33	J	0.22	0.8	5	<	U	0.22	0.8	5
Carbon Dioxide SM 2320B (mg/L)[1]	120		3.1	6.4	10	111		3.1	6.4	10	98		3.1	10	10	80		3.1	10	10	89		1.1	3.2	5	102.22		1.1	3.2	5

Notes:
Analysis methods listed are accurate for most current sampling event. Previous analysis methods may be different.

[1]Carbon dioxide calculated from alkalinity results. Values for 2003 and 2004 were modified to be consistent with previous years' results.

< = less than reporting limit
µg/L = micrograms per liter
ID = identification number
J = estimated
LOQ = limit of quantification
mg/L = milligrams per liter
Qual = qualifier
RL = reporting limit
RSK = Robert S. Kerr Environmental Research Laboratory
SM = Standard Method
U = nondetect
USEPA = United States Environmental Protection Agency

TABLE E.2.1-35
CORNHUSKER ARMY AMMUNITION PLANT
WELL G0067-NATURAL ATTENUATION PARAMETERS

FIELD ID	G0067					G0067					G0067			G0067			G0067			G0067			G0067			G0067			G0067		
COLLECT DATE	8/16/2016					8/17/2015					None			3/18/2013			3/3/2012			3/10/2011			3/18/2010			3/19/2009			3/18/2008		
	Result	DL	LOD	LOQ	Qual	Result	DL	LOD	LOQ	Qual	Result	RL	Qual	Result	RL	Qual	Result	RL	Qual	Result	RL	Qual	Result	RL	Qual	Result	RL	Qual	Result	RL	Qual
NATURAL ATTENUATION PARAMETERS																															
Ammonia USEPA 350.1 (mg/L)	<	0.022	0.05	0.1	U	<	0.022	0.05	0.1	U				0.444	0.25		<	0.25	UJ	<	0.25	U	0.035	0.1	J	<	0.05	U	0.14	0.05	
Total Kjeldahl Nitrogen USEPA 351.2 (mg/L)	<	0.18	0.5	1	UJ	<	0.18	0.5	1	U	**No 2014 Sample**			0.064	1	J	<	1	UJ	<	1	U	0.38	1	J	<	1	U	<	1	U
Nitrate/Nitrite USEPA 353.2 (mg/L)	11	0.095	0.25	0.5	J	9.3	0.038	0.1	0.2		**Well Dry**			8.48	0.1		9.7	0.1		14.2	0.1		5.3	0.1		10	0.5		2.7	0.1	
Sulfide SM 9034 (mg/L)	<	0.79	1.9	4	U	0.8	0.79	1.9	4	J				0.401	2	J	0.4	2	J	0.2	2	J	<	4	U	<	1	U	<	1	U
Sulfate USEPA 9056A (mg/L)	76	0.23	0.5	5		76	0.23	0.5	5					66.6	1		56.9	1		61.3	1		31	5		35	2		33	10	
Dissolved Organic Carbon SM 9060A (mg/L)	2.8	0.16	0.5	1		3.2	0.16	0.5	1					2.72	1		<	1	U	2.34	1		3.6	1		2.3	1		1.7	1	
Alkalinity SM 2320B (mg/L)	230	1.1	3.2	5		190	1.1	3.2	5					209	1.25		170	1.25		265	1		110	5		100	20		120	2	
Methane RSK-175 (µg/L)	0.91	0.22	0.8	5	J	<	0.22	0.8	5	U				<	5	U	<	5	UJ	<	5	UJ	<	5	U	<	0.31	U	<	1.7	U
Carbon Dioxide SM 2320B (mg/L)[1]	102.22	1.1	3.2	5		84.444	1.1	3.2	5					93	10		75.56	1.25		118	0.4		50	2.2		44	0.22		53	0.88	

Notes:
Analysis methods listed are accurate for most current sampling event. Previous analysis methods may be different.

[1]Carbon dioxide calculated from alkalinity results. Values for 2003 and 2004 were modified to be consistent with previous years' results.

< = less than reporting limit
µg/L = micrograms per liter
ID = identification number
J = estimated
LOQ = limit of quantification
mg/L = milligrams per liter
Qual = qualifier
RL = reporting limit
RSK = Robert S. Kerr Environmental Research Laboratory
SM = Standard Method
U = nondetect
USEPA = United States Environmental Protection Agency

TABLE E.2.1-35
CORNHUSKER ARMY AMMUNITION PLANT
WELL G0067-NATURAL ATTENUATION PARAMETERS

FIELD ID	G0067			G0067			G0067			G0067			G0067			G0067			G0067			G0067			G0067			G0067		
COLLECT DATE	None			None			None			3/18/2004			3/18/2003			3/22/2002			3/23/2001			3/21/2000			4/2/1999			6/18/1998		
	Result	RL	Qual	Result	RL	Qual	Result	RL	Qual	Result	RL	Qual	Result	RL	Qual	Result	RL	Qual	Result	RL	Qual	Result	RL	Qual	Result	RL	Qual	Result	RL	Qual
NATURAL ATTENUATION PARAMETERS																														
Ammonia USEPA 350.1 (mg/L)										<	0.2	U	0.14	0.2	J	0.09	0.2	J	<	0.1	U	<	0.1	U	<	0.1	U	0.05	0.1	J
Total Kjeldahl Nitrogen USEPA 351.2 (mg/L)	**No 2007 Sample**			**No 2006 Sample**			**No 2005 Sample**			0.84	0.2		<	0.63	U	0.32	0.2		<	0.1	U	<	0.1	U	0.167	0.1		0.08	0.1	J
Nitrate/Nitrite USEPA 353.2 (mg/L)	**Well Dry**			**Well Dry**			**Well Dry**			4.5	1		11	0.5	J	8.9	0.5		7.62	0.5		6.15	1		4.23	1		1.16	1	
Sulfide SM 9034 (mg/L)										<	1	U	0.6	1	J	<	1	U	<	1	U	<	1	U	<	1	U	<	1	U
Sulfate USEPA 9056A (mg/L)										18	2		27	5	H	25	5		32.7	5		25.9	2		26.7	5		7.62	0.4	
Dissolved Organic Carbon SM 9060A (mg/L)										2.3	1		2.4	1		2.6	1		<	5	U	<	5	U	14.4	5		6.2	5	
Alkalinity SM 2320B (mg/L)										120	5		180	5		170	5		158	5		162	5		172	5		70.9	5	
Methane RSK-175 (µg/L)										<	2	U	<	2	U	<	2	U	<	1	U	<	1	U	<	1	U	1.11	1	
Carbon Dioxide SM 2320B (mg/L)[1]										53	1		79	1		75	1		69.5	5		71.3	2.2		75.7	2.2		31.2	2.2	

Notes:
Analysis methods listed are accurate for most current sampling event. Previous analysis methods may be different.

[1]Carbon dioxide calculated from alkalinity results. Values for 2003 and 2004 were modified to be consistent with previous years' results.

< = less than reporting limit
µg/L = micrograms per liter
ID = identification number
J = estimated
LOQ = limit of quantification
mg/L = milligrams per liter
Qual = qualifier
RL = reporting limit
RSK = Robert S. Kerr Environmental Research Laboratory
SM = Standard Method
U = nondetect
USEPA = United States Environmental Protection Agency

TABLE E.2.1-36
CORNHUSKER ARMY AMMUNITION PLANT
WELL G0068-NATURAL ATTENUATION PARAMETERS

FIELD ID	G0068			G0068			G0068			G0068			G0068			G0068			G0068			G0068			G0068			G0068			G0068		
COLLECT DATE	None			3/11/2013			3/5/2012			None			3/14/2007			3/28/2006			3/22/2005			3/17/2004			3/21/2003			3/25/2002			3/28/2001		
	Result	RL	Qual	Result	RL	Qual	Result	RL	Qual	Result	RL	Qual	Result	RL	Qual	Result	RL	Qual	Result	RL	Qual	Result	RL	Qual	Result	RL	Qual	Result	RL	Qual	Result	RL	Qual
NATURAL ATTENUATION PARAMETERS																																	
Ammonia USEPA 350.1 (mg/L)				0.827	0.25		<	0.25	UJ				0.053	0.05		<	0.05	U	<	0.05	U	<	0.2	U	0.38	0.2		<	0.72	U	<	0.1	U
Total Kjeldahl Nitrogen USEPA 351.2 (mg/L)	**Abandoned**			0.281	1	J	2.25	1		**Not Sampled**			<	1	U	<	1	U	<	1	U	<	0.59	U	<	0.62	U	0.29	0.2		0.187	0.1	
Nitrate/Nitrite USEPA 353.2 (mg/L)	**2013**			0.558	0.1		0.679	0.1		**in 2008, 2009, 2010,**			0.84	0.05	J	0.48	0.05		0.06	0.05		<	0.26	U	0.57	0.1		0.96	0.1		<	0.5	U
Sulfide SM 9034 (mg/L)				0.2	2	J	0.4	2	J	**2011**			<	1	U	<	1	U	<	1	U	<	1	U	<	1	U	0.6	1	J	<	1	U
Sulfate USEPA 9056A (mg/L)				82.3	5		178	5					140	20		170	50		150	50		180	10		280	10		300	25		359	50	
Dissolved Organic Carbon SM 9060A (mg/L)				4.53	1		5.96	1					9.1	1		10	1		23	1		23	1		20	1		17	1		8.1	5	
Alkalinity SM 2320B (mg/L)				455	1.25		480	1.25					520	8		460	8		610	8		590	5		630	5		670	5		615	10	
Methane RSK-175 (µg/L)				<	5	U	<	5	U				<	0.87	U	<	0.87	U	<	0.87	U	<	2	U	<	2	U	<	2	U	<	1	U
Carbon Dioxide SM 2320B (mg/L)[1]				202	10		213.3	1.25					230	0.88		200	0.88		270	0.1		260	1		270	1		300	1		271	5	

Notes:
Analysis methods listed are accurate for most current sampling event. Previous analysis methods may be different.

[1]Carbon dioxide calculated from alkalinity results. Values for 2003 and 2004 were modified to be consistent with previous years' results.

< = less than reporting limit
µg/L = micrograms per liter
ID = identification number
J = estimated
LOQ = limit of quantification
mg/L = milligrams per liter
Qual = qualifier
RL = reporting limit
RSK = Robert S. Kerr Environmental Research Laboratory
SM = Standard Method
U = nondetect
USEPA = United States Environmental Protection Agency

TABLE E.2.1-36
CORNHUSKER ARMY AMMUNITION PLANT
WELL G0068-NATURAL ATTENUATION PARAMETERS

FIELD ID	G0068			G0068			G0068		
COLLECT DATE	3/17/2000			3/29/1999			6/23/1998		
	Result	RL	Qual	Result	RL	Qual	Result	RL	Qual
NATURAL ATTENUATION PARAMETERS									
Ammonia USEPA 350.1 (mg/L)	<	0.1	U	<	0.1	U	<	0.1	U
Total Kjeldahl Nitrogen USEPA 351.2 (mg/L)	0.676	0.1		0.546	0.1		<	0.1	U
Nitrate/Nitrite USEPA 353.2 (mg/L)	<	1	U	<	1	U	<	1	U
Sulfide SM 9034 (mg/L)	<	1	UJ	<	1	U	<	1	U
Sulfate USEPA 9056A (mg/L)	317	2		275	10		262	5	
Dissolved Organic Carbon SM 9060A (mg/L)	20	10		<	5	U	14.9	5	
Alkalinity SM 2320B (mg/L)	566	5		715	5		555	5	
Methane RSK-175 (µg/L)	<	1	U	<	1	U	<	1	U
Carbon Dioxide SM 2320B (mg/L)[1]	249	2.2		315	2.2		244	2.2	

Notes:
Analysis methods listed are accurate for most current sampling event. Previous analysis methods may be different.

[1]Carbon dioxide calculated from alkalinity results. Values for 2003 and 2004 were modified to be consistent with previous years' results.

< = less than reporting limit
µg/L = micrograms per liter
ID = identification number
J = estimated
LOQ = limit of quantification
mg/L = milligrams per liter
Qual = qualifier
RL = reporting limit
RSK = Robert S. Kerr Environmental Research Laboratory
SM = Standard Method
U = nondetect
USEPA = United States Environmental Protection Agency

TABLE E.2.1-37
CORNHUSKER ARMY AMMUNITION PLANT
WELL G0070-NATURAL ATTENUATION PARAMETERS

FIELD ID	G0070					G0070					G0070					G0070					G0070					G0070				
COLLECT DATE	5/12/2022					5/20/2021					6/2/2020					6/9/2019					3/21/2018					3/29/2017				
	Result	Qual	DL	LOD	LOQ	Result	Qual	DL	LOD	LOQ	Result	Qual	DL	LOD	LOQ	Result	Qual	DL	LOD	LOQ	Result	Qual	DL	LOD	LOQ	Result	Qual	DL	LOD	LOQ
NATURAL ATTENUATION PARAMETERS																														
Ammonia USEPA 350.1 (mg/L)	0.067	J	0.029	0.05	0.1	<	U	0.022	0.05	0.1	0.039	J	0.022	0.05	0.1	0.043	J	0.022	0.05	0.1	0.02	J	0.02	0.05	0.2	0.057	J	0.022	0.05	0.1
Total Kjeldahl Nitrogen USEPA 351.2 (mg/L)	<	UJ	0.69	0.8	1	<	U	0.69	1	1	<	U	0.69	1	1	<	U	0.69	1	1	<	U	0.18	0.5	2	<	U	0.18	0.5	1
Nitrate/Nitrite USEPA 353.2 (mg/L)	<	U	0.044	0.05	0.1	<	U	0.019	0.05	0.1	<	U	0.019	0.05	0.1	<	U	0.019	0.05	0.1	<	U	0.02	0.05	0.1	<	U	0.019	0.05	0.1
Sulfide SM 9034 (mg/L)	<	U	1.6	2	4	<	U	0.79	1.9	4	<	U	0.79	1.9	4	<	U	0.79	1.9	4	<	UJ	0.79	1.9	4	<	U	0.79	1.9	4
Sulfate USEPA 9056A (mg/L)	43		1	2.5	5	44		1	2.5	5	39		1	3	5	190	J	5.2	15	25	37		0.23	0.5	5	32		0.23	0.5	5
Dissolved Organic Carbon SM 9060A (mg/L)	0.97	J	0.35	0.8	1	1.1		0.35	0.8	1	1		0.35	1	1	0.86	J	0.16	0.5	1	0.82	J	0.16	0.5	1	1.3		0.16	0.5	1
Alkalinity SM 2320B (mg/L)	220		3.1	6.4	10	220		3.1	6.4	10	200		3.1	10	10	220		3.1	10	10	210		1.1	3.2	5	200		1.1	3.2	5
Methane RSK-175 (µg/L)	<	U	0.63	1.3	5	<	U	0.63	2	5	<	U	0.63	2	5	<	U	0.63	2	5	0.71	J	0.22	0.8	15	0.65	J	0.22	0.8	5
Carbon Dioxide SM 2320B (mg/L)[1]	98		3.1	6.4	10	98		3.1	6.4	10	89		3.1	10	10	98		3.1	10	10	93		1.1	3.2	5	88.889		1.1	3.2	5

Notes:
Analysis methods listed are accurate for most current sampling event. Previous analysis methods may be different.

[1]Carbon dioxide calculated from alkalinity results. Values for 2003 and 2004 were modified to be consistent with previous years' results.

< = less than reporting limit
µg/L = micrograms per liter
ID = identification number
J = estimated
LOQ = limit of quantification
mg/L = milligrams per liter
Qual = qualifier
RL = reporting limit
RSK = Robert S. Kerr Environmental Research Laboratory
SM = Standard Method
U = nondetect
USEPA = United States Environmental Protection Agency

TABLE E.2.1-37
CORNHUSKER ARMY AMMUNITION PLANT
WELL G0070-NATURAL ATTENUATION PARAMETERS

FIELD ID	G0070					G0070					G0070			G0070			G0070			G0070			G0070			G0070			G0070			G0070		
COLLECT DATE	8/10/2016					8/13/2015					8/19/2014			3/14/2013			3/12/2012			3/15/2011			3/15/2010			3/17/2009			3/12/2008			3/12/2007		
	Result	DL	LOD	LOQ	Qual	Result	DL	LOD	LOQ	Qual	Result	LOQ	Qual	Result	RL	Qual	Result	RL	Qual	Result	RL	Qual	Result	RL	Qual	Result	RL	Qual	Result	RL	Qual	Result	RL	Qual
NATURAL ATTENUATION PARAMETERS																																		
Ammonia USEPA 350.1 (mg/L)	0.027	0.022	0.05	0.1	J	0.065	0.022	0.05	0.1	J	0.027	0.1	J	0.274	0.25		0.244	0.25	J	0.231	0.25	J	0.064	0.1	J	0.062	0.05		0.34	0.05		0.077	0.05	
Total Kjeldahl Nitrogen USEPA 351.2 (mg/L)	<	0.18	0.5	1	UJ	<	0.18	0.5	1	U	<	1	UJ	0.196	1	J	<	1	UJ	<	1	UJ	<	1	U	<	1	U	<	1	U	<	1	U
Nitrate/Nitrite USEPA 353.2 (mg/L)	<	0.019	0.05	0.1	U	<	0.019	0.05	0.1	U	<	0.1	U	<	0.1	U	<	0.1	U	<	0.1	UJ	0.025	0.1	J	<	0.05	U	<	0.05	U	<	0.05	U
Sulfide SM 9034 (mg/L)	<	0.79	1.9	4	U	<	0.79	1.9	4	U	<	4	U	0.2	2	J	0.2	2	J	0.2	2	J	<	1	U	<	1	U	<	1	U	<	1	U
Sulfate USEPA 9056A (mg/L)	33	0.23	0.5	5		35	0.23	0.5	5		29	5		31	1		28.8	1		27.6	1		23	5		19	2		23	10		20	10	
Dissolved Organic Carbon SM 9060A (mg/L)	1	0.16	0.5	1		0.97	0.16	0.5	1	J	0.83	1	J	1.39	1		<	1	U	1.2	1		0.5	1	J	1.5	1		1.5	1		<	1	U
Alkalinity SM 2320B (mg/L)	200	1.1	3.2	5		200	1.1	3.2	5		210	5		195	1.25		200	1.25		175	1		190	5		210	20		180	2		200	8	
Methane RSK-175 (µg/L)	0.69	0.22	0.8	5	J	0.61	0.22	0.8	5	J	0.57	5	J	<	5	U	9.1	5		<	5	UJ	0.28	5	J	0.42	0.31		<	1.7	U	<	0.87	U
Carbon Dioxide SM 2320B (mg/L)[1]	88.889	1.1	3.2	5		88.889	1.1	3.2	5		93.33	5		87	10		88.89	1.25		78	0.4		86	2.2		92	0.22		79	0.88		86	0.88	

Notes:
Analysis methods listed are accurate for most current sampling event. Previous analysis methods may be different.

[1]Carbon dioxide calculated from alkalinity results. Values for 2003 and 2004 were modified to be consistent with previous years' results.

< = less than reporting limit
µg/L = micrograms per liter
ID = identification number
J = estimated
LOQ = limit of quantification
mg/L = milligrams per liter
Qual = qualifier
RL = reporting limit
RSK = Robert S. Kerr Environmental Research Laboratory
SM = Standard Method
U = nondetect
USEPA = United States Environmental Protection Agency

TABLE E.2.1-37
CORNHUSKER ARMY AMMUNITION PLANT
WELL G0070-NATURAL ATTENUATION PARAMETERS

FIELD ID	G0070			G0070			G0070			G0070			G0070			G0070			G0070			G0070			G0070			G0070		
COLLECT DATE	3/15/2006			3/15/2005			3/17/2004			3/18/2003			3/20/2002			3/22/2001			3/23/2000			4/1/1999			6/29/1998					
	Result	RL	Qual	Result	RL	Qual	Result	RL	Qual	Result	RL	Qual	Result	RL	Qual	Result	RL	Qual	Result	RL	Qual	Result	RL	Qual	Result	RL	Qual			
NATURAL ATTENUATION PARAMETERS																														
Ammonia USEPA 350.1 (mg/L)	<	0.05	U	<	0.05	U	<	0.2	U	0.18	0.2	J	0.13	0.2	J	<	0.1	U	<	0.1	U	<	0.1	U	<	0.1	U			
Total Kjeldahl Nitrogen USEPA 351.2 (mg/L)	<	1	U	1.2	1		<	0.2	U	<	0.51	U	0.5	0.4		0.175	0.1		0.085	0.1		0.159	0.1		0.1	0.1				
Nitrate/Nitrite USEPA 353.2 (mg/L)	<	0.05	U	<	0.05	U	<	0.1	U	<	0.1	U	0.094	0.1	J	<	0.5	U	<	1	U	<	1	U	<	0.2	U			
Sulfide SM 9034 (mg/L)	<	1	U	<	1	U	<	1	U	<	1	U	<	1	U	<	1	U	<	1	U	<	1	U	<	1	U			
Sulfate USEPA 9056A (mg/L)	19	10		20	10		21	2		23	5		21	5		23.9	5		18.3	2		23.9	5		17.9	0.2				
Dissolved Organic Carbon SM 9060A (mg/L)	<	1	U	1.2	1		<	1	U	<	1	U	1.6	1		<	5	U	8.2	5		<	5	U	9.7	5				
Alkalinity SM 2320B (mg/L)	190	8		190	8		180	5		190	5		200	5		178	5		186	5		207	5		180	5				
Methane RSK-175 (µg/L)	0.45	0.87	J	0.3	0.87	J	<	2	U	<	2	U	<	2	U	<	1	U	<	1	U	1.2	1		1.08	1				
Carbon Dioxide SM 2320B (mg/L)[1]	84	0.88		44	0.1		79	1		84	1		88	1		78.3	5		81.8	2.2		91.1	2.2		79.2	2.2				

Notes:
Analysis methods listed are accurate for most current sampling event. Previous analysis methods may be different.

[1]Carbon dioxide calculated from alkalinity results. Values for 2003 and 2004 were modified to be consistent with previous years' results.

< = less than reporting limit
µg/L = micrograms per liter
ID = identification number
J = estimated
LOQ = limit of quantification
mg/L = milligrams per liter
Qual = qualifier
RL = reporting limit
RSK = Robert S. Kerr Environmental Research Laboratory
SM = Standard Method
U = nondetect
USEPA = United States Environmental Protection Agency

TABLE E.2.1-38
CORNHUSKER ARMY AMMUNITION PLANT
WELL G0075-NATURAL ATTENUATION PARAMETERS

FIELD ID	G0075					G0075					G0075					G0075					G0075					G0075				
COLLECT DATE	5/12/2022					5/20/2021					6/1/2020					6/9/2019					3/21/2018					4/1/2017				
	Result	Qual	DL	LOD	LOQ	Result	Qual	DL	LOD	LOQ	Result	Qual	DL	LOD	LOQ	Result	Qual	DL	LOD	LOQ	Result	Qual	DL	LOD	LOQ	Result	Qual	DL	LOD	LOQ
NATURAL ATTENUATION PARAMETERS																														
Ammonia USEPA 350.1 (mg/L)	0.043	J	0.029	0.05	0.1	<	U	0.022	0.05	0.1	0.062	J	0.022	0.05	0.1	0.056	J	0.022	0.05	0.1	0.05	J	0.02	0.05	0.1	0.044	J	0.022	0.05	0.1
Total Kjeldahl Nitrogen USEPA 351.2 (mg/L)	<	U	0.69	0.8	1	<	U	0.69	1	1	<	UJ	0.69	1	1	<	U	0.69	1	1	<	U	0.18	0.5	1	<	U	0.18	0.5	1
Nitrate/Nitrite USEPA 353.2 (mg/L)	6.2		0.088	0.1	0.2	3.3		0.019	0.05	0.1	2.4	J	0.019	0.05	0.1	0.49		0.019	0.05	0.1	<	U	0.02	0.05	0.1	<	U	0.019	0.05	0.1
Sulfide SM 9034 (mg/L)	<	U	1.6	2	4	<	U	0.79	1.9	4	<	U	0.79	1.9	4	<	U	0.79	1.9	4	<	U	0.79	1.9	4	0.8	J	0.79	1.9	4
Sulfate USEPA 9056A (mg/L)	190		1	2.5	5	190		1	2.5	5	150		1	3	5	120	J	1	3	5	180		0.23	0.5	5	130		0.23	0.5	5
Dissolved Organic Carbon SM 9060A (mg/L)	2.9		0.35	0.8	1	2.7		0.35	0.8	1	3.4		0.35	1	1	3.2		0.16	0.5	1	2.5		0.16	0.5	1	2.5		0.16	0.5	1
Alkalinity SM 2320B (mg/L)	270		3.1	6.4	10	290		3.1	6.4	10	360		3.1	10	10	440		3.1	10	10	270		1.1	3.2	5	260		1.1	3.2	5
Methane RSK-175 (µg/L)	14		0.63	1.3	5	<	U	0.63	2	5	<	U	0.63	2	5	150		0.63	2	5	170	J	0.22	0.8	5	310		0.22	0.8	5
Carbon Dioxide SM 2320B (mg/L)[1]	120		3.1	6.4	10	129		3.1	6.4	10	160		3.1	10	10	196		3.1	10	10	120		1.1	3.2	5	115.56		1.1	3.2	5

Notes:
Analysis methods listed are accurate for most current sampling event. Previous analysis methods may be different.

[1]Carbon dioxide calculated from alkalinity results. Values for 2003 and 2004 were modified to be consistent with previous years' results.

< = less than reporting limit
µg/L = micrograms per liter
ID = identification number
J = estimated
LOQ = limit of quantification
mg/L = milligrams per liter
Qual = qualifier
RL = reporting limit
RSK = Robert S. Kerr Environmental Research Laboratory
SM = Standard Method
U = nondetect
USEPA = United States Environmental Protection Agency

TABLE E.2.1-38
CORNHUSKER ARMY AMMUNITION PLANT
WELL G0075-NATURAL ATTENUATION PARAMETERS

FIELD ID	G0075					G0075					G0075			G0075			G0075			G0075			G0075			G0075			G0075			G0075		
COLLECT DATE	8/10/2016					8/13/2015					8/19/2014			3/14/2013			3/12/2012			3/15/2011			3/15/2010			3/16/2009			3/12/2008		
	Result	DL	LOD	LOQ	Qual	Result	DL	LOD	LOQ	Qual	Result	LOQ	Qual	Result	RL	Qual	Result	RL	Qual	Result	RL	Qual	Result	RL	Qual	Result	RL	Qual	Result	RL	Qual
NATURAL ATTENUATION PARAMETERS																															
Ammonia USEPA 350.1 (mg/L)	0.024	0.022	0.05	0.1	J	0.039	0.022	0.05	0.1	J	0.038	0.1	J	0.65	0.25		<	0.25	U	<	0.25	UJ	0.045	0.1	J	<	0.05	U	0.65	0.05	
Total Kjeldahl Nitrogen USEPA 351.2 (mg/L)	<	0.18	0.5	1	U	0.35	0.18	0.5	1	J	<	1	U	0.353	1	J	<	1	UJ	<	1	UJ	<	1	U	<	1	U	1.4	1	
Nitrate/Nitrite USEPA 353.2 (mg/L)	<	0.019	0.05	0.1	U	<	0.019	0.05	0.1	U	1.4	0.1		0.031	0.1	J	<	0.1	U	0.081	0.1	J	<	0.1	U	<	0.05	U	1.2	0.5	
Sulfide SM 9034 (mg/L)	<	0.79	1.9	4	U	<	0.79	1.9	4	U	<	4	U	<	2	U	0.4	2	J	0.2	2	J	0.37	1	J	<	1	U	<	1	U
Sulfate USEPA 9056A (mg/L)	120	0.23	0.5	5		110	0.23	0.5	5		87	5		19.6	1		91.5	2		75.5	2		79	25		34	2		38	10	
Dissolved Organic Carbon SM 9060A (mg/L)	2.6	0.16	0.5	1		2.6	0.16	0.5	1		2.8	1		3.3	1		<	1	U	2.94	1		2.4	1		4.7	1		3.9	1	
Alkalinity SM 2320B (mg/L)	260	1.1	3.2	5		220	1.1	3.2	5		250	5		234	1.25		300	1.25		305	1		210	5		210	20		150	2	
Methane RSK-175 (µg/L)	990	0.22	0.8	5		400	0.22	0.8	5		980	5		910	100		1100	25	J	530	25		180	5		1000	0.31		1.8	1.7	
Carbon Dioxide SM 2320B (mg/L)[1]	115.56	1.1	3.2	5		97.778	1.1	3.2	5		111.1	5		104	10		133.3	1.25		136	0.4		91	2.2		92	0.22		66	0.88	

Notes:
Analysis methods listed are accurate for most current sampling event. Previous analysis methods may be different.

[1]Carbon dioxide calculated from alkalinity results. Values for 2003 and 2004 were modified to be consistent with previous years' results.

< = less than reporting limit
µg/L = micrograms per liter
ID = identification number
J = estimated
LOQ = limit of quantification
mg/L = milligrams per liter
Qual = qualifier
RL = reporting limit
RSK = Robert S. Kerr Environmental Research Laboratory
SM = Standard Method
U = nondetect
USEPA = United States Environmental Protection Agency

TABLE E.2.1-38
CORNHUSKER ARMY AMMUNITION PLANT
WELL G0075-NATURAL ATTENUATION PARAMETERS

FIELD ID	G0075			G0075			G0075			G0075			G0075			G0075			G0075			G0075			G0075			G0075			G0075		
COLLECT DATE	3/12/2007			3/15/2006			3/15/2005			3/17/2004			3/18/2003			3/21/2002			3/22/2001			3/23/2000			4/1/1999			6/29/1998		
	Result	RL	Qual	Result	RL	Qual	Result	RL	Qual	Result	RL	Qual	Result	RL	Qual	Result	RL	Qual	Result	RL	Qual	Result	RL	Qual	Result	RL	Qual	Result	RL	Qual
NATURAL ATTENUATION PARAMETERS																														
Ammonia USEPA 350.1 (mg/L)	<	0.05	U	<	0.05	U	<	0.05	U	<	0.2	U	0.12	0.2	J	0.1	0.2	J	<	0.1	U	<	0.1	U	<	0.1	U	<	0.1	U
Total Kjeldahl Nitrogen USEPA 351.2 (mg/L)	<	1	U	<	1	U	1.3	1		1.1	0.2		<	0.43	U	<	0.46	U	0.219	0.1		0.928	0.1		0.153	0.1		<	0.1	U
Nitrate/Nitrite USEPA 353.2 (mg/L)	4.7	1	J	5.6	0.25		4.9	0.25		8.3	1		3.1	0.1		2.4	0.1		2	5		4.26	1		4.36	1		1.91	0.2	
Sulfide SM 9034 (mg/L)	<	1	U	<	1	U	<	1	U	<	1	U	<	1	U	<	1	U	<	1	U	<	1	U	<	1	U	<	1	U
Sulfate USEPA 9056A (mg/L)	55	10		39	10		46	10		42	2		45	5		39	5		43.7	5		30.6	2		40.7	5		36.3	0.2	
Dissolved Organic Carbon SM 9060A (mg/L)	2.1	1		2.2	1		2.2	1		<	1.9	U	1.9	1		2.5	1		<	5	U	5.6	5		<	5	U	10	5	
Alkalinity SM 2320B (mg/L)	220	8		190	8		200	8		190	5		210	5		190	5		198	5		200	5		235	5		199	5	
Methane RSK-175 (µg/L)	<	0.87	U	<	0.87	U	<	0.87	U	<	2	U	<	2	U	<	2	U	23	1		<	1	U	<	1	U	4.03	1	
Carbon Dioxide SM 2320B (mg/L)[1]	95	0.88		84	0.88		88	0.1		84	1		92	1		84	1		87	5		88	2.2		103	2.2		87.6	2.2	

Notes:
Analysis methods listed are accurate for most current sampling event. Previous analysis methods may be different.

[1]Carbon dioxide calculated from alkalinity results. Values for 2003 and 2004 were modified to be consistent with previous years' results.

< = less than reporting limit
µg/L = micrograms per liter
ID = identification number
J = estimated
LOQ = limit of quantification
mg/L = milligrams per liter
Qual = qualifier
RL = reporting limit
RSK = Robert S. Kerr Environmental Research Laboratory
SM = Standard Method
U = nondetect
USEPA = United States Environmental Protection Agency

TABLE E.2.1-39
CORNHUSKER ARMY AMMUNITION PLANT
WELL G0076-NATURAL ATTENUATION PARAMETERS

FIELD ID	G0076					G0076					G0076					G0076					G0076					G0076				
COLLECT DATE	5/12/2022					5/20/2021					6/1/2020					6/9/2019					3/21/2018					3/29/2017				
	Result	Qual	DL	LOD	LOQ	Result	Qual	DL	LOD	LOQ	Result	Qual	DL	LOD	LOQ	Result	Qual	DL	LOD	LOQ	Result	Qual	DL	LOD	LOQ	Result	Qual	DL	LOD	LOQ
NATURAL ATTENUATION PARAMETERS																														
Ammonia USEPA 350.1 (mg/L)	4.4		0.029	0.05	0.1	1.6		0.022	0.05	0.1	1.4		0.022	0.05	0.1	0.87		0.022	0.05	0.1	0.56		0.02	0.05	0.1	0.4		0.022	0.05	0.1
Total Kjeldahl Nitrogen USEPA 351.2 (mg/L)	2.8		0.69	0.8	1	1.8		0.69	1	1	1.3		0.69	1	1	1.1		0.69	1	1	<	U	0.18	0.5	1	<	U	0.18	0.5	1
Nitrate/Nitrite USEPA 353.2 (mg/L)	<	U	0.044	0.05	0.1	<	U	0.019	0.05	0.1	<	U	0.019	0.05	0.1	<	U	0.019	0.05	0.1	<	U	0.02	0.05	0.1	<	U	0.019	0.05	0.1
Sulfide SM 9034 (mg/L)	<	U	1.6	2	4	<	U	0.79	1.9	4	<	U	0.79	1.9	4	<	U	0.79	1.9	4	<	U	0.79	1.9	4	<	U	0.79	1.9	4
Sulfate USEPA 9056A (mg/L)	310		5.2	13	25	320		2.1	5	10	310		5.2	15	25	280	J	5.2	15	25	290		1.2	2.5	25	240		1.2	2.5	25
Dissolved Organic Carbon SM 9060A (mg/L)	3		0.35	0.8	1	3.4		0.35	0.8	1	3.3		0.35	1	1	2.8		0.16	0.5	1	2.8		0.16	0.5	1	3.2		0.16	0.5	1
Alkalinity SM 2320B (mg/L)	380		3.1	6.4	10	370		3.1	6.4	10	320		3.1	10	10	330		3.1	10	10	340		1.1	3.2	5	320		1.1	3.2	5
Methane RSK-175 (µg/L)	450		0.63	1.3	5	210		0.63	2	5	180		0.63	2	5	310		0.63	2	5	110	J	0.22	0.8	5	94	J	0.22	0.8	5
Carbon Dioxide SM 2320B (mg/L)[1]	169		3.1	6.4	10	164		3.1	6.4	10	142		3.1	10	10	147		3.1	10	10	151		1.1	3.2	5	142.22		1.1	3.2	5

Notes:
Analysis methods listed are accurate for most current sampling event. Previous analysis methods may be different.

[1]Carbon dioxide calculated from alkalinity results. Values for 2003 and 2004 were modified to be consistent with previous years' results.

< = less than reporting limit
µg/L = micrograms per liter
ID = identification number
J = estimated
LOQ = limit of quantification
mg/L = milligrams per liter
Qual = qualifier
RL = reporting limit
RSK = Robert S. Kerr Environmental Research Laboratory
SM = Standard Method
U = nondetect
USEPA = United States Environmental Protection Agency

TABLE E.2.1-39
CORNHUSKER ARMY AMMUNITION PLANT
WELL G0076-NATURAL ATTENUATION PARAMETERS

FIELD ID	G0076					G0076					G0076			G0076			G0076			G0076			G0076			G0076			G0076			G0076		
COLLECT DATE	8/10/2016					8/13/2015					8/19/2014			3/14/2013			3/12/2012			3/15/2011			3/15/2010			3/16/2009			3/12/2008		
	Result	DL	LOD	LOQ	Qual	Result	DL	LOD	LOQ	Qual	Result	LOQ	Qual	Result	RL	Qual	Result	RL	Qual	Result	RL	Qual	Result	RL	Qual	Result	RL	Qual	Result	RL	Qual
NATURAL ATTENUATION PARAMETERS																															
Ammonia USEPA 350.1 (mg/L)	0.37	0.022	0.05	0.1		0.42	0.022	0.05	0.1	J	0.5	0.1		0.506	0.25		0.882	0.25		0.783	0.25		0.74	0.1		0.99	0.05		1.3	0.05	
Total Kjeldahl Nitrogen USEPA 351.2 (mg/L)	0.44	0.18	0.5	1	J	0.26	0.18	0.5	1	J	0.21	1	J	0.959	1	J	2.82	1	J	1.13	1		<	1	U	1.3	1		2	1	
Nitrate/Nitrite USEPA 353.2 (mg/L)	<	0.019	0.05	0.1	U	<	0.019	0.05	0.1	U	<	0.1	U	<	0.1	U	<	0.1	U	<	0.1	UJ	<	0.1	U	<	0.05	U	<	0.05	U
Sulfide SM 9034 (mg/L)	<	0.79	1.9	4	U	<	0.79	1.9	4	U	<	4	U	0.2	2	J	0.4	2	J	<	2	U	<	1	U	8	1		<	1	U
Sulfate USEPA 9056A (mg/L)	210	1.2	2.5	25		170	0.23	0.5	5		130	5		18.4	1		82.6	2		75.5	1		100	25		88	20		88	10	
Dissolved Organic Carbon SM 9060A (mg/L)	2.8	0.16	0.5	1		2.4	0.16	0.5	1		2.6	1		6.44	1		2.69	1		2.77	1		1.3	1		2	1		1.9	1	
Alkalinity SM 2320B (mg/L)	300	1.1	3.2	5		250	1.1	3.2	5		310	5		325	1.25		320	1.25		345	1		270	5		270	20		270	4	
Methane RSK-175 (µg/L)	83	0.22	0.8	5		310	0.22	0.8	5		750	5		1600	50		730	50		220	5		2.7	5	J	1.3	0.31		<	1.7	U
Carbon Dioxide SM 2320B (mg/L)[1]	133.33	1.1	3.2	5		111.11	1.1	3.2	5		137.8	5		144	10		142.2	1.25		153	0.4		120	2.2		120	0.22		119	1.8	

Notes:
Analysis methods listed are accurate for most current sampling event. Previous analysis methods may be different.

[1]Carbon dioxide calculated from alkalinity results. Values for 2003 and 2004 were modified to be consistent with previous years' results.

< = less than reporting limit
µg/L = micrograms per liter
ID = identification number
J = estimated
LOQ = limit of quantification
mg/L = milligrams per liter
Qual = qualifier
RL = reporting limit
RSK = Robert S. Kerr Environmental Research Laboratory
SM = Standard Method
U = nondetect
USEPA = United States Environmental Protection Agency

TABLE E.2.1-39
CORNHUSKER ARMY AMMUNITION PLANT
WELL G0076-NATURAL ATTENUATION PARAMETERS

FIELD ID	G0076			G0076			G0076			G0076			G0076			G0076			G0076			G0076			G0076			G0076			G0076		
COLLECT DATE	3/12/2007			3/15/2006			3/15/2005			3/17/2004			3/18/2003			3/20/2002			3/22/2001			3/23/2000			4/1/1999			6/29/1998		
	Result	RL	Qual	Result	RL	Qual	Result	RL	Qual	Result	RL	Qual	Result	RL	Qual	Result	RL	Qual	Result	RL	Qual	Result	RL	Qual	Result	RL	Qual	Result	RL	Qual
NATURAL ATTENUATION PARAMETERS																														
Ammonia USEPA 350.1 (mg/L)	1.2	0.05		1.4	0.05		1.7	0.05		1.4	0.2		1.7	0.2		2	0.2		2.28	0.2	U	1.69	0.1		1.33	0.1		0.976	0.1	
Total Kjeldahl Nitrogen USEPA 351.2 (mg/L)	1.4	1		1.7	1		2.5	1		1.5	0.2		2.4	0.2		1.4	0.4		2.43	0.2		1.74	0.1		1.4	0.1		1.06	0.1	
Nitrate/Nitrite USEPA 353.2 (mg/L)	<	0.05	U	<	0.05	U	<	0.05	U	<	0.1	U	<	0.1	U	0.076	0.1	J	<	0.5	U	<	1	U	<	1	U	<	0.2	U
Sulfide SM 9034 (mg/L)	<	1	U	<	1	U	<	1	U	<	1	U	<	1	U	<	1	U	<	1	U	<	1	U	<	1	U	<	1	U
Sulfate USEPA 9056A (mg/L)	81	10		62	10		57	10		52	2		52	5		44	5		44	5		51	2		45.3	5		41.2	0.2	
Dissolved Organic Carbon SM 9060A (mg/L)	1.3	1		1.4	1		1.5	1		<	1.3	U	1.3	1		1.8	1		<	5	U	<	5	U	<	5	U	13.1	5	
Alkalinity SM 2320B (mg/L)	260	8		240	8		240	8		230	5		230	5		230	5		203	5		228	5		259	5		220	5	
Methane RSK-175 (µg/L)	0.98	0.87		1	0.87		0.48	0.87	J	<	2	U	<	2	U	<	2	U	<	1	U	<	1	U	12.4	1		1.21	1	
Carbon Dioxide SM 2320B (mg/L)[1]	120	0.88		110	0.88		110	0.1		101	1		101	1		100	1		89	5		100	2.2		114	2.2		96.8	2.2	

Notes:
Analysis methods listed are accurate for most current sampling event. Previous analysis methods may be different.

[1]Carbon dioxide calculated from alkalinity results. Values for 2003 and 2004 were modified to be consistent with previous years' results.

< = less than reporting limit
µg/L = micrograms per liter
ID = identification number
J = estimated
LOQ = limit of quantification
mg/L = milligrams per liter
Qual = qualifier
RL = reporting limit
RSK = Robert S. Kerr Environmental Research Laboratory
SM = Standard Method
U = nondetect
USEPA = United States Environmental Protection Agency

TABLE E.2.1-40
CORNHUSKER ARMY AMMUNITION PLANT
WELL G0077-NATURAL ATTENUATION PARAMETERS

FIELD ID	G0077					G0077					G0077					G0077					G0077					G0077				
COLLECT DATE	5/18/2022					5/26/2021					6/15/2020					6/10/2019					3/20/2018					4/1/2017				
	Result	Qual	DL	LOD	LOQ	Result	Qual	DL	LOD	LOQ	Result	Qual	DL	LOD	LOQ	Result	Qual	DL	LOD	LOQ	Result	Qual	DL	LOD	LOQ	Result	Qual	DL	LOD	LOQ
NATURAL ATTENUATION PARAMETERS																														
Ammonia USEPA 350.1 (mg/L)	<	U	0.029	0.05	0.1	<	U	0.022	0.05	0.1	0.052	J	0.022	0.05	0.1	<	U	0.022	0.05	0.1	<	U	0.02	0.05	0.1	<	U	0.022	0.05	0.1
Total Kjeldahl Nitrogen USEPA 351.2 (mg/L)	<	U	0.69	0.8	1	<	U	0.69	1	1	<	UJ	0.69	1	1	<	U	0.69	1	1	<	U	0.18	0.5	1	<	U	0.18	0.5	1
Nitrate/Nitrite USEPA 353.2 (mg/L)	12		0.22	0.25	0.5	9		0.019	0.05	0.1	13		0.19	0.5	1.0	31		0.19	0.5	1.0	32		0.1	0.25	1	25		0.095	0.25	0.5
Sulfide SM 9034 (mg/L)	<	U	1.6	2	4	0.8	J	0.79	1.9	4	0.8	J	0.79	1.9	4	<	U	0.79	1.9	4	<	U	0.79	1.9	4	<	U	0.79	1.9	4
Sulfate USEPA 9056A (mg/L)	150		1	2.5	5	140		1	2.5	5	99		1	3	5	130		1	3	5	150		0.23	0.5	5	130		0.23	0.5	5
Dissolved Organic Carbon SM 9060A (mg/L)	4.7		0.35	0.8	1	4.4		0.35	0.8	1	3.6		0.35	1	1	5.1		0.16	0.5	1	4.8		0.16	0.5	1	4.1		0.16	0.5	1
Alkalinity SM 2320B (mg/L)	340		3.1	6.4	10	310		3.1	6.4	10	260		3.1	10	10	260		3.1	10	10	330		1.1	3.2	5	320		1.1	3.2	5
Methane RSK-175 (µg/L)	3300		0.63	1.3	5	530		0.63	2	5	<	U	0.63	2	5	<	U	0.63	2	5	7.7		0.22	0.8	5	8.1		0.22	0.8	5
Carbon Dioxide SM 2320B (mg/L)[1]	151		3.1	6.4	10	138		3.1	6.4	10	116		3.1	10	10	116		3.1	10	10	147		1.1	3.2	5	142.22		1.1	3.2	5

Notes:
Analysis methods listed are accurate for most current sampling event. Previous analysis methods may be different.

[1]Carbon dioxide calculated from alkalinity results. Values for 2003 and 2004 were modified to be consistent with previous years' results.

< = less than reporting limit
µg/L = micrograms per liter
ID = identification number
J = estimated
LOQ = limit of quantification
mg/L = milligrams per liter
Qual = qualifier
RL = reporting limit
RSK = Robert S. Kerr Environmental Research Laboratory
SM = Standard Method
U = nondetect
USEPA = United States Environmental Protection Agency

TABLE E.2.1-40
CORNHUSKER ARMY AMMUNITION PLANT
WELL G0077-NATURAL ATTENUATION PARAMETERS

FIELD ID	G0077					G0077					G0077			G0077			G0077			G0077			G0077			G0077			G0077			G0077		
COLLECT DATE	8/9/2016					8/12/2015					8/14/2014			3/13/2013			3/12/2012			3/15/2011			3/16/2010			3/13/2009			3/12/2008					
	Result	DL	LOD	LOQ	Qual	Result	DL	LOD	LOQ	Qual	Result	LOQ	Qual	Result	RL	Qual	Result	RL	Qual	Result	RL	Qual	Result	RL	Qual	Result	RL	Qual	Result	RL	Qual			
NATURAL ATTENUATION PARAMETERS																																		
Ammonia USEPA 350.1 (mg/L)	<	0.022	0.05	0.1	U	0.048	0.022	0.05	0.1	J	0.022	0.1	J	0.447	0.25		<	0.25	U	<	0.25	UJ	<	0.1	U	<	0.05	U	0.2	0.05				
Total Kjeldahl Nitrogen USEPA 351.2 (mg/L)	<	0.18	0.5	1	U	<	0.18	0.5	1	U	<	1	U	<	1	U	<	1	UJ	<	1	U	<	1	U	<	1	U	<	1	U			
Nitrate/Nitrite USEPA 353.2 (mg/L)	19	0.19	0.5	1		18	0.095	0.25	0.5		15	0.2		15	0.1		13.9	0.1		16.2	0.1		23	0.5		14	0.5		17	0.5				
Sulfide SM 9034 (mg/L)	<	0.79	1.9	4	U	<	0.79	1.9	4	U	0.96	4	J	<	2	U	0.4	2	J	0.4	2	J	<	1	U	<	1	U	<	1	U			
Sulfate USEPA 9056A (mg/L)	110	0.23	0.5	5		100	0.23	0.5	5		71	5		71.8	1		77.1	1		85.4	5		86	25		60	20		63	10				
Dissolved Organic Carbon SM 9060A (mg/L)	3.8	0.16	0.5	1		4	0.16	0.5	1		3	1		3.33	1		<	1	U	4.51	1		4.9	1		3.9	1		4.6	1				
Alkalinity SM 2320B (mg/L)	300	1.1	3.2	5		290	1.1	3.2	5		270	5		435	1.25		330	1.25		265	1		360	5		320	20		310	4				
Methane RSK-175 (µg/L)	120	0.22	0.8	5		29	0.22	0.8	5		66	5		4.4	5	J	<	5	UJ	<	5	UJ	<	5	U	0.27	0.31	J	<	1.7	U			
Carbon Dioxide SM 2320B (mg/L)[1]	133.33	1.1	3.2	5		128.89	1.1	3.2	5		120	5		193	10		146.7	1.25		118	0.4		160	2.2		140	0.22		136	1.8				

Notes:
Analysis methods listed are accurate for most current sampling event. Previous analysis methods may be different.

[1]Carbon dioxide calculated from alkalinity results. Values for 2003 and 2004 were modified to be consistent with previous years' results.

< = less than reporting limit
µg/L = micrograms per liter
ID = identification number
J = estimated
LOQ = limit of quantification
mg/L = milligrams per liter
Qual = qualifier
RL = reporting limit
RSK = Robert S. Kerr Environmental Research Laboratory
SM = Standard Method
U = nondetect
USEPA = United States Environmental Protection Agency

TABLE E.2.1-40
CORNHUSKER ARMY AMMUNITION PLANT
WELL G0077-NATURAL ATTENUATION PARAMETERS

FIELD ID	G0077			G0077			G0077			G0077			G0077			G0077			G0077			G0077			G0077			G0077			G0077		
COLLECT DATE	3/12/2007			3/14/2006			3/15/2005			3/15/2004			3/18/2003			3/20/2002			3/22/2001			3/23/2000			4/1/1999			6/30/1998		
	Result	RL	Qual	Result	RL	Qual	Result	RL	Qual	Result	RL	Qual	Result	RL	Qual	Result	RL	Qual	Result	RL	Qual	Result	RL	Qual	Result	RL	Qual	Result	RL	Qual
NATURAL ATTENUATION PARAMETERS																														
Ammonia USEPA 350.1 (mg/L)	<	0.05	U	<	0.05	U	<	0.05	U	<	0.2	U	0.27	0.2		<	0.2	U	0.12	0.1		0.272	0.1		1.55	0.1		0.738	0.1	
Total Kjeldahl Nitrogen USEPA 351.2 (mg/L)	<	1	U	<	1	U	<	1	U	0.91	0.2		<	0.42	U	0.55	0.4		0.411	0.1	J	1.29	0.1		1.64	0.1		<	0.1	U
Nitrate/Nitrite USEPA 353.2 (mg/L)	15	1	J	5	0.5	J	9.8	0.5		7.8	1	J	10	0.5	J	9.7	0.5		9.24	0.5		8.27	1		4.8	1		10.1	1	
Sulfide SM 9034 (mg/L)	<	1	U	<	1	U	<	1	U	<	1	U	<	1	U	<	1	U	<	1	U	<	1	U	<	1	U	<	1	U
Sulfate USEPA 9056A (mg/L)	48	10		46	10		40	10		36	2		41	5		45	1		48.3	5		31.6	2		35.4	5		61.8	2	
Dissolved Organic Carbon SM 9060A (mg/L)	2.4	1		2.6	1		2.6	1		2.3	1		3	1		3.6	1		<	5	U	<	5	U	6.3	5		10.8	5	
Alkalinity SM 2320B (mg/L)	260	8		250	8		250	8		230	5		280	5		290	5		305	5		215	5		220	5		210	5	
Methane RSK-175 (µg/L)	<	0.87	U	<	0.87	U	<	0.87	U	<	2	U	<	2	U	<	2	U	<	1	U	<	1	U	0.802	1	J	<	1	U
Carbon Dioxide SM 2320B (mg/L)[1]	110	0.88		110	0.88		110	0.1		101	0.5		123	1	J	130	1		134	5		94.6	2.2		96.8	2.2		92.4	2.2	

Notes:
Analysis methods listed are accurate for most current sampling event. Previous analysis methods may be different.

[1]Carbon dioxide calculated from alkalinity results. Values for 2003 and 2004 were modified to be consistent with previous years' results.

< = less than reporting limit
µg/L = micrograms per liter
ID = identification number
J = estimated
LOQ = limit of quantification
mg/L = milligrams per liter
Qual = qualifier
RL = reporting limit
RSK = Robert S. Kerr Environmental Research Laboratory
SM = Standard Method
U = nondetect
USEPA = United States Environmental Protection Agency

TABLE E.2.1-41
CORNHUSKER ARMY AMMUNITION PLANT
WELL G0078-NATURAL ATTENUATION PARAMETERS

FIELD ID	G0078					G0078					G0078					G0078					G0078					G0078				
COLLECT DATE	5/20/2022					5/26/2021					6/15/2020					6/10/2019					3/20/2018					4/1/2017				
	Result	Qual	DL	LOD	LOQ	Result	Qual	DL	LOD	LOQ	Result	Qual	DL	LOD	LOQ	Result	Qual	DL	LOD	LOQ	Result	Qual	DL	LOD	LOQ	Result	Qual	DL	LOD	LOQ
NATURAL ATTENUATION PARAMETERS																														
Ammonia USEPA 350.1 (mg/L)	0.16		0.029	0.05	0.1	0.29		0.022	0.05	0.1	0.46		0.022	0.05	0.1	0.44		0.022	0.05	0.1	0.06	J	0.02	0.05	0.1	0.066	J	0.022	0.05	0.1
Total Kjeldahl Nitrogen USEPA 351.2 (mg/L)	<	U	0.69	0.8	1	0.7	J	0.69	1	1	<	U	0.69	1	1	<	U	0.69	1	1	<	U	0.18	0.5	1	<	U	0.18	0.5	1
Nitrate/Nitrite USEPA 353.2 (mg/L)	<	U	0.044	0.05	0.1	<	U	0.019	0.05	0.1	<	U	0.019	0.05	0.1	<	U	0.019	0.05	0.1	<	U	0.02	0.05	0.1	<	U	0.019	0.05	0.1
Sulfide SM 9034 (mg/L)	<	U	1.6	2	4	0.8	J	0.79	1.9	4	<	U	0.79	1.9	4	<	U	0.79	1.9	4	<	U	0.79	1.9	4	<	U	0.79	1.9	4
Sulfate USEPA 9056A (mg/L)	240		5.2	13	25	270		5.2	13	25	250		5.2	15	25	250	J	5.2	15	25	260		1.2	2.5	25	270		1.2	2.5	25
Dissolved Organic Carbon SM 9060A (mg/L)	3.1		0.35	0.8	1	2.9		0.35	0.8	1	3.8		0.35	1	1	2.9		0.16	0.5	1	2.6		0.16	0.5	1	2.5		0.16	0.5	1
Alkalinity SM 2320B (mg/L)	330		3.1	6.4	10	320		3.1	6.4	10	340		3.1	10	10	400		3.1	10	10	360		1.1	3.2	5	340		1.1	3.2	5
Methane RSK-175 (µg/L)	230		0.63	1.3	5	130		0.63	2	5	130		0.63	2	5	280	J	0.63	2	5	150	J	0.22	0.8	5	200		0.22	0.8	5
Carbon Dioxide SM 2320B (mg/L)[1]	147		3.1	6.4	10	142		3.1	6.4	10	151		3.1	10	10	178		3.1	10	10	160		1.1	3.2	5	151.11		1.1	3.2	5

Notes:
Analysis methods listed are accurate for most current sampling event. Previous analysis methods may be different.

[1]Carbon dioxide calculated from alkalinity results. Values for 2003 and 2004 were modified to be consistent with previous years' results.

< = less than reporting limit
µg/L = micrograms per liter
ID = identification number
J = estimated
LOQ = limit of quantification
mg/L = milligrams per liter
Qual = qualifier
RL = reporting limit
RSK = Robert S. Kerr Environmental Research Laboratory
SM = Standard Method
U = nondetect
USEPA = United States Environmental Protection Agency

TABLE E.2.1-41
CORNHUSKER ARMY AMMUNITION PLANT
WELL G0078-NATURAL ATTENUATION PARAMETERS

FIELD ID	G0078					G0078					G0078			G0078			G0078			G0078			G0078			G0078			G0078		
COLLECT DATE	8/9/2016					8/12/2015					8/14/2014			3/13/2013			3/12/2012			3/14/2011			3/16/2010			3/13/2009			3/13/2008		
	Result	DL	LOD	LOQ	Qual	Result	DL	LOD	LOQ	Qual	Result	LOQ	Qual	Result	RL	Qual	Result	RL	Qual	Result	RL	Qual	Result	RL	Qual	Result	RL	Qual	Result	RL	Qual
NATURAL ATTENUATION PARAMETERS																															
Ammonia USEPA 350.1 (mg/L)	0.062	0.022	0.05	0.1	J	0.1	0.022	0.05	0.1		0.1	0.1		0.569	0.25		0.188	0.25	J	0.239	0.25	J	0.046	0.1	J	<	0.05	U	0.28	0.05	
Total Kjeldahl Nitrogen USEPA 351.2 (mg/L)	1.7	0.18	0.5	1		<	0.18	0.5	1	U	<	1	U	0.489	1	J	<	1	UJ	<	1	UJ	0.12	1	J	<	1	U	1.2	1	
Nitrate/Nitrite USEPA 353.2 (mg/L)	<	0.019	0.05	0.1	U	<	0.019	0.05	0.1	U	<	0.1	U	0.006	0.1	J	<	0.1	U	<	0.1	UJ	<	0.1	U	<	0.05	U	<	0.05	U
Sulfide SM 9034 (mg/L)	<	0.79	1.9	4	U	<	0.79	1.9	4	U	1.4	4	J	0.2	2	J	0.6	2	J	<	2	U	<	1	U	<	1	U	<	1	U
Sulfate USEPA 9056A (mg/L)	260	1.2	2.5	25		270	1.2	2.5	25		240	25		21.6	1		189	5		168	5		120	25		110	20		91	10	
Dissolved Organic Carbon SM 9060A (mg/L)	2.5	0.16	0.5	1		2.4	0.16	0.5	1		2.4	1		2.66	1		2.52	1		2.17	1		1.3	1		2	1		1.8	1	
Alkalinity SM 2320B (mg/L)	340	1.1	3.2	5		340	1.1	3.2	5		330	5		344	1.25		290	1.25		275	1		290	5		270	20		310	4	
Methane RSK-175 (µg/L)	170	0.22	0.8	5		150	0.22	0.8	5		110	5		51	5		27	5		<	5	UJ	1.2	5	J	0.76	0.31		<	1.7	U
Carbon Dioxide SM 2320B (mg/L)[1]	151.11	1.1	3.2	5		151.11	1.1	3.2	5		146.7	5		153	10		128.9	1.25		122	0.4		130	2.2		120	0.22		136	1.8	

Notes:
Analysis methods listed are accurate for most current sampling event. Previous analysis methods may be different.

[1]Carbon dioxide calculated from alkalinity results. Values for 2003 and 2004 were modified to be consistent with previous years' results.

< = less than reporting limit
µg/L = micrograms per liter
ID = identification number
J = estimated
LOQ = limit of quantification
mg/L = milligrams per liter
Qual = qualifier
RL = reporting limit
RSK = Robert S. Kerr Environmental Research Laboratory
SM = Standard Method
U = nondetect
USEPA = United States Environmental Protection Agency

TABLE E.2.1-41
CORNHUSKER ARMY AMMUNITION PLANT
WELL G0078-NATURAL ATTENUATION PARAMETERS

FIELD ID	G0078			G0078			G0078			G0078			G0078			G0078			G0078			G0078			G0078			G0078			G0078		
COLLECT DATE	3/12/2007			3/14/2006			3/15/2005			3/15/2004			3/18/2003			3/20/2002			3/22/2001			3/23/2000			4/1/1999			6/30/1998		
	Result	RL	Qual	Result	RL	Qual	Result	RL	Qual	Result	RL	Qual	Result	RL	Qual	Result	RL	Qual	Result	RL	Qual	Result	RL	Qual	Result	RL	Qual	Result	RL	Qual
NATURAL ATTENUATION PARAMETERS																														
Ammonia USEPA 350.1 (mg/L)	<	0.05	U	<	0.05	U	<	0.05	U	<	0.2	U	0.18	0.2	J	<	0.2	U	<	0.1	U	<	0.1	U	<	0.1	U	<	0.1	U
Total Kjeldahl Nitrogen USEPA 351.2 (mg/L)	<	1	U	<	1	U	1.3	1		0.2	0.2		<	0.3	U	0.37	0.4	J	0.236	0.1		0.113	0.1		0.283	0.1		<	0.1	U
Nitrate/Nitrite USEPA 353.2 (mg/L)	<	0.05	U	<	0.05	U	<	0.05	U	0.1	0.1		<	0.1	U	<	0.1	U	<	0.5	U	<	1	U	<	1	U	<	1	U
Sulfide SM 9034 (mg/L)	<	1	U	<	1	U	<	1	U	<	1	U	<	1	U	<	1	U	<	1	U	<	1	U	<	1	U	<	1	U
Sulfate USEPA 9056A (mg/L)	35	10		60	10		51	10		48	2		48	5		42	5		45.6	5		34.5	2		35.7	5		39	0.2	
Dissolved Organic Carbon SM 9060A (mg/L)	1.3	1		1.3	1		1.2	1		<	1.2	U	1.3	1		1.8	1		<	5	U	<	5	U	<	5	U	10.2	5	
Alkalinity SM 2320B (mg/L)	260	8		250	8		240	8		220	5		230	5		220	5		203	5		228	5		246	5		225	5	
Methane RSK-175 (µg/L)	1.1	0.87		0.68	0.87	J	1.6	0.87		<	2	U	<	2	U	<	2	U	<	1	U	<	1	U	0.579	1	J	1.68	1	
Carbon Dioxide SM 2320B (mg/L)[1]	120	0.88		110	0.88		100	0.1		97	0.2		101	1		97	1		89.3	5		100	2.2		108	2.2		99	2.2	

Notes:
Analysis methods listed are accurate for most current sampling event. Previous analysis methods may be different.

[1]Carbon dioxide calculated from alkalinity results. Values for 2003 and 2004 were modified to be consistent with previous years' results.

< = less than reporting limit
µg/L = micrograms per liter
ID = identification number
J = estimated
LOQ = limit of quantification
mg/L = milligrams per liter
Qual = qualifier
RL = reporting limit
RSK = Robert S. Kerr Environmental Research Laboratory
SM = Standard Method
U = nondetect
USEPA = United States Environmental Protection Agency

TABLE E.2.1-42
CORNHUSKER ARMY AMMUNITION PLANT
WELL G0079-NATURAL ATTENUATION PARAMETERS

FIELD ID	G0079					G0079					G0079					G0079					G0079			G0079			G0079			G0079		
COLLECT DATE	5/12/2022					5/20/2021					6/1/2020					6/9/2019					None			None			None			None		
	Result	Qual	DL	LOD	LOQ	Result	Qual	DL	LOD	LOQ	Result	Qual	DL	LOD	LOQ	Result	Qual	DL	LOD	LOQ	Result	RL	Qual	Result	RL	Qual	Result	RL	Qual	Result	RL	Qual
NATURAL ATTENUATION PARAMETERS																																
Ammonia USEPA 350.1 (mg/L)	<	U	0.029	0.05	0.1	<	U	0.022	0.05	0.1	0.065	J	0.022	0.05	0.1	<	U	0.022	0.05	0.1												
Total Kjeldahl Nitrogen USEPA 351.2 (mg/L)	<	U	0.69	0.8	1	0.83	J	0.69	1	1	<	UJ	0.69	1	1	<	U	0.69	1	1	**No 2018 Sample**			**No 2017 Sample**			**No 2016 Sample**			**No 2015 Sample**		
Nitrate/Nitrite USEPA 353.2 (mg/L)	5.9		0.088	0.1	0.2	1.8		0.019	0.05	0.1	0.83		0.019	0.05	0.1	0.52		0.019	0.05	0.1	**Well Dry**			**Well Dry**			**Well Dry**			**Well Dry**		
Sulfide SM 9034 (mg/L)	<	U	1.6	2	4	<	U	0.79	1.9	4	<	U	0.79	1.9	4	<	U	0.79	1.9	4												
Sulfate USEPA 9056A (mg/L)	58		1	2.5	5	50		1	2.5	5	48	J	1	3	5	15	J	1	3	5												
Dissolved Organic Carbon SM 9060A (mg/L)	4.3		0.35	0.8	1	5		0.35	0.8	1	6		0.35	1	1	3.2		0.16	0.5	1												
Alkalinity SM 2320B (mg/L)	310		3.1	6.4	10	310		3.1	6.4	10	310		3.1	10	10	67		3.1	10	10												
Methane RSK-175 (µg/L)	<	U	0.63	1.3	5	<	U	0.63	2	5	<	U	0.63	2	5	<	U	0.63	2	5												
Carbon Dioxide SM 2320B (mg/L)[1]	138		3.1	6.4	10	138		3.1	6.4	10	138		3.1	10	10	30		3.1	10	10												

Notes:
Analysis methods listed are accurate for most current sampling event. Previous analysis methods may be different.

[1]Carbon dioxide calculated from alkalinity results. Values for 2003 and 2004 were modified to be consistent with previous years' results.

< = less than reporting limit
µg/L = micrograms per liter
ID = identification number
J = estimated
LOQ = limit of quantification
mg/L = milligrams per liter
Qual = qualifier
RL = reporting limit
RSK = Robert S. Kerr Environmental Research Laboratory
SM = Standard Method
U = nondetect
USEPA = United States Environmental Protection Agency

TABLE E.2.1-42
CORNHUSKER ARMY AMMUNITION PLANT
WELL G0079-NATURAL ATTENUATION PARAMETERS

FIELD ID	G0079			G0079			G0079			G0079			G0079			G0079			G0079			G0079			G0079			G0079			G0079		
COLLECT DATE	None			None			3/12/2012			3/15/2011			3/15/2010			3/16/2009			None			None			None			None			None		
	Result	RL	Qual	Result	RL	Qual	Result	RL	Qual	Result	RL	Qual	Result	RL	Qual	Result	RL	Qual	Result	RL	Qual	Result	RL	Qual	Result	RL	Qual	Result	RL	Qual	Result	RL	Qual
NATURAL ATTENUATION PARAMETERS																																
Ammonia USEPA 350.1 (mg/L)							<	0.25	UJ	<	0.25	UJ	0.04	0.1	J	<	0.05	U														
Total Kjeldahl Nitrogen USEPA 351.2 (mg/L)	**No 2014 Sample**			**No 2013 Sample**			<	1	UJ	<	1	UJ	<	1	U	<	1	U	**No 2008 Sample**			**No 2007 Sample**			**No 2006 Sample**			**No 2005 Sample**			**No 2004 Sample**		
Nitrate/Nitrite USEPA 353.2 (mg/L)	**Well Dry**			**Well Dry**			1.85	0.1		1.16	0.1		0.87	0.1		0.61	0.05		**Well Dry**			**Well Dry**			**Well Dry**			**Well Dry**			**Well Dry**		
Sulfide SM 9034 (mg/L)							0.4	2	J	<	2	U	5.8	1		<	1	U														
Sulfate USEPA 9056A (mg/L)							40.8	1		30.5	1		25	5		75	20														
Dissolved Organic Carbon SM 9060A (mg/L)							<	1	U	2.57	1		2	1		3.1	1														
Alkalinity SM 2320B (mg/L)							210	1.25		160	1		160	5		160	20														
Methane RSK-175 (µg/L)							4.2	5	J	23	5		960	10		<	0.31	U														
Carbon Dioxide SM 2320B (mg/L)[1]							93.33	1.25		71	0.4		71	2.2		72	0.22														

Notes:
Analysis methods listed are accurate for most current sampling event. Previous analysis methods may be different.

[1]Carbon dioxide calculated from alkalinity results. Values for 2003 and 2004 were modified to be consistent with previous years' results.

< = less than reporting limit
µg/L = micrograms per liter
ID = identification number
J = estimated
LOQ = limit of quantification
mg/L = milligrams per liter
Qual = qualifier
RL = reporting limit
RSK = Robert S. Kerr Environmental Research Laboratory
SM = Standard Method
U = nondetect
USEPA = United States Environmental Protection Agency

TABLE E.2.1-42
CORNHUSKER ARMY AMMUNITION PLANT
WELL G0079-NATURAL ATTENUATION PARAMETERS

FIELD ID	G0079			G0079			G0079			G0079		
COLLECT DATE	None			3/21/2002			3/22/2001			3/23/2000		
	Result	RL	Qual	Result	RL	Qual	Result	RL	Qual	Result	RL	Qual
NATURAL ATTENUATION PARAMETERS												
Ammonia USEPA 350.1 (mg/L)				0.09	0.2	J	<	0.1	U	<	0.1	U
Total Kjeldahl Nitrogen USEPA 351.2 (mg/L)	**No 2003 Sample**			<	0.4	U	0.126	0.1		<	0.1	U
Nitrate/Nitrite USEPA 353.2 (mg/L)	**Well Dry**			3.6	0.1		12	0.5		4.54	1	
Sulfide SM 9034 (mg/L)				1.3	1		<	1	U	<	1	U
Sulfate USEPA 9056A (mg/L)				30	5		35.1	5		31.8	2	
Dissolved Organic Carbon SM 9060A (mg/L)				3.5	1		<	5	U	6..8	5	
Alkalinity SM 2320B (mg/L)				240	5		238	5		218	5	
Methane RSK-175 (µg/L)				<	2	U	<	1	U	<	1	U
Carbon Dioxide SM 2320B (mg/L)[1]				110	1		105	5		95.9	2.2	

Notes:
Analysis methods listed are accurate for most current sampling event. Previous analysis methods may be different.

[1]Carbon dioxide calculated from alkalinity results. Values for 2003 and 2004 were modified to be consistent with previous years' results.

< = less than reporting limit
µg/L = micrograms per liter
ID = identification number
J = estimated
LOQ = limit of quantification
mg/L = milligrams per liter
Qual = qualifier
RL = reporting limit
RSK = Robert S. Kerr Environmental Research Laboratory
SM = Standard Method
U = nondetect
USEPA = United States Environmental Protection Agency

TABLE E.2.1-43
CORNHUSKER ARMY AMMUNITION PLANT
WELL G0080-NATURAL ATTENUATION PARAMETERS

FIELD ID	G0080					G0080					G0080					G0080					G0080					G0080				
COLLECT DATE	5/11/2022					5/20/2021					6/11/2020					6/9/2019					3/20/2018					3/30/2017				
	Result	Qual	DL	LOD	LOQ	Result	Qual	DL	LOD	LOQ	Result	Qual	DL	LOD	LOQ	Result	Qual	DL	LOD	LOQ	Result	Qual	DL	LOD	LOQ	Result	Qual	DL	LOD	LOQ
NATURAL ATTENUATION PARAMETERS																														
Ammonia USEPA 350.1 (mg/L)	4.3		0.029	0.05	0.1	1.3		0.022	0.05	0.1	0.83		0.022	0.05	0.1	0.064	J	0.022	0.05	0.1	0.59		0.02	0.5	0.1	0.049	J	0.022	0.05	0.1
Total Kjeldahl Nitrogen USEPA 351.2 (mg/L)	2		0.69	0.8	1	2.1		0.69	1	1	0.97	J	0.69	1	1	<	U	0.69	1	1	0.75	U	0.18	0.5	1	<	U	0.18	0.5	1
Nitrate/Nitrite USEPA 353.2 (mg/L)	6.1		0.088	0.1	0.2	1.4		0.019	0.05	0.1	2.9		0.019	0.05	0.1	2.8		0.019	0.05	0.1	2.5		0.02	0.05	0.1	2.2		0.019	0.05	0.1
Sulfide SM 9034 (mg/L)	<	U	1.6	2	4	0.8	J	0.79	1.9	4	<	U	0.79	1.9	4	<	U	0.79	1.9	4	<		0.79	3.2	4	<	U	0.79	1.9	4
Sulfate USEPA 9056A (mg/L)	97		1	2.5	5	100		1	2.5	5	87		5.2	15	25	84	J	1	3	5	100	U	0.23	1.9	5	90		0.23	0.5	5
Dissolved Organic Carbon SM 9060A (mg/L)	3.2		0.35	0.8	1	8.3		0.35	0.8	1	2.8		0.35	1	1	2.6		0.16	0.5	1	2.4		0.16	0.5	1	2.2		0.16	0.5	1
Alkalinity SM 2320B (mg/L)	370		3.1	6.4	10	270		3.1	6.4	10	310		3.1	10	10	300		3.1	10	10	310		1.1	0.05	5	360		1.1	3.2	5
Methane RSK-175 (µg/L)	7		0.63	1.3	5	1.1	J	0.63	2	5	8.8		0.63	2	5	2.5	J	0.63	2	5	35		0.22	0.8	5	24		0.22	0.8	5
Carbon Dioxide SM 2320B (mg/L)[1]	164		3.1	6.4	10	120		3.1	6.4	10	138		3.1	10	10	133		3.1	10	10	138		1.1	3.2	5	115.56		1.1	3.2	5

Notes:
Analysis methods listed are accurate for most current sampling event. Previous analysis methods may be different.

[1]Carbon dioxide calculated from alkalinity results. Values for 2003 and 2004 were modified to be consistent with previous years' results.

< = less than reporting limit
µg/L = micrograms per liter
ID = identification number
J = estimated
LOQ = limit of quantification
mg/L = milligrams per liter
Qual = qualifier
RL = reporting limit
RSK = Robert S. Kerr Environmental Research Laboratory
SM = Standard Method
U = nondetect
USEPA = United States Environmental Protection Agency

TABLE E.2.1-43
CORNHUSKER ARMY AMMUNITION PLANT
WELL G0080-NATURAL ATTENUATION PARAMETERS

FIELD ID	G0080					G0080					G0080			G0080			G0080			G0080			G0080			G0080		
COLLECT DATE	8/16/2016					8/5/2015					8/19/2014			3/13/2013			3/12/2012			3/15/2011			3/15/2010			3/17/2009		
	Result	DL	LOD	LOQ	Qual	Result	DL	LOD	LOQ	Qual	Result	LOQ	Qual	Result	RL	Qual	Result	RL	Qual	Result	RL	Qual	Result	RL	Qual	Result	RL	Qual
NATURAL ATTENUATION PARAMETERS																												
Ammonia USEPA 350.1 (mg/L)	<	0.022	0.05	0.1	U	0.26	0.022	0.05	0.1		<	0.1	U	0.659	0.25		<	0.25	UJ	<	0.25	UJ	0.041	0.1	J	<	0.05	U
Total Kjeldahl Nitrogen USEPA 351.2 (mg/L)	0.23	0.18	0.5	1	J	<	0.18	0.5	1	U	0.2	1	J	0.191	1	J	<	1	UJ	<	1	UJ	<	1	U	<	1	U
Nitrate/Nitrite USEPA 353.2 (mg/L)	1.8	0.019	0.05	0.1		1.9	0.019	0.05	0.1		2.9	0.1		1.71	0.1		1.1	0.1		2.56	0.1		3.3	0.1		4.5	0.5	
Sulfide SM 9034 (mg/L)	<	0.79	1.9	4	U	<	0.79	1.9	4	U	<	4	U	<	2	U	0.4	2	J	0.2	2	J	6.2	1		<	1	U
Sulfate USEPA 9056A (mg/L)	110	0.23	0.5	5		86	0.23	0.5	5		42	5		99.4	5		112	5		112	5		94	25		63	20	J
Dissolved Organic Carbon SM 9060A (mg/L)	3.2	0.16	0.5	1		2.3	0.16	0.5	1		2.9	1		2.11	1		<	1	U	2.23	1		1.4	1		2.2	1	J
Alkalinity SM 2320B (mg/L)	190	1.1	3.2	5		240	1.1	3.2	5		170	5		308	1.25		270	1.25		255	1		260	5		250	20	
Methane RSK-175 (µg/L)	8.9	0.22	0.8	5		100	0.22	0.8	5		9.1	5		200	5		300	25		190	5		2900	50		400	0.31	
Carbon Dioxide SM 2320B (mg/L)[1]	84.444	1.1	3.2	5		106.67	1.1	3.2	5		75.56	5		137	10		120	1.25		113	0.4		110	2.2		110	0.22	

Notes:
Analysis methods listed are accurate for most current sampling event. Previous analysis methods may be different.

[1]Carbon dioxide calculated from alkalinity results. Values for 2003 and 2004 were modified to be consistent with previous years' results.

< = less than reporting limit
µg/L = micrograms per liter
ID = identification number
J = estimated
LOQ = limit of quantification
mg/L = milligrams per liter
Qual = qualifier
RL = reporting limit
RSK = Robert S. Kerr Environmental Research Laboratory
SM = Standard Method
U = nondetect
USEPA = United States Environmental Protection Agency

TABLE E.2.1-44
CORNHUSKER ARMY AMMUNITION PLANT
WELL G0081-NATURAL ATTENUATION PARAMETERS

FIELD ID	G0081					G0081					G0081					G0081					G0081					G0081				
COLLECT DATE	5/13/2022					5/20/2021					6/2/2020					6/9/2019					3/21/2018					3/30/2017				
	Result	Qual	DL	LOD	LOQ	Result	Qual	DL	LOD	LOQ	Result	Qual	DL	LOD	LOQ	Result	Qual	DL	LOD	LOQ	Result	Qual	DL	LOD	LOQ	Result	Qual	DL	LOD	LOQ
NATURAL ATTENUATION PARAMETERS																														
Ammonia USEPA 350.1 (mg/L)	0.49		0.029	0.05	0.1	<	U	0.022	0.05	0.1	0.31		0.022	0.05	0.1	0.23		0.022	0.05	0.1	0.27	J	0.02	0.05	0.1	0.47		0.022	0.05	0.1
Total Kjeldahl Nitrogen USEPA 351.2 (mg/L)	<	U	0.69	0.8	1	<	U	0.69	1	1	1.1		0.69	1	1	1.2		0.69	1	1	<	U	0.18	0.5	1	<	U	0.18	0.5	1
Nitrate/Nitrite USEPA 353.2 (mg/L)	0.13		0.044	0.05	0.1	3.6		0.019	0.05	0.1	<	U	0.019	0.05	0.1	0.056	J	0.019	0.05	0.1	<	U	0.02	0.05	0.1	0.2		0.019	0.05	0.1
Sulfide SM 9034 (mg/L)	<	U	1.6	2	4	<	U	0.79	1.9	4	<	U	0.79	1.9	4	<	U	0.79	1.9	4	<	U	0.79	1.9	4	<	U	0.79	1.9	4
Sulfate USEPA 9056A (mg/L)	170		1	2.5	5	140		1	2.5	5	190		1	3	5	120	J	1	3	5	50		0.23	0.5	5	85		0.23	0.5	5
Dissolved Organic Carbon SM 9060A (mg/L)	6		0.35	0.8	1	3.6		0.35	0.8	1	6.6		0.35	1	1	8.6		0.16	0.5	1	10		0.16	0.5	1	6.8		0.16	0.5	1
Alkalinity SM 2320B (mg/L)	320		3.1	6.4	10	280		3.1	6.4	10	280		3.1	10	10	380		3.1	10	10	460		1.1	3.2	5	380		1.1	3.2	5
Methane RSK-175 (µg/L)	1400		0.63	1.3	5	76		0.63	2	5	1100		0.63	2	5	2900		0.63	2	5	9200		0.22	0.8	5	7300		0.22	0.8	5
Carbon Dioxide SM 2320B (mg/L)[1]	142		3.1	6.4	10	124		3.1	6.4	10	124		3.1	10	10	169		3.1	10	10	204		1.1	3.2	5	168.89		1.1	3.2	5

Notes:
Analysis methods listed are accurate for most current sampling event. Previous analysis methods may be different.

[1]Carbon dioxide calculated from alkalinity results. Values for 2003 and 2004 were modified to be consistent with previous years' results.

< = less than reporting limit
µg/L = micrograms per liter
ID = identification number
J = estimated
LOQ = limit of quantification
mg/L = milligrams per liter
Qual = qualifier
RL = reporting limit
RSK = Robert S. Kerr Environmental Research Laboratory
SM = Standard Method
U = nondetect
USEPA = United States Environmental Protection Agency

TABLE E.2.1-44
CORNHUSKER ARMY AMMUNITION PLANT
WELL G0081-NATURAL ATTENUATION PARAMETERS

FIELD ID	G0081					G0081					G0081			G0081			G0081			G0081			G0081			G0081		
COLLECT DATE	8/11/2016					8/17/2015					8/19/2014			3/14/2013			3/12/2012			3/15/2011			3/15/2010			3/17/2009		
	Result	DL	LOD	LOQ	Qual	Result	DL	LOD	LOQ	Qual	Result	LOQ	Qual	Result	RL	Qual	Result	RL	Qual	Result	RL	Qual	Result	RL	Qual	Result	RL	Qual
NATURAL ATTENUATION PARAMETERS																												
Ammonia USEPA 350.1 (mg/L)	0.59	0.022	0.05	0.1		0.69	0.022	0.05	0.1		0.85	0.1		1.24	0.25		1.17	0.25		1.99	0.25		1.9	0.1		2.2	0.1	
Total Kjeldahl Nitrogen USEPA 351.2 (mg/L)	0.77	0.18	0.5	1	J	0.89	0.18	0.5	1	J	0.39	1	J	1.35	1	J	<	1	UJ	2.61	1		2.1	1		2	1	
Nitrate/Nitrite USEPA 353.2 (mg/L)	1.3	0.019	0.05	0.1		1.1	0.019	0.05	0.1		2.3	0.1		1.12	0.1		0.99	0.1		0.996	0.1		2.4	0.1		3.9	0.5	
Sulfide SM 9034 (mg/L)	<	0.79	1.9	4	U	<	0.79	1.9	4	U	<	4	U	0.401	2	J	0.4	2	J	0.2	2	J	4.6	1		<	1	U
Sulfate USEPA 9056A (mg/L)	57	0.23	0.5	5		66	0.23	0.5	5		62	5		64.4	1		64.5	1		94.7	5		55	25		80	20	
Dissolved Organic Carbon SM 9060A (mg/L)	5.6	0.16	0.5	1		4.6	0.16	0.5	1		3.8	1		3.11	1		3.67	1		2.62	1		1.7	1		2.1	1	
Alkalinity SM 2320B (mg/L)	400	1.1	3.2	5		350	1.1	3.2	5		280	5		300	1.25		280	1.25		235	1		260	5		240	20	
Methane RSK-175 (µg/L)	11000	0.22	0.8	5		11000	0.22	0.8	5		7000	5		3400	100		1900	100		900	50		230	5		16	0.31	
Carbon Dioxide SM 2320B (mg/L)[1]	177.78	1.1	3.2	5		155.56	1.1	3.2	5		124.4	5		133	10		124.4	1.25		104	0.4		120	2.2		100	0.22	

Notes:
Analysis methods listed are accurate for most current sampling event. Previous analysis methods may be different.

[1]Carbon dioxide calculated from alkalinity results. Values for 2003 and 2004 were modified to be consistent with previous years' results.

< = less than reporting limit
µg/L = micrograms per liter
ID = identification number
J = estimated
LOQ = limit of quantification
mg/L = milligrams per liter
Qual = qualifier
RL = reporting limit
RSK = Robert S. Kerr Environmental Research Laboratory
SM = Standard Method
U = nondetect
USEPA = United States Environmental Protection Agency

TABLE E.2.1-45
CORNHUSKER ARMY AMMUNITION PLANT
WELL G0082-NATURAL ATTENUATION PARAMETERS

FIELD ID	G0082					G0082					G0082					G0082					G0082					G0082				
COLLECT DATE	5/11/2022					5/20/2021					6/2/2020					6/9/2019					3/22/2018					3/31/2017				
	Result	Qual	DL	LOD	LOQ	Result	Qual	DL	LOD	LOQ	Result	Qual	DL	LOD	LOQ	Result	Qual	DL	LOD	LOQ	Result	Qual	DL	LOD	LOQ	Result	Qual	DL	LOD	LOQ
NATURAL ATTENUATION PARAMETERS																														
Ammonia USEPA 350.1 (mg/L)	0.064	J	0.029	0.05	0.1	0.19		0.022	0.05	0.1	0.11		0.022	0.05	0.1	0.022	J	0.022	0.05	0.1	0.03	J	0.02	0.05	0.1	0.082	J	0.022	0.05	0.1
Total Kjeldahl Nitrogen USEPA 351.2 (mg/L)	<	U	0.69	0.8	1	0.96	J	0.69	1	1	<	U	0.69	1	1	<	U	0.69	1	1	0.99	J	0.18	0.5	1	<	U	0.18	0.5	1
Nitrate/Nitrite USEPA 353.2 (mg/L)	1.7		0.044	0.05	0.1	2.8		0.019	0.05	0.1	0.46		0.019	0.05	0.1	1.9		0.019	0.05	0.1	0.47		0.02	0.05	0.1	1.4		0.019	0.05	0.1
Sulfide SM 9034 (mg/L)	<	U	1.6	2	4	<	U	0.79	1.9	4	<	U	0.79	1.9	4	<	U	0.79	1.9	4	<	U	10	10	10	<	U	0.79	1.9	4
Sulfate USEPA 9056A (mg/L)	170		1	2.5	5	99		1	2.5	5	130		1	3	5	82	J	1	3	5	120		0.23	0.5	5	120		0.23	0.5	5
Dissolved Organic Carbon SM 9060A (mg/L)	3.9		0.35	0.8	1	4.9		0.35	0.8	1	4		0.35	1	1	3		0.16	0.5	1	4.1		0.16	0.5	1	4.4		0.16	0.5	1
Alkalinity SM 2320B (mg/L)	300		3.1	6.4	10	370		3.1	6.4	10	260		3.1	10	10	230		3.1	10	10	290		1.1	3.2	5	330		1.1	3.2	5
Methane RSK-175 (µg/L)	590		0.63	1.3	5	850		0.63	2	5	460		0.63	2	5	200		0.63	2	5	2900	J	0.22	0.8	5	3100		0.22	0.8	5
Carbon Dioxide SM 2320B (mg/L)[1]	133		3.1	6.4	10	164		3.1	6.4	10	116		3.1	10	10	102		3.1	10	10	129		1.1	3.2	5	146.67		1.1	3.2	5

Notes:
Analysis methods listed are accurate for most current sampling event. Previous analysis methods may be different.

[1]Carbon dioxide calculated from alkalinity results. Values for 2003 and 2004 were modified to be consistent with previous years' results.

< = less than reporting limit
µg/L = micrograms per liter
ID = identification number
J = estimated
LOQ = limit of quantification
mg/L = milligrams per liter
Qual = qualifier
RL = reporting limit
RSK = Robert S. Kerr Environmental Research Laboratory
SM = Standard Method
U = nondetect
USEPA = United States Environmental Protection Agency

TABLE E.2.1-45
CORNHUSKER ARMY AMMUNITION PLANT
WELL G0082-NATURAL ATTENUATION PARAMETERS

FIELD ID	G0082					G0082					G0082			G0082			G0082			G0082			G0082			G0082		
COLLECT DATE	8/12/2016					8/17/2015					8/19/2014			3/14/2013			3/12/2012			3/15/2011			3/15/2010			3/17/2009		
	Result	DL	LOD	LOQ	Qual	Result	DL	LOD	LOQ	Qual	Result	LOQ	Qual	Result	RL	Qual	Result	RL	Qual	Result	RL	Qual	Result	RL	Qual	Result	RL	Qual
NATURAL ATTENUATION PARAMETERS																												
Ammonia USEPA 350.1 (mg/L)	0.081	0.022	0.05	0.1	J	0.072	0.022	0.05	0.1	J	0.023	0.1	J	0.395	0.25		0.186	0.25	J	<	0.25	UJ	<	0.1	U	<	0.05	U
Total Kjeldahl Nitrogen USEPA 351.2 (mg/L)	<	0.18	0.5	1	U	<	0.18	0.5	1	U	<	1	U	0.141	1	J	<	1	UJ	<	1	U	<	1	U	<	1	U
Nitrate/Nitrite USEPA 353.2 (mg/L)	2.3	0.019	0.05	0.1		3.3	0.019	0.05	0.1		5.5	0.1		3.19	0.1		4.48	0.1		6.82	0.1		5	0.1		5.5	0.5	
Sulfide SM 9034 (mg/L)	<	0.79	1.9	4	U	<	0.79	1.9	4	U	<	4	U	0.401	2	J	0.6	2	J	0.2	2	J	<	1	U	<	1	U
Sulfate USEPA 9056A (mg/L)	93	0.23	0.5	5		50	0.23	0.5	5		57	5		18.7	1		81.7	2		85.7	5		70	25		70	20	
Dissolved Organic Carbon SM 9060A (mg/L)	4	0.16	0.5	1		3.7	0.16	0.05	1	J	2.8	1		2.64	1		2.83	1		2.52	1		1.8	1		2.4	1	
Alkalinity SM 2320B (mg/L)	300	1.1	3.2	5		290	1.1	3.2	5		250	5		275	1.25		250	1.25		225	1		250	5		240	20	
Methane RSK-175 (µg/L)	2900	0.22	0.8	5		2200	0.22	0.8	5		770	5		2900	100		1300	100		440	25		850	10		1200	5.1	
Carbon Dioxide SM 2320B (mg/L)[1]	133.33	1.1	3.2	5		128.89	1.1	3.2	5		111.1	5		122	10		111.1	1.25		100	0.4		110	2.2		100	0.22	

Notes:
Analysis methods listed are accurate for most current sampling event. Previous analysis methods may be different.

[1]Carbon dioxide calculated from alkalinity results. Values for 2003 and 2004 were modified to be consistent with previous years' results.

< = less than reporting limit
µg/L = micrograms per liter
ID = identification number
J = estimated
LOQ = limit of quantification
mg/L = milligrams per liter
Qual = qualifier
RL = reporting limit
RSK = Robert S. Kerr Environmental Research Laboratory
SM = Standard Method
U = nondetect
USEPA = United States Environmental Protection Agency

TABLE E.2.1-46
CORNHUSKER ARMY AMMUNITION PLANT
WELL G0083-NATURAL ATTENUATION PARAMETERS

FIELD ID	G0083					G0083					G0083					G0083					G0083					G0083				
COLLECT DATE	5/11/2022					5/21/2021					6/14/2020					6/8/2019					3/22/2018					3/30/2017				
	Result	Qual	DL	LOD	LOQ	Result	Qual	DL	LOD	LOQ	Result	Qual	DL	LOD	LOQ	Result	Qual	DL	LOD	LOQ	Result	Qual	DL	LOD	LOQ	Result	Qual	DL	LOD	LOQ
NATURAL ATTENUATION PARAMETERS																														
Ammonia USEPA 350.1 (mg/L)	2.5		0.029	0.05	0.1	1.7		0.022	0.05	0.1	2.4		0.022	0.05	0.1	1.7		0.022	0.05	0.1	1		0.02	0.05	0.1	3.7		0.022	0.05	0.1
Total Kjeldahl Nitrogen USEPA 351.2 (mg/L)	1.7		0.69	0.8	1	1.8		0.69	1	1	2.8		0.69	1	1	2.2		0.69	1	1	1.4	J	0.18	0.5	1	3.8		0.18	0.5	1
Nitrate/Nitrite USEPA 353.2 (mg/L)	0.088	J	0.044	0.05	0.1	<	U	0.019	0.05	0.1	<	U	0.019	0.05	0.1	<	U	0.019	0.05	0.1	<	U	0.02	0.05	0.1	0.041	J	0.019	0.05	0.1
Sulfide SM 9034 (mg/L)	<	U	1.6	2	4	0.8	J	0.79	1.9	4	<	U	0.79	1.9	4	<	U	0.79	1.9	4	<	U	10	10	10	<	U	0.79	1.9	4
Sulfate USEPA 9056A (mg/L)	250		5.2	13	25	280		5.2	13	25	200		5.2	15	25	200	J	5.2	15	25	220	J	1.2	2.5	25	260		1.2	2.5	25
Dissolved Organic Carbon SM 9060A (mg/L)	4.1		0.35	0.8	1	4.2		0.35	0.8	1	5.2		0.35	1	1	4.3		0.16	0.5	1	3.5		0.16	0.5	1	3.3		0.16	0.5	1
Alkalinity SM 2320B (mg/L)	420		3.1	6.4	10	490		3.1	6.4	10	540		3.1	10	10	580		3.1	10	10	460		1.1	3.2	5	370		1.1	3.2	5
Methane RSK-175 (µg/L)	110		0.63	1.3	5	130		0.63	2	5	46		0.63	2	5	80		0.63	2	5	44	J	0.22	0.8	5	37		0.22	0.8	5
Carbon Dioxide SM 2320B (mg/L)[1]	187		3.1	6.4	10	218		3.1	6.4	10	240		3.1	10	10	258		3.1	10	10	204		1.1	3.2	5	164.44		1.1	3.2	5

Notes:
Analysis methods listed are accurate for most current sampling event. Previous analysis methods may be different.

[1]Carbon dioxide calculated from alkalinity results. Values for 2003 and 2004 were modified to be consistent with previous years' results.

< = less than reporting limit
µg/L = micrograms per liter
ID = identification number
J = estimated
LOQ = limit of quantification
mg/L = milligrams per liter
Qual = qualifier
RL = reporting limit
RSK = Robert S. Kerr Environmental Research Laboratory
SM = Standard Method
U = nondetect
USEPA = United States Environmental Protection Agency

TABLE E.2.1-46
CORNHUSKER ARMY AMMUNITION PLANT
WELL G0083-NATURAL ATTENUATION PARAMETERS

FIELD ID	G0083					G0083					G0083			G0083			G0083			G0083			G0083			G0083		
COLLECT DATE	8/16/2016					8/12/2015					8/8/2014			3/14/2013			3/13/2012			3/15/2011			3/17/2010			3/18/2009		
	Result	DL	LOD	LOQ	Qual	Result	DL	LOD	LOQ	Qual	Result	LOQ	Qual	Result	RL	Qual	Result	RL	Qual	Result	RL	Qual	Result	RL	Qual	Result	RL	Qual
NATURAL ATTENUATION PARAMETERS																												
Ammonia USEPA 350.1 (mg/L)	2.4	0.022	0.05	0.1		2.5	0.022	0.05	0.1		2.3	0.1		3.37	0.25		5.38	0.25		7.58	0.25		4.9	0.1		4.7	0.25	
Total Kjeldahl Nitrogen USEPA 351.2 (mg/L)	2.1	0.18	0.5	1	J	1.7	0.18	0.5	1		1.2	1		5.35	1	J	9.1	1		8.94	1		5.8	1		5	1	
Nitrate/Nitrite USEPA 353.2 (mg/L)	0.96	0.019	0.05	0.1		0.062	0.019	0.05	0.1	J	0.53	0.1		0.716	0.1		<	0.1	U	<	0.1	UJ	<	0.1	U	0.81	0.05	
Sulfide SM 9034 (mg/L)	<	0.79	1.9	4	U	<	0.79	1.9	4	U	<	4	U	<	2	U	0.6	2	J	0.2	2	J	0.96	1	J	<	1	U
Sulfate USEPA 9056A (mg/L)	150	0.23	0.5	5		210	1.2	2.5	25		170	5		34.3	1		140	10		96.7	5		140	25		83	20	
Dissolved Organic Carbon SM 9060A (mg/L)	2.5	0.16	0.5	1		2.6	0.16	0.5	1		2.7	1		2.55	1		3.27	1		3.36	1		1.9	1		2.8	1	
Alkalinity SM 2320B (mg/L)	320	1.1	3.2	5		300	1.1	3.2	5		320	5		275	1.25		340	1.25		345	1		310	5		350	20	
Methane RSK-175 (µg/L)	6.4	0.22	0.8	5		14	0.22	0.8	5		19	5		38	5		120	5		620	25		1500	25		1000	0.31	
Carbon Dioxide SM 2320B (mg/L)[1]	142.22	1.1	3.2	5		133.33	1.1	3.2	5		142.2	5		122	10		151.1	1.25		153	0.4		130	2.2		150	0.22	

Notes:
Analysis methods listed are accurate for most current sampling event. Previous analysis methods may be different.

[1]Carbon dioxide calculated from alkalinity results. Values for 2003 and 2004 were modified to be consistent with previous years' results.

< = less than reporting limit
µg/L = micrograms per liter
ID = identification number
J = estimated
LOQ = limit of quantification
mg/L = milligrams per liter
Qual = qualifier
RL = reporting limit
RSK = Robert S. Kerr Environmental Research Laboratory
SM = Standard Method
U = nondetect
USEPA = United States Environmental Protection Agency

TABLE E.2.1-47
CORNHUSKER ARMY AMMUNITION PLANT
WELL G0084-NATURAL ATTENUATION PARAMETERS

FIELD ID	G0084					G0084					G0084					G0084					G0084					G0084					G0084			
COLLECT DATE	5/15/2022					5/24/2021					6/13/2020					6/8/2019					3/20/2018					3/28/2017							
	Result	Qual	DL	LOD	LOQ	Result	Qual	DL	LOD	LOQ	Result	Qual	DL	LOD	LOQ	Result	Qual	DL	LOD	LOQ	Result	Qual	DL	LOD	LOQ	Result	Qual	DL	LOD	LOQ			
NATURAL ATTENUATION PARAMETERS																																
Ammonia USEPA 350.1 (mg/L)	0.55		0.029	0.05	0.1	0.18		0.022	0.05	0.1	0.48		0.022	0.05	0.1	0.3		0.022	0.05	0.1	0.97		0.02	0.05	0.1	2.7	J	0.022	0.05			
Total Kjeldahl Nitrogen USEPA 351.2 (mg/L)	1.1		0.69	0.8	1	0.97	J	0.69	1	1	1.1		0.69	1	1	0.88	J	0.69	1	1	1.5	J	0.18	0.5	1	4.2		0.18	0.5			
Nitrate/Nitrite USEPA 353.2 (mg/L)	<	U	0.044	0.05	0.1	0.42		0.019	0.05	0.1	0.33		0.019	0.05	0.1	3.6		0.019	0.05	0.1	0.03	J	0.02	0.05	0.1	0.33		0.019	0.05			
Sulfide SM 9034 (mg/L)	<	U	1.6	2	4	0.8	J	0.79	1.9	4	0.8	J	0.79	1.9	4	<	U	0.79	1.9	4	<	U	0.79	1.9	4	1.2	J	0.79	1.9			
Sulfate USEPA 9056A (mg/L)	96		1	2.5	5	100		1	2.5	5	120		1	3	5	73	J	1	3	5	41		0.23	0.5	5	40		0.23	0.5			
Dissolved Organic Carbon SM 9060A (mg/L)	4.8		0.35	0.8	1	4.4		0.35	0.8	1	5.4		0.35	1	1	4.5		0.16	0.5	1	5.1		0.16	0.5	1	6.7		0.16	0.5			
Alkalinity SM 2320B (mg/L)	350		3.1	6.4	10	450		3.1	6.4	10	410		3.1	10	10	460		3.1	10	10	420		1.1	3.2	5	350		1.1	3.2			
Methane RSK-175 (µg/L)	9600		0.63	1.3	5	8300		0.63	2	5	12000		1.9	6	15	6600	J	1.9	6	15	18000	J	0.65	2.4	15	19000		0.44	1.6			
Carbon Dioxide SM 2320B (mg/L)[1]	156		3.1	6.4	10	200		3.1	6.4	10	182		3.1	10	10	204		3.1	10	10	187		1.1	3.2	5	155.56		1.1	3.2			

Notes:
Analysis methods listed are accurate for most current sampling event. Previous analysis methods may be different.

[1]Carbon dioxide calculated from alkalinity results. Values for 2003 and 2004 were modified to be consistent with previous years' results.

< = less than reporting limit
µg/L = micrograms per liter
ID = identification number
J = estimated
LOQ = limit of quantification
mg/L = milligrams per liter
Qual = qualifier
RL = reporting limit
RSK = Robert S. Kerr Environmental Research Laboratory
SM = Standard Method
U = nondetect
USEPA = United States Environmental Protection Agency

TABLE E.2.1-47
CORNHUSKER ARMY AMMUNITION PLANT
WELL G0084-NATURAL ATTENUATION PARAMETERS

FIELD ID	G0084						G0084					G0084			G0084			G0084			G0084			G0084			G0084		
COLLECT DATE	8/9/2016						8/11/2015					8/18/2014			3/18/2013			3/14/2012			3/14/2011			3/17/2010			3/14/2009		
	LOQ	Result	DL	LOD	LOQ	Qual	Result	DL	LOD	LOQ	Qual	Result	LOQ	Qual	Result	RL	Qual	Result	RL	Qual	Result	RL	Qual	Result	RL	Qual	Result	RL	Qual
NATURAL ATTENUATION PARAMETERS																													
Ammonia USEPA 350.1 (mg/L)	0.1	9	0.11	0.25	0.5		1.4	0.022	0.01	0.1		<	0.1	U	0.157	0.25	J	<	0.25	U	<	0.25	UJ	0.071	0.1	J	<	0.05	U
Total Kjeldahl Nitrogen USEPA 351.2 (mg/L)	1	14	0.36	1	2		2.6	0.18	0.5	1		<	1	U	0.073	1	J	<	1	UJ	<	1	UJ	<	1	U	<	1	U
Nitrate/Nitrite USEPA 353.2 (mg/L)	0.1	<	0.19	0.5	1	U	1.4	0.019	0.05	0.1		7.5	0.1		6.15	0.1		8.77	0.1		5.56	0.1		3.3	0.1		0.58	0.5	
Sulfide SM 9034 (mg/L)	4	<	0.79	1.9	4	U	<	0.79	1.9	4	U	<	4	U	0.802	2	J	0.8	2	J	0.4	2	J	1.1	1	J	<	1	U
Sulfate USEPA 9056A (mg/L)	5	23	0.23	0.5	5		53	0.23	0.5	5		42	5		45.9	1		44.7	1		68.2	1		44	5		48	20	
Dissolved Organic Carbon SM 9060A (mg/L)	1	150	0.78	2.5	5		23	0.16	0.5	1		2.4	6		2.19	1		2.86	1		2.26	1		<	1	U	2.4	1	
Alkalinity SM 2320B (mg/L)	5	400	1.1	3.2	5		340	1.1	3.2	5		240	5		227	1.25		230	1.25		195	1		210	5		190	20	
Methane RSK-175 (µg/L)	5	17000	0.44	1.6	10		270	0.22	0.8	5		51	5		12	5		<	5	U	200	5		0.4	5	J	3.8	0.31	
Carbon Dioxide SM 2320B (mg/L)[1]	5	177.78	1.1	3.2	5		151.11	1.1	3.2	5		106.7	5		122	10		102.2	1.25		87	0.4		91	2.2		84	0.22	

Notes:
Analysis methods listed are accurate for most current sampling event. Previous analysis methods may be different.

[1]Carbon dioxide calculated from alkalinity results. Values for 2003 and 2004 were modified to be consistent with previous years' results.

< = less than reporting limit
µg/L = micrograms per liter
ID = identification number
J = estimated
LOQ = limit of quantification
mg/L = milligrams per liter
Qual = qualifier
RL = reporting limit
RSK = Robert S. Kerr Environmental Research Laboratory
SM = Standard Method
U = nondetect
USEPA = United States Environmental Protection Agency

TABLE E.2.1-48
CORNHUSKER ARMY AMMUNITION PLANT
WELL G0085-NATURAL ATTENUATION PARAMETERS

FIELD ID	G0085					G0085					G0085					G0085					G0085					G0085				
COLLECT DATE	5/15/2022					5/19/2021					6/13/2020					6/7/2019					3/20/2018					3/28/2017				
	Result	Qual	DL	LOD	LOQ	Result	Qual	DL	LOD	LOQ	Result	Qual	DL	LOD	LOQ	Result	Qual	DL	LOD	LOQ	Result	Qual	DL	LOD	LOQ	Result	Qual	DL	LOD	LOQ
NATURAL ATTENUATION PARAMETERS																														
Ammonia USEPA 350.1 (mg/L)	0.46		0.029	0.05	0.1	0.3		0.022	0.05	0.1	0.66		0.022	0.05	0.1	0.6		0.022	0.05	0.1	1.6		0.02	0.05	0.1	1.9	J	0.022	0.05	0.1
Total Kjeldahl Nitrogen USEPA 351.2 (mg/L)	0.81	J	0.69	0.8	1	0.82	J	0.69	1	1	0.89	J	0.69	1	1	1.1		0.69	1	1	2	J	0.18	0.5	1	2.8		0.18	0.5	1
Nitrate/Nitrite USEPA 353.2 (mg/L)	<	U	0.044	0.05	0.1	0.037	J	0.019	0.05	0.1	5.7		0.019	0.05	0.1	<	U	0.019	0.05	0.1	<	U	0.02	0.05	0.1	1.3		0.019	0.05	0.1
Sulfide SM 9034 (mg/L)	<	U	1.6	2	4	3.2	J	0.79	1.9	4	<	U	0.79	1.9	4	<	U	0.79	1.9	4	<	U	0.79	1.9	4	1.2	J	0.79	1.9	4
Sulfate USEPA 9056A (mg/L)	270		5.2	13	25	190		5.2	13	25	210		2.1	6	10	200	J	1	3	5	130		0.23	0.5	5	100		0.23	0.5	5
Dissolved Organic Carbon SM 9060A (mg/L)	4.5		0.35	0.8	1	4.1		0.35	0.8	1	4		0.35	1	1	4.2		0.16	0.5	1	5.1		0.16	0.5	1	5.8		0.16	0.5	1
Alkalinity SM 2320B (mg/L)	330		3.1	6.4	10	380		3.1	6.4	10	400		3.1	10	10	450		3.1	10	10	440		1.1	3.2	5	380		1.1	3.2	5
Methane RSK-175 (µg/L)	4600		0.63	1.3	5	6500		0.63	2	5	4600	J	0.63	2	5	3400		0.63	2	5	12000	J	0.22	0.8	5	18000		0.44	1.6	5
Carbon Dioxide SM 2320B (mg/L)[1]	147		3.1	6.4	10	169		3.1	6.4	10	178		3.1	10	10	200		3.1	10	10	196		1.1	3.2	5	168.89		1.1	3.2	5

Notes:
Analysis methods listed are accurate for most current sampling event. Previous analysis methods may be different.

[1]Carbon dioxide calculated from alkalinity results. Values for 2003 and 2004 were modified to be consistent with previous years' results.

< = less than reporting limit
µg/L = micrograms per liter
ID = identification number
J = estimated
LOQ = limit of quantification
mg/L = milligrams per liter
Qual = qualifier
RL = reporting limit
RSK = Robert S. Kerr Environmental Research Laboratory
SM = Standard Method
U = nondetect
USEPA = United States Environmental Protection Agency

TABLE E.2.1-48
CORNHUSKER ARMY AMMUNITION PLANT
WELL G0085-NATURAL ATTENUATION PARAMETERS

FIELD ID	G0085					G0085					G0085			G0085			G0085			G0085			G0085			G0085		
COLLECT DATE	8/15/2016					8/11/2015					8/18/2014			3/21/2013			3/14/2012			3/11/2011			3/17/2010			3/14/2009		
	Result	DL	LOD	LOQ	Qual	Result	DL	LOD	LOQ	Qual	Result	LOQ	Qual	Result	RL	Qual	Result	RL	Qual	Result	RL	Qual	Result	RL	Qual	Result	RL	Qual
NATURAL ATTENUATION PARAMETERS																												
Ammonia USEPA 350.1 (mg/L)	3.2	0.11	0.25	0.5		1.1	0.044	0.1	0.2		<	0.1	U	<	0.25	U	<	0.25	UJ	<	0.25	UJ	0.11	0.1	J	0.18	0.05	
Total Kjeldahl Nitrogen USEPA 351.2 (mg/L)	4.3	0.18	0.5	1		4.3	0.18	0.5	1		<	1	U	<	1	U	0.181	1	J	0.421	1	J	<	1	U	<	1	U
Nitrate/Nitrite USEPA 353.2 (mg/L)	0.62	0.019	0.05	0.1		5.2	0.019	0.05	0.1		14	0.1		9.9	0.1		9.27	0.1		4.58	0.1		7.7	0.1		<	0.5	U
Sulfide SM 9034 (mg/L)	<	0.79	1.9	4	U	<	0.79	1.9	4	U	<	4	U	0.401	2	J	0.6	2	J	0.2	2	J	4	1		<	1	U
Sulfate USEPA 9056A (mg/L)	62	0.23	0.5	5		94	0.23	0.5	5		65	5		63.3	1		72.2	1		84.8	5		60	25		66	20	
Dissolved Organic Carbon SM 9060A (mg/L)	30	0.16	0.5	1		250	0.93	3	6		2.8	1		3.68	1		2.61	1		2.74	1		4.1	1		2.8	1	
Alkalinity SM 2320B (mg/L)	460	1.1	3.2	5		390	1.1	3.2	5		300	5		430	1.25		250	1.25		225	1		320	5		260	20	
Methane RSK-175 (µg/L)	19000	0.44	1.6	10		5300	0.22	0.8	5		1300	5		2400	24		200	5		2000	50		7500	100		3200	5.1	
Carbon Dioxide SM 2320B (mg/L)[1]	204.44	1.1	3.2	5		173.33	1.1	3.2	5		133.3	5		191	10		111.1	1.25		100	0.4		140	2.2		120	0.22	

Notes:
Analysis methods listed are accurate for most current sampling event. Previous analysis methods may be different.

[1]Carbon dioxide calculated from alkalinity results. Values for 2003 and 2004 were modified to be consistent with previous years' results.

< = less than reporting limit
µg/L = micrograms per liter
ID = identification number
J = estimated
LOQ = limit of quantification
mg/L = milligrams per liter
Qual = qualifier
RL = reporting limit
RSK = Robert S. Kerr Environmental Research Laboratory
SM = Standard Method
U = nondetect
USEPA = United States Environmental Protection Agency

TABLE E.2.1-49
CORNHUSKER ARMY AMMUNITION PLANT
WELL G0086-NATURAL ATTENUATION PARAMETERS

FIELD ID	G0086					G0086					G0086					G0086					G0086					G0086				
COLLECT DATE	5/17/2022					5/26/2021					6/16/2020					6/9/2019					3/19/2018					3/29/2017				
	Result	Qual	DL	LOD	LOQ	Result	Qual	DL	LOD	LOQ	Result	Qual	DL	LOD	LOQ	Result	Qual	DL	LOD	LOQ	Result	Qual	DL	LOD	LOQ	Result	Qual	DL	LOD	LOQ
NATURAL ATTENUATION PARAMETERS																														
Ammonia USEPA 350.1 (mg/L)	0.053	J	0.029	0.05	0.1	<	U	0.022	0.05	0.1	0.025	J	0.022	0.05	0.1	0.029	J	0.022	0.05	0.1	<	U	0.02	0.05	0.1	<	U	0.022	0.05	0.1
Total Kjeldahl Nitrogen USEPA 351.2 (mg/L)	<	U	0.69	0.8	1	<	U	0.69	1	1	<	U	0.69	1	1	<	U	0.69	1	1	<	U	0.18	0.5	1	<	U	0.18	0.5	1
Nitrate/Nitrite USEPA 353.2 (mg/L)	5.2		0.088	0.1	0.2	5.4		0.019	0.05	0.1	6.5		0.019	0.05	0.1	3.4		0.019	0.05	0.1	5.4		0.02	0.05	0.1	2.9		0.019	0.05	0.1
Sulfide SM 9034 (mg/L)	<	U	1.6	2	4	<	U	0.79	1.9	4	<	U	0.79	1.9	4	<	U	0.79	1.9	4	<	U	0.79	1.9	4	<	U	0.79	1.9	4
Sulfate USEPA 9056A (mg/L)	190		1	2.5	5	180		1	2.5	5	130		1	3	5	160	J	1	3	5	140		0.23	0.5	5	130		0.23	0.5	5
Dissolved Organic Carbon SM 9060A (mg/L)	3.3		0.35	0.8	1	3		0.35	0.8	1	3.6		0.35	1	1	2.5		0.16	0.5	1	2.6		0.16	0.5	1	2.4		0.16	0.5	1
Alkalinity SM 2320B (mg/L)	300		3.1	6.4	10	310		3.1	6.4	10	280		3.1	10	10	290		3.1	10	10	240		1.1	3.2	5	250		1.1	3.2	5
Methane RSK-175 (µg/L)	31		0.63	1.3	5	14		0.63	2	5	22		0.63	2	5	72	J	0.63	2	5	9.5		0.22	0.8	5	220		0.22	0.8	5
Carbon Dioxide SM 2320B (mg/L)[1]	133		3.1	6.4	10	138		3.1	6.4	10	124		3.1	10	10	129		3.1	10	10	107		1.1	3.2	5	111.11		1.1	3.2	5

Notes:
Analysis methods listed are accurate for most current sampling event. Previous analysis methods may be different.

[1]Carbon dioxide calculated from alkalinity results. Values for 2003 and 2004 were modified to be consistent with previous years' results.

< = less than reporting limit
µg/L = micrograms per liter
ID = identification number
J = estimated
LOQ = limit of quantification
mg/L = milligrams per liter
Qual = qualifier
RL = reporting limit
RSK = Robert S. Kerr Environmental Research Laboratory
SM = Standard Method
U = nondetect
USEPA = United States Environmental Protection Agency

TABLE E.2.1-49
CORNHUSKER ARMY AMMUNITION PLANT
WELL G0086-NATURAL ATTENUATION PARAMETERS

FIELD ID	G0086					G0086					G0086			G0086			G0086			G0086			G0086		
COLLECT DATE	8/11/2016					8/13/2015					8/15/2014			3/13/2013			3/13/2012			3/16/2011			3/17/2010		
	Result	DL	LOD	LOQ	Qual	Result	DL	LOD	LOQ	Qual	Result	LOQ	Qual	Result	RL	Qual	Result	RL	Qual	Result	RL	Qual	Result	RL	Qual
NATURAL ATTENUATION PARAMETERS																									
Ammonia USEPA 350.1 (mg/L)	<	0.022	0.05	0.1	U	0.041	0.022	0.05	0.1	J	0.024	0.1	J	0.227	0.25	J	0.198	0.25	J	<	0.25	UJ	0.054	0.1	J
Total Kjeldahl Nitrogen USEPA 351.2 (mg/L)	<	0.18	0.5	1	UJ	<	0.18	0.5	1	U	<	1	U	930	50		1.9	1	J	<	1	UJ	<	1	U
Nitrate/Nitrite USEPA 353.2 (mg/L)	3.8	0.019	0.05	0.1		4.2	0.038	0.1	0.2		2.1	0.1		2.38	0.1		1.83	0.1		3.87	0.1		4.7	0.1	
Sulfide SM 9034 (mg/L)	<	0.79	1.9	4	U	<	0.79	1.9	4	U	<	4	U	0.401	2	J	0.6	2	J	0.4	2	J	5.5	1	
Sulfate USEPA 9056A (mg/L)	130	0.23	0.5	5		110	0.23	0.5	5		99	5		79.5	1		73.1	1		75	2		61	25	
Dissolved Organic Carbon SM 9060A (mg/L)	2.4	0.16	0.5	1		2.4	0.16	3	1		2.4	1		2.84	1		2.47	1		2.64	1		2	1	
Alkalinity SM 2320B (mg/L)	240	1.1	3.2	5		230	1.1	3.2	5		250	5		268	1.25		235	1.25		225	1		230	5	
Methane RSK-175 (µg/L)	180	0.22	0.8	5		390	0.22	0.8	5		920	5		1100	5		400	25		200	5		690	5	
Carbon Dioxide SM 2320B (mg/L)[1]	106.67	1.1	3.2	5		102.22	1.1	3.2	5		111.1	5		119	10		104.4	1.25		100	0.4		100	2.2	

Notes:
Analysis methods listed are accurate for most current sampling event. Previous analysis methods may be different.

[1]Carbon dioxide calculated from alkalinity results. Values for 2003 and 2004 were modified to be consistent with previous years' results.

< = less than reporting limit
µg/L = micrograms per liter
ID = identification number
J = estimated
LOQ = limit of quantification
mg/L = milligrams per liter
Qual = qualifier
RL = reporting limit
RSK = Robert S. Kerr Environmental Research Laboratory
SM = Standard Method
U = nondetect
USEPA = United States Environmental Protection Agency

TABLE E.2.1-50
CORNHUSKER ARMY AMMUNITION PLANT
WELL G0087-NATURAL ATTENUATION PARAMETERS

FIELD ID	G0087					G0087					G0087					G0087					G0087					G0087				
COLLECT DATE	5/13/2022					5/25/2021					6/15/2020					6/9/2019					3/19/2018					3/29/2017				
	Result	Qual	DL	LOD	LOQ	Result	Qual	DL	LOD	LOQ	Result	Qual	DL	LOD	LOQ	Result	Qual	DL	LOD	LOQ	Result	Qual	DL	LOD	LOQ	Result	Qual	DL	LOD	LOQ
NATURAL ATTENUATION PARAMETERS																														
Ammonia USEPA 350.1 (mg/L)	<	U	0.029	0.05	0.1	<	U	0.022	0.05	0.1	0.032	J	0.022	0.05	0.1	<	U	0.022	0.05	0.1	<	U	0.02	0.05	0.1	<	U	0.022	0.05	0.1
Total Kjeldahl Nitrogen USEPA 351.2 (mg/L)	<	U	0.69	0.8	1	<	U	0.69	1	1	1.1		0.69	1	1	<	U	0.69	1	1	<	U	0.18	0.5	1	<	U	0.18	0.5	1
Nitrate/Nitrite USEPA 353.2 (mg/L)	6.8		0.044	0.05	0.1	8.2		0.019	0.05	0.1	2.7		0.019	0.05	0.1	0.22		0.019	0.05	0.1	0.98		0.02	0.05	0.1	1.6		0.019	0.05	0.1
Sulfide SM 9034 (mg/L)	<	U	1.6	2	4	0.8	J	0.79	1.9	4	<	U	0.79	1.9	4	0.8	J	0.79	1.9	4	<	U	0.79	1.9	4	<	U	0.79	1.9	4
Sulfate USEPA 9056A (mg/L)	140		1	2.5	5	110		1	2.5	5	110		1	3	5	120	J	1	3	5	94		0.23	0.5	5	75	J	0.23	0.5	5
Dissolved Organic Carbon SM 9060A (mg/L)	3.1		0.35	0.8	1	2.8		0.35	0.8	1	2.9		0.35	1	1	2.6		0.16	0.5	1	2.7		0.16	0.5	1	2.5		0.16	0.5	1
Alkalinity SM 2320B (mg/L)	290		3.1	6.4	10	290		3.1	6.4	10	310		3.1	10	10	280		3.1	10	10	240		1.1	3.2	5	240		1.1	3.2	5
Methane RSK-175 (µg/L)	<	U	0.63	1.3	5	<	U	0.63	2	5	<	U	0.63	2	5	<	U	0.63	2	5	0.92	J	0.22	0.8	5	3.7	J	0.22	0.8	5
Carbon Dioxide SM 2320B (mg/L)[1]	129		3.1	6.4	10	129		3.1	6.4	10	138		3.1	10	10	124		3.1	10	10	107		1.1	3.2	5	106.67		1.1	3.2	5

Notes:
Analysis methods listed are accurate for most current sampling event. Previous analysis methods may be different.

[1]Carbon dioxide calculated from alkalinity results. Values for 2003 and 2004 were modified to be consistent with previous years' results.

< = less than reporting limit
µg/L = micrograms per liter
ID = identification number
J = estimated
LOQ = limit of quantification
mg/L = milligrams per liter
Qual = qualifier
RL = reporting limit
RSK = Robert S. Kerr Environmental Research Laboratory
SM = Standard Method
U = nondetect
USEPA = United States Environmental Protection Agency

TABLE E.2.1-50
CORNHUSKER ARMY AMMUNITION PLANT
WELL G0087-NATURAL ATTENUATION PARAMETERS

FIELD ID	G0087					G0087					G0087			G0087			G0087			G0087			G0087		
COLLECT DATE	8/9/2016					8/13/2015					8/19/2014			3/13/2013			3/13/2012			3/16/2011			3/17/2010		
	Result	DL	LOD	LOQ	Qual	Result	DL	LOD	LOQ	Qual	Result	LOQ	Qual	Result	RL	Qual	Result	RL	Qual	Result	RL	Qual	Result	RL	Qual
NATURAL ATTENUATION PARAMETERS																									
Ammonia USEPA 350.1 (mg/L)	<	0.022	0.05	0.1	U	<	0.022	0.05	0.1	U	0.025	0.1	J	0.467	0.25		0.196	0.25	J	<	0.25	UJ	0.042	0.1	J
Total Kjeldahl Nitrogen USEPA 351.2 (mg/L)	0.29	0.18	0.5	1	J	1.4	0.18	0.5	1		<	1	U	0.446	1	J	<	1	UJ	<	1	UJ	0.26	1	J
Nitrate/Nitrite USEPA 353.2 (mg/L)	0.32	0.019	0.05	0.1		1.5	0.019	0.05	0.1		0.97	0.1		0.005	0.1	J	<	0.1	U	<	0.1	UJ	<	0.1	U
Sulfide SM 9034 (mg/L)	<	0.79	1.9	4	U	<	0.79	1.9	4	U	<	4	U	0.2	2	J	0.6	2	J	0.2	2	J	3.2	1	
Sulfate USEPA 9056A (mg/L)	56	0.23	0.5	5		64	0.23	0.5	5		71	5		48	1		52.7	1		60.6	1		34	5	
Dissolved Organic Carbon SM 9060A (mg/L)	2.5	0.16	0.5	1		2.7	0.16	0.5	1		2.8	1		3.05	1		2.77	1		2.87	1		2.1	1	
Alkalinity SM 2320B (mg/L)	210	1.1	3.2	5		210	1.1	3.2	5		240	5		228	1.25		180	1.25		155	1		210	5	
Methane RSK-175 (µg/L)	17	0.22	0.8	5		2.5	0.22	0.8	5	J	<	5	U	13	5		40	5		240	5		3600	50	
Carbon Dioxide SM 2320B (mg/L)[1]	93.333	1.1	3.2	5		93.333	1.1	3.2	5		106.7	5		101	10		80	1.25		69	0.4		92	2.2	

Notes:
Analysis methods listed are accurate for most current sampling event. Previous analysis methods may be different.

[1]Carbon dioxide calculated from alkalinity results. Values for 2003 and 2004 were modified to be consistent with previous years' results.

< = less than reporting limit
µg/L = micrograms per liter
ID = identification number
J = estimated
LOQ = limit of quantification
mg/L = milligrams per liter
Qual = qualifier
RL = reporting limit
RSK = Robert S. Kerr Environmental Research Laboratory
SM = Standard Method
U = nondetect
USEPA = United States Environmental Protection Agency

TABLE E.2.1-51
CORNHUSKER ARMY AMMUNITION PLANT
WELL G0088-NATURAL ATTENUATION PARAMETERS

FIELD ID	G0088					G0088					G0088					G0088					G0088					G0088				
COLLECT DATE	5/13/2022					5/20/2021					6/15/2020					6/9/2019					3/21/2018					3/31/2017				
	Result	Qual	DL	LOD	LOQ	Result	Qual	DL	LOD	LOQ	Result	Qual	DL	LOD	LOQ	Result	Qual	DL	LOD	LOQ	Result	Qual	DL	LOD	LOQ	Result	Qual	DL	LOD	LOQ
NATURAL ATTENUATION PARAMETERS																														
Ammonia USEPA 350.1 (mg/L)	0.096	J	0.029	0.05	0.1	0.067	J	0.022	0.05	0.1	0.088	J	0.022	0.05	0.1	0.092	J	0.022	0.05	0.1	0.02	J	0.02	0.05	0.1	<	U	0.022	0.05	0.1
Total Kjeldahl Nitrogen USEPA 351.2 (mg/L)	<	U	0.69	0.8	1	<	U	0.69	1	1	<	U	0.69	1	1	<	U	0.69	1	1	<	U	0.18	0.5	10	<	U	0.18	0.5	1
Nitrate/Nitrite USEPA 353.2 (mg/L)	1.4		0.044	0.05	0.1	0.81		0.019	0.05	0.1	1.2		0.019	0.05	0.1	0.35		0.019	0.05	0.1	4.1		0.02	0.05	5	3.1		0.019	0.05	0.1
Sulfide SM 9034 (mg/L)	<	U	1.6	2	4	<	U	0.79	1.9	4	0.8	J	0.79	1.9	4	<	U	0.79	1.9	4	<	UJ	10	10	10	<	U	0.79	1.9	4
Sulfate USEPA 9056A (mg/L)	280		2.1	5	10	260		5.2	13	25	190		5.2	15	25	210	J	5.2	15	25	140		0.23	0.5	1	140		0.23	0.5	5
Dissolved Organic Carbon SM 9060A (mg/L)	2.9		0.35	0.8	1	3.2		0.35	0.8	1	2.5		0.35	1	1	2.7		0.16	0.5	1	2.4		0.16	0.5	5	2.4		0.16	0.5	1
Alkalinity SM 2320B (mg/L)	300		3.1	6.4	10	300		3.1	6.4	10	280		3.1	10	10	320		3.1	10	10	290		1.1	3.2	1	290		1.1	3.2	5
Methane RSK-175 (µg/L)	13		0.63	1.3	5	11		0.63	2	5	2.9	J	0.63	2	5	40	J	0.63	2	5	290	J	0.22	0.8	5	70		0.22	0.8	5
Carbon Dioxide SM 2320B (mg/L)[1]	133		3.1	6.4	10	133		3.1	6.4	10	124		3.1	10	10	142		3.1	10	10	129		1.1	3.2	5	128.89		1.1	3.2	5

Notes:
Analysis methods listed are accurate for most current sampling event. Previous analysis methods may be different.

[1]Carbon dioxide calculated from alkalinity results. Values for 2003 and 2004 were modified to be consistent with previous years' results.

< = less than reporting limit
µg/L = micrograms per liter
ID = identification number
J = estimated
LOQ = limit of quantification
mg/L = milligrams per liter
Qual = qualifier
RL = reporting limit
RSK = Robert S. Kerr Environmental Research Laboratory
SM = Standard Method
U = nondetect
USEPA = United States Environmental Protection Agency

TABLE E.2.1-51
CORNHUSKER ARMY AMMUNITION PLANT
WELL G0088-NATURAL ATTENUATION PARAMETERS

FIELD ID	G0088					G0088					G0088			G0088			G0088			G0088			G0088		
COLLECT DATE	8/16/2016					8/14/2015					8/19/2014			3/14/2013			3/13/2012			3/14/2011			3/18/2010		
	Result	DL	LOD	LOQ	Qual	Result	DL	LOD	LOQ	Qual	Result	LOQ	Qual	Result	RL	Qual	Result	RL	Qual	Result	RL	Qual	Result	RL	Qual
NATURAL ATTENUATION PARAMETERS																									
Ammonia USEPA 350.1 (mg/L)	0.025	0.022	0.05	0.1	J	<	0.022	0.05	0.1	UJ	<	0.1	UJ	0.987	0.25		<	0.25	UJ	<	0.25	UJ	0.068	0.1	J
Total Kjeldahl Nitrogen USEPA 351.2 (mg/L)	<	0.18	0.5	1	U	<	0.18	0.5	1	UJ	<	1	U	0.389	1	J	1.5	1		<	1	UJ	0.21	1	J
Nitrate/Nitrite USEPA 353.2 (mg/L)	3.8	0.019	0.05	0.1		1.1	0.019	0.05	0.1		4.1	0.1		1.57	0.1		<	0.1	U	0.692	0.1		3.7	0.1	J
Sulfide SM 9034 (mg/L)	<	0.79	1.9	4	U	<	0.79	1.9	4	U	<	4	U	<	2	U	0.6	2	J	0.4	2	J	1.2	1	
Sulfate USEPA 9056A (mg/L)	130	0.23	0.5	5		140	0.23	0.5	5		98	5		21.8	1		113	10		84.4	5		64	25	
Dissolved Organic Carbon SM 9060A (mg/L)	2.7	0.16	0.5	1		2.3	0.16	0.5	1		2.5	1		2.17	1		2.44	1		2.46	1		1.9	1	
Alkalinity SM 2320B (mg/L)	260	1.1	3.2	5		230	1.1	3.2	5		230	5		245	1.25		240	1.25		245	1		280	5	
Methane RSK-175 (µg/L)	140	0.22	0.8	5		320	0.22	0.8	5		360	5		950	50		300	10		1500	50		340	5	
Carbon Dioxide SM 2320B (mg/L)[1]	115.56	1.1	3.2	5		102.22	1.1	3.2	5		102.2	5		109	10		106.7	1.25		109	0.4		120	2.2	

Notes:
Analysis methods listed are accurate for most current sampling event. Previous analysis methods may be different.

[1]Carbon dioxide calculated from alkalinity results. Values for 2003 and 2004 were modified to be consistent with previous years' results.

< = less than reporting limit
µg/L = micrograms per liter
ID = identification number
J = estimated
LOQ = limit of quantification
mg/L = milligrams per liter
Qual = qualifier
RL = reporting limit
RSK = Robert S. Kerr Environmental Research Laboratory
SM = Standard Method
U = nondetect
USEPA = United States Environmental Protection Agency

TABLE E.2.1-52
CORNHUSKER ARMY AMMUNITION PLANT
WELL G0089-NATURAL ATTENUATION PARAMETERS

FIELD ID	G0089					G0089					G0089					G0089					G0089					G0089				
COLLECT DATE	5/16/2022					5/20/2021					6/15/2020					6/11/2019					3/22/2018					3/31/2017				
	Result	Qual	DL	LOD	LOQ	Result	Qual	DL	LOD	LOQ	Result	Qual	DL	LOD	LOQ	Result	Qual	DL	LOD	LOQ	Result	Qual	DL	LOD	LOQ	Result	Qual	DL	LOD	LOQ
NATURAL ATTENUATION PARAMETERS																														
Ammonia USEPA 350.1 (mg/L)	0.13		0.029	0.05	0.1	0.11		0.022	0.05	0.1	0.16		0.022	0.05	0.1	0.09		0.022	0.05	0.1	0.12	J	0.022	0.05	0.1	0.12		0.022	0.05	0.1
Total Kjeldahl Nitrogen USEPA 351.2 (mg/L)	<	U	0.69	0.8	1	0.84	J	0.69	1	1	1.4		0.69	1	1	0.8		0.69	1	1	0.85	J	0.18	0.5	1	<	U	0.18	0.5	1
Nitrate/Nitrite USEPA 353.2 (mg/L)	4.6	J	0.044	0.05	0.1	1.5		0.019	0.05	0.1	0.88		0.019	0.05	0.1	2		0.019	0.05	0.1	4.8		0.019	0.05	0.1	5.2		0.019	0.05	0.1
Sulfide SM 9034 (mg/L)	<	U	1.6	2	4	<	U	0.79	1.9	4	0.8	J	0.79	1.9	4	<	U	0.79	1.9	4	<	U	10	10	10	<	U	0.79	1.9	4
Sulfate USEPA 9056A (mg/L)	110		1	2.5	5	100		1	2.5	5	110		1	3	5	83		1	3	5	69		0.23	0.5	5	72		0.23	0.5	5
Dissolved Organic Carbon SM 9060A (mg/L)	5		0.35	0.8	1	4.5		0.35	0.8	1	5.8		0.35	1	1	5.2		0.16	0.5	1	5.7		0.16	0.5	1	4.8		0.16	0.5	1
Alkalinity SM 2320B (mg/L)	320		3.1	6.4	10	370		3.1	6.4	10	330		3.1	10	10	380		3.1	10	10	390		1.1	3.2	5	360		1.1	3.2	5
Methane RSK-175 (µg/L)	1300		0.63	1.3	5	2100		0.63	2	5	3400		0.63	2	5	4900		0.63	2	5	9400		0.22	0.8	5	6100		0.22	0.8	5
Carbon Dioxide SM 2320B (mg/L)[1]	142		3.1	6.4	10	164		3.1	6.4	10	147		3.1	10	10	169		3.1	10	10	173.33		1.1	3.2	5	160		1.1	3.2	5

Notes:
Analysis methods listed are accurate for most current sampling event. Previous analysis methods may be different.

[1]Carbon dioxide calculated from alkalinity results. Values for 2003 and 2004 were modified to be consistent with previous years' results.

< = less than reporting limit
µg/L = micrograms per liter
ID = identification number
J = estimated
LOQ = limit of quantification
mg/L = milligrams per liter
Qual = qualifier
RL = reporting limit
RSK = Robert S. Kerr Environmental Research Laboratory
SM = Standard Method
U = nondetect
USEPA = United States Environmental Protection Agency

TABLE E.2.1-52
CORNHUSKER ARMY AMMUNITION PLANT
WELL G0089-NATURAL ATTENUATION PARAMETERS

FIELD ID	G0089					G0089					G0089			G0089			G0089			G0089			G0089		
COLLECT DATE	8/8/2016					8/17/2015					8/19/2014			3/14/2013			3/13/2012			3/14/2011			3/19/2010		
	Result	DL	LOD	LOQ	Qual	Result	DL	LOD	LOQ	Qual	Result	LOQ	Qual	Result	RL	Qual	Result	RL	Qual	Result	RL	Qual	Result	RL	Qual
NATURAL ATTENUATION PARAMETERS																									
Ammonia USEPA 350.1 (mg/L)	0.12	0.022	0.05	0.1		0.16	0.022	0.05	0.1		0.2	0.1		0.999	0.25		0.351	0.25		0.206	0.25	J	0.15	0.1	
Total Kjeldahl Nitrogen USEPA 351.2 (mg/L)	1	0.18	0.5	1		0.42	0.18	0.5	1	J	0.25	1	J	<	1	UJ	<	1	UJ	0.396	1	J	<	1	U
Nitrate/Nitrite USEPA 353.2 (mg/L)	3.6	0.019	0.05	0.1		3.4	0.038	0.1	0.2		2.4	0.1		4.45	0.1		4.55	0.1		3.11	0.1		6.4	0.1	
Sulfide SM 9034 (mg/L)	<	0.79	1.9	4	U	<	0.79	1.9	4	U	<	4	U	0.2	2	J	0.4	2	J	0.2	2	J	<	4	U
Sulfate USEPA 9056A (mg/L)	66	0.23	0.5	5		72	0.23	0.5	5		63	5		68	1		60.8	1		64.8	1		56	25	
Dissolved Organic Carbon SM 9060A (mg/L)	5.8	0.16	0.5	1		3.6	0.16	0.5	1		4.3	1		3.31	1		2.97	1		2.74	1		2	1	
Alkalinity SM 2320B (mg/L)	380	1.1	3.2	5		300	1.1	3.2	5		300	5		235	1.25		260	1.25		240	1		240	5	
Methane RSK-175 (µg/L)	6400	0.22	0.8	5		5000	0.22	0.8	5		8200	5		2000	100		760	25		960	25		360	5	
Carbon Dioxide SM 2320B (mg/L)[1]	168.89	1.1	3.2	5		133.33	1.1	3.2	5		133.3	5		104	10		115.6	1.25		107	0.4		110	2.2	

Notes:
Analysis methods listed are accurate for most current sampling event. Previous analysis methods may be different.

[1]Carbon dioxide calculated from alkalinity results. Values for 2003 and 2004 were modified to be consistent with previous years' results.

< = less than reporting limit
µg/L = micrograms per liter
ID = identification number
J = estimated
LOQ = limit of quantification
mg/L = milligrams per liter
Qual = qualifier
RL = reporting limit
RSK = Robert S. Kerr Environmental Research Laboratory
SM = Standard Method
U = nondetect
USEPA = United States Environmental Protection Agency

TABLE E.2.1-53
CORNHUSKER ARMY AMMUNITION PLANT
WELL G0090-NATURAL ATTENUATION PARAMETERS

FIELD ID	G0090					G0090					G0090					G0090					G0090					G0090				
COLLECT DATE	None.					5/20/2021					6/16/2020					6/9/2019					3/22/2018					3/31/2017				
	Result	Qual	DL	LOD	LOQ	Result	Qual	DL	LOD	LOQ	Result	Qual	DL	LOD	LOQ	Result	Qual	DL	LOD	LOQ	Result	Qual	DL	LOD	LOQ	Result	Qual	DL	LOD	LOQ
NATURAL ATTENUATION PARAMETERS																														
Ammonia USEPA 350.1 (mg/L)						<	U	0.022	0.05	0.1	0.026	J	0.022	0.05	0.1	<	U	0.022	0.05	0.1	<	U	0.02	0.05	0.1	0.036	J	0.022	0.05	0.1
Total Kjeldahl Nitrogen USEPA 351.2 (mg/L)						<	U	0.69	1	1	<	U	0.69	1	1	<	U	0.69	1	1	1.1		0.18	0.5	1	<	U	0.18	0.5	1
Nitrate/Nitrite USEPA 353.2 (mg/L)						5.1		0.019	0.05	0.1	3.1		0.019	0.05	0.1	2.9		0.019	0.05	0.1	1.2		0.02	0.05	0.1	4.2		0.019	0.05	0.1
Sulfide SM 9034 (mg/L)	**Not Sampled**					<	U	0.79	1.9	4	<	U	0.79	1.9	4	<	U	0.79	1.9	4	<	U	10	10	10	<	U	0.79	1.9	4
Sulfate USEPA 9056A (mg/L)	**in 2022**					150		1	2.5	5	120		1	2.5	5	130	J	1	3	5	110		0.23	0.5	5	110		0.23	0.5	5
Dissolved Organic Carbon SM 9060A (mg/L)						3.5		0.35	0.8	1	3.6		0.35	1	1	3.8		0.16	0.5	1	4.4		0.16	0.5	1	4.4		0.16	0.5	1
Alkalinity SM 2320B (mg/L)						310		3.1	6.4	10	280		3.1	10	10	310		3.1	10	10	300		1.1	3.2	5	330		1.1	3.2	5
Methane RSK-175 (µg/L)						17		0.63	2	5	<	U	0.63	2	5	69		0.63	2	5	870		0.22	0.8	5	790		0.22	0.8	5
Carbon Dioxide SM 2320B (mg/L)[1]						138		3.1	6.4	10	124		3.1	10	10	138		3.1	10	10	133		1.1	3.2	5	146.67		1.1	3.2	5

Notes:
Analysis methods listed are accurate for most current sampling event. Previous analysis methods may be different.

[1]Carbon dioxide calculated from alkalinity results. Values for 2003 and 2004 were modified to be consistent with previous years' results.

< = less than reporting limit
µg/L = micrograms per liter
ID = identification number
J = estimated
LOQ = limit of quantification
mg/L = milligrams per liter
Qual = qualifier
RL = reporting limit
RSK = Robert S. Kerr Environmental Research Laboratory
SM = Standard Method
U = nondetect
USEPA = United States Environmental Protection Agency

TABLE E.2.1-53
CORNHUSKER ARMY AMMUNITION PLANT
WELL G0090-NATURAL ATTENUATION PARAMETERS

FIELD ID	G0090					G0090					G0090			G0090			G0090			G0090			G0090		
COLLECT DATE	8/12/2016					8/17/2015					8/19/2014			3/18/2013			3/13/2012			3/14/2011			3/19/2010		
	Result	DL	LOD	LOQ	Qual	Result	DL	LOD	LOQ	Qual	Result	LOQ	Qual	Result	RL	Qual	Result	RL	Qual	Result	RL	Qual	Result	RL	Qual
NATURAL ATTENUATION PARAMETERS																									
Ammonia USEPA 350.1 (mg/L)	<	0.022	0.050	0.10	U	<	0.022	0.05	0.1	U	<	0.1	UJ	3.33	0.25		<	0.25	UJ	<	0.25	UJ	0.033	0.1	J
Total Kjeldahl Nitrogen USEPA 351.2 (mg/L)	<	0.18	0.50	1.0	U	<	0.18	0.5	1	UJ	<	1	U	7.3	1		<	1	UJ	0.5	1	J	<	1	U
Nitrate/Nitrite USEPA 353.2 (mg/L)	7.6	0.095	0.25	0.50		5.4	0.038	0.1	0.2		9.1	0.1		<	0.1	U	7.99	0.1		7.82	0.1		8.5	0.1	
Sulfide SM 9034 (mg/L)	<	0.79	1.9	4.0	U	<	0.79	1.9	4	U	<	4	U	0.2	2	J	0.4	2	J	0.4	2	J	<	4	U
Sulfate USEPA 9056A (mg/L)	75	0.23	0.50	5.0		60	0.23	0.5	5		76	5		27.5	1		81.2	2		85.1	5		82	25	
Dissolved Organic Carbon SM 9060A (mg/L)	3.2	0.16	0.50	1.0		3.5	0.16	0.5	1		3	1		8.18	1		2.72	1		2.61	1		2.1	1	
Alkalinity SM 2320B (mg/L)	270	1.1	3.2	5.0		320	1.1	3.2	5		310	5		292	1.25		265	1.25		205	1		280	5	
Methane RSK-175 (µg/L)	580	0.22	0.80	5.0		1900	0.22	0.8	5		250	5		350	25		39	5		<	5	UJ	<	5	U
Carbon Dioxide SM 2320B (mg/L)[1]	120	1.1	3.2	5.0		142.22	1.1	3.2	5		137.8	5		130	10		117.8	10		91	0.4		120	2.2	

Notes:
Analysis methods listed are accurate for most current sampling event. Previous analysis methods may be different.

[1]Carbon dioxide calculated from alkalinity results. Values for 2003 and 2004 were modified to be consistent with previous years' results.

< = less than reporting limit
µg/L = micrograms per liter
ID = identification number
J = estimated
LOQ = limit of quantification
mg/L = milligrams per liter
Qual = qualifier
RL = reporting limit
RSK = Robert S. Kerr Environmental Research Laboratory
SM = Standard Method
U = nondetect
USEPA = United States Environmental Protection Agency

TABLE E.2.1-54
CORNHUSKER ARMY AMMUNITION PLANT
WELL G0091-NATURAL ATTENUATION PARAMETERS

FIELD ID	G0091					G0091					G0091					G0091					G0091					G0091				
COLLECT DATE	5/12/2022					5/24/2021					6/16/2020					6/11/2019					3/15/2018					4/1/2017				
	Result	Qual	DL	LOD	LOQ	Result	Qual	DL	LOD	LOQ	Result	Qual	DL	LOD	LOQ	Result	Qual	DL	LOD	LOQ	Result	Qual	DL	LOD	LOQ	Result	Qual	DL	LOD	LOQ
NATURAL ATTENUATION PARAMETERS																														
Ammonia USEPA 350.1 (mg/L)	<	U	0.029	0.05	0.1	<	U	0.022	0.05	0.1	<	U	0.022	0.05	0.1	<	UJ	0.022	0.05	0.1	<	U	0.022	0.05	0.1	<	U	0.022	0.05	0.1
Total Kjeldahl Nitrogen USEPA 351.2 (mg/L)	<	U	0.69	0.8	1	<	U	0.69	1	1	<	U	0.69	1	1	<	U	0.69	1	1	<	UJ	0.18	0.5	1	<	U	0.18	0.5	1
Nitrate/Nitrite USEPA 353.2 (mg/L)	32		0.88	1	2.0	38		0.095	0.25	0.5	40		0.48	1.3	2.5	35		0.19	0.5	1.0	45		0.19	0.5	1	49		0.19	0.05	0.1
Sulfide SM 9034 (mg/L)	<	U	1.6	2	4	0.8	J	0.79	1.9	4	<	U	0.79	1.9	4	<	U	0.79	1.9	4	0.8	J	0.79	1.9	4	<	U	0.79	1.9	4
Sulfate USEPA 9056A (mg/L)	190		5.2	13	25	200		1	2.5	5	190		1	3	5	220		5.2	15	25	180		0.23	0.5	5	150		0.23	0.5	5
Dissolved Organic Carbon SM 9060A (mg/L)	3.3		0.35	0.8	1	3.1		0.35	0.8	1	3.8		0.35	1	1	3.2		0.16	0.5	1	3.6		0.16	0.5	1	3.5		0.16	0.5	1
Alkalinity SM 2320B (mg/L)	270		3.1	6.4	10	270		3.1	6.4	10	280		3.1	10	10	360		3.1	10	10	330		1.1	3.2	5	320		1.1	3.2	5
Methane RSK-175 (µg/L)	<	U	0.63	1.3	5	<	U	0.63	2	5	<	U	0.63	2	5	<	UJ	0.63	2	5	<	UJ	0.22	0.8	5	<	U	0.22	0.8	5
Carbon Dioxide SM 2320B (mg/L)[1]	120		3.1	6.4	10	120		3.1	6.4	10	124		3.1	10	10	160		3.1	10	10	146.67		1.1	3.2	5	142.22		1.1	3.2	5

Notes:
Analysis methods listed are accurate for most current sampling event. Previous analysis methods may be different.

[1]Carbon dioxide calculated from alkalinity results. Values for 2003 and 2004 were modified to be consistent with previous years' results.

< = less than reporting limit
µg/L = micrograms per liter
ID = identification number
J = estimated
LOQ = limit of quantification
mg/L = milligrams per liter
Qual = qualifier
RL = reporting limit
RSK = Robert S. Kerr Environmental Research Laboratory
SM = Standard Method
U = nondetect
USEPA = United States Environmental Protection Agency

TABLE E.2.1-54
CORNHUSKER ARMY AMMUNITION PLANT
WELL G0091-NATURAL ATTENUATION PARAMETERS

FIELD ID	G0091					G0091					G0091			G0091			G0091			G0091			G0091		
COLLECT DATE	8/16/2016					8/12/2015					8/13/2014			3/13/2013			3/7/2012			3/9/2011					
	Result	DL	LOD	LOQ	Qual	Result	DL	LOD	LOQ	Qual	Result	LOQ	Qual	Result	RL	Qual	Result	RL	Qual	Result	RL	Qual			
NATURAL ATTENUATION PARAMETERS																									
Ammonia USEPA 350.1 (mg/L)	<	0.022	0.05	0.1	U	<	0.022	0.05	0.1	U	0.026	0.1	J	0.03	0.25	J	<	0.25	UJ	<	0.25	UJ			
Total Kjeldahl Nitrogen USEPA 351.2 (mg/L)	<	0.18	0.5	1	U	<	0.18	0.5	1	U	<	1	U	<	1	U	<	1	U	<	1	U			
Nitrate/Nitrite USEPA 353.2 (mg/L)	48	0.19	0.5	1		37	0.19	0.5	1		34	0.5		22.9	0.1		26	0.1		21.5	0.1				
Sulfide SM 9034 (mg/L)	<	0.79	1.9	4	U	<	0.79	1.9	4	U	<	4	U	<	2	U	0.6	2	J	<	2	U			
Sulfate USEPA 9056A (mg/L)	130	0.23	0.5	5		110	0.23	0.5	5		110	5		132	5		114	5		128	5				
Dissolved Organic Carbon SM 9060A (mg/L)	3.4	0.16	0.5	1		3	0.16	0.5	1		3	1		3.18	1		4.24	1		3.86	1				
Alkalinity SM 2320B (mg/L)	310	1.1	3.2	5		270	1.1	3.2	5		270	5		268	1.25		200	1.25	J	230	1				
Methane RSK-175 (µg/L)	<	0.22	0.8	5	U	<	0.22	0.8	5	U	<	5	U	<	5	U	<	5	UJ	<	5	UJ			
Carbon Dioxide SM 2320B (mg/L)[1]	137.78	1.1	3.2	5		120	1.1	3.2	5		120	5		119	10		88.89	1.25	J	102	0.4				

Notes:
Analysis methods listed are accurate for most current sampling event. Previous analysis methods may be different.

[1]Carbon dioxide calculated from alkalinity results. Values for 2003 and 2004 were modified to be consistent with previous years' results.

< = less than reporting limit
µg/L = micrograms per liter
ID = identification number
J = estimated
LOQ = limit of quantification
mg/L = milligrams per liter
Qual = qualifier
RL = reporting limit
RSK = Robert S. Kerr Environmental Research Laboratory
SM = Standard Method
U = nondetect
USEPA = United States Environmental Protection Agency

TABLE E.2.1-55
CORNHUSKER ARMY AMMUNITION PLANT
WELL G0092-NATURAL ATTENUATION PARAMETERS

FIELD ID	G0092					G0092					G0092					G0092					G0092					G0092				
COLLECT DATE	5/12/2022					5/24/2021					6/16/2020					6/11/2019					3/15/2018					4/1/2017				
	Result	Qual	DL	LOD	LOQ	Result	Qual	DL	LOD	LOQ	Result	Qual	DL	LOD	LOQ	Result	Qual	DL	LOD	LOQ	Result	Qual	DL	LOD	LOQ	Result	Qual	DL	LOD	LOQ
NATURAL ATTENUATION PARAMETERS																														
Ammonia USEPA 350.1 (mg/L)	<	U	0.029	0.05	0.1	<	U	0.022	0.05	0.1	0.031	J	0.022	0.05	0.1	<	U	0.022	0.05	0.1	<	U	0.022	0.05	0.1	<	U	0.022	0.05	0.1
Total Kjeldahl Nitrogen USEPA 351.2 (mg/L)	<	U	0.69	0.8	1	<	UJ	0.69	1	1	<	U	0.69	1	1	<	U	0.69	1	1	<	U	0.18	0.5	1	<	U	0.18	0.5	1
Nitrate/Nitrite USEPA 353.2 (mg/L)	<	U	0.044	0.05	0.1	<	U	0.019	0.05	0.1	0.18		0.019	0.05	0.1	<	U	0.019	0.05	0.1	2.4		0.019	0.05	0.1	2.8		0.019	0.05	0.1
Sulfide SM 9034 (mg/L)	<	U	1.6	2	4	0.8	J	0.79	1.9	4	<	U	0.79	1.9	4	<	U	0.79	1.9	4	<	U	0.79	1.9	4	<	U	0.79	1.9	4
Sulfate USEPA 9056A (mg/L)	410		5.2	13	25	350		5.2	13	25	330		5.2	15	25	320		5.2	15	25	270		1.2	2.5	25	260		1.2	2.5	25
Dissolved Organic Carbon SM 9060A (mg/L)	3.4		0.35	0.8	1	2.7		0.35	0.8	1	2.9		0.35	1	1	2.6		0.16	0.5	1	2.7		0.16	0.5	1	2.7		0.16	0.5	1
Alkalinity SM 2320B (mg/L)	330		3.1	6.4	10	360		3.1	6.4	10	350		3.1	10	10	380		3.1	10	10	340		1.1	3.2	5	340		1.1	3.2	5
Methane RSK-175 (µg/L)	39		0.63	1.3	5	3.6	J	0.63	2	5	18		0.63	2	5	0.95	J	0.63	2	5	0.93	J	0.22	0.8	5	1	J	0.22	0.8	5
Carbon Dioxide SM 2320B (mg/L)[1]	147		3.1	6.4	10	160		3.1	6.4	10	156		3.1	10	10	169		3.1	10	10	151.11		1.1	3.2	5	151.11		1.1	3.2	5

Notes:
Analysis methods listed are accurate for most current sampling event. Previous analysis methods may be different.

[1]Carbon dioxide calculated from alkalinity results. Values for 2003 and 2004 were modified to be consistent with previous years' results.

< = less than reporting limit
µg/L = micrograms per liter
ID = identification number
J = estimated
LOQ = limit of quantification
mg/L = milligrams per liter
Qual = qualifier
RL = reporting limit
RSK = Robert S. Kerr Environmental Research Laboratory
SM = Standard Method
U = nondetect
USEPA = United States Environmental Protection Agency

TABLE E.2.1-55
CORNHUSKER ARMY AMMUNITION PLANT
WELL G0092-NATURAL ATTENUATION PARAMETERS

FIELD ID	G0092					G0092					G0092			G0092			G0092			G0092		
COLLECT DATE	8/16/2016					8/12/2015					8/13/2014			3/13/2013			3/7/2012			3/9/2011		
	Result	DL	LOD	LOQ	Qual	Result	DL	LOD	LOQ	Qual	Result	LOQ	Qual	Result	RL	Qual	Result	RL	Qual	Result	RL	Qual
NATURAL ATTENUATION PARAMETERS																						
Ammonia USEPA 350.1 (mg/L)	<	0.022	0.05	0.1	U	<	0.022	0.05	0.1	UJ	0.034	0.1	J	0.415	0.25		0.16	0.25	J	<	0.25	UJ
Total Kjeldahl Nitrogen USEPA 351.2 (mg/L)	<	0.18	0.5	1	U	<	0.18	0.5	1	U	<	1	UJ	<	1	U	<	1	UJ	<	1	UJ
Nitrate/Nitrite USEPA 353.2 (mg/L)	2.7	0.019	0.05	0.1		1	0.019	0.5	1		1.3	0.1		1.43	0.1		1.14	0.1		0.047	0.1	J
Sulfide SM 9034 (mg/L)	<	0.79	1.9	4	U	<	0.79	1.9	4	U	<	4	U	<	2	U	0.4	2	J	0.2	2	J
Sulfate USEPA 9056A (mg/L)	270	1.2	2.5	25		260	1.2	2.5	25		200	25		223	10		218	10		229	10	
Dissolved Organic Carbon SM 9060A (mg/L)	2.7	0.16	0.5	1		2.3	0.16	0.5	1		2.2	1		2.2	1		3.05	1		2.69	1	
Alkalinity SM 2320B (mg/L)	350	1.1	3.2	5		330	1.1	3.2	5		330	5		385	1.25		240	1.25	J	345	1	
Methane RSK-175 (µg/L)	0.96	0.22	0.8	5	J	1.2	0.22	0.8	5	J	1.1	5	J	<	5	U	<	5	UJ	<	5	UJ
Carbon Dioxide SM 2320B (mg/L)[1]	155.56	1.1	3.2	5		146.67	1.1	3.2	5		146.7	5		171	10		106.7	1.25	J	153	0.4	

Notes:
Analysis methods listed are accurate for most current sampling event. Previous analysis methods may be different.

[1]Carbon dioxide calculated from alkalinity results. Values for 2003 and 2004 were modified to be consistent with previous years' results.

< = less than reporting limit
µg/L = micrograms per liter
ID = identification number
J = estimated
LOQ = limit of quantification
mg/L = milligrams per liter
Qual = qualifier
RL = reporting limit
RSK = Robert S. Kerr Environmental Research Laboratory
SM = Standard Method
U = nondetect
USEPA = United States Environmental Protection Agency

TABLE E.2.1-56
CORNHUSKER ARMY AMMUNITION PLANT
WELL G0093-NATURAL ATTENUATION PARAMETERS

FIELD ID	G0093					G0093					G0093					G0093					G0093					G0093				
COLLECT DATE	5/20/2022					5/21/2021					6/16/2020					6/11/2019					3/22/2018					3/31/2017				
	Result	Qual	DL	LOD	LOQ	Result	Qual	DL	LOD	LOQ	Result	Qual	DL	LOD	LOQ	Result	Qual	DL	LOD	LOQ	Result	Qual	DL	LOD	LOQ	Result	Qual	DL	LOD	LOQ
NATURAL ATTENUATION PARAMETERS																														
Ammonia USEPA 350.1 (mg/L)	0.99		0.029	0.05	0.1	0.63		0.022	0.05	0.1	1.2		0.022	0.05	0.1	0.8	J	0.022	0.05	0.1	0.52		0.022	0.05	0.1	1.2		0.022	0.05	0.1
Total Kjeldahl Nitrogen USEPA 351.2 (mg/L)	1.6		0.69	0.8	1	<	U	0.69	1	1	1.5		0.69	1	1	1	J	0.69	1	1	1		0.18	0.5	1	<	U	0.18	0.5	1
Nitrate/Nitrite USEPA 353.2 (mg/L)	2		0.044	0.05	0.1	4.4		0.019	0.05	0.1	0.3		0.019	0.05	0.1	<	UJ	0.019	0.05	0.1	3.3		0.019	0.05	0.1	1.5		0.019	0.05	0.1
Sulfide SM 9034 (mg/L)	<	U	1.6	2	4	0.8	J	0.79	1.9	4	<	U	0.79	1.9	4	<	U	0.79	1.9	4	<	U	10	10	10	<	U	0.79	1.9	4
Sulfate USEPA 9056A (mg/L)	130		1	2.5	5	110		1	2.5	5	140		1	3	5	84		1	3	5	62		0.23	0.5	5	37		0.23	0.5	5
Dissolved Organic Carbon SM 9060A (mg/L)	4.4		0.35	0.8	1	4		0.35	0.8	1	5.4		0.35	1	1	3.8		0.16	0.5	1	4.9		0.16	0.5	1	4.5		0.16	0.5	1
Alkalinity SM 2320B (mg/L)	330		3.1	6.4	10	330		3.1	6.4	10	350		3.1	10	10	310		3.1	10	10	300		1.1	3.2	5	320		1.1	3.2	5
Methane RSK-175 (µg/L)	3900		0.63	1.3	5	3500		0.63	2	5	5800		0.63	2	5	9400	J	1.9	6	15	20000		0.65	2.4	15	22000		0.44	1.6	10
Carbon Dioxide SM 2320B (mg/L)[1]	147		3.1	6.4	10	147		3.1	6.4	10	156		3.1	10	10	138		3.1	10	10	133.33		1.1	3.2	5	142.22		1.1	3.2	5

Notes:
Analysis methods listed are accurate for most current sampling event. Previous analysis methods may be different.

[1]Carbon dioxide calculated from alkalinity results. Values for 2003 and 2004 were modified to be consistent with previous years' results.

< = less than reporting limit
µg/L = micrograms per liter
ID = identification number
J = estimated
LOQ = limit of quantification
mg/L = milligrams per liter
Qual = qualifier
RL = reporting limit
RSK = Robert S. Kerr Environmental Research Laboratory
SM = Standard Method
U = nondetect
USEPA = United States Environmental Protection Agency

TABLE E.2.1-56
CORNHUSKER ARMY AMMUNITION PLANT
WELL G0093-NATURAL ATTENUATION PARAMETERS

FIELD ID	G0093					G0093					G0093			G0093			G0093			G0093		
COLLECT DATE	8/15/2016					8/14/2015					8/18/2014			3/19/2013			3/13/2012			3/14/2011		
	Result	DL	LOD	LOQ	Qual	Result	DL	LOD	LOQ	Qual	Result	LOQ	Qual	Result	RL	Qual	Result	RL	Qual	Result	RL	Qual
NATURAL ATTENUATION PARAMETERS																						
Ammonia USEPA 350.1 (mg/L)	1.2	0.11	0.25	0.5		0.064	0.022	0.05	0.1	J	0.045	0.1	J	0.731	0.25		<	0.25	UJ	<	0.25	UJ
Total Kjeldahl Nitrogen USEPA 351.2 (mg/L)	5.7	0.18	0.5	1		0.37	0.18	0.5	1	J	<	1	U	0.377	1		<	1	UJ	0.442	1	J
Nitrate/Nitrite USEPA 353.2 (mg/L)	3.7	0.019	0.05	0.1		0.25	0.019	0.05	0.1		<	0.1	U	0.7	0.1	U	0.789	0.1		1.72	0.1	
Sulfide SM 9034 (mg/L)	<	0.79	1.9	4	U	<	0.79	1.9	4	U	1.4	4	J	0.601	2	J	0.4	2	J	0.2	2	J
Sulfate USEPA 9056A (mg/L)	31	0.23	0.5	5		85	0.23	0.5	5		110	5	J	56.4	1		56.8	1		58.4	1	
Dissolved Organic Carbon SM 9060A (mg/L)	110	0.46	1.5	2.9		2	0.16	0.5	1		2	1		2.7	1		2.64	1		2.41	1	
Alkalinity SM 2320B (mg/L)	210	1.1	3.2	5		230	1.1	3.2	5		250	5	J	246	1.25		250	1.25		305	1	
Methane RSK-175 (µg/L)	6000	0.22	0.8	5		2400	0.22	0.8	5		290	5		630	39		830	50		850	25	
Carbon Dioxide SM 2320B (mg/L)[1]	93.333	1.1	3.2	5		102.22	1.1	3.2	5		111.1	5		109	10		111.1	1.25		136	0.4	

Notes:
Analysis methods listed are accurate for most current sampling event. Previous analysis methods may be different.

[1]Carbon dioxide calculated from alkalinity results. Values for 2003 and 2004 were modified to be consistent with previous years' results.

< = less than reporting limit
µg/L = micrograms per liter
ID = identification number
J = estimated
LOQ = limit of quantification
mg/L = milligrams per liter
Qual = qualifier
RL = reporting limit
RSK = Robert S. Kerr Environmental Research Laboratory
SM = Standard Method
U = nondetect
USEPA = United States Environmental Protection Agency

TABLE E.2.1-57
CORNHUSKER ARMY AMMUNITION PLANT
WELL G0094-NATURAL ATTENUATION PARAMETERS

FIELD ID	G0094					G0094					G0094					G0094					G0094					G0094				
COLLECT DATE	5/19/2022					5/25/2021					6/15/2020					6/11/2019					3/23/2018					3/24/2017				
	Result	Qual	DL	LOD	LOQ	Result	Qual	DL	LOD	LOQ	Result	Qual	DL	LOD	LOQ	Result	Qual	DL	LOD	LOQ	Result	Qual	DL	LOD	LOQ	Result	Qual	DL	LOD	LOQ
NATURAL ATTENUATION PARAMETERS																														
Ammonia USEPA 350.1 (mg/L)	4.2		0.029	0.05	0.1	4.2		0.022	0.05	0.1	6.1		0.11	0.25	0.5	4.8		0.022	0.05	0.1	6		0.044	0.1	0.2	6.9		0.11	0.25	0.5
Total Kjeldahl Nitrogen USEPA 351.2 (mg/L)	4.9		0.69	0.8	1	2.5		0.69	1	1	6.9					8.7		0.69	1	1	8.7		0.45	1.3	2.5	9.6		0.18	0.5	1
Nitrate/Nitrite USEPA 353.2 (mg/L)	7.9		0.044	0.05	0.1	<	U	0.48	1.3	2.5	1		0.019	0.05	0.1	5.3		0.019	0.05	0.1	5.7		0.019	0.05	0.1	2.6		0.019	0.05	0.1
Sulfide SM 9034 (mg/L)	<	U	1.6	2	4	0.8	J	0.79	1.9	4	<	U	0.79	1.9	4	<	U	0.79	1.9	4	<	U	10	10	10	<	U	0.79	1.9	4
Sulfate USEPA 9056A (mg/L)	110		1	2.5	5	89		1	2.5	5	59		1	3	5	72		1	3	5	45		0.23	0.5	5	65		0.23	0.5	5
Dissolved Organic Carbon SM 9060A (mg/L)	7		0.35	0.8	1	6.5		0.35	0.8	1	5.8		0.35	1	1	7.2		0.16	0.5	1	8.9		0.16	0.5	1	6.2		0.16	0.5	1
Alkalinity SM 2320B (mg/L)	290		3.1	6.4	10	340		3.1	6.4	10	290		3.1	10	10	320		3.1	10	10	300		1.1	3.2	5	270		1.1	3.2	5
Methane RSK-175 (µg/L)	14000		0.63	1.3	5	13000		0.63	2	5	19000		0.63	2	5	12000		1.9	6	15	23000		0.65	2.4	15	20000		0.44	1.6	10
Carbon Dioxide SM 2320B (mg/L)[1]	129		3.1	6.4	10	151		3.1	6.4	10	129		3.1	10	10	142		3.1	10	10	133.33		1.1	3.2	5	120		1.1	3.2	5

Notes:
Analysis methods listed are accurate for most current sampling event. Previous analysis methods may be different.

[1]Carbon dioxide calculated from alkalinity results. Values for 2003 and 2004 were modified to be consistent with previous years' results.

< = less than reporting limit
µg/L = micrograms per liter
ID = identification number
J = estimated
LOQ = limit of quantification
mg/L = milligrams per liter
Qual = qualifier
RL = reporting limit
RSK = Robert S. Kerr Environmental Research Laboratory
SM = Standard Method
U = nondetect
USEPA = United States Environmental Protection Agency

TABLE E.2.1-57
CORNHUSKER ARMY AMMUNITION PLANT
WELL G0094-NATURAL ATTENUATION PARAMETERS

FIELD ID	G0094					G0094					G0094			G0094			G0094			G0094		
COLLECT DATE	8/12/2016					8/12/2015					8/15/2014			3/18/2013			3/14/2012			3/11/2011		
	Result	DL	LOD	LOQ	Qual	Result	DL	LOD	LOQ	Qual	Result	LOQ	Qual	Result	RL	Qual	Result	RL	Qual	Result	RL	Qual
NATURAL ATTENUATION PARAMETERS																						
Ammonia USEPA 350.1 (mg/L)	6.8	0.11	0.25	0.5		5.6	0.044	0.1	0.2		6.6	0.1		10.2	0.25		7.38	0.25		0.273	0.25	
Total Kjeldahl Nitrogen USEPA 351.2 (mg/L)	7.9	0.18	0.5	1		5.6	0.18	0.5	1		5.6	1		17.8	1		33.3	1		0.755	1	
Nitrate/Nitrite USEPA 353.2 (mg/L)	0.41	0.019	0.05	0.1		<	0.019	0.05	0.1	U	<	0.1	U	<	0.1	U	0.075	0.1	J	0.533	0.1	
Sulfide SM 9034 (mg/L)	<	0.79	1.9	4	U	<	0.79	1.9	4	U	0.96	4	J	<	2	U	1.2	2	J	0.2	2	J
Sulfate USEPA 9056A (mg/L)	49	0.23	0.5	5		31	0.23	0.5	5		15	5		4.1	1		21.9	10		25.6	1	
Dissolved Organic Carbon SM 9060A (mg/L)	9.5	0.16	0.5	1		8.9	0.16	0.5	1		8.2	1		8.5	1		693	1		15.4	1	
Alkalinity SM 2320B (mg/L)	230	1.1	3.2	5		200	1.1	3.2	5		160	5		234	1.25		46	1.25		165	1	
Methane RSK-175 (µg/L)	20000	0.44	1.6	10		18000	0.44	1.6	10		19000	10		11000	250		7600	250		2000	50	
Carbon Dioxide SM 2320B (mg/L)[1]	102.22	1.1	3.2	5		88.889	1.1	3.2	5		71.11	5		104	10		20.44	1.25		73	0.4	

Notes:
Analysis methods listed are accurate for most current sampling event. Previous analysis methods may be different.

[1]Carbon dioxide calculated from alkalinity results. Values for 2003 and 2004 were modified to be consistent with previous years' results.

< = less than reporting limit
µg/L = micrograms per liter
ID = identification number
J = estimated
LOQ = limit of quantification
mg/L = milligrams per liter
Qual = qualifier
RL = reporting limit
RSK = Robert S. Kerr Environmental Research Laboratory
SM = Standard Method
U = nondetect
USEPA = United States Environmental Protection Agency

TABLE E.2.1-58
CORNHUSKER ARMY AMMUNITION PLANT
WELL G0095-NATURAL ATTENUATION PARAMETERS

FIELD ID	G0095					G0095					G0095					G0095					G0095					G0095				
COLLECT DATE	5/19/2022					5/23/2021					6/12/2020					6/7/2019					3/15/2018					3/27/2017				
	Result	Qual	DL	LOD	LOQ	Result	Qual	DL	LOD	LOQ	Result	Qual	DL	LOD	LOQ	Result	Qual	DL	LOD	LOQ	Result	Qual	DL	LOD	LOQ	Result	Qual	DL	LOD	LOQ
NATURAL ATTENUATION PARAMETERS																														
Ammonia USEPA 350.1 (mg/L)	2.2		0.029	0.05	0.1	2.3		0.22	0.5	1.0	2.1		0.022	0.05	0.1	2.9		0.022	0.05	0.1	2.4		0.022	0.05	0.1	3.6	J	0.022	0.05	0.1
Total Kjeldahl Nitrogen USEPA 351.2 (mg/L)	3.7		0.69	0.8	1	3.9		0.69	1	1	<	U	0.69	1	1	4.3		0.69	1	1	4		0.18	0.5	1	4.6		0.18	0.5	1
Nitrate/Nitrite USEPA 353.2 (mg/L)	<	U	0.044	0.05	0.1	0.38		0.019	0.05	0.1	0.41		0.019	0.05	0.1	<	U	0.019	0.05	0.1	<	U	0.019	0.05	0.1	<	U	0.019	0.05	0.1
Sulfide SM 9034 (mg/L)	<	U	1.6	2	4	0.8	J	0.79	1.9	4	<	U	0.79	1.9	4	<	U	0.79	1.9	4	<	U	0.79	1.9	4	1.2	J	0.79	1.9	4
Sulfate USEPA 9056A (mg/L)	520		5.2	13	25	530		5.2	13	25	340		5.2	15	25	360	J	5.2	15	25	190		0.23	0.5	5	110		0.23	0.5	5
Dissolved Organic Carbon SM 9060A (mg/L)	12		0.35	0.8	1	12		0.35	0.8	1	12		0.35	1	1	7.7		0.16	0.5	1	8.2		0.16	0.5	1	8.2		0.16	0.5	1
Alkalinity SM 2320B (mg/L)	780		3.1	6.4	10	800		3.1	6.4	10	730		3.1	10	10	670		3.1	10	10	630		1.1	3.2	5	550		1.1	3.2	5
Methane RSK-175 (µg/L)	16000		0.63	1.3	5	10000		0.63	2	5	6900		0.63	2	5	14000		1.9	6	15	19000		0.65	2.4	15	17000		0.44	1.6	10
Carbon Dioxide SM 2320B (mg/L)[1]	347		3.1	6.4	10	356		3.1	6.4	10	324		3.1	10	10	298		3.1	10	10	280		1.1	3.2	5	244.44		1.1	3.2	5

Notes:
Analysis methods listed are accurate for most current sampling event. Previous analysis methods may be different.

[1]Carbon dioxide calculated from alkalinity results. Values for 2003 and 2004 were modified to be consistent with previous years' results.

< = less than reporting limit
µg/L = micrograms per liter
ID = identification number
J = estimated
LOQ = limit of quantification
mg/L = milligrams per liter
Qual = qualifier
RL = reporting limit
RSK = Robert S. Kerr Environmental Research Laboratory
SM = Standard Method
U = nondetect
USEPA = United States Environmental Protection Agency

TABLE E.2.1-58
CORNHUSKER ARMY AMMUNITION PLANT
WELL G0095-NATURAL ATTENUATION PARAMETERS

FIELD ID	G0095					G0095					G0095			G0095			G0095			G0095		
COLLECT DATE	8/10/2016					8/17/2015					8/11/2014			3/19/2013			3/15/2012			3/10/2011		
	Result	DL	LOD	LOQ	Qual	Result	DL	LOD	LOQ	Qual	Result	LOQ	Qual	Result	RL	Qual	Result	RL	Qual	Result	RL	Qual
NATURAL ATTENUATION PARAMETERS																						
Ammonia USEPA 350.1 (mg/L)	2.5	0.022	0.05	0.1		0.55	0.022	0.05	0.1		0.92	0.1		0.852	0.25		0.129	0.25	J	<	0.25	UJ
Total Kjeldahl Nitrogen USEPA 351.2 (mg/L)	3.4	0.18	0.5	1		1.7	0.18	0.5	1		0.92	1	J	5.47	1		1.85	1		0.554	1	J
Nitrate/Nitrite USEPA 353.2 (mg/L)	<	0.019	0.05	0.1	U	0.11	0.019	0.05	0.1		0.035	0.1	J	<	0.1	U	5.16	0.1		3.18	0.1	
Sulfide SM 9034 (mg/L)	<	0.79	1.9	4	U	<	0.79	1.9	4	U	<	4	U	0.401	2	J	0.2	2	J	0.6	2	J
Sulfate USEPA 9056A (mg/L)	93	0.23	0.5	5		25	0.23	0.5	5		20	5		1.4	1		63	1		184	5	
Dissolved Organic Carbon SM 9060A (mg/L)	6.3	0.16	0.5	1		5.5	0.16	0.5	1		5.3	1		13	1		23.1	1		3.5	1	
Alkalinity SM 2320B (mg/L)	490	1.1	3.2	5		460	1.1	3.2	5		350	5		625	1.25		435	1.25		255	1	
Methane RSK-175 (µg/L)	19000	0.44	1.6	10		12000	0.22	0.8	5		16000	10		3100	39		2900	500		<	5	UJ
Carbon Dioxide SM 2320B (mg/L)[1]	217.78	1.1	3.2	5		204.44	1.1	3.2	5		155.6	5		278	10		193.3	1.25		113	0.4	

Notes:
Analysis methods listed are accurate for most current sampling event. Previous analysis methods may be different.

[1]Carbon dioxide calculated from alkalinity results. Values for 2003 and 2004 were modified to be consistent with previous years' results.

< = less than reporting limit
µg/L = micrograms per liter
ID = identification number
J = estimated
LOQ = limit of quantification
mg/L = milligrams per liter
Qual = qualifier
RL = reporting limit
RSK = Robert S. Kerr Environmental Research Laboratory
SM = Standard Method
U = nondetect
USEPA = United States Environmental Protection Agency

TABLE E.2.1-59
CORNHUSKER ARMY AMMUNITION PLANT
WELL G0096-NATURAL ATTENUATION PARAMETERS

FIELD ID	G0096					G0096					G0096					G0096					G0096					G0096				
COLLECT DATE	5/19/2022					5/25/2021					6/16/2020					6/11/2019					3/23/2018					4/1/2017				
	Result	Qual	DL	LOD	LOQ	Result	Qual	DL	LOD	LOQ	Result	Qual	DL	LOD	LOQ	Result	Qual	DL	LOD	LOQ	Result	Qual	DL	LOD	LOQ	Result	Qual	DL	LOD	LOQ
NATURAL ATTENUATION PARAMETERS																														
Ammonia USEPA 350.1 (mg/L)	1.2		0.029	0.05	0.1	4.3		0.044	0.1	0.2	0.19		0.022	0.05	0.1	0.45		0.022	0.05	0.1	0.26		0.022	0.05	0.1	0.1		0.022	0.05	0.1
Total Kjeldahl Nitrogen USEPA 351.2 (mg/L)	2.1		0.69	0.8	1	6.1	J	0.69	1	1	<	U	0.69	1	1	<	U	0.69	1	1	<	U	0.18	0.5	1	<	U	0.18	0.5	1
Nitrate/Nitrite USEPA 353.2 (mg/L)	5.9		0.044	0.05	0.1	6.8	J	0.019	0.05	0.1	25		0.38	1	2.0	24		0.19	0.5	1.0	12		0.095	0.25	0.5	16		0.095	0.25	0.5
Sulfide SM 9034 (mg/L)	<	U	1.6	2	4	0.8	J	0.79	1.9	4	<	U	0.79	1.9	4	<	U	0.79	1.9	4	<	U	10	10	10	1.2	J	0.79	1.9	4
Sulfate USEPA 9056A (mg/L)	110		1	2.5	5	72		1	2.5	5	85		1	3	5	71		1	3	5	43		0.23	0.5	5	56		0.23	0.5	5
Dissolved Organic Carbon SM 9060A (mg/L)	7		0.35	0.8	1	46		0.69	1.6	2	4.4		0.35	1	1	3.2		0.16	0.5	1	3.6		0.16	0.5	1	4.2		0.16	0.5	1
Alkalinity SM 2320B (mg/L)	400		3.1	6.4	10	490		3.1	6.4	10	280		3.1	10	10	280		3.1	10	10	270		1.1	3.2	5	300		1.1	3.2	5
Methane RSK-175 (µg/L)	13000		0.63	1.3	5	5900		0.63	2	5	5100		0.63	2	5	4300		0.63	2	5	5200	J	0.22	0.8	5	7300		0.22	0.8	5
Carbon Dioxide SM 2320B (mg/L)[1]	178		3.1	6.4	10	218		3.1	6.4	10	124		3.1	10	10	124		3.1	10	10	120		1.1	3.2	5	133.33		1.1	3.2	5

Notes:
Analysis methods listed are accurate for most current sampling event. Previous analysis methods may be different.

[1]Carbon dioxide calculated from alkalinity results. Values for 2003 and 2004 were modified to be consistent with previous years' results.

< = less than reporting limit
µg/L = micrograms per liter
ID = identification number
J = estimated
LOQ = limit of quantification
mg/L = milligrams per liter
Qual = qualifier
RL = reporting limit
RSK = Robert S. Kerr Environmental Research Laboratory
SM = Standard Method
U = nondetect
USEPA = United States Environmental Protection Agency

TABLE E.2.1-59
CORNHUSKER ARMY AMMUNITION PLANT
WELL G0096-NATURAL ATTENUATION PARAMETERS

FIELD ID	G0096					G0096					G0096			G0096			G0096		
COLLECT DATE	8/10/2016					8/12/2015					8/14/2014			3/18/2013			3/14/2012		
	Result	DL	LOD	LOQ	Qual	Result	DL	LOD	LOQ	Qual	Result	LOQ	Qual	Result	RL	Qual	Result	RL	Qual
NATURAL ATTENUATION PARAMETERS																			
Ammonia USEPA 350.1 (mg/L)	0.25	0.022	0.05	0.1		1	0.044	0.25	0.5		2.1	0.1		0.416	0.25		<	0.25	U
Total Kjeldahl Nitrogen USEPA 351.2 (mg/L)	<	0.18	0.5	1	U	1	0.18	0.5	1		1.2	1		1.12	1		<	1	UJ
Nitrate/Nitrite USEPA 353.2 (mg/L)	27	0.19	0.5	1		0.4	0.019	0.05	0.1		0.14	0.1		1.73	0.1		4.26	0.1	
Sulfide SM 9034 (mg/L)	0.8	0.79	1.9	4	J	<	0.79	1.9	4	U	<	4	U	<	2	U	1	2	J
Sulfate USEPA 9056A (mg/L)	49	0.23	0.5	5		40	0.23	0.5	5		25	5		20.4	1		43.6	1	
Dissolved Organic Carbon SM 9060A (mg/L)	6.1	0.16	0.5	1		2.2	0.16	0.5	1		3	1		3.92	1		2.17	1	
Alkalinity SM 2320B (mg/L)	240	1.1	3.2	5		200	1.1	3.2	5		220	5		231	1.25		190	1.25	
Methane RSK-175 (µg/L)	8000	0.22	0.8	5		10000	0.22	0.8	5		6000	5		5700	25		<	5	U
Carbon Dioxide SM 2320B (mg/L)[1]	106.67	1.1	3.2	5		88.889	1.1	3.2	5		97.78	5		103	10		84.44	1.25	

Notes:
Analysis methods listed are accurate for most current sampling event. Previous analysis methods may be different.

[1]Carbon dioxide calculated from alkalinity results. Values for 2003 and 2004 were modified to be consistent with previous years' results.

< = less than reporting limit
µg/L = micrograms per liter
ID = identification number
J = estimated
LOQ = limit of quantification
mg/L = milligrams per liter
Qual = qualifier
RL = reporting limit
RSK = Robert S. Kerr Environmental Research Laboratory
SM = Standard Method
U = nondetect
USEPA = United States Environmental Protection Agency

TABLE E.2.1-60
CORNHUSKER ARMY AMMUNITION PLANT
WELL G0097-NATURAL ATTENUATION PARAMETERS

FIELD ID	G0097					G0097					G0097					G0097					G0097					G0097				
COLLECT DATE	5/15/2022					5/23/2021					6/14/2020					6/8/2019					3/21/2018					3/29/2017				
	Result	Qual	DL	LOD	LOQ	Result	Qual	DL	LOD	LOQ	Result	Qual	DL	LOD	LOQ	Result	Qual	DL	LOD	LOQ	Result	Qual	DL	LOD	LOQ	Result	Qual	DL	LOD	LOQ
NATURAL ATTENUATION PARAMETERS																														
Ammonia USEPA 350.1 (mg/L)	0.87		0.029	0.05	0.1	2.2		0.022	0.05	0.1	7.1		0.22	0.5	1.0	0.52		0.022	0.05	0.1	2.8		0.23	0.1	0.2	1.8		0.022	0.05	0.1
Total Kjeldahl Nitrogen USEPA 351.2 (mg/L)	2.3		0.69	0.8	1	5.3		0.69	1	1	16		1.1	1.7	2	9.1		3.4	5	5	7.2		0.3	0.83	1	3.9		0.18	0.5	1
Nitrate/Nitrite USEPA 353.2 (mg/L)	<	U	0.044	0.05	0.1	0.027	J	0.019	0.05	0.1	<	U	0.019	0.05	0.1	0.022	J	0.019	0.05	0.1	0.31		0.019	0.05	0.1	8.6		0.019	0.05	0.1
Sulfide SM 9034 (mg/L)	<	U	1.6	2	4	<	U	0.79	1.9	4	0.8	J	0.79	1.9	4	<	U	0.79	1.9	4	<	U	0.79	1.9	4	<	U	0.79	1.9	4
Sulfate USEPA 9056A (mg/L)	120	J	1	2.5	5	130		1	2.5	5	38		5.2	15	25	57	J	1	3	5	70		0.16	0.5	5	85		0.23	0.5	5
Dissolved Organic Carbon SM 9060A (mg/L)	12		0.35	0.8	1	18		0.35	0.8	1	78		3.5	10	10	50		0.16	0.5	1	35		0.044	0.5	1	15		0.16	0.5	1
Alkalinity SM 2320B (mg/L)	550		3.1	6.4	10	620		3.1	6.4	10	860		3.1	10	10	680		3.1	10	10	660		1.1	3.2	5	410		1.1	3.2	5
Methane RSK-175 (µg/L)	5900		0.63	1.3	5	10000		0.63	2	5	33000		3.8	12	30	9300	J	1.9	6	15	20000	J	0.65	2.4	15	13000	J	0.22	0.8	5
Carbon Dioxide SM 2320B (mg/L)[1]	244		3.1	6.4	10	276		3.1	6.4	10	382		3.1	10	10	302		3.1	10	10	293.33		1.1	3.2	5	182.22		1.1	3.2	5

Notes:
Analysis methods listed are accurate for most current sampling event. Previous analysis methods may be different.

[1]Carbon dioxide calculated from alkalinity results. Values for 2003 and 2004 were modified to be consistent with previous years' results.

< = less than reporting limit
µg/L = micrograms per liter
ID = identification number
J = estimated
LOQ = limit of quantification
mg/L = milligrams per liter
Qual = qualifier
RL = reporting limit
RSK = Robert S. Kerr Environmental Research Laboratory
SM = Standard Method
U = nondetect
USEPA = United States Environmental Protection Agency

TABLE E.2.1-60
CORNHUSKER ARMY AMMUNITION PLANT
WELL G0097-NATURAL ATTENUATION PARAMETERS

FIELD ID	G0097					G0097					G0097			G0097			G0097		
COLLECT DATE	8/8/2016					8/17/2015					8/14/2014			3/18/2013			3/14/2012		
	Result	DL	LOD	LOQ	Qual	Result	DL	LOD	LOQ	Qual	Result	LOQ	Qual	Result	RL	Qual	Result	RL	Qual
NATURAL ATTENUATION PARAMETERS																			
Ammonia USEPA 350.1 (mg/L)	1.4	0.022	0.05	0.1		2.7	0.11	0.25	0.5		0.56	0.1		0.313	0.25		<	0.25	UJ
Total Kjeldahl Nitrogen USEPA 351.2 (mg/L)	3.5	0.18	0.5	1		4.9	0.18	0.5	1		1.9	1		1.95	1		<	1	U
Nitrate/Nitrite USEPA 353.2 (mg/L)	18	0.19	0.5	1		<	0.019	0.05	0.1	U	0.95	0.1		1.95	0.1		11	0.1	
Sulfide SM 9034 (mg/L)	<	0.79	1.9	4	U	<	0.79	1.9	4	U	<	4	U	<	2	U	0.6	2	J
Sulfate USEPA 9056A (mg/L)	100	0.23	0.5	5		9	0.23	0.5	5		14	5		28.8	1		127	10	
Dissolved Organic Carbon SM 9060A (mg/L)	20	0.16	0.5	1		140	0.78	2.5	5		44	1		40.2	1		3.65	1	
Alkalinity SM 2320B (mg/L)	360	1.1	3.2	5		650	1.1	3.2	5		450	5		346	1.25		80	1.25	
Methane RSK-175 (µg/L)	12000	0.22	0.8	5		15000	0.44	1.6	10		9900	5		1700	100		7.4	5	
Carbon Dioxide SM 2320B (mg/L)[1]	160	1.1	3.2	5		288.89	1.1	3.2	5		200	5		154	10		35.56	1.25	

Notes:
Analysis methods listed are accurate for most current sampling event. Previous analysis methods may be different.

[1]Carbon dioxide calculated from alkalinity results. Values for 2003 and 2004 were modified to be consistent with previous years' results.

< = less than reporting limit
µg/L = micrograms per liter
ID = identification number
J = estimated
LOQ = limit of quantification
mg/L = milligrams per liter
Qual = qualifier
RL = reporting limit
RSK = Robert S. Kerr Environmental Research Laboratory
SM = Standard Method
U = nondetect
USEPA = United States Environmental Protection Agency

TABLE E.2.1-61
CORNHUSKER ARMY AMMUNITION PLANT
WELL G0098-NATURAL ATTENUATION PARAMETERS

FIELD ID	G0098					G0098					G0098					G0098					G0098					G0098				
COLLECT DATE	5/15/2022					5/23/2021					6/14/2020					6/8/2019					3/21/2018					3/28/2017				
	Result	Qual	DL	LOD	LOQ	Result	Qual	DL	LOD	LOQ	Result	Qual	DL	LOD	LOQ	Result	Qual	DL	LOD	LOQ	Result	Qual	DL	LOD	LOQ	Result	Qual	DL	LOD	LOQ
NATURAL ATTENUATION PARAMETERS																														
Ammonia USEPA 350.1 (mg/L)	1.8		0.029	0.05	0.1	2.4		0.022	0.05	0.1	3.5		0.022	0.05	0.1	0.14		0.022	0.05	0.1	3.7		0.022	0.05	0.1	4.2		0.022	0.05	0.1
Total Kjeldahl Nitrogen USEPA 351.2 (mg/L)	3.2		0.69	0.8	1	3.7		0.69	1	1	3.8		0.69	1	1	1.8		0.69	1	1	5.9		0.18	0.5	1	6.3		0.18	0.5	1
Nitrate/Nitrite USEPA 353.2 (mg/L)	<	U	0.044	0.05	0.1	<	U	0.019	0.05	0.1	<	U	0.019	0.05	0.1	11	J	0.038	0.1	0.2	<	U	0.019	0.05	0.1	<	U	0.019	0.05	0.1
Sulfide SM 9034 (mg/L)	<	U	1.6	2	4	0.8	J	0.79	1.9	4	<	U	0.79	1.9	4	<	U	0.79	1.9	4	<	U	0.79	1.9	4	<	U	0.79	1.9	4
Sulfate USEPA 9056A (mg/L)	110		1	2.5	5	65		1	2.5	5	73		1	3	5	100	J	1	3	5	47		0.23	0.5	5	22		0.23	0.5	5
Dissolved Organic Carbon SM 9060A (mg/L)	9.8		0.35	0.8	1	8.6		0.35	0.8	1	6.8		0.35	1	1	3.8		0.16	0.5	1	9.2		0.16	0.5	1	11		0.16	0.5	1
Alkalinity SM 2320B (mg/L)	390		3.1	6.4	10	450		3.1	6.4	10	320		3.1	10	10	100		3.1	10	10	360		1.1	3.2	5	360		1.1	3.2	5
Methane RSK-175 (µg/L)	11000	J	0.63	1.3	5	12000		0.63	2	5	13000		1.9	6	15	2000		0.63	2	5	21000		0.65	2.4	15	24000	J	0.44	1.6	5
Carbon Dioxide SM 2320B (mg/L)[1]	173		3.1	6.4	10	200		3.1	6.4	10	142		3.1	10	10	44		3.1	10	10	160		1.1	3.2	5	160		1.1	3.2	5

Notes:
Analysis methods listed are accurate for most current sampling event. Previous analysis methods may be different.

[1]Carbon dioxide calculated from alkalinity results. Values for 2003 and 2004 were modified to be consistent with previous years' results.

< = less than reporting limit
µg/L = micrograms per liter
ID = identification number
J = estimated
LOQ = limit of quantification
mg/L = milligrams per liter
Qual = qualifier
RL = reporting limit
RSK = Robert S. Kerr Environmental Research Laboratory
SM = Standard Method
U = nondetect
USEPA = United States Environmental Protection Agency

TABLE E.2.1-61
CORNHUSKER ARMY AMMUNITION PLANT
WELL G0098-NATURAL ATTENUATION PARAMETERS

FIELD ID	G0098					G0098					G0098			G0098			G0098		
COLLECT DATE	8/15/2016					8/13/2015					8/15/2014			3/18/2013			3/14/2012		
	Result	DL	LOD	LOQ	Qual	Result	DL	LOD	LOQ	Qual	Result	LOQ	Qual	Result	RL	Qual	Result	RL	Qual
NATURAL ATTENUATION PARAMETERS																			
Ammonia USEPA 350.1 (mg/L)	1.7	0.022	0.05	0.1		1	0.022	0.05	0.1		1.8	0.1		0.96	0.25		0.299	0.25	
Total Kjeldahl Nitrogen USEPA 351.2 (mg/L)	2.9	0.18	0.5	1		2.1	0.18	0.5	1		3.9	1		4.44	1		<	1	U
Nitrate/Nitrite USEPA 353.2 (mg/L)	<	0.019	0.05	0.1	U	0.39	0.019	0.05	0.1		<	0.1	U	0.143	0.1		39.6	0.1	
Sulfide SM 9034 (mg/L)	<	0.79	1.9	4	U	<	0.79	1.9	4	U	0.96	4	J	4.01	2		0.6	2	J
Sulfate USEPA 9056A (mg/L)	21	0.23	0.5	5		55	0.23	0.5	5		4.9	5	J	7.7	1		24.6	1	
Dissolved Organic Carbon SM 9060A (mg/L)	8.1	0.16	0.5	1		8.3	0.16	0.5	1		130	1		12.6	1		8.11	1	
Alkalinity SM 2320B (mg/L)	330	1.1	3.2	5		270	1.1	3.2	5		490	5		385	1.25		195	1.25	
Methane RSK-175 (µg/L)	20000	0.44	1.6	10		14000	0.22	0.8	5		16000	10		9300	500		4500	500	
Carbon Dioxide SM 2320B (mg/L)[1]	146.67	1.1	3.2	5		120	1.1	3.2	5		217.8	5		171	10		86.67	1.25	

Notes:
Analysis methods listed are accurate for most current sampling event. Previous analysis methods may be different.

[1]Carbon dioxide calculated from alkalinity results. Values for 2003 and 2004 were modified to be consistent with previous years' results.

< = less than reporting limit
µg/L = micrograms per liter
ID = identification number
J = estimated
LOQ = limit of quantification
mg/L = milligrams per liter
Qual = qualifier
RL = reporting limit
RSK = Robert S. Kerr Environmental Research Laboratory
SM = Standard Method
U = nondetect
USEPA = United States Environmental Protection Agency

TABLE E.2.1-62
CORNHUSKER ARMY AMMUNITION PLANT
WELL G0099-NATURAL ATTENUATION PARAMETERS

FIELD ID	G0099					G0099					G0099					G0099					G0099					G0099					G0099			
COLLECT DATE	5/16/2022					5/23/2021					6/15/2020					6/8/2019					3/23/2018					3/30/2017							
	Result	Qual	DL	LOD	LOQ	Result	Qual	DL	LOD	LOQ	Result	Qual	DL	LOD	LOQ	Result	Qual	DL	LOD	LOQ	Result	Qual	DL	LOD	LOQ	Result	Qual	DL	LOD	LOQ			
NATURAL ATTENUATION PARAMETERS																																
Ammonia USEPA 350.1 (mg/L)	0.72		0.029	0.05	0.1	0.63		0.022	0.05	0.1	2.2		0.022	0.05	0.1	0.57		0.022	0.05	0.1	2.9	J	0.022	0.05	0.1	3		0.022	0.05	0.1			
Total Kjeldahl Nitrogen USEPA 351.2 (mg/L)	0.89	J	0.69	0.8	1	1.3		0.69	1	1	3.4		0.69	1	1	<	U	0.69	1	1	4.2		0.18	0.5	1	4		0.18	0.5	1			
Nitrate/Nitrite USEPA 353.2 (mg/L)	4.6		0.044	0.05	0.1	5.8		0.019	0.05	0.1	2.9		0.019	0.05	0.1	39		0.095	0.25	0.5	5.3		0.019	0.05	0.1	0.56		0.019	0.05	0.1			
Sulfide SM 9034 (mg/L)	<	U	1.6	2	4	0.8	J	0.79	1.9	4	0.8	J	0.79	1.9	4	<	U	0.79	1.9	4	<	U	10	10	10	<	U	0.79	1.9	4			
Sulfate USEPA 9056A (mg/L)	130		1	2.5	5	95		1	2.5	5	66		1	3	5	72	J	1	3	5	49		0.23	0.5	5	32		0.23	0.5	5			
Dissolved Organic Carbon SM 9060A (mg/L)	5		0.35	0.8	1	4.8		0.35	0.8	1	4.2		0.35	1	1	3.5		0.16	0.5	1	4.8		0.16	0.5	1	6.9		0.16	0.5	1			
Alkalinity SM 2320B (mg/L)	260		3.1	6.4	10	260		3.1	6.4	10	240		3.1	10	10	140		3.1	10	10	220		1.1	3.2	5	240		1.1	3.2	5			
Methane RSK-175 (µg/L)	730		0.63	1.3	5	610		0.63	2	5	6500		0.63	2	5	2300		0.63	2	5	12000		0.22	0.8	5	14000		0.44	1.6	10			
Carbon Dioxide SM 2320B (mg/L)[1]	116		3.1	6.4	10	116		3.1	6.4	10	107		3.1	10	10	62		3.1	10	10	97.778		1.1	3.2	5	106.67		1.1	3.2	5			

Notes:
Analysis methods listed are accurate for most current sampling event. Previous analysis methods may be different.

[1]Carbon dioxide calculated from alkalinity results. Values for 2003 and 2004 were modified to be consistent with previous years' results.

< = less than reporting limit
µg/L = micrograms per liter
ID = identification number
J = estimated
LOQ = limit of quantification
mg/L = milligrams per liter
Qual = qualifier
RL = reporting limit
RSK = Robert S. Kerr Environmental Research Laboratory
SM = Standard Method
U = nondetect
USEPA = United States Environmental Protection Agency

TABLE E.2.1-62
CORNHUSKER ARMY AMMUNITION PLANT
WELL G0099-NATURAL ATTENUATION PARAMETERS

FIELD ID	G0099					G0099					G0099			G0099			G0099		
COLLECT DATE	8/11/2016					8/13/2015					3/21/2014			3/21/2013			3/14/2012		
	Result	DL	LOD	LOQ	Qual	Result	DL	LOD	LOQ	Qual	Result	LOQ	Qual	Result	RL	Qual	Result	RL	Qual
NATURAL ATTENUATION PARAMETERS																			
Ammonia USEPA 350.1 (mg/L)	3.2	0.022	0.05	0.1		3.5	0.022	0.05	0.1		2.9	0.1		4.7	0.25		0.828	0.25	
Total Kjeldahl Nitrogen USEPA 351.2 (mg/L)	3.2	0.18	0.5	1		2.9	0.18	0.5	1		2.2	1		19.4	1		7.64	1	
Nitrate/Nitrite USEPA 353.2 (mg/L)	3	0.019	0.05	0.1		<	0.019	0.05	0.1	U	<	0.1	U	<	0.1	U	0.276	0.1	
Sulfide SM 9034 (mg/L)	<	0.79	1.9	4	U	<	0.79	1.9	4	U	1.1	4	J	4.01	2		1.6	2	J
Sulfate USEPA 9056A (mg/L)	30	0.23	0.5	5		51	0.23	0.5	5		61	5		4.3	5	J	21.1	1	
Dissolved Organic Carbon SM 9060A (mg/L)	5.6	0.16	0.5	1		5.9	0.16	0.5	1		4.9	1		246	1		370	1	
Alkalinity SM 2320B (mg/L)	220	1.1	3.2	5		200	1.1	3.2	5		170	5		790	1.25		170	1.25	
Methane RSK-175 (µg/L)	11000	0.22	0.8	5		14000	0.44	0.8	10		12000	5		1800	49		4100	1000	
Carbon Dioxide SM 2320B (mg/L)[1]	97.778	1.1	3.2	5		88.889	1.1	3.2	5		75.56	5		351	10		75.56	1.25	

Notes:
Analysis methods listed are accurate for most current sampling event. Previous analysis methods may be different.

[1]Carbon dioxide calculated from alkalinity results. Values for 2003 and 2004 were modified to be consistent with previous years' results.

< = less than reporting limit
µg/L = micrograms per liter
ID = identification number
J = estimated
LOQ = limit of quantification
mg/L = milligrams per liter
Qual = qualifier
RL = reporting limit
RSK = Robert S. Kerr Environmental Research Laboratory
SM = Standard Method
U = nondetect
USEPA = United States Environmental Protection Agency

TABLE E.2.1-63
CORNHUSKER ARMY AMMUNITION PLANT
WELL G0100-NATURAL ATTENUATION PARAMETERS

FIELD ID	G0100					G0100					G0100					G0100					G0100					G0100				
COLLECT DATE	5/19/2022					5/23/2021					6/12/2020					6/7/2019					3/15/2018					3/27/2017				
	Result	Qual	DL	LOD	LOQ	Result	Qual	DL	LOD	LOQ	Result	Qual	DL	LOD	LOQ	Result	Qual	DL	LOD	LOQ	Result	Qual	DL	LOD	LOQ	Result	Qual	DL	LOD	LOQ
NATURAL ATTENUATION PARAMETERS																														
Ammonia USEPA 350.1 (mg/L)	2.7		0.15	0.25	0.5	6.7		0.044	0.1	0.2	2.8		0.022	0.05	0.1	7.7		0.044	0.1	0.2	9.8		0.22	0.5	1	9		0.11	0.25	0.5
Total Kjeldahl Nitrogen USEPA 351.2 (mg/L)	4.4		0.69	0.8	1	7.9		1.1	1.7	2	3		0.69	1	1	12		3.4	5	5	14		0.3	0.83	1.7	11		0.36	1	2
Nitrate/Nitrite USEPA 353.2 (mg/L)	<	U	0.044	0.05	0.1	0.097	J	0.019	0.05	0.1	0.26		0.019	0.05	0.1	<	U	0.019	0.05	0.1	<	U	0.019	0.05	0.1	<	U	0.019	0.05	0.1
Sulfide SM 9034 (mg/L)	<	U	1.6	2	4	2.4	J	0.79	1.9	4	<	U	0.79	1.9	4	<	U	0.79	1.9	4	<	U	0.79	1.9	4	1.6	J	0.79	1.9	4
Sulfate USEPA 9056A (mg/L)	470		5.2	13	25	270		5.2	13	25	290		5.2	15	25	150	J	1	3	5	86		0.23	0.5	5	40		0.23	0.5	5
Dissolved Organic Carbon SM 9060A (mg/L)	9.8		0.35	0.8	1	12		0.35	0.8	1	8		0.35	1	1	15		0.16	0.5	1	18		0.16	0.5	1	16		0.16	0.5	1
Alkalinity SM 2320B (mg/L)	720		3.1	6.4	10	810		3.1	6.4	10	600		3.1	10	10	740		3.1	10	10	610		1.1	3.2	5	560		1.1	3.2	5
Methane RSK-175 (µg/L)	17000		0.63	1.3	5	11000		0.63	2	5	16000		1.9	6	15	14000		1.9	6	15	28000		0.65	2.4	15	19000		0.44	1.6	10
Carbon Dioxide SM 2320B (mg/L)[1]	320		3.1	6.4	10	360		3.1	6.4	10	267		3.1	10	10	329		3.1	10	10	271.11		1.1	3.2	5	248.89		1.1	3.2	5

Notes:
Analysis methods listed are accurate for most current sampling event. Previous analysis methods may be different.

[1]Carbon dioxide calculated from alkalinity results. Values for 2003 and 2004 were modified to be consistent with previous years' results.

< = less than reporting limit
µg/L = micrograms per liter
ID = identification number
J = estimated
LOQ = limit of quantification
mg/L = milligrams per liter
Qual = qualifier
RL = reporting limit
RSK = Robert S. Kerr Environmental Research Laboratory
SM = Standard Method
U = nondetect
USEPA = United States Environmental Protection Agency

TABLE E.2.1-63
CORNHUSKER ARMY AMMUNITION PLANT
WELL G0100-NATURAL ATTENUATION PARAMETERS

FIELD ID	G0100					G0100					G0100			G0100			G0100		
COLLECT DATE	8/4/2016					8/7/2015					8/11/2014			3/19/2013			3/15/2012		
	Result	DL	LOD	LOQ	Qual	Result	DL	LOD	LOQ	Qual	Result	LOQ	Qual	Result	RL	Qual	Result	RL	Qual
NATURAL ATTENUATION PARAMETERS																			
Ammonia USEPA 350.1 (mg/L)	3.8	0.022	0.05	0.1		2.2	0.022	0.05	0.1		2.1	0.1		0.845	0.25		0.138	0.25	J
Total Kjeldahl Nitrogen USEPA 351.2 (mg/L)	4.8	0.18	0.5	1		2.2	0.18	0.5	1		2	1		1.93	1		<	1	UJ
Nitrate/Nitrite USEPA 353.2 (mg/L)	<	0.019	0.05	0.1	U	<	0.019	0.05	0.1	U	0.02	0.1	J	<	0.1	U	0.961	0.1	
Sulfide SM 9034 (mg/L)	<	0.79	1.9	4	U	<	0.79	1.9	4	U	<	4	U	0.801	2	J	<	2	U
Sulfate USEPA 9056A (mg/L)	20	0.23	0.5	5		28	0.23	0.5	5		20	5		36.7	1		84.8	5	
Dissolved Organic Carbon SM 9060A (mg/L)	6.3	0.16	0.5	1		4.1	0.16	0.5	1		9.2	1		6.06	1		5.74	1	
Alkalinity SM 2320B (mg/L)	620	1.1	3.2	5		610	1.1	3.2	5		600	5		772	1.25		370	1.25	
Methane RSK-175 (µg/L)	13000	0.44	1.6	10		8500	0.22	0.8	5		18000	10		14000	97		2200	100	
Carbon Dioxide SM 2320B (mg/L)[1]	275.56	1.1	3.2	5		271.11	1.1	3.2	5		266.7	5		343	10		164.4	1.25	

Notes:
Analysis methods listed are accurate for most current sampling event. Previous analysis methods may be different.

[1]Carbon dioxide calculated from alkalinity results. Values for 2003 and 2004 were modified to be consistent with previous years' results.

< = less than reporting limit
µg/L = micrograms per liter
ID = identification number
J = estimated
LOQ = limit of quantification
mg/L = milligrams per liter
Qual = qualifier
RL = reporting limit
RSK = Robert S. Kerr Environmental Research Laboratory
SM = Standard Method
U = nondetect
USEPA = United States Environmental Protection Agency

TABLE E.2.1-64
CORNHUSKER ARMY AMMUNITION PLANT
WELL G0101-NATURAL ATTENUATION PARAMETERS

FIELD ID	G0101					G0101					G0101					G0101					G0101					G0101					G0101			
COLLECT DATE	5/19/2022					5/24/2021					6/12/2020					6/7/2019					3/15/2018					3/27/2017							
	Result	Qual	DL	LOD	LOQ	Result	Qual	DL	LOD	LOQ	Result	Qual	DL	LOD	LOQ	Result	Qual	DL	LOD	LOQ	Result	Qual	DL	LOD	LOQ	Result	Qual	DL	LOD	LOQ			
NATURAL ATTENUATION PARAMETERS																																
Ammonia USEPA 350.1 (mg/L)	2.1		0.029	0.05	0.1	0.82		0.022	0.05	0.1	1.2		0.11	0.25	0.5	0.37		0.022	0.05	0.1	0.41		0.022	0.05	0.1	1.1	J	0.022	0.05	0.1			
Total Kjeldahl Nitrogen USEPA 351.2 (mg/L)	4		0.69	0.05	1	2.2		0.69	1	1	2.1		0.69	1	1	0.94	J	0.69	1	1	2.5		0.3	0.83	1.7	2.1		0.18	0.5	1			
Nitrate/Nitrite USEPA 353.2 (mg/L)	<	U	0.044	0.8	0.1	<	U	0.019	0.05	0.1	0.13		0.019	0.05	0.1	0.21		0.019	0.05	0.1	9.5		0.038	0.1	0.2	15		0.038	0.1	0.2			
Sulfide SM 9034 (mg/L)	<	U	1.6	2	4	1.6	J	0.79	1.9	4	0.8	J	0.79	1.9	4	<	U	0.79	1.9	4	<	U	0.79	1.9	4	1.2	J	0.79	1.9	4			
Sulfate USEPA 9056A (mg/L)	290		5.2	13	25	530		5.2	13	25	560		5.2	15	25	510	J	5.2	15	25	260		2.3	5	50	380		1.2	2.5	25			
Dissolved Organic Carbon SM 9060A (mg/L)	14		0.35	0.8	1	8.5		0.35	0.8	1	10		0.35	1	1	9.1		0.16	0.5	1	15		0.16	0.5	1	10		0.16	0.5	1			
Alkalinity SM 2320B (mg/L)	830		3.1	6.4	10	760		3.1	6.4	10	760		3.1	10	10	610		3.1	10	10	880		1.1	3.2	5	8.3		1.1	3.2	5			
Methane RSK-175 (µg/L)	13000		0.63	1.3	5	3900	J	0.63	2	5	5500		0.63	2	5	9400		1.9	6	15	9200		0.22	0.8	5	10000		0.22	0.8	5			
Carbon Dioxide SM 2320B (mg/L)[1]	369		3.1	6.4	10	338		3.1	6.4	10	338		3.1	10	10	271		3.1	10	10	391.11		1.1	3.2	5	368.89		1.1	3.2	5			

Notes:
Analysis methods listed are accurate for most current sampling event. Previous analysis methods may be different.

[1]Carbon dioxide calculated from alkalinity results. Values for 2003 and 2004 were modified to be consistent with previous years' results.

< = less than reporting limit
µg/L = micrograms per liter
ID = identification number
J = estimated
LOQ = limit of quantification
mg/L = milligrams per liter
Qual = qualifier
RL = reporting limit
RSK = Robert S. Kerr Environmental Research Laboratory
SM = Standard Method
U = nondetect
USEPA = United States Environmental Protection Agency

TABLE E.2.1-64
CORNHUSKER ARMY AMMUNITION PLANT
WELL G0101-NATURAL ATTENUATION PARAMETERS

FIELD ID	G0101					G0101					G0101			G0101			G0101		
COLLECT DATE	8/4/2016					8/6/2015					8/11/2014			3/19/2013			3/15/2012		
	Result	DL	LOD	LOQ	Qual	Result	DL	LOD	LOQ	Qual	Result	LOQ	Qual	Result	RL	Qual	Result	RL	Qual
NATURAL ATTENUATION PARAMETERS																			
Ammonia USEPA 350.1 (mg/L)	1.4	0.022	0.05	0.1		0.29	0.022	0.05	0.1		0.16	0.1		0.724	0.25		0.133	0.25	J
Total Kjeldahl Nitrogen USEPA 351.2 (mg/L)	1.2	0.18	0.5	1		1.2	0.18	0.5	1		0.49	1	J	1.53	1		<	1	UJ
Nitrate/Nitrite USEPA 353.2 (mg/L)	22	0.38	1	2		11	0.038	0.1	0.2		<	0.1	U	<	0.1	U	0.352	0.1	
Sulfide SM 9034 (mg/L)	<	0.79	1.9	4	U	<	0.79	1.9	4	U	<	4	U	<	2	U	1	2	J
Sulfate USEPA 9056A (mg/L)	370	1.2	2.5	25		180	0.23	10	5		63	5		255	10		156	5	
Dissolved Organic Carbon SM 9060A (mg/L)	10	0.16	0.5	1		6.6	0.16	0.5	1		3.5	1		2.64	1		3.02	1	
Alkalinity SM 2320B (mg/L)	<	1.1	3.2	5	U	460	1.1	3.2	5		430	5		340	1.25		295	1.25	
Methane RSK-175 (µg/L)	14000	0.22	0.8	5		9800	0.22	0.8	5	J	6100	10		360	5		3600	250	
Carbon Dioxide SM 2320B (mg/L)[1]	<	1.1	3.2	5		204.44	1.1	3.2	5		191.1	5		151	10		131.1	1.25	

Notes:
Analysis methods listed are accurate for most current sampling event. Previous analysis methods may be different.

[1]Carbon dioxide calculated from alkalinity results. Values for 2003 and 2004 were modified to be consistent with previous years' results.

< = less than reporting limit
µg/L = micrograms per liter
ID = identification number
J = estimated
LOQ = limit of quantification
mg/L = milligrams per liter
Qual = qualifier
RL = reporting limit
RSK = Robert S. Kerr Environmental Research Laboratory
SM = Standard Method
U = nondetect
USEPA = United States Environmental Protection Agency

TABLE E.2.1-65
CORNHUSKER ARMY AMMUNITION PLANT
WELL G0102-NATURAL ATTENUATION PARAMETERS

FIELD ID	G0102					G0102					G0102					G0102					G0102					G0102					G0102			
COLLECT DATE	5/17/2022					5/21/2021					6/11/2020					6/5/2019					3/13/2018					3/22/2017							
	Result	Qual	DL	LOD	LOQ	Result	Qual	DL	LOD	LOQ	Result	Qual	DL	LOD	LOQ	Result	Qual	DL	LOD	LOQ	Result	Qual	DL	LOD	LOQ	Result	Qual	DL	LOD	LOQ			
NATURAL ATTENUATION PARAMETERS																																
Ammonia USEPA 350.1 (mg/L)	0.27		0.029	0.05	0.1	3.5		0.22	0.5	1.0	0.072	J	0.022	0.05	0.1	0.072	J	0.022	0.05	0.1	0.064	J	0.022	0.05	0.1	<	U	0.022	0.05	0.1			
Total Kjeldahl Nitrogen USEPA 351.2 (mg/L)	0.77	J	0.69	0.8	1	<	U	6.9	10	10	<	U	0.69	1	1	<	UJ	0.69	1	1	<	U	0.18	0.5	1	<	U	0.18	0.5	1			
Nitrate/Nitrite USEPA 353.2 (mg/L)	<	U	0.044	0.05	0.1	0.32		0.019	0.05	0.1	3.9	J	0.019	0.05	0.1	<	U	0.019	0.05	0.1	<	U	0.019	0.05	0.1	<	U	0.019	0.05	0.1			
Sulfide SM 9034 (mg/L)	<	U	1.6	2	4	4.8		0.79	1.9	4	<	UJ	0.79	1.9	4	<	U	0.79	1.9	4	<	U	0.79	1.9	4	<	U	0.79	1.9	4			
Sulfate USEPA 9056A (mg/L)	1300		10	25	50	740		5.2	13	25	1100		10	30	50	1100		10	30	50	1100	J	2.3	5	50	1100		2.3	5	50			
Dissolved Organic Carbon SM 9060A (mg/L)	4.9		0.35	0.8	1	88		0.69	1.6	2	3.9		0.35	1	1	3.8		0.16	0.5	1	4		0.16	0.5	1	<	U	0.16	0.5	1			
Alkalinity SM 2320B (mg/L)	450		3.1	6.4	10	770		3.1	6.4	10	430		3.1	10	10	420		3.1	10	10	440		1.1	3.2	5	410		1.1	3.2	5			
Methane RSK-175 (µg/L)	1800		0.63	1.3	5	120		0.63	2	5	1.8	J	0.63	2	5	1.6	J	0.63	2	5	3.1	J	0.22	0.8	5	2.8	J	0.22	0.8	5			
Carbon Dioxide SM 2320B (mg/L)[1]	200		3.1	6.4	10	342		3.1	6.4	10	191		3.1	10	10	187		3.1	10	10	195.56		1.1	3.2	5	182.22		1.1	3.2	5			

Notes:
Analysis methods listed are accurate for most current sampling event. Previous analysis methods may be different.

[1]Carbon dioxide calculated from alkalinity results. Values for 2003 and 2004 were modified to be consistent with previous years' results.

< = less than reporting limit
µg/L = micrograms per liter
ID = identification number
J = estimated
LOQ = limit of quantification
mg/L = milligrams per liter
Qual = qualifier
RL = reporting limit
RSK = Robert S. Kerr Environmental Research Laboratory
SM = Standard Method
U = nondetect
USEPA = United States Environmental Protection Agency

TABLE E.2.1-65
CORNHUSKER ARMY AMMUNITION PLANT
WELL G0102-NATURAL ATTENUATION PARAMETERS

FIELD ID	G0102					G0102					G0102			G0102		
COLLECT DATE	8/12/2016					8/4/2015					8/18/2014			3/12/2013		
	Result	DL	LOD	LOQ	Qual	Result	DL	LOD	LOQ	Qual	Result	LOQ	Qual	Result	RL	Qual
NATURAL ATTENUATION PARAMETERS																
Ammonia USEPA 350.1 (mg/L)	0.066	0.022	0.05	0.1	J	0.086	0.022	0.05	0.1	J	0.079	0.1	J	0.317	0.25	
Total Kjeldahl Nitrogen USEPA 351.2 (mg/L)	0.32	0.18	0.5	1	J	<	0.18	0.5	1	U	<	1	U	<	1	U
Nitrate/Nitrite USEPA 353.2 (mg/L)	<	0.019	0.05	0.1	U	<	0.019	0.5	0.1	U	<	0.1	U	0.014	0.1	J
Sulfide SM 9034 (mg/L)	<	0.79	1.9	4	U	<	0.79	1.9	4	U	<	4	U	<	2	U
Sulfate USEPA 9056A (mg/L)	1100	2.3	5	50	J	980	4.6	10	100		1100	50		987	50	
Dissolved Organic Carbon SM 9060A (mg/L)	4	0.16	0.5	1		4	0.16	0.5	1		4	1		3.6	1	
Alkalinity SM 2320B (mg/L)	400	1.1	3.2	5		380	1.1	3.2	5		390	5		430	1.25	
Methane RSK-175 (µg/L)	2.6	0.22	0.8	5	J	2.3	0.22	0.8	5	J	2.4	5	J	<	5	U
Carbon Dioxide SM 2320B (mg/L)[1]	177.78	1.1	3.2	5		168.89	1.1	3.2	5		173.3	5		191	10	

Notes:
Analysis methods listed are accurate for most current sampling event. Previous analysis methods may be different.

[1]Carbon dioxide calculated from alkalinity results. Values for 2003 and 2004 were modified to be consistent with previous years' results.

< = less than reporting limit
µg/L = micrograms per liter
ID = identification number
J = estimated
LOQ = limit of quantification
mg/L = milligrams per liter
Qual = qualifier
RL = reporting limit
RSK = Robert S. Kerr Environmental Research Laboratory
SM = Standard Method
U = nondetect
USEPA = United States Environmental Protection Agency

TABLE E.2.1-66
CORNHUSKER ARMY AMMUNITION PLANT
WELL G0103-NATURAL ATTENUATION PARAMETERS

FIELD ID	G0103					G0103					G0103					G0103					G0103					G0103				
COLLECT DATE	5/17/2022					5/21/2021					6/11/2020					6/5/2019					3/13/2018					3/23/2017				
	Result	Qual	DL	LOD	LOQ	Result	Qual	DL	LOD	LOQ	Result	Qual	DL	LOD	LOQ	Result	Qual	DL	LOD	LOQ	Result	Qual	DL	LOD	LOQ	Result	Qual	DL	LOD	LOQ
NATURAL ATTENUATION PARAMETERS																														
Ammonia USEPA 350.1 (mg/L)	4.4		0.15	0.25	0.5	0.22		0.022	0.05	0.1	1.7		0.022	0.05	0.1	3.4		0.022	0.05	0.1	0.43		0.022	0.05	0.1	8.7		0.22	0.5	1
Total Kjeldahl Nitrogen USEPA 351.2 (mg/L)	5.8		0.69	0.8	1	2.7		0.69	1	1	2.1		0.69	1	1	4.1	J	3.4	5	5	7.4		0.3	0.5	1	12		0.36	1	2
Nitrate/Nitrite USEPA 353.2 (mg/L)	<	U	0.044	0.05	0.1	<	U	0.019	0.05	0.1	<	U	0.019	0.05	0.1	<	U	0.019	0.05	0.1	0.024	J	0.019	0.05	0.1	<	U	0.019	0.05	0.1
Sulfide SM 9034 (mg/L)	45		1.6	2	4	34	J	0.79	1.9	4	24		0.79	1.9	4	31.0		0.79	1.9	4	25		0.79	1.9	4	40		1.6	3.8	8
Sulfate USEPA 9056A (mg/L)	890		10	25	50	970		10	25	50	820		5.2	15	25	490		10	30	50	610		1.2	5	50	410		2.3	5	50
Dissolved Organic Carbon SM 9060A (mg/L)	61		0.69	1.6	2	86		0.75	1.7	2	88		0.69	2	2	230		0.78	2.5	5	240	J	0.78	0.5	1	420		1.8	5.7	11
Alkalinity SM 2320B (mg/L)	710		3.1	6.4	10	580		3.1	6.4	10	460		3.1	10	10	670		3.1	10	10	590		1.1	3.2	5	590		1.1	3.2	5
Methane RSK-175 (µg/L)	1100		0.63	1.3	5	120		0.63	2	5	72		0.63	2	5	130		0.63	2	5	68		0.22	0.8	5	45		0.22	0.8	5
Carbon Dioxide SM 2320B (mg/L)[1]	316		3.1	6.4	10	258		3.1	6.4	10	204		3.1	10	10	298		3.1	10	10	262.22		1.1	3.2	5	262.22		1.1	3.2	5

Notes:
Analysis methods listed are accurate for most current sampling event. Previous analysis methods may be different.

[1]Carbon dioxide calculated from alkalinity results. Values for 2003 and 2004 were modified to be consistent with previous years' results.

< = less than reporting limit
µg/L = micrograms per liter
ID = identification number
J = estimated
LOQ = limit of quantification
mg/L = milligrams per liter
Qual = qualifier
RL = reporting limit
RSK = Robert S. Kerr Environmental Research Laboratory
SM = Standard Method
U = nondetect
USEPA = United States Environmental Protection Agency

TABLE E.2.1-66
CORNHUSKER ARMY AMMUNITION PLANT
WELL G0103-NATURAL ATTENUATION PARAMETERS

FIELD ID	G0103					G0103					G0103			G0103		
COLLECT DATE	8/8/2016					8/4/2015					8/18/2014			3/21/2013		
	Result	DL	LOD	LOQ	Qual	Result	DL	LOD	LOQ	Qual	Result	LOQ	Qual	Result	RL	Qual
NATURAL ATTENUATION PARAMETERS																
Ammonia USEPA 350.1 (mg/L)	6.7	0.11	0.25	0.5		12	0.11	0.5	0.5		11	0.1		6.31	0.25	
Total Kjeldahl Nitrogen USEPA 351.2 (mg/L)	8.7	0.36	1	2		13	0.36	1	2		12	2		41.3	1	
Nitrate/Nitrite USEPA 353.2 (mg/L)	<	0.019	0.05	0.1	U	<	0.019	0.05	0.1	U	<	0.1	U	<	0.1	U
Sulfide SM 9034 (mg/L)	11	0.79	1.9	4		29	0.79	1.9	4		15	4		8.02	2	
Sulfate USEPA 9056A (mg/L)	670	2.3	5	50		480	1.2	2.5	25		890	25		744	25	
Dissolved Organic Carbon SM 9060A (mg/L)	260	0.93	3	6		210	0.93	3	6		260	6		428	1	
Alkalinity SM 2320B (mg/L)	490	1.1	3.2	5		490	1.1	3.2	5		390	5		400	1.25	
Methane RSK-175 (µg/L)	24	0.22	0.8	5		11	0.22	0.8	5	J	11	5		8	4.9	
Carbon Dioxide SM 2320B (mg/L)[1]	217.78	1.1	3.2	5		217.78	1.1	3.2	5		173.3	5		178	10	

Notes:
Analysis methods listed are accurate for most current sampling event. Previous analysis methods may be different.

[1]Carbon dioxide calculated from alkalinity results. Values for 2003 and 2004 were modified to be consistent with previous years' results.

< = less than reporting limit
µg/L = micrograms per liter
ID = identification number
J = estimated
LOQ = limit of quantification
mg/L = milligrams per liter
Qual = qualifier
RL = reporting limit
RSK = Robert S. Kerr Environmental Research Laboratory
SM = Standard Method
U = nondetect
USEPA = United States Environmental Protection Agency

TABLE E.2.1-67
CORNHUSKER ARMY AMMUNITION PLANT
WELL G0104-NATURAL ATTENUATION PARAMETERS

FIELD ID	G0104					G0104					G0104					G0104					G0104					G0104				
COLLECT DATE	5/17/2022					5/21/2021					6/12/2020					6/5/2019					3/13/2018					3/23/2017				
	Result	Qual	DL	LOD	LOQ	Result	Qual	DL	LOD	LOQ	Result	Qual	DL	LOD	LOQ	Result	Qual	DL	LOD	LOQ	Result	Qual	DL	LOD	LOQ	Result	Qual	DL	LOD	LOQ
NATURAL ATTENUATION PARAMETERS																														
Ammonia USEPA 350.1 (mg/L)	0.39		0.029	0.05	0.1	0.43		0.022	0.05	0.1	0.34		0.022	0.05	0.1	0.83		0.022	0.05	0.1	1		0.022	0.05	0.1	1.2	J	0.022	0.05	0.1
Total Kjeldahl Nitrogen USEPA 351.2 (mg/L)	1.1		0.69	0.8	1	1.1		0.69	1	1	<	U	0.69	1	1	0.94	J	0.69	1	1	1.7		0.18	0.5	1	1.8		0.18	0.5	1
Nitrate/Nitrite USEPA 353.2 (mg/L)	<	U	0.044	0.05	0.1	<	U	0.019	0.05	0.1	<	U	0.019	0.05	0.1	<	U	0.019	0.05	0.1	<	U	0.019	0.05	0.1	<	U	0.019	0.05	0.1
Sulfide SM 9034 (mg/L)	3.2	J	1.6	2	4	<	U	0.79	1.9	4	<	U	0.79	1.9	4	<	U	0.79	1.9	4	8.8		0.79	1.9	4	3.6	J	0.79	1.9	4
Sulfate USEPA 9056A (mg/L)	960		10	25	50	950	J	10	25	50	820		5.2	15	25	1000		10	30	50	1200		2.3	5	50	960		2.3	5	50
Dissolved Organic Carbon SM 9060A (mg/L)	7.3		0.35	0.8	1	5.1		0.35	0.8	1	5		0.35	1	1	4.5		0.16	0.5	1	8		0.16	0.5	1	5		0.16	0.5	1
Alkalinity SM 2320B (mg/L)	580		3.1	6.4	10	500		3.1	6.4	10	470		3.1	10	10	470		3.1	10	10	540		1.1	3.2	5	460		1.1	3.2	5
Methane RSK-175 (µg/L)	350		0.63	1.3	5	950	J	0.63	2	5	1600		0.63	2	5	2000		0.63	2	5	3800	J	0.22	0.8	5	1200		0.22	0.8	5
Carbon Dioxide SM 2320B (mg/L)[1]	258		3.1	6.4	10	222		3.1	6.4	10	209		3.1	10	10	209		3.1	10	10	240		1.1	3.2	5	204.44		1.1	3.2	5

Notes:
Analysis methods listed are accurate for most current sampling event. Previous analysis methods may be different.

[1]Carbon dioxide calculated from alkalinity results. Values for 2003 and 2004 were modified to be consistent with previous years' results.

< = less than reporting limit
µg/L = micrograms per liter
ID = identification number
J = estimated
LOQ = limit of quantification
mg/L = milligrams per liter
Qual = qualifier
RL = reporting limit
RSK = Robert S. Kerr Environmental Research Laboratory
SM = Standard Method
U = nondetect
USEPA = United States Environmental Protection Agency

TABLE E.2.1-67
CORNHUSKER ARMY AMMUNITION PLANT
WELL G0104-NATURAL ATTENUATION PARAMETERS

FIELD ID	G0104					G0104					G0104			G0104		
COLLECT DATE	8/12/2016					8/5/2015					8/18/2014			3/12/2013		
	Result	DL	LOD	LOQ	Qual	Result	DL	LOD	LOQ	Qual	Result	LOQ	Qual	Result	RL	Qual
NATURAL ATTENUATION PARAMETERS																
Ammonia USEPA 350.1 (mg/L)	1.4	0.022	0.05	0.1		2	0.022	0.05	0.1		2.3	0.1		1.37	0.25	
Total Kjeldahl Nitrogen USEPA 351.2 (mg/L)	1.6	0.18	0.5	1		2	0.18	0.5	1		2.7	1	U	2.92	1	
Nitrate/Nitrite USEPA 353.2 (mg/L)	<	0.019	0.05	0.1	U	<	0.019	0.05	0.1	U	<	0.1	U	<	0.1	U
Sulfide SM 9034 (mg/L)	1.6	0.79	1.9	4	J	6.1	0.79	1.9	4		2.4	4	J	0.802	2	J
Sulfate USEPA 9056A (mg/L)	920	2.3	5	50		910	2.3	5	50		730	25		852	50	
Dissolved Organic Carbon SM 9060A (mg/L)	6.5	0.16	0.5	1		8.9	0.16	0.5	1		91	2.8		9.2	1	
Alkalinity SM 2320B (mg/L)	550	1.1	3.2	5		480	1.1	3.2	5		700	5		605	1.25	
Methane RSK-175 (µg/L)	3100	0.22	0.8	5		1500	0.22	0.8	5	J	320	5		10	5	
Carbon Dioxide SM 2320B (mg/L)[1]	244.44	1.1	3.2	5		213.33	1.1	3.2	5		311.1	5		269	10	

Notes:
Analysis methods listed are accurate for most current sampling event. Previous analysis methods may be different.

[1]Carbon dioxide calculated from alkalinity results. Values for 2003 and 2004 were modified to be consistent with previous years' results.

< = less than reporting limit
µg/L = micrograms per liter
ID = identification number
J = estimated
LOQ = limit of quantification
mg/L = milligrams per liter
Qual = qualifier
RL = reporting limit
RSK = Robert S. Kerr Environmental Research Laboratory
SM = Standard Method
U = nondetect
USEPA = United States Environmental Protection Agency

TABLE E.2.1-68
CORNHUSKER ARMY AMMUNITION PLANT
WELL G0105-NATURAL ATTENUATION PARAMETERS

FIELD ID	G0105					G0105					G0105					G0105					G0105					G0105				
COLLECT DATE	5/17/2022					5/21/2021					6/11/2020					6/5/2019					3/13/2018					3/22/2017				
	Result	Qual	DL	LOD	LOQ	Result	Qual	DL	LOD	LOQ	Result	Qual	DL	LOD	LOQ	Result	Qual	DL	LOD	LOQ	Result	Qual	DL	LOD	LOQ	Result	Qual	DL	LOD	LOQ
NATURAL ATTENUATION PARAMETERS																														
Ammonia USEPA 350.1 (mg/L)	0.51		0.029	0.05	0.1	0.65		0.022	0.05	0.1	0.94		0.022	0.05	0.1	1.4		0.022	0.05	0.1	2.3		0.022	0.05	0.1	3.5		0.022	0.05	0.1
Total Kjeldahl Nitrogen USEPA 351.2 (mg/L)	0.98	J	0.69	0.8	1	1.2	J	0.69	1	1	1.7		0.69	1	1	1.9		0.69	1	1	3.4		0.18	0.5	1	3.7		0.18	0.5	1
Nitrate/Nitrite USEPA 353.2 (mg/L)	<	U	0.044	0.05	0.1	<	U	0.019	0.05	0.1	<	U	0.019	0.05	0.1	<	U	0.019	0.05	0.1	<	U	0.019	0.05	0.1	<	U	0.019	0.05	0.1
Sulfide SM 9034 (mg/L)	<	U	1.6	2	4	<	U	0.79	1.9	4	<	U	0.79	1.9	4	<	U	0.79	1.9	4	2.4	J	0.79	1.9	4	<	U	0.79	1.9	4
Sulfate USEPA 9056A (mg/L)	1300		10	25	50	1200		10	25	50	1100		10	30	50	870	J	10	30	50	1000		1.2	5	50	960		2.3	5	50
Dissolved Organic Carbon SM 9060A (mg/L)	5		0.35	0.8	1	4.2		0.35	0.8	1	4.3		0.35	1	1	5.9		0.16	0.5	1	6.6		0.16	0.5	1	5.7		0.16	0.5	1
Alkalinity SM 2320B (mg/L)	460		3.1	6.4	10	460		3.1	6.4	10	480		3.1	10	10	580		3.1	10	10	660		1.1	3.2	5	560		1.1	3.2	5
Methane RSK-175 (µg/L)	1000		0.63	1.3	5	840	J	0.63	2	5	2400		0.63	2	5	670		0.63	2	5	470		0.22	0.8	5	830		0.22	0.8	5
Carbon Dioxide SM 2320B (mg/L)[1]	204		3.1	6.4	10	204		3.1	6.4	10	213		3.1	10	10	258		3.1	10	10	293.33		1.1	3.2	5	248.89		1.1	3.2	5

Notes:
Analysis methods listed are accurate for most current sampling event. Previous analysis methods may be different.

[1]Carbon dioxide calculated from alkalinity results. Values for 2003 and 2004 were modified to be consistent with previous years' results.

< = less than reporting limit
µg/L = micrograms per liter
ID = identification number
J = estimated
LOQ = limit of quantification
mg/L = milligrams per liter
Qual = qualifier
RL = reporting limit
RSK = Robert S. Kerr Environmental Research Laboratory
SM = Standard Method
U = nondetect
USEPA = United States Environmental Protection Agency

TABLE E.2.1-68
CORNHUSKER ARMY AMMUNITION PLANT
WELL G0105-NATURAL ATTENUATION PARAMETERS

FIELD ID	G0105					G0105					G0105			G0105		
COLLECT DATE	8/3/2016					8/5/2015					8/6/2014			3/12/2013		
	Result	DL	LOD	LOQ	Qual	Result	DL	LOD	LOQ	Qual	Result	LOQ	Qual	Result	RL	Qual
NATURAL ATTENUATION PARAMETERS																
Ammonia USEPA 350.1 (mg/L)	4.1	0.022	0.05	0.1		3.8	0.022	0.05	0.1		1.2	0.1		1.36	0.25	
Total Kjeldahl Nitrogen USEPA 351.2 (mg/L)	4.8	0.18	0.5	1		2.6	0.18	0.5	1		1	1		3.21	1	
Nitrate/Nitrite USEPA 353.2 (mg/L)	<	0.019	0.05	0.1	U	<	0.019	0.05	0.1	U	<	0.1	U	<	0.1	U
Sulfide SM 9034 (mg/L)	<	0.79	1.9	4	U	20	0.79	1.9	4		2.2	4	J	24	2	
Sulfate USEPA 9056A (mg/L)	840	2.3	5	50		640	2.3	5	50		740	250		733	25	
Dissolved Organic Carbon SM 9060A (mg/L)	8.5	0.16	0.5	1		12	0.16	0.5	1		9.6	1		5.92	1	
Alkalinity SM 2320B (mg/L)	730	1.1	3.2	5		840	1.1	3.2	5		610	5		615	1.25	
Methane RSK-175 (µg/L)	1700	0.22	0.8	5		1200	0.22	0.8	5	J	160	5		460	100	
Carbon Dioxide SM 2320B (mg/L)[1]	324.44	1.1	3.2	5		373.33	1.1	3.2	5		271.1	5		273	10	

Notes:
Analysis methods listed are accurate for most current sampling event. Previous analysis methods may be different.

[1]Carbon dioxide calculated from alkalinity results. Values for 2003 and 2004 were modified to be consistent with previous years' results.

< = less than reporting limit
µg/L = micrograms per liter
ID = identification number
J = estimated
LOQ = limit of quantification
mg/L = milligrams per liter
Qual = qualifier
RL = reporting limit
RSK = Robert S. Kerr Environmental Research Laboratory
SM = Standard Method
U = nondetect
USEPA = United States Environmental Protection Agency

TABLE E.2.1-69
CORNHUSKER ARMY AMMUNITION PLANT
WELL G0106-NATURAL ATTENUATION PARAMETERS

FIELD ID	G0106					G0106					G0106					G0106					G0106					G0106				
COLLECT DATE	5/17/2022					5/21/2021					6/12/2020					6/5/2019					3/14/2018					3/23/2017				
	Result	Qual	DL	LOD	LOQ	Result	Qual	DL	LOD	LOQ	Result	Qual	DL	LOD	LOQ	Result	Qual	DL	LOD	LOQ	Result	Qual	DL	LOD	LOQ	Result	Qual	DL	LOD	LOQ
NATURAL ATTENUATION PARAMETERS																														
Ammonia USEPA 350.1 (mg/L)	0.11		0.029	0.05	0.1	0.052	J	0.022	0.05	0.1	0.096	J	0.022	0.05	0.1	0.074	J	0.022	0.05	0.1	0.082	J	0.022	0.05	0.1	<	U	0.022	0.05	0.1
Total Kjeldahl Nitrogen USEPA 351.2 (mg/L)	0.72	J	0.69	0.8	1	<	U	0.69	1	1	1.1		0.69	1	1	<	U	0.69	1	1	<	U	0.18	0.5	1	<	U	0.18	0.5	1
Nitrate/Nitrite USEPA 353.2 (mg/L)	<	U	0.044	0.05	0.1	0.028	J	0.019	0.05	0.1	0.69		0.019	0.05	0.1	<	U	0.019	0.05	0.1	<	U	0.019	0.05	0.1	<	U	0.019	0.05	0.1
Sulfide SM 9034 (mg/L)	<	U	1.6	2	4	0.8	J	0.79	1.9	4	<	U	0.79	1.9	4	<	U	0.79	1.9	4	<	U	0.79	1.9	4	0.8	J	0.79	1.9	4
Sulfate USEPA 9056A (mg/L)	1400		10	25	50	1200		10	25	50	1100		10	30	50	1000	J	10	30	50	1100		2.3	5	50	950		2.3	5	50
Dissolved Organic Carbon SM 9060A (mg/L)	4.8		0.35	0.8	1	4		0.35	0.8	1	3.9		0.35	1	1	3.9		0.16	0.5	1	3.9		0.16	0.5	1	<	U	0.16	0.5	1
Alkalinity SM 2320B (mg/L)	430		3.1	6.4	10	440		3.1	6.4	10	380		3.1	10	10	420		3.1	10	10	390		1.1	3.2	5	430		1.1	3.2	5
Methane RSK-175 (µg/L)	1.9	J	0.63	1.3	5	2	J	0.63	2	5	3.8	J	0.63	2	5	3.4	J	0.63	2	5	3.7	J	0.22	0.8	5	3.7	J	0.22	0.8	5
Carbon Dioxide SM 2320B (mg/L)[1]	191		3.1	6.4	10	196		3.1	6.4	10	169		3.1	10	10	187		3.1	10	10	173.33		1.1	3.2	5	191.11		1.1	3.2	5

Notes:
Analysis methods listed are accurate for most current sampling event. Previous analysis methods may be different.

[1]Carbon dioxide calculated from alkalinity results. Values for 2003 and 2004 were modified to be consistent with previous years' results.

< = less than reporting limit
µg/L = micrograms per liter
ID = identification number
J = estimated
LOQ = limit of quantification
mg/L = milligrams per liter
Qual = qualifier
RL = reporting limit
RSK = Robert S. Kerr Environmental Research Laboratory
SM = Standard Method
U = nondetect
USEPA = United States Environmental Protection Agency

TABLE E.2.1-69
CORNHUSKER ARMY AMMUNITION PLANT
WELL G0106-NATURAL ATTENUATION PARAMETERS

FIELD ID	G0106					G0106					G0106			G0106		
COLLECT DATE	8/3/2016					8/4/2015					8/7/2014			3/12/2013		
	Result	DL	LOD	LOQ	Qual	Result	DL	LOD	LOQ	Qual	Result	LOQ	Qual	Result	RL	Qual
NATURAL ATTENUATION PARAMETERS																
Ammonia USEPA 350.1 (mg/L)	0.1	0.022	0.05	0.1		0.069	0.022	0.05	0.1	J	0.076	0.1	J	0.845	0.25	
Total Kjeldahl Nitrogen USEPA 351.2 (mg/L)	0.78	0.18	0.5	1	J	0.67	0.18	0.5	1	J	0.78	1	J	0.711	1	J
Nitrate/Nitrite USEPA 353.2 (mg/L)	0.031	0.019	0.05	0.1	J	<	0.019	0.05	0.1	U	0.071	0.1	J	0.009	0.1	J
Sulfide SM 9034 (mg/L)	<	0.79	1.9	4	U	<	0.79	1.9	4	U	1.3	4	J	<	2	U
Sulfate USEPA 9056A (mg/L)	9400	23	50	500		900	2.3	5	50		930	50		1070	50	
Dissolved Organic Carbon SM 9060A (mg/L)	3.8	0.16	0.5	1		4.7	0.16	0.5	1		3.6	1		4.34	1	
Alkalinity SM 2320B (mg/L)	410	1.1	3.2	5		430	1.1	3.2	5		390	5		390	1.25	
Methane RSK-175 (µg/L)	35	0.22	0.8	5		12	0.22	0.8	5	J	6.3	5		2.3	5	J
Carbon Dioxide SM 2320B (mg/L)[1]	182.22	1.1	3.2	5		191.11	1.1	3.2	5		173.3	5		173	10	

Notes:
Analysis methods listed are accurate for most current sampling event. Previous analysis methods may be different.

[1]Carbon dioxide calculated from alkalinity results. Values for 2003 and 2004 were modified to be consistent with previous years' results.

< = less than reporting limit
µg/L = micrograms per liter
ID = identification number
J = estimated
LOQ = limit of quantification
mg/L = milligrams per liter
Qual = qualifier
RL = reporting limit
RSK = Robert S. Kerr Environmental Research Laboratory
SM = Standard Method
U = nondetect
USEPA = United States Environmental Protection Agency

TABLE E.2.1-70
CORNHUSKER ARMY AMMUNITION PLANT
WELL G0107-NATURAL ATTENUATION PARAMETERS

FIELD ID	G0107					G0107					G0107					G0107					G0107					G0107				
COLLECT DATE	5/17/2022					5/21/2021					6/11/2020					6/5/2019					3/14/2018					3/22/2017				
	Result	Qual	DL	LOD	LOQ	Result	Qual	DL	LOD	LOQ	Result	Qual	DL	LOD	LOQ	Result	Qual	DL	LOD	LOQ	Result	Qual	DL	LOD	LOQ	Result	Qual	DL	LOD	LOQ
NATURAL ATTENUATION PARAMETERS																														
Ammonia USEPA 350.1 (mg/L)	0.16		0.029	0.05	0.1	0.17		0.022	0.05	0.1	0.25		0.022	0.05	0.1	0.17		0.022	0.05	0.1	0.69		0.022	0.05	0.1	0.37		0.022	0.05	0.1
Total Kjeldahl Nitrogen USEPA 351.2 (mg/L)	<	U	0.69	0.8	1	0.74	J	0.69	1	1	0.83	J	0.69	1	1	<	U	0.69	1	1	1.4		0.18	0.5	1	<	U	0.18	0.5	1
Nitrate/Nitrite USEPA 353.2 (mg/L)	<	U	0.044	0.05	0.1	<	U	0.019	0.05	0.1	<	U	0.019	0.05	0.1	<	U	0.019	0.05	0.1	<	U	0.019	0.05	0.1	<	U	0.019	0.05	0.1
Sulfide SM 9034 (mg/L)	<	U	1.6	2	4	<	U	0.79	1.9	4	<	U	0.79	1.9	4	<	U	0.79	1.9	4	<	U	0.79	1.9	4	<	U	0.79	1.9	4
Sulfate USEPA 9056A (mg/L)	1400		10	25	50	1200		10	25	50	1100		10	30	50	1000	J	10	30	50	1100		2.3	5	50	1100		2.3	5	50
Dissolved Organic Carbon SM 9060A (mg/L)	5.5		0.35	0.8	1	4.4		0.35	0.8	1	4.1		0.35	1	1	4.4		0.16	0.5	1	4.3		0.16	0.5	1	4.6		0.16	0.5	1
Alkalinity SM 2320B (mg/L)	420		3.1	6.4	10	450		3.1	6.4	10	390		3.1	10	10	450		3.1	10	10	420		1.1	3.2	5	460		1.1	3.2	5
Methane RSK-175 (µg/L)	640		0.63	1.3	5	200	J	0.63	2	5	130		0.63	2	5	5600		0.63	2	5			NS			8300		0.22	0.8	5
Carbon Dioxide SM 2320B (mg/L)[1]	187		3.1	6.4	10	200		3.1	6.4	10	173		3.1	10	10	200		3.1	10	10	186.67		1.1	3.2	5	204.44		1.1	3.2	5

Notes:
Analysis methods listed are accurate for most current sampling event. Previous analysis methods may be different.

[1]Carbon dioxide calculated from alkalinity results. Values for 2003 and 2004 were modified to be consistent with previous years' results.

< = less than reporting limit
µg/L = micrograms per liter
ID = identification number
J = estimated
LOQ = limit of quantification
mg/L = milligrams per liter
Qual = qualifier
RL = reporting limit
RSK = Robert S. Kerr Environmental Research Laboratory
SM = Standard Method
U = nondetect
USEPA = United States Environmental Protection Agency

TABLE E.2.1-70
CORNHUSKER ARMY AMMUNITION PLANT
WELL G0107-NATURAL ATTENUATION PARAMETERS

FIELD ID	G0107					G0107					G0107			G0107		
COLLECT DATE	8/3/2016					8/5/2015					8/7/2014			3/12/2013		
	Result	DL	LOD	LOQ	Qual	Result	DL	LOD	LOQ	Qual	Result	LOQ	Qual	Result	RL	Qual
NATURAL ATTENUATION PARAMETERS																
Ammonia USEPA 350.1 (mg/L)	0.62	0.022	0.05	0.1		0.91	0.022	0.05	0.1		0.35	0.1		0.937	0.25	
Total Kjeldahl Nitrogen USEPA 351.2 (mg/L)	1.4	0.18	0.5	1		0.98	0.18	0.5	1	J	0.39	1	J	1.02	1	
Nitrate/Nitrite USEPA 353.2 (mg/L)	<	0.019	0.05	0.1	U	<	0.019	0.05	0.1	U	<	0.1	U	<	0.1	U
Sulfide SM 9034 (mg/L)	<	0.79	1.9	4	U	3.5	0.79	1.9	4	J	<	4	UJ	0.401	2	J
Sulfate USEPA 9056A (mg/L)	9200	23	50	500		660	2.3	5	50		950	50		1050	50	
Dissolved Organic Carbon SM 9060A (mg/L)	5.1	0.16	0.5	1		13	0.16	0.5	1		4.2	1		4.87	1	
Alkalinity SM 2320B (mg/L)	540	1.1	3.2	5		760	1.1	3.2	5		450	5		410	1.25	
Methane RSK-175 (µg/L)	7300	0.22	0.8	5		5500	0.22	0.8	5	J	13000	5		1200	100	
Carbon Dioxide SM 2320B (mg/L)[1]	240	1.1	3.2	5		337.78	1.1	3.2	5		200	5		182	10	

Notes:
Analysis methods listed are accurate for most current sampling event. Previous analysis methods may be different.

[1]Carbon dioxide calculated from alkalinity results. Values for 2003 and 2004 were modified to be consistent with previous years' results.

< = less than reporting limit
µg/L = micrograms per liter
ID = identification number
J = estimated
LOQ = limit of quantification
mg/L = milligrams per liter
Qual = qualifier
RL = reporting limit
RSK = Robert S. Kerr Environmental Research Laboratory
SM = Standard Method
U = nondetect
USEPA = United States Environmental Protection Agency

TABLE E.2.1-71
CORNHUSKER ARMY AMMUNITION PLANT
WELL G0108-NATURAL ATTENUATION PARAMETERS

FIELD ID	G0108					G0108					G0108					G0108					G0108					G0108				
COLLECT DATE	5/14/2022					5/22/2021					6/14/2020					6/8/2019					3/21/2018					3/28/2017				
	Result	Qual	DL	LOD	LOQ	Result	Qual	DL	LOD	LOQ	Result	Qual	DL	LOD	LOQ	Result	Qual	DL	LOD	LOQ	Result	Qual	DL	LOD	LOQ	Result	Qual	DL	LOD	LOQ
NATURAL ATTENUATION PARAMETERS																														
Ammonia USEPA 350.1 (mg/L)	2.9		0.029	0.05	0.1	3.1		0.022	0.05	0.1	4.1		0.022	0.05	0.1	5.5		0.044	0.1	0.2	5.9		0.044	0.1	0.2	7.3		0.11	0.25	0.5
Total Kjeldahl Nitrogen USEPA 351.2 (mg/L)	4.8		0.69	0.8	1	4.8		0.69	1	1	5.5		0.69	1	1	7.6		0.69	1	1	8.5		0.18	0.5	1	9.2		0.36	1	2
Nitrate/Nitrite USEPA 353.2 (mg/L)	<	U	0.044	0.05	0.1	<	U	0.019	0.05	0.1	<	U	0.019	0.05	0.1	0.021	J	0.019	0.05	0.1	<	U	0.019	0.05	0.1	<	U	0.019	0.05	0.1
Sulfide SM 9034 (mg/L)	<	U	1.6	2	4	<	U	0.79	1.9	4	<	U	0.79	1.9	4	<	U	0.79	1.9	4	0.8	J	0.79	1.9	4	<	U	0.79	1.9	4
Sulfate USEPA 9056A (mg/L)	92		1	2.5	5	13		1	2.5	5	24		1	3	5	5.6	J	1	3	5	4.6	J	0.23	0.5	5	3.8	J	0.23	0.5	5
Dissolved Organic Carbon SM 9060A (mg/L)	14		0.35	0.8	1	12		0.35	0.8	1	7.6		0.35	1	1	7.9		0.16	0.5	1	9.3		0.16	0.5	1	16		0.16	0.5	1
Alkalinity SM 2320B (mg/L)	700		3.1	6.4	10	560		3.1	6.4	10	310		3.1	10	10	390		3.1	10	10	440		1.1	3.2	5	450		1.1	3.2	5
Methane RSK-175 (µg/L)	15000		0.63	1.3	5	16000		0.63	2	5	33000		3.8	12	30	16000	J	1.9	6	15	25000		0.65	2.4	15	23000	J	0.44	1.6	10
Carbon Dioxide SM 2320B (mg/L)[1]	311		3.1	6.4	10	249		3.1	6.4	10	138		3.1	10	10	173		3.1	10	10	195.56		1.1	3.2	5	200		1.1	3.2	5

Notes:
Analysis methods listed are accurate for most current sampling event. Previous analysis methods may be different.

[1]Carbon dioxide calculated from alkalinity results. Values for 2003 and 2004 were modified to be consistent with previous years' results.

< = less than reporting limit
µg/L = micrograms per liter
ID = identification number
J = estimated
LOQ = limit of quantification
mg/L = milligrams per liter
Qual = qualifier
RL = reporting limit
RSK = Robert S. Kerr Environmental Research Laboratory
SM = Standard Method
U = nondetect
USEPA = United States Environmental Protection Agency

TABLE E.2.1-71
CORNHUSKER ARMY AMMUNITION PLANT
WELL G0108-NATURAL ATTENUATION PARAMETERS

FIELD ID	G0108					G0108					G0108			G0108		
COLLECT DATE	8/6/2016					8/17/2015					8/12/2014			3/18/2013		
	Result	DL	LOD	LOQ	Qual	Result	DL	LOD	LOQ	Qual	Result	LOQ	Qual	Result	RL	Qual
NATURAL ATTENUATION PARAMETERS																
Ammonia USEPA 350.1 (mg/L)	0.81	0.022	0.05	0.1		0.074	0.022	0.05	0.1	J	0.085	0.1	J	0.675	0.25	
Total Kjeldahl Nitrogen USEPA 351.2 (mg/L)	3	0.18	0.5	1		2.1	0.18	0.5	1		0.64	1	J	1.89	1	
Nitrate/Nitrite USEPA 353.2 (mg/L)	<	0.019	0.05	0.1	U	<	0.019	0.05	0.1	U	<	0.1	U	3.03	0.1	
Sulfide SM 9034 (mg/L)	0.8	0.79	1.9	4	J	1.1	0.79	1.9	4	J	<	4	U	0.2	2	J
Sulfate USEPA 9056A (mg/L)	15	0.23	0.5	5		2.2	0.23	0.5	5	J	16	5		18.8	1	
Dissolved Organic Carbon SM 9060A (mg/L)	17	0.16	0.5	1		83	0.35	1.1	2.3		51	1		2.12	1	
Alkalinity SM 2320B (mg/L)	420	1.1	3.2	5		440	1.1	3.2	5		220	5		90	1.25	
Methane RSK-175 (µg/L)	18000	0.44	1.6	10		16000	0.44	1.6	10	J	14000	5		3000	100	
Carbon Dioxide SM 2320B (mg/L)[1]	186.67	1.1	3.2	5		195.56	1.1	3.2	5		97.78	5		40	10	

Notes:
Analysis methods listed are accurate for most current sampling event. Previous analysis methods may be different.

[1]Carbon dioxide calculated from alkalinity results. Values for 2003 and 2004 were modified to be consistent with previous years' results.

< = less than reporting limit
µg/L = micrograms per liter
ID = identification number
J = estimated
LOQ = limit of quantification
mg/L = milligrams per liter
Qual = qualifier
RL = reporting limit
RSK = Robert S. Kerr Environmental Research Laboratory
SM = Standard Method
U = nondetect
USEPA = United States Environmental Protection Agency

TABLE E.2.1-72
CORNHUSKER ARMY AMMUNITION PLANT
WELL G0109-NATURAL ATTENUATION PARAMETERS

FIELD ID	G0109					G0109					G0109					G0109					G0109					G0109				
COLLECT DATE	5/14/2022					5/23/2021					6/15/2020					6/8/2019					3/21/2018					3/29/2017				
	Result	Qual	DL	LOD	LOQ	Result	Qual	DL	LOD	LOQ	Result	Qual	DL	LOD	LOQ	Result	Qual	DL	LOD	LOQ	Result	Qual	DL	LOD	LOQ	Result	Qual	DL	LOD	LOQ
NATURAL ATTENUATION PARAMETERS																														
Ammonia USEPA 350.1 (mg/L)	0.37		0.029	0.05	0.1	0.56		0.022	0.05	0.1	0.58		0.022	0.05	0.1	0.48		0.022	0.05	0.1	1.7		0.022	0.05	0.1	1.9		0.022	0.05	0.1
Total Kjeldahl Nitrogen USEPA 351.2 (mg/L)	<	U	0.69	0.8	1	0.97	J	0.69	1	1	0.77	J	0.69	1	1	0.91	J	0.69	1	1	2.5		0.18	0.5	1	2.3		0.18	0.5	1
Nitrate/Nitrite USEPA 353.2 (mg/L)	0.08	J	0.044	0.05	0.1	<	U	0.019	0.05	0.1	<	UJ	0.019	0.05	0.1	1.8		0.019	0.05	0.1	<	U	0.019	0.05	0.1	<	U	0.038	0.1	0.2
Sulfide SM 9034 (mg/L)	<	U	1.6	2	4	2.4	J	0.79	1.9	4	0.8	J	0.79	1.9	4	<	U	0.79	1.9	4	<	UJ	10	10	10	<	U	0.79	1.9	4
Sulfate USEPA 9056A (mg/L)	120		1	2.5	5	120		1	2.5	5	110		1	3	5	99	J	1	3	5	72		0.23	0.5	5	89		0.23	0.5	5
Dissolved Organic Carbon SM 9060A (mg/L)	3.1		0.35	0.8	1	2.9		0.35	0.8	1	1.8		0.35	1	1	3.7		0.16	0.5	1	3.5		0.16	0.5	1	4.7		0.16	0.5	1
Alkalinity SM 2320B (mg/L)	240		3.1	6.4	10	270		3.1	6.4	10	240		3.1	10	10	300		3.1	10	10	270		1.1	3.2	5	240		1.1	3.2	5
Methane RSK-175 (µg/L)	230		0.63	1.3	5	630		0.63	2	5	3000		0.63	2	5	2000		0.63	2	5	8000	J	0.22	0.8	5	14000	J	0.22	0.8	5
Carbon Dioxide SM 2320B (mg/L)[1]	107		3.1	6.4	10	120		3.1	6.4	10	107		3.1	10	10	133		3.1	10	10	120		1.1	3.2	5	106.67		1.1	3.2	5

Notes:
Analysis methods listed are accurate for most current sampling event. Previous analysis methods may be different.

[1]Carbon dioxide calculated from alkalinity results. Values for 2003 and 2004 were modified to be consistent with previous years' results.

< = less than reporting limit
µg/L = micrograms per liter
ID = identification number
J = estimated
LOQ = limit of quantification
mg/L = milligrams per liter
Qual = qualifier
RL = reporting limit
RSK = Robert S. Kerr Environmental Research Laboratory
SM = Standard Method
U = nondetect
USEPA = United States Environmental Protection Agency

TABLE E.2.1-72
CORNHUSKER ARMY AMMUNITION PLANT
WELL G0109-NATURAL ATTENUATION PARAMETERS

FIELD ID	G0109					G0109					G0109			G0109		
COLLECT DATE	8/16/2016					8/13/2015					3/21/2014			3/21/2013		
	Result	DL	LOD	LOQ	Qual	Result	DL	LOD	LOQ	Qual	Result	LOQ	Qual	Result	RL	Qual
NATURAL ATTENUATION PARAMETERS																
Ammonia USEPA 350.1 (mg/L)	1.3	0.022	0.05	0.1		1.6	0.022	0.05	0.1		1.7	0.1		3.57	0.25	
Total Kjeldahl Nitrogen USEPA 351.2 (mg/L)	1.5	0.18	0.5	1		1.1	0.18	0.5	1		1.3	1		10.4	1	
Nitrate/Nitrite USEPA 353.2 (mg/L)	2.4	0.019	0.05	0.1		0.58	0.019	0.05	0.1		1.2	0.1		<	0.1	U
Sulfide SM 9034 (mg/L)	<	0.79	1.9	4	U	0.8	0.79	1.9	4	J	<	4	U	2	2	
Sulfate USEPA 9056A (mg/L)	77	0.23	0.5	5		65	0.23	0.5	5		42	5		1.1	1	
Dissolved Organic Carbon SM 9060A (mg/L)	3.6	0.16	0.5	1		3.1	0.16	0.5	1		3.8	1		13.2	1	
Alkalinity SM 2320B (mg/L)	200	1.1	3.2	5		200	1.1	3.2	5		220	5		550	1.25	
Methane RSK-175 (µg/L)	14000	0.22	0.8	5		13000	0.22	0.8	5		18000	10	J	21000	94	
Carbon Dioxide SM 2320B (mg/L)[1]	88.889	1.1	3.2	5		88.889	1.1	3.2	5		97.78	5		244	10	

Notes:
Analysis methods listed are accurate for most current sampling event. Previous analysis methods may be different.

[1]Carbon dioxide calculated from alkalinity results. Values for 2003 and 2004 were modified to be consistent with previous years' results.

< = less than reporting limit
µg/L = micrograms per liter
ID = identification number
J = estimated
LOQ = limit of quantification
mg/L = milligrams per liter
Qual = qualifier
RL = reporting limit
RSK = Robert S. Kerr Environmental Research Laboratory
SM = Standard Method
U = nondetect
USEPA = United States Environmental Protection Agency

TABLE E.2.1-73
CORNHUSKER ARMY AMMUNITION PLANT
WELL G0110-NATURAL ATTENUATION PARAMETERS

FIELD ID	G0110					G0110					G0110					G0110					G0110					G0110				
COLLECT DATE	5/14/2022					5/22/2021					6/13/2020					6/8/2019					3/22/2018					3/29/2017				
	Result	Qual	DL	LOD	LOQ	Result	Qual	DL	LOD	LOQ	Result	Qual	DL	LOD	LOQ	Result	Qual	DL	LOD	LOQ	Result	Qual	DL	LOD	LOQ	Result	Qual	DL	LOD	LOQ
NATURAL ATTENUATION PARAMETERS																														
Ammonia USEPA 350.1 (mg/L)	2.8		0.029	0.05	0.1	5.9		0.022	0.05	0.1	6.6		0.11	0.25	0.5	6.3		0.044	0.1	0.2	4.9		0.022	0.05	0.1	4.6		0.022	0.05	0.1
Total Kjeldahl Nitrogen USEPA 351.2 (mg/L)	3.9		0.69	0.8	1	8.1		0.69	1	1	8		1.1	1.7	2	<	U	17	25	25	9.3		0.45	1.3	2.5	8		0.36	1	2
Nitrate/Nitrite USEPA 353.2 (mg/L)	0.43		0.044	0.05	0.1	<	U	0.019	0.05	0.1	<	U	0.019	0.05	0.1	0.18		0.019	0.05	0.1	<	U	0.019	0.05	0.1	<	U	0.019	0.05	0.1
Sulfide SM 9034 (mg/L)	<	U	1.6	2	4	0.8	J	0.79	1.9	4	<	U	0.79	1.9	4	<	U	0.79	1.9	4	13		10	10	10	<	U	0.79	1.9	4
Sulfate USEPA 9056A (mg/L)	110		1	2.5	5	42		1	2.5	5	15		1	3	5	17	J	1	3	5	10		0.23	0.5	5	3.6	J	0.23	0.5	5
Dissolved Organic Carbon SM 9060A (mg/L)	8.9		0.35	0.8	1	9.6		0.35	0.8	1	13		0.35	1	1	15		0.16	0.5	1	16		0.16	0.5	1	21		0.16	0.5	1
Alkalinity SM 2320B (mg/L)	490		3.1	6.4	10	730		3.1	6.4	10	580		3.1	10	10	590		3.1	10	10	580		1.1	3.2	5	680		1.1	3.2	5
Methane RSK-175 (µg/L)	11000		0.63	1.3	5	13000		0.63	2	5	20000		0.63	2	5	11000		1.9	6	15	24000		0.65	2.4	15	22000	J	0.44	1.6	10
Carbon Dioxide SM 2320B (mg/L)[1]	218		3.1	6.4	10	324		3.1	6.4	10	258		3.1	10	10	262		3.1	10	10	257.78		1.1	3.2	5	302.22		1.1	3.2	5

Notes:
Analysis methods listed are accurate for most current sampling event. Previous analysis methods may be different.

[1]Carbon dioxide calculated from alkalinity results. Values for 2003 and 2004 were modified to be consistent with previous years' results.

< = less than reporting limit
µg/L = micrograms per liter
ID = identification number
J = estimated
LOQ = limit of quantification
mg/L = milligrams per liter
Qual = qualifier
RL = reporting limit
RSK = Robert S. Kerr Environmental Research Laboratory
SM = Standard Method
U = nondetect
USEPA = United States Environmental Protection Agency

TABLE E.2.1-73
CORNHUSKER ARMY AMMUNITION PLANT
WELL G0110-NATURAL ATTENUATION PARAMETERS

FIELD ID	G0110					G0110					G0110			G0110		
COLLECT DATE	8/16/2016					8/17/2015					8/18/2014			3/18/2013		
	Result	DL	LOD	LOQ	Qual	Result	DL	LOD	LOQ	Qual	Result	LOQ	Qual	Result	RL	Qual
NATURAL ATTENUATION PARAMETERS																
Ammonia USEPA 350.1 (mg/L)	1.8	0.022	0.05	0.1		1.5	0.022	0.05	0.1		1.3	0.1		1.23	0.25	
Total Kjeldahl Nitrogen USEPA 351.2 (mg/L)	2.9	0.18	0.5	1		2.2	0.18	0.5	1		<	1	U	0.194	1	J
Nitrate/Nitrite USEPA 353.2 (mg/L)	<	0.019	0.05	0.1	U	0.77	0.019	0.05	0.1		<	0.1	U	0.253	0.1	
Sulfide SM 9034 (mg/L)	<	0.79	1.9	4	U	<	0.79	1.9	4	U	<	4	U	2	2	
Sulfate USEPA 9056A (mg/L)	23	0.23	0.5	5		38	0.23	0.5	5		31	5		23.6	1	
Dissolved Organic Carbon SM 9060A (mg/L)	11	0.16	0.5	1		9	0.16	0.5	1		5.4	1		4.19	1	
Alkalinity SM 2320B (mg/L)	580	1.1	3.2	5		410	1.1	3.2	5		410	5		252	1.25	
Methane RSK-175 (µg/L)	17000	0.65	2.4	15		16000	0.44	1.6	10		14000	5		6900	250	
Carbon Dioxide SM 2320B (mg/L)[1]	257.78	1.1	3.2	5		182.22	1.1	3.2	5		182.2	5		112	10	

Notes:
Analysis methods listed are accurate for most current sampling event. Previous analysis methods may be different.

[1]Carbon dioxide calculated from alkalinity results. Values for 2003 and 2004 were modified to be consistent with previous years' results.

< = less than reporting limit
µg/L = micrograms per liter
ID = identification number
J = estimated
LOQ = limit of quantification
mg/L = milligrams per liter
Qual = qualifier
RL = reporting limit
RSK = Robert S. Kerr Environmental Research Laboratory
SM = Standard Method
U = nondetect
USEPA = United States Environmental Protection Agency

TABLE E.2.1-74
CORNHUSKER ARMY AMMUNITION PLANT
WELL G0111-NATURAL ATTENUATION PARAMETERS

FIELD ID	G0111					G0111					G0111					G0111					G0111					G0111				
COLLECT DATE	5/19/2022					5/24/2021					6/12/2020					6/7/2019					3/15/2018					3/25/2017				
	Result	Qual	DL	LOD	LOQ	Result	Qual	DL	LOD	LOQ	Result	Qual	DL	LOD	LOQ	Result	Qual	DL	LOD	LOQ	Result	Qual	DL	LOD	LOQ	Result	Qual	DL	LOD	LOQ
NATURAL ATTENUATION PARAMETERS																														
Ammonia USEPA 350.1 (mg/L)	0.44		0.029	0.05	0.1	0.33		0.022	0.05	0.1	0.39		0.022	0.05	0.1	2.1		0.022	0.05	0.1	0.59		0.022	0.05	0.1	0.54		0.022	0.05	0.1
Total Kjeldahl Nitrogen USEPA 351.2 (mg/L)	2.5		0.69	0.8	1	1.9		0.69	1	1	<	U	0.69	1	1	2.8		0.69	1	1	1.5		0.18	0.5	1	1.6		0.18	0.5	1
Nitrate/Nitrite USEPA 353.2 (mg/L)	0.087	J	0.044	0.05	0.1	6.5		0.019	0.05	0.1	14		0.038	0.1	0.2	<	U	0.019	0.05	0.1	0.87		0.019	0.05	0.1	<	U	0.019	0.05	0.1
Sulfide SM 9034 (mg/L)	<	U	1.6	2	4	1.6	J	0.79	1.9	4	<	U	0.79	1.9	4	<	U	0.79	1.9	4	0.8	J	0.79	1.9	4	<	U	0.79	1.9	4
Sulfate USEPA 9056A (mg/L)	190		1	2.5	5	200		1	2.5	5	370		5.2	15	25	150	J	1	3	5	160		0.23	0.5	5	54		0.23	0.5	5
Dissolved Organic Carbon SM 9060A (mg/L)	13		0.35	0.8	1	8.2		0.35	0.8	1	7.9		0.35	1	1	8.5		0.16	0.5	1	6.6		0.16	0.5	1	5.7		0.16	0.5	1
Alkalinity SM 2320B (mg/L)	900		3.1	6.4	10	910		3.1	6.4	10	720		3.1	10	10	730		3.1	10	10	600		1.1	3.2	5	570		1.1	3.2	5
Methane RSK-175 (µg/L)	8300		0.63	1.3	5	3400		0.63	2	5	3800		0.63	2	5	9800		1.9	6	15	18000		0.65	2.4	15	16000		0.44	1.6	10
Carbon Dioxide SM 2320B (mg/L)[1]	400		3.1	6.4	10	404		3.1	6.4	10	320		3.1	10	10	324		3.1	10	10	266.67		1.1	3.2	5	253.33		1.1	3.2	5

Notes:
Analysis methods listed are accurate for most current sampling event. Previous analysis methods may be different.

[1]Carbon dioxide calculated from alkalinity results. Values for 2003 and 2004 were modified to be consistent with previous years' results.

< = less than reporting limit
µg/L = micrograms per liter
ID = identification number
J = estimated
LOQ = limit of quantification
mg/L = milligrams per liter
Qual = qualifier
RL = reporting limit
RSK = Robert S. Kerr Environmental Research Laboratory
SM = Standard Method
U = nondetect
USEPA = United States Environmental Protection Agency

TABLE E.2.1-74
CORNHUSKER ARMY AMMUNITION PLANT
WELL G0111-NATURAL ATTENUATION PARAMETERS

FIELD ID	G0111					G0111					G0111			G0111		
COLLECT DATE	8/4/2016					8/10/2015					8/12/2014			3/19/2013		
	Result	DL	LOD	LOQ	Qual	Result	DL	LOD	LOQ	Qual	Result	LOQ	Qual	Result	RL	Qual
NATURAL ATTENUATION PARAMETERS																
Ammonia USEPA 350.1 (mg/L)	0.91	0.022	0.05	0.1		1.3	0.022	0.05	0.1		2	0.1		2.61	0.25	
Total Kjeldahl Nitrogen USEPA 351.2 (mg/L)	2.4	0.18	0.5	1		2.2	0.18	0.5	1		1.9	1		8.02	1	
Nitrate/Nitrite USEPA 353.2 (mg/L)	0.18	0.019	0.05	0.1		<	0.019	0.05	0.1	UJ	<	0.1	U	<	0.1	U
Sulfide SM 9034 (mg/L)	<	0.79	1.9	4	U	<	0.79	1.9	4	UJ	<	4	U	0.401	2	J
Sulfate USEPA 9056A (mg/L)	56	0.23	0.5	5		110	0.23	0.5	5		80	5		82.6	5	
Dissolved Organic Carbon SM 9060A (mg/L)	7.1	0.16	0.5	1		7.8	0.16	0.5	1		4.6	1		39.8	1	
Alkalinity SM 2320B (mg/L)	650	1.1	3.2	5		580	1.1	3.2	5		520	5		1220	1.25	
Methane RSK-175 (µg/L)	12000	0.22	0.8	5		11000	0.44	1.6	10	J	8000	5		10000	94	
Carbon Dioxide SM 2320B (mg/L)[1]	288.89	1.1	3.2	5		257.78	1.1	3.2	5		231.1	5		542	10	

Notes:
Analysis methods listed are accurate for most current sampling event. Previous analysis methods may be different.

[1]Carbon dioxide calculated from alkalinity results. Values for 2003 and 2004 were modified to be consistent with previous years' results.

< = less than reporting limit
µg/L = micrograms per liter
ID = identification number
J = estimated
LOQ = limit of quantification
mg/L = milligrams per liter
Qual = qualifier
RL = reporting limit
RSK = Robert S. Kerr Environmental Research Laboratory
SM = Standard Method
U = nondetect
USEPA = United States Environmental Protection Agency

TABLE E.2.1-75
CORNHUSKER ARMY AMMUNITION PLANT
WELL G0112-NATURAL ATTENUATION PARAMETERS

FIELD ID	G0112					G0112					G0112					G0112					G0112					G0112				
COLLECT DATE	5/15/2022					5/23/2021					6/14/2020					6/8/2019					3/21/2018					3/28/2017				
	Result	Qual	DL	LOD	LOQ	Result	Qual	DL	LOD	LOQ	Result	Qual	DL	LOD	LOQ	Result	Qual	DL	LOD	LOQ	Result	Qual	DL	LOD	LOQ	Result	Qual	DL	LOD	LOQ
NATURAL ATTENUATION PARAMETERS																														
Ammonia USEPA 350.1 (mg/L)	0.11		0.029	0.05	0.1	0.3		0.022	0.05	0.1	0.26		0.022	0.05	0.1	0.065	J	0.022	0.05	0.1	0.28		0.022	0.05	0.1	0.36	J	0.022	0.05	0.1
Total Kjeldahl Nitrogen USEPA 351.2 (mg/L)	1.5		0.69	0.8	1	<	U	0.69	1	1	<	U	0.69	1	1	<	U	0.69	1	1	<	U	0.18	0.5	1	<	U	0.18	0.5	1
Nitrate/Nitrite USEPA 353.2 (mg/L)	2.2		0.044	0.05	0.1	7.5		0.019	0.05	0.1	<	UJ	0.019	0.05	0.1	29		0.19	0.5	1.0	4		0.019	0.05	0.1	0.055	J	0.019	0.05	0.1
Sulfide SM 9034 (mg/L)	<	U	1.6	2	4	0.8	J	0.79	1.9	4	<	U	0.79	1.9	4	<	U	0.79	1.9	4	<	U	0.79	1.9	4	<	U	0.79	1.9	4
Sulfate USEPA 9056A (mg/L)	100		1	2.5	5	100	J	1	2.5	5	110		1	3	5	61	J	1	3	5	110		0.23	0.5	5	71		0.23	0.5	5
Dissolved Organic Carbon SM 9060A (mg/L)	7.8		0.35	0.8	1	3.9		0.35	0.8	1	3.3		0.35	1	1	2.4		0.16	0.5	1	2.8		0.16	0.5	1	3.4		0.16	0.5	1
Alkalinity SM 2320B (mg/L)	340		3.1	6.4	10	260		3.1	6.4	10	230		3.1	10	10	170		3.1	10	10	220		1.1	3.2	5	210		1.1	3.2	5
Methane RSK-175 (µg/L)	5900		0.63	1.3	5	1900		0.63	2	5	5900		0.63	2	5	1300		0.63	2	5	9600	J	0.22	0.8	5	14000		0.22	0.8	5
Carbon Dioxide SM 2320B (mg/L)[1]	151		3.1	6.4	10	116		3.1	6.4	10	102		3.1	10	10	76		3.1	10	10	97.778		1.1	3.2	5	93.333		1.1	3.2	5

Notes:
Analysis methods listed are accurate for most current sampling event. Previous analysis methods may be different.

[1]Carbon dioxide calculated from alkalinity results. Values for 2003 and 2004 were modified to be consistent with previous years' results.

< = less than reporting limit
µg/L = micrograms per liter
ID = identification number
J = estimated
LOQ = limit of quantification
mg/L = milligrams per liter
Qual = qualifier
RL = reporting limit
RSK = Robert S. Kerr Environmental Research Laboratory
SM = Standard Method
U = nondetect
USEPA = United States Environmental Protection Agency

TABLE E.2.1-75
CORNHUSKER ARMY AMMUNITION PLANT
WELL G0112-NATURAL ATTENUATION PARAMETERS

FIELD ID	G0112					G0112					G0112		
COLLECT DATE	8/10/2016					8/12/2015					8/15/2014		
	Result	DL	LOD	LOQ	Qual	Result	DL	LOD	LOQ	Qual	Result	LOQ	Qual
NATURAL ATTENUATION PARAMETERS													
Ammonia USEPA 350.1 (mg/L)	0.49	0.022	0.05	0.1		0.89	0.022	0.05	0.1		0.56	0.1	
Total Kjeldahl Nitrogen USEPA 351.2 (mg/L)	0.44	0.18	0.5	1	J	0.78	0.18	0.5	1	J	0.55	1	J
Nitrate/Nitrite USEPA 353.2 (mg/L)	8.3	0.019	0.05	0.1		3.5	0.019	0.05	0.1	J	0.35	0.1	
Sulfide SM 9034 (mg/L)	1.1	0.79	1.9	4	J	<	0.79	1.9	4	U	<	4	U
Sulfate USEPA 9056A (mg/L)	63	0.23	0.5	5		54	0.23	0.5	5		26	5	
Dissolved Organic Carbon SM 9060A (mg/L)	3.4	0.16	0.5	1		3.6	0.16	0.5	1		3.9	1	
Alkalinity SM 2320B (mg/L)	210	1.1	3.2	5		220	1.1	3.2	5		260	5	
Methane RSK-175 (µg/L)	11000	0.22	0.8	5		12000	0.22	0.8	5		9200	5	J
Carbon Dioxide SM 2320B (mg/L)[1]	93.333	1.1	3.2	5		97.778	1.1	3.2	5		115.6	5	

Notes:
Analysis methods listed are accurate for most current sampling event. Previous analysis methods may be different.

[1]Carbon dioxide calculated from alkalinity results. Values for 2003 and 2004 were modified to be consistent with previous years' results.

< = less than reporting limit
µg/L = micrograms per liter
ID = identification number
J = estimated
LOQ = limit of quantification
mg/L = milligrams per liter
Qual = qualifier
RL = reporting limit
RSK = Robert S. Kerr Environmental Research Laboratory
SM = Standard Method
U = nondetect
USEPA = United States Environmental Protection Agency

TABLE E.2.1-76
CORNHUSKER ARMY AMMUNITION PLANT
WELL G0113-NATURAL ATTENUATION PARAMETERS

FIELD ID	G0113					G0113					G0113					G0113					G0113					G0113				
COLLECT DATE	5/14/2022					5/23/2021					6/14/2020					6/8/2019					3/21/2018					3/28/2017				
	Result	Qual	DL	LOD	LOQ	Result	Qual	DL	LOD	LOQ	Result	Qual	DL	LOD	LOQ	Result	Qual	DL	LOD	LOQ	Result	Qual	DL	LOD	LOQ	Result	Qual	DL	LOD	LOQ
NATURAL ATTENUATION PARAMETERS																														
Ammonia USEPA 350.1 (mg/L)	0.72		0.029	0.05	0.1	0.98		0.022	0.05	0.1	1.4		0.022	0.05	0.1	0.66		0.022	0.05	0.1	1		0.022	0.05	0.1	1.7		0.022	0.05	0.1
Total Kjeldahl Nitrogen USEPA 351.2 (mg/L)	1.2		0.69	0.8	1	1.7		0.69	1	1	2.8		0.69	1	1	1.4		0.69	1	1	2.9		0.18	0.5	1	3.2		0.18	0.5	0.1
Nitrate/Nitrite USEPA 353.2 (mg/L)	<	U	0.044	0.05	0.1	<	U	0.019	0.05	0.1	<	U	0.019	0.05	0.1	<	U	0.019	0.05	0.1	0.22		0.019	0.05	0.1	<	U	0.019	0.05	1
Sulfide SM 9034 (mg/L)	<	U	1.6	2	4	2.4	J	0.79	1.9	4	<	U	0.79	1.9	4	<	U	0.79	1.9	4	<	U	0.79	1.9	4	1.2	J	0.79	1.9	4
Sulfate USEPA 9056A (mg/L)	170		1	2.5	5	100		1	2.5	5	77		1	3	5	63	J	1	3	5	37		0.23	0.5	5	28		0.23	0.5	5
Dissolved Organic Carbon SM 9060A (mg/L)	4.6		0.35	0.8	1	4.7		0.35	0.8	1	3.9		0.35	1	1	5		0.16	0.5	1	6.4		0.16	0.5	1	7.7		0.16	0.5	1
Alkalinity SM 2320B (mg/L)	240		3.1	6.4	10	300		3.1	6.4	10	230		3.1	10	10	340		3.1	10	10	330		1.1	3.2	5	360		1.1	3.2	5
Methane RSK-175 (µg/L)	7600		0.63	1.3	5	11000		0.63	2	5	22000		3.8	12	30	6100		1.9	6	15	21000		0.65	2.4	15	21000		0.44	1.6	10
Carbon Dioxide SM 2320B (mg/L)[1]	107		3.1	6.4	10	133		3.1	6.4	10	102		3.1	10	10	151		3.1	10	10	146.67		1.1	3.2	5	160		1.1	3.2	5

Notes:
Analysis methods listed are accurate for most current sampling event. Previous analysis methods may be different.

[1]Carbon dioxide calculated from alkalinity results. Values for 2003 and 2004 were modified to be consistent with previous years' results.

< = less than reporting limit
µg/L = micrograms per liter
ID = identification number
J = estimated
LOQ = limit of quantification
mg/L = milligrams per liter
Qual = qualifier
RL = reporting limit
RSK = Robert S. Kerr Environmental Research Laboratory
SM = Standard Method
U = nondetect
USEPA = United States Environmental Protection Agency

TABLE E.2.1-76
CORNHUSKER ARMY AMMUNITION PLANT
WELL G0113-NATURAL ATTENUATION PARAMETERS

FIELD ID	G0113					G0113					G0113		
COLLECT DATE	8/10/2016					8/14/2015					8/15/2014		
	Result	DL	LOD	LOQ	Qual	Result	DL	LOD	LOQ	Qual	Result	LOQ	Qual
NATURAL ATTENUATION PARAMETERS													
Ammonia USEPA 350.1 (mg/L)	11	0.11	0.25	0.5		16	0.44	1	2		13	0.1	
Total Kjeldahl Nitrogen USEPA 351.2 (mg/L)	19	0.9	2.5	5		28	0.9	2.5	5		62	1	
Nitrate/Nitrite USEPA 353.2 (mg/L)	<	0.019	0.05	0.1	U	<	0.038	0.1	0.2	U	0.11	0.1	
Sulfide SM 9034 (mg/L)	<	0.79	1.9	4	U	1.3	0.79	1.9	4	J	<	4	U
Sulfate USEPA 9056A (mg/L)	11	2.3	5	50	J	33	2.3	5	50	J	330	25	
Dissolved Organic Carbon SM 9060A (mg/L)	150	0.78	2.5	5		630	2.2	7	14		3400	70	
Alkalinity SM 2320B (mg/L)	660	1.1	3.2	5		540	1.1	3.2	5				R
Methane RSK-175 (µg/L)	21000	0.44	1.6	10		17000	0.44	1.6	10		4100	5	J
Carbon Dioxide SM 2320B (mg/L)[1]	293.33	1.1	3.2	5		240	1.1	3.2	5				R

Notes:
Analysis methods listed are accurate for most current sampling event. Previous analysis methods may be different.

[1]Carbon dioxide calculated from alkalinity results. Values for 2003 and 2004 were modified to be consistent with previous years' results.

< = less than reporting limit
µg/L = micrograms per liter
ID = identification number
J = estimated
LOQ = limit of quantification
mg/L = milligrams per liter
Qual = qualifier
RL = reporting limit
RSK = Robert S. Kerr Environmental Research Laboratory
SM = Standard Method
U = nondetect
USEPA = United States Environmental Protection Agency

TABLE E.2.1-77
CORNHUSKER ARMY AMMUNITION PLANT
WELL G0114-NATURAL ATTENUATION PARAMETERS

FIELD ID	G0114					G0114					G0114					G0114					G0114					G0114				
COLLECT DATE	5/14/2022					5/22/2021					6/14/2020					6/8/2019					3/23/2018					3/30/2017				
	Result	Qual	DL	LOD	LOQ	Result	Qual	DL	LOD	LOQ	Result	Qual	DL	LOD	LOQ	Result	Qual	DL	LOD	LOQ	Result	Qual	DL	LOD	LOQ	Result	Qual	DL	LOD	LOQ
NATURAL ATTENUATION PARAMETERS																														
Ammonia USEPA 350.1 (mg/L)	1.4		0.029	0.05	0.1	1.5		0.022	0.05	0.1	5.9		0.044	0.1	0.2	1.5		0.022	0.05	0.1	1.5		0.022	0.05	0.1	2.2		0.022	0.05	0.1
Total Kjeldahl Nitrogen USEPA 351.2 (mg/L)	1.8		0.69	0.8	1	1.9		0.69	1	1	5.9		0.69	1	1	1.2		0.69	1	1	2.3		0.18	0.5	1	3		0.18	0.5	1
Nitrate/Nitrite USEPA 353.2 (mg/L)	<	U	0.044	0.05	0.1	<	U	0.019	0.05	0.1	<	U	0.019	0.05	0.1	1.5		0.019	0.05	0.1	<	U	0.019	0.05	0.1	<	U	0.019	0.05	0.1
Sulfide SM 9034 (mg/L)	<	U	1.6	2	4	0.8	J	0.79	1.9	4	<	U	0.79	1.9	4	<	U	0.79	1.9	4	<	U	10	10	10	<	U	0.79	1.9	4
Sulfate USEPA 9056A (mg/L)	81		1	2.5	5	72		1	2.5	5	80		1	3	5	80	J	1	3	5	78		0.23	0.5	5	64		0.23	0.5	5
Dissolved Organic Carbon SM 9060A (mg/L)	3.7		0.35	0.8	1	3.7		0.35	0.8	1	3.1		0.35	1	1	3.1		0.16	0.5	1	3.6		0.16	0.5	1	5.2		0.16	0.5	1
Alkalinity SM 2320B (mg/L)	270		3.1	6.4	10	280		3.1	6.4	10	210		3.1	10	10	230		3.1	10	10	230		1.1	3.2	5	260		1.1	3.2	5
Methane RSK-175 (µg/L)	3900		0.63	1.3	5	5500		0.63	2	5	9700		1.9	6	15	6300		1.9	6	15	21000	J	0.65	2.4	15	22000		0.44	1.6	10
Carbon Dioxide SM 2320B (mg/L)[1]	120		3.1	6.4	10	124		3.1	6.4	10	93		3.1	10	10	102		3.1	10	10	102.22		1.1	3.2	5	115.56		1.1	3.2	5

Notes:
Analysis methods listed are accurate for most current sampling event. Previous analysis methods may be different.

[1]Carbon dioxide calculated from alkalinity results. Values for 2003 and 2004 were modified to be consistent with previous years' results.

< = less than reporting limit
µg/L = micrograms per liter
ID = identification number
J = estimated
LOQ = limit of quantification
mg/L = milligrams per liter
Qual = qualifier
RL = reporting limit
RSK = Robert S. Kerr Environmental Research Laboratory
SM = Standard Method
U = nondetect
USEPA = United States Environmental Protection Agency

TABLE E.2.1-77
CORNHUSKER ARMY AMMUNITION PLANT
WELL G0114-NATURAL ATTENUATION PARAMETERS

FIELD ID	G0114					G0114					G0114		
COLLECT DATE	8/15/2016					8/17/2015					8/13/2014		
	Result	DL	LOD	LOQ	Qual	Result	DL	LOD	LOQ	Qual	Result	LOQ	Qual
NATURAL ATTENUATION PARAMETERS													
Ammonia USEPA 350.1 (mg/L)	2.9	0.11	0.25	0.5		1.5	0.022	0.05	0.1		0.69	0.1	
Total Kjeldahl Nitrogen USEPA 351.2 (mg/L)	3.4	0.18	0.5	1		1.9	0.18	0.5	1		1.2	1	
Nitrate/Nitrite USEPA 353.2 (mg/L)	0.29	0.019	0.05	0.1		0.52	0.019	0.05	0.1		0.062	0.1	J
Sulfide SM 9034 (mg/L)	<	0.79	1.9	4	U	<	0.79	1.9	4	U	<	4	U
Sulfate USEPA 9056A (mg/L)	33	0.23	0.5	5		54	0.23	0.5	5		20	5	
Dissolved Organic Carbon SM 9060A (mg/L)	17	0.16	0.5	1		7.1	0.16	0.5	1		9.5	1	
Alkalinity SM 2320B (mg/L)	320	1.1	3.2	5		250	1.1	3.2	5		310	5	
Methane RSK-175 (µg/L)	18000	0.44	1.6	10		12000	0.44	1.6	10		17000	10	
Carbon Dioxide SM 2320B (mg/L)[1]	142.22	1.1	3.2	5		111.11	1.1	3.2	5		137.8	5	

Notes:
Analysis methods listed are accurate for most current sampling event. Previous analysis methods may be different.

[1]Carbon dioxide calculated from alkalinity results. Values for 2003 and 2004 were modified to be consistent with previous years' results.

< = less than reporting limit
µg/L = micrograms per liter
ID = identification number
J = estimated
LOQ = limit of quantification
mg/L = milligrams per liter
Qual = qualifier
RL = reporting limit
RSK = Robert S. Kerr Environmental Research Laboratory
SM = Standard Method
U = nondetect
USEPA = United States Environmental Protection Agency

TABLE E.2.1-78
CORNHUSKER ARMY AMMUNITION PLANT
WELL G0115-NATURAL ATTENUATION PARAMETERS

FIELD ID	G0115					G0115					G0115					G0115					G0115					G0115				
COLLECT DATE	5/19/2022					5/24/2021					6/12/2020					6/7/2019					3/19/2018					3/27/2017				
	Result	Qual	DL	LOD	LOQ	Result	Qual	DL	LOD	LOQ	Result	Qual	DL	LOD	LOQ	Result	Qual	DL	LOD	LOQ	Result	Qual	DL	LOD	LOQ	Result	Qual	DL	LOD	LOQ
NATURAL ATTENUATION PARAMETERS																														
Ammonia USEPA 350.1 (mg/L)	2.9		0.029	0.05	0.1	3.8	J	0.022	0.05	0.1	3.7		0.22	0.5	1.0	3.9		0.022	0.05	0.1	4.1		0.022	0.05	0.1	5.3		0.11	0.25	0.5
Total Kjeldahl Nitrogen USEPA 351.2 (mg/L)	3.8		0.69	0.8	1	4.2	J	0.69	1	1	4.3		0.69	1	1	5.1		3.4	5	5	7.1	J	0.3	0.83	1.7	8.8		0.18	0.5	1
Nitrate/Nitrite USEPA 353.2 (mg/L)	<	U	0.044	0.05	0.1	<	UJ	0.019	0.05	0.1	<	U	0.019	0.05	0.1	<	U	0.019	0.05	0.1	0.038	J	0.019	0.05	0.1	<	U	0.019	0.05	0.1
Sulfide SM 9034 (mg/L)	<	U	1.6	2	4	0.8	J	0.79	1.9	4	<	U	0.79	1.9	4	<	U	0.79	1.9	4	<	U	0.79	1.9	4	<	U	0.79	1.9	4
Sulfate USEPA 9056A (mg/L)	490		5.2	13	25	420	J	5.2	13	25	300		5.2	15	25	200	J	1	3	5	180		1.2	2.5	25	140		0.23	0.5	5
Dissolved Organic Carbon SM 9060A (mg/L)	8.8		0.35	0.8	1	10	J	0.35	0.8	1	16		0.35	1	1	18		0.16	0.5	1	17		0.16	0.5	1	13		0.16	0.5	1
Alkalinity SM 2320B (mg/L)	700		3.1	6.4	10	820	J	3.1	6.4	10	780		3.1	10	10	980		3.1	10	10	730		1.1	3.2	5	750		1.1	3.2	5
Methane RSK-175 (µg/L)	14000		0.63	1.3	5	11000	J	0.63	2	5	23000		3.8	12	30	13000		1.9	6	15	28000		0.65	2.4	15	25000		0.44	1.6	10
Carbon Dioxide SM 2320B (mg/L)[1]	311		3.1	6.4	10	364	J	3.1	6.4	10	347		3.1	10	10	436		3.1	10	10	324.44		1.1	3.2	5	333.33		1.1	3.2	5

Notes:
Analysis methods listed are accurate for most current sampling event. Previous analysis methods may be different.

[1]Carbon dioxide calculated from alkalinity results. Values for 2003 and 2004 were modified to be consistent with previous years' results.

< = less than reporting limit
µg/L = micrograms per liter
ID = identification number
J = estimated
LOQ = limit of quantification
mg/L = milligrams per liter
Qual = qualifier
RL = reporting limit
RSK = Robert S. Kerr Environmental Research Laboratory
SM = Standard Method
U = nondetect
USEPA = United States Environmental Protection Agency

TABLE E.2.1-78
CORNHUSKER ARMY AMMUNITION PLANT
WELL G0115-NATURAL ATTENUATION PARAMETERS

FIELD ID	G0115					G0115					G0115		
COLLECT DATE	8/4/2016					8/6/2015					8/11/2014		
	Result	Qual	DL	LOD	LOQ	Result	DL	LOD	LOQ	Qual	Result	LOQ	Qual
NATURAL ATTENUATION PARAMETERS													
Ammonia USEPA 350.1 (mg/L)	4.6	0.044	0.1	0.2		5.6	0.044	0.1	0.2		0.94	0.1	
Total Kjeldahl Nitrogen USEPA 351.2 (mg/L)	8.1	0.18	0.5	1		7.1	0.18	0.5	1		3.9	1	
Nitrate/Nitrite USEPA 353.2 (mg/L)	<	0.019	0.05	0.1	U	0.2	0.019	0.05	0.1		0.019	0.1	J
Sulfide SM 9034 (mg/L)	<	0.79	1.9	4	U	0.8	0.79	1.9	4	J	<	4	U
Sulfate USEPA 9056A (mg/L)	98	0.23	0.5	5		54	0.23	2.5	5		11	5	
Dissolved Organic Carbon SM 9060A (mg/L)	14	0.16	0.5	1		19	0.16	0.5	1		99	1	
Alkalinity SM 2320B (mg/L)	760	1.1	3.2	5		730	1.1	3.2	5		620	5	
Methane RSK-175 (µg/L)	23000	0.44	1.6	10		21000	0.44	0.8	10		18000	20	
Carbon Dioxide SM 2320B (mg/L)[1]	337.78	1.1	3.2	5		324.44	1.1	3.2	5		275.6	5	

Notes:
Analysis methods listed are accurate for most current sampling event. Previous analysis methods may be different.

[1]Carbon dioxide calculated from alkalinity results. Values for 2003 and 2004 were modified to be consistent with previous years' results.

< = less than reporting limit
µg/L = micrograms per liter
ID = identification number
J = estimated
LOQ = limit of quantification
mg/L = milligrams per liter
Qual = qualifier
RL = reporting limit
RSK = Robert S. Kerr Environmental Research Laboratory
SM = Standard Method
U = nondetect
USEPA = United States Environmental Protection Agency

TABLE E.2.1-79
CORNHUSKER ARMY AMMUNITION PLANT
WELL G0116-NATURAL ATTENUATION PARAMETERS

FIELD ID	G0116					G0116					G0116					G0116					G0116					G0116				
COLLECT DATE	5/13/2022					5/22/2021					6/12/2020					6/6/2019					3/15/2018					3/25/2017				
	Result	Qual	DL	LOD	LOQ	Result	Qual	DL	LOD	LOQ	Result	Qual	DL	LOD	LOQ	Result	Qual	DL	LOD	LOQ	Result	Qual	DL	LOD	LOQ	Result	Qual	DL	LOD	LOQ
NATURAL ATTENUATION PARAMETERS																														
Ammonia USEPA 350.1 (mg/L)	12		0.29	0.5	1.0	14		0.22	0.5	1.0	15		0.22	0.5	1.0	20		0.22	0.5	1.0	14		0.22	0.5	1	18		0.44	1	2
Total Kjeldahl Nitrogen USEPA 351.2 (mg/L)	14		3.4	4	5	18		2.3	3.3	3	15		1.1	1.7	2	24		3.4	5	5	26		0.6	1.7	3.3	34		0.9	2.5	5
Nitrate/Nitrite USEPA 353.2 (mg/L)	<	U	0.044	0.05	0.1	<	U	0.019	0.05	0.1	<	U	0.019	0.05	0.1	<	U	0.019	0.05	0.1	<	U	0.019	0.05	0.1	<	U	0.019	0.05	0.1
Sulfide SM 9034 (mg/L)	<	U	1.6	2	4	1.6	J	0.79	1.9	4	<	U	0.79	1.9	4	1.6	J	0.79	1.9	4	<	U	0.79	1.9	4	0.8	J	0.79	1.9	4
Sulfate USEPA 9056A (mg/L)	250		5.2	13	25	240		5.2	13	25	250		5.2	15	25	110	J	1	3	5	35		0.23	0.5	5	11		0.23	0.5	5
Dissolved Organic Carbon SM 9060A (mg/L)	17		0.35	0.8	1	16		0.35	0.8	1	23		1.4	4	4	33	J	0.16	0.5	1	47	J	0.16	0.5	1	110		0.46	1.5	2.9
Alkalinity SM 2320B (mg/L)	1000		3.1	6.4	10	1100		3.1	6.4	10	900		3.1	10	10	1000		3.1	10	10	960		1.1	3.2	5	810		1.1	3.2	5
Methane RSK-175 (µg/L)	19000	J	0.63	1.3	5	9900		0.63	2	5	29000	J	3.8	12	30	17000		1.9	6	15	30000		0.65	2.4	15	21000		0.44	1.6	10
Carbon Dioxide SM 2320B (mg/L)[1]	444		3.1	6.4	10	489		3.1	6.4	10	400		3.1	10	10	444		3.1	10	10	426.67		1.1	3.2	5	360		1.1	3.2	5

Notes:
Analysis methods listed are accurate for most current sampling event. Previous analysis methods may be different.

[1]Carbon dioxide calculated from alkalinity results. Values for 2003 and 2004 were modified to be consistent with previous years' results.

< = less than reporting limit
µg/L = micrograms per liter
ID = identification number
J = estimated
LOQ = limit of quantification
mg/L = milligrams per liter
Qual = qualifier
RL = reporting limit
RSK = Robert S. Kerr Environmental Research Laboratory
SM = Standard Method
U = nondetect
USEPA = United States Environmental Protection Agency

TABLE E.2.1-79
CORNHUSKER ARMY AMMUNITION PLANT
WELL G0116-NATURAL ATTENUATION PARAMETERS

FIELD ID	G0116					G0116					G0116		
COLLECT DATE	8/5/2016					8/11/2015					8/13/2014		
	Result	DL	LOD	LOQ	Qual	Result	DL	LOD	LOQ	Qual	Result	LOQ	Qual
NATURAL ATTENUATION PARAMETERS													
Ammonia USEPA 350.1 (mg/L)	42	0.44	1	2		59	0.44	1	2		42	0.1	
Total Kjeldahl Nitrogen USEPA 351.2 (mg/L)	63	1.8	5	10		58	0.22	5	10		130	1	
Nitrate/Nitrite USEPA 353.2 (mg/L)	<	0.019	0.05	0.1	U	<	0.019	0.05	0.1	U	<	0.1	U
Sulfide SM 9034 (mg/L)	<	0.79	1.9	4	U	<	0.79	1.9	4	U	0.8	4	J
Sulfate USEPA 9056A (mg/L)	12	4.6	10	100	J	8.9	0.23	0.5	5		560	100	
Dissolved Organic Carbon SM 9060A (mg/L)	560	1.9	6	12		1200	4	13	26		6900	180	
Alkalinity SM 2320B (mg/L)	680	1.1	3.2	5		660	1.1	3.2	5		930	5	
Methane RSK-175 (µg/L)	13000	0.22	0.8	5		14000	0	0.8	5		9600	5	
Carbon Dioxide SM 2320B (mg/L)[1]	302.22	1.1	3.2	5		293.33	1.1	3.2	5		413.3	5	

Notes:
Analysis methods listed are accurate for most current sampling event. Previous analysis methods may be different.

[1]Carbon dioxide calculated from alkalinity results. Values for 2003 and 2004 were modified to be consistent with previous years' results.

< = less than reporting limit
µg/L = micrograms per liter
ID = identification number
J = estimated
LOQ = limit of quantification
mg/L = milligrams per liter
Qual = qualifier
RL = reporting limit
RSK = Robert S. Kerr Environmental Research Laboratory
SM = Standard Method
U = nondetect
USEPA = United States Environmental Protection Agency

TABLE E.2.1-80
CORNHUSKER ARMY AMMUNITION PLANT
WELL G0117-NATURAL ATTENUATION PARAMETERS

FIELD ID	G0117					G0117					G0117					G0117					G0117					G0117				
COLLECT DATE	5/13/2022					5/22/2021					6/12/2020					6/6/2019					3/14/2018					3/27/2017				
	Result	Qual	DL	LOD	LOQ	Result	Qual	DL	LOD	LOQ	Result	Qual	DL	LOD	LOQ	Result	Qual	DL	LOD	LOQ	Result	Qual	DL	LOD	LOQ	Result	Qual	DL	LOD	LOQ
NATURAL ATTENUATION PARAMETERS																														
Ammonia USEPA 350.1 (mg/L)	6.4		0.058	0.1	0.2	7.3		0.11	0.25	0.5	9.9		0.22	0.5	1.0	14		0.11	0.25	0.5	14		0.22	0.5	1	27		0.44	1	2
Total Kjeldahl Nitrogen USEPA 351.2 (mg/L)	8.7		0.69	0.8	1	8.2		0.69	1	1	9		0.69	1	1	16		3.4	5	5	20		0.6	1.7	3.3	33		0.72	2	4
Nitrate/Nitrite USEPA 353.2 (mg/L)	<	U	0.044	0.05	0.1	<	U	0.019	0.05	0.1	<	U	0.019	0.05	0.1	<	U	0.019	0.05	0.1	<	U	0.019	0.05	0.1	<	U	0.019	0.05	0.1
Sulfide SM 9034 (mg/L)	<	U	1.6	2	4	1.6	J	0.79	1.9	4	<	U	0.79	1.9	4	<	U	0.79	1.9	4	<	U	0.79	1.9	4	<	U	0.79	1.9	4
Sulfate USEPA 9056A (mg/L)	380		5.2	13	25	350		5.2	13	25	400		5.2	15	25	240	J	5.2	15	25	280		2.3	5	50	170		0.23	0.5	5
Dissolved Organic Carbon SM 9060A (mg/L)	10		0.35	0.8	1	11		0.35	0.8	1	13		0.35	1	1	18	J	0.16	0.5	1	21		0.16	0.5	1	27		0.16	0.5	1
Alkalinity SM 2320B (mg/L)	890		3.1	6.4	10	980		3.1	6.4	10	950		3.1	10	10	1000		3.1	10	10	980		1.1	3.2	5	1000		1.1	3.2	5
Methane RSK-175 (µg/L)	17000		0.63	1.3	5	15000		0.63	2	5	28000		3.8	12	30	15000		1.9	6	15	33000		0.65	2.4	15	25000		0.44	1.6	10
Carbon Dioxide SM 2320B (mg/L)[1]	396		3.1	6.4	10	436		3.1	6.4	10	422		3.1	10	10	444		3.1	10	10	435.56		1.1	3.2	5	444.44		1.1	3.2	5

Notes:
Analysis methods listed are accurate for most current sampling event. Previous analysis methods may be different.

[1]Carbon dioxide calculated from alkalinity results. Values for 2003 and 2004 were modified to be consistent with previous years' results.

< = less than reporting limit
µg/L = micrograms per liter
ID = identification number
J = estimated
LOQ = limit of quantification
mg/L = milligrams per liter
Qual = qualifier
RL = reporting limit
RSK = Robert S. Kerr Environmental Research Laboratory
SM = Standard Method
U = nondetect
USEPA = United States Environmental Protection Agency

TABLE E.2.1-80
CORNHUSKER ARMY AMMUNITION PLANT
WELL G0117-NATURAL ATTENUATION PARAMETERS

FIELD ID	G0117					G0117					G0117		
COLLECT DATE	8/10/2016					8/11/2015					8/12/2014		
	Result	DL	LOD	LOQ	Qual	Result	DL	LOD	LOQ	Qual	Result	LOQ	Qual
NATURAL ATTENUATION PARAMETERS													
Ammonia USEPA 350.1 (mg/L)	16	0.11	0.25	0.5		8.5	0.044	0.1	0.2		4.4	0.1	
Total Kjeldahl Nitrogen USEPA 351.2 (mg/L)	19	0.36	1	2		8.3	0.18	0.5	1		6.3	1	
Nitrate/Nitrite USEPA 353.2 (mg/L)	<	0.019	0.05	0.1	U	<	0.019	0.05	0.1	U	0.057	0.1	J
Sulfide SM 9034 (mg/L)	<	0.79	1.9	4	U	<	0.79	1.9	4	U	<	4	U
Sulfate USEPA 9056A (mg/L)	130	0.23	0.5	5		11	0.23	0.5	5		20	5	
Dissolved Organic Carbon SM 9060A (mg/L)	13	0.16	0.5	1		37	0.16	0.5	1		250	6	
Alkalinity SM 2320B (mg/L)	800	1.1	3.2	5		1000	1.1	3.2	5		810	5	
Methane RSK-175 (µg/L)	25000	0.44	1.6	10		10000	0.22	0.8	5		19000	10	
Carbon Dioxide SM 2320B (mg/L)[1]	355.56	1.1	3.2	5		444.44	1.1	3.2	5		360	5	

Notes:
Analysis methods listed are accurate for most current sampling event. Previous analysis methods may be different.

[1]Carbon dioxide calculated from alkalinity results. Values for 2003 and 2004 were modified to be consistent with previous years' results.

< = less than reporting limit
µg/L = micrograms per liter
ID = identification number
J = estimated
LOQ = limit of quantification
mg/L = milligrams per liter
Qual = qualifier
RL = reporting limit
RSK = Robert S. Kerr Environmental Research Laboratory
SM = Standard Method
U = nondetect
USEPA = United States Environmental Protection Agency

TABLE E.2.1-81
CORNHUSKER ARMY AMMUNITION PLANT
WELL G0118-NATURAL ATTENUATION PARAMETERS

FIELD ID	G0118					G0118					G0118					G0118					G0118					G0118				
COLLECT DATE	5/14/2022					5/22/2021					6/14/2020					6/8/2019					3/22/2018					3/29/2017				
	Result	Qual	DL	LOD	LOQ	Result	Qual	DL	LOD	LOQ	Result	Qual	DL	LOD	LOQ	Result	Qual	DL	LOD	LOQ	Result	Qual	DL	LOD	LOQ	Result	Qual	DL	LOD	LOQ
NATURAL ATTENUATION PARAMETERS																														
Ammonia USEPA 350.1 (mg/L)	6.9		0.15	0.25	0.5	8.4		1.1	2.5	5.0	10		0.22	0.5	1.0	9.3		0.11	0.25	0.5	11		0.11	0.25	0.5	14		0.22	0.5	1
Total Kjeldahl Nitrogen USEPA 351.2 (mg/L)	9.7		0.69	0.8	1	13		1.7	2.5	3	16		1.1	1.7	2	19	J	17	25	25	22		0.45	1.3	2.5	19		0.9	2.5	5
Nitrate/Nitrite USEPA 353.2 (mg/L)	<	U	0.044	0.05	0.1	<	U	0.019	0.05	0.1	<	U	0.019	0.05	0.1	<	U	0.019	0.05	0.1	<	U	0.019	0.05	0.1	<	U	0.019	0.05	0.1
Sulfide SM 9034 (mg/L)	<	U	1.6	2	4	<	U	0.79	1.9	4	<	U	0.79	1.9	4	<	U	0.79	1.9	4	<	U	10	10	10	<	U	0.79	1.9	4
Sulfate USEPA 9056A (mg/L)	50	J	1	2.5	5	43		1	2.5	5	<	U	10	30	50	3.2	J	1	3	5	4.4	J	0.23	0.5	5	<	U	0.46	1	10
Dissolved Organic Carbon SM 9060A (mg/L)	18		0.35	0.8	1	22		0.35	0.8	1	44		1.7	5	5	57		0.16	0.5	1	30		0.16	0.5	1	64		0.31	1	2
Alkalinity SM 2320B (mg/L)	610		3.1	6.4	10	770		3.1	6.4	10	850		3.1	10	10	1100	J	3.1	10	10	840		1.1	3.2	5	1100		1.1	3.2	5
Methane RSK-175 (µg/L)	15000		0.63	1.3	5	15000		0.63	2	5	22000		3.8	12	30	8100		1.9	6	15	18000		0.65	2.4	15	19000	J	0.44	1.6	10
Carbon Dioxide SM 2320B (mg/L)[1]	271		3.1	6.4	10	342		3.1	6.4	10	378		3.1	10	10	489		3.1	10	10	373.33		1.1	3.2	5	488.89		1.1	3.2	5

Notes:
Analysis methods listed are accurate for most current sampling event. Previous analysis methods may be different.

[1]Carbon dioxide calculated from alkalinity results. Values for 2003 and 2004 were modified to be consistent with previous years' results.

< = less than reporting limit
µg/L = micrograms per liter
ID = identification number
J = estimated
LOQ = limit of quantification
mg/L = milligrams per liter
Qual = qualifier
RL = reporting limit
RSK = Robert S. Kerr Environmental Research Laboratory
SM = Standard Method
U = nondetect
USEPA = United States Environmental Protection Agency

TABLE E.2.1-81
CORNHUSKER ARMY AMMUNITION PLANT
WELL G0118-NATURAL ATTENUATION PARAMETERS

FIELD ID	G0118					G0118					G0118		
COLLECT DATE	8/16/2016					8/18/2015					12/9/2014		
	Result	DL	LOD	LOQ	Qual	Result	DL	LOD	LOQ	Qual	Result	LOQ	Qual
NATURAL ATTENUATION PARAMETERS													
Ammonia USEPA 350.1 (mg/L)	2.8	0.11	0.25	0.5		0.19	0.022	0.1	0.1		**No Analysis**		
Total Kjeldahl Nitrogen USEPA 351.2 (mg/L)	7.1	0.18	0.5	1		1.6	0.18	0.5	1				
Nitrate/Nitrite USEPA 353.2 (mg/L)	<	0.019	0.05	0.1	U	<	0.019	0.05	0.1	U			
Sulfide SM 9034 (mg/L)	<	0.79	1.9	4	U	<	0.79	1.9	4	U			
Sulfate USEPA 9056A (mg/L)	13	0.23	0.5	5		8.2	0.23	0.5	5				
Dissolved Organic Carbon SM 9060A (mg/L)	26	0.16	0.5	1		49	0.16	0.5	1				
Alkalinity SM 2320B (mg/L)	800	1.1	3.2	5		550	1.1	3.2	5				
Methane RSK-175 (µg/L)	14000	0.22	0.8	5		12000	0.22	0.8	5				
Carbon Dioxide SM 2320B (mg/L)[1]	355.56	1.1	3.2	5		244.44	1.1	3.2	5				

Notes:
Analysis methods listed are accurate for most current sampling event. Previous analysis methods may be different.

[1]Carbon dioxide calculated from alkalinity results. Values for 2003 and 2004 were modified to be consistent with previous years' results.

< = less than reporting limit
µg/L = micrograms per liter
ID = identification number
J = estimated
LOQ = limit of quantification
mg/L = milligrams per liter
Qual = qualifier
RL = reporting limit
RSK = Robert S. Kerr Environmental Research Laboratory
SM = Standard Method
U = nondetect
USEPA = United States Environmental Protection Agency

TABLE E.2.1-82
CORNHUSKER ARMY AMMUNITION PLANT
WELL G0119-NATURAL ATTENUATION PARAMETERS

FIELD ID	G0119					G0119					G0119					G0119					G0119					G0119				
COLLECT DATE	5/19/2022					5/23/2021					6/13/2020					6/7/2019					3/15/2018					3/28/2017				
	Result	Qual	DL	LOD	LOQ	Result	Qual	DL	LOD	LOQ	Result	Qual	DL	LOD	LOQ	Result	Qual	DL	LOD	LOQ	Result	Qual	DL	LOD	LOQ	Result	Qual	DL	LOD	LOQ
NATURAL ATTENUATION PARAMETERS																														
Ammonia USEPA 350.1 (mg/L)	0.56		0.058	0.1	0.2	0.35		0.022	0.05	0.1	0.28		0.022	0.05	0.1	0.35		0.022	0.05	0.1	0.68		0.022	0.05	0.1	2.8		0.022	0.05	0.1
Total Kjeldahl Nitrogen USEPA 351.2 (mg/L)	1.3		0.69	0.8	1	1.1		0.69	1	1	<	U	0.69	1	1	<	U	0.69	1	1	2.3		0.18	0.5	1	3.1	J	0.18	0.5	1
Nitrate/Nitrite USEPA 353.2 (mg/L)	<	U	0.044	0.05	0.1	<	U	0.019	0.05	0.1	<	U	0.019	0.05	0.1	<	U	0.019	0.05	0.1	<	U	0.019	0.05	0.1	<	U	0.019	0.05	0.1
Sulfide SM 9034 (mg/L)	<	U	1.6	2	4	0.8	J	0.79	1.9	4	<	U	0.79	1.9	4	<	U	0.79	1.9	4	<	U	0.79	1.9	4	6.4		0.79	1.9	4
Sulfate USEPA 9056A (mg/L)	740		5.2	13	25	680		10	25	50	700		5.2	15	25	660	J	5.2	15	25	600		2.3	5	50	490		1.2	2.5	25
Dissolved Organic Carbon SM 9060A (mg/L)	5.7		0.35	0.8	1	4.7		0.35	0.8	1	5.4		0.35	1	1	5.2		0.16	0.5	1	5.7		0.16	0.5	1	6.3		0.16	0.5	1
Alkalinity SM 2320B (mg/L)	530		3.1	6.4	10	480		3.1	6.4	10	520		3.1	10	10	520		3.1	10	10	470		1.1	3.2	5	550		1.1	3.2	5
Methane RSK-175 (µg/L)	980		0.63	1.3	5	2100	J	0.63	2	5	10000		1.9	6	15	7100		0.63	2	5	16000		0.44	1.6	10	16000		0.44	1.6	10
Carbon Dioxide SM 2320B (mg/L)[1]	236		3.1	6.4	10	213		3.1	6.4	10	231		3.1	10	10	231		3.1	10	10	208.89		1.1	3.2	5	244.44		1.1	3.2	5

Notes:
Analysis methods listed are accurate for most current sampling event. Previous analysis methods may be different.

[1]Carbon dioxide calculated from alkalinity results. Values for 2003 and 2004 were modified to be consistent with previous years' results.

< = less than reporting limit
µg/L = micrograms per liter
ID = identification number
J = estimated
LOQ = limit of quantification
mg/L = milligrams per liter
Qual = qualifier
RL = reporting limit
RSK = Robert S. Kerr Environmental Research Laboratory
SM = Standard Method
U = nondetect
USEPA = United States Environmental Protection Agency

TABLE E.2.1-82
CORNHUSKER ARMY AMMUNITION PLANT
WELL G0119-NATURAL ATTENUATION PARAMETERS

FIELD ID	G0119					G0119					G0119		
COLLECT DATE	8/10/2016					8/7/2015					12/8/2014		
	Result	DL	LOD	LOQ	Qual	Result	DL	LOD	LOQ	Qual	Result	LOQ	Qual
NATURAL ATTENUATION PARAMETERS													
Ammonia USEPA 350.1 (mg/L)	2.9	0.022	0.05	0.1		0.63	0.022	0.05	0.1	J	**No Analysis**		
Total Kjeldahl Nitrogen USEPA 351.2 (mg/L)	7.3	0.36	1	2		1.1	0.18	0.5	1				
Nitrate/Nitrite USEPA 353.2 (mg/L)	<	0.019	0.05	0.1	U	<	0.019	0.05	0.1	U			
Sulfide SM 9034 (mg/L)	<	0.79	1.9	4	U	<	0.79	1.9	4	U			
Sulfate USEPA 9056A (mg/L)	31	0.23	0.5	5		380	1.2	2.5	25				
Dissolved Organic Carbon SM 9060A (mg/L)	250	0.93	3	6		4.7	0.16	0.5	1				
Alkalinity SM 2320B (mg/L)	910	1.1	3.2	5		380	1.1	3.2	5				
Methane RSK-175 (µg/L)	15000	0.44	1.6	10		9900	0.22	0.8	5				
Carbon Dioxide SM 2320B (mg/L)[1]	404.44	1.1	3.2	5		168.89	1.1	3.2	5				

Notes:
Analysis methods listed are accurate for most current sampling event. Previous analysis methods may be different.

[1]Carbon dioxide calculated from alkalinity results. Values for 2003 and 2004 were modified to be consistent with previous years' results.

< = less than reporting limit
µg/L = micrograms per liter
ID = identification number
J = estimated
LOQ = limit of quantification
mg/L = milligrams per liter
Qual = qualifier
RL = reporting limit
RSK = Robert S. Kerr Environmental Research Laboratory
SM = Standard Method
U = nondetect
USEPA = United States Environmental Protection Agency

TABLE E.2.1-83
CORNHUSKER ARMY AMMUNITION PLANT
WELL G0120-NATURAL ATTENUATION PARAMETERS

FIELD ID	G0120					G0120					G0120					G0120					G0120					G0120				
COLLECT DATE	None.					None.					6/12/2020					6/7/2019					3/14/2018					3/25/2017				
	Result	Qual	DL	LOD	LOQ	Result	Qual	DL	LOD	LOQ	Result	Qual	DL	LOD	LOQ	Result	Qual	DL	LOD	LOQ	Result	Qual	DL	LOD	LOQ	Result	Qual	DL	LOD	LOQ
NATURAL ATTENUATION PARAMETERS																														
Ammonia USEPA 350.1 (mg/L)											16		0.22	0.5	1.0	15		0.11	0.25	0.5	16		0.22	0.5	1	20		0.44	1	2
Total Kjeldahl Nitrogen USEPA 351.2 (mg/L)	**Not Sampled**					**Not Sampled**					15		1.1	1.7	2	17		3.4	5	5	26		0.6	1.7	3.3	27		0.72	2	4
Nitrate/Nitrite USEPA 353.2 (mg/L)	**in 2022**					**in 2021**					<	U	0.019	0.05	0.1	<	UJ	0.019	0.05	0.1	<	U	0.019	0.05	0.1	<	U	0.019	0.05	0.1
Sulfide SM 9034 (mg/L)											<	U	0.79	1.9	4	<	U	0.79	1.9	4	<	U	0.79	1.9	4	0.8	J	0.79	1.9	4
Sulfate USEPA 9056A (mg/L)											260		5.2	15	25	190	J	1	3	5	160		0.23	0.5	5	48		0.23	0.5	5
Dissolved Organic Carbon SM 9060A (mg/L)											25		0.69	2	2	26		0.16	0.5	1	31		0.16	0.5	1	44		0.16	0.5	1
Alkalinity SM 2320B (mg/L)											830		3.1	10	10	970		3.1	10	10	990		1.1	3.2	5	1000		1.1	3.2	5
Methane RSK-175 (µg/L)											26000		3.8	12	30	13000		1.9	6	15	24000	J	0.65	2.4	15	23000		0.44	1.6	10
Carbon Dioxide SM 2320B (mg/L)[1]											369		3.1	10	10	431		3.1	10	10	440		1.1	3.2	5	444.44		1.1	3.2	5

Notes:
Analysis methods listed are accurate for most current sampling event. Previous analysis methods may be different.

[1]Carbon dioxide calculated from alkalinity results. Values for 2003 and 2004 were modified to be consistent with previous years' results.

< = less than reporting limit
µg/L = micrograms per liter
ID = identification number
J = estimated
LOQ = limit of quantification
mg/L = milligrams per liter
Qual = qualifier
RL = reporting limit
RSK = Robert S. Kerr Environmental Research Laboratory
SM = Standard Method
U = nondetect
USEPA = United States Environmental Protection Agency

TABLE E.2.1-83
CORNHUSKER ARMY AMMUNITION PLANT
WELL G0120-NATURAL ATTENUATION PARAMETERS

FIELD ID	G0120					G0120					G0120		
COLLECT DATE	8/9/2016					8/11/2015					12/8/2014		
	Result	DL	LOD	LOQ	Qual	Result	DL	LOD	LOQ	Qual	Result	LOQ	Qual
NATURAL ATTENUATION PARAMETERS													
Ammonia USEPA 350.1 (mg/L)	20	0.22	0.5	1		21	0.22	0.5	1				
Total Kjeldahl Nitrogen USEPA 351.2 (mg/L)	23	0.9	2.5	5		19	0.9	2.5	5		**No Analysis**		
Nitrate/Nitrite USEPA 353.2 (mg/L)	<	0.019	0.05	0.1	U	<	0.019	0.05	0.1	U			
Sulfide SM 9034 (mg/L)	<	0.79	1.9	4	U	<	0.79	1.9	4	U			
Sulfate USEPA 9056A (mg/L)	110	0.23	0.5	5		36	0.23	0.5	5				
Dissolved Organic Carbon SM 9060A (mg/L)	31	0.16	0.5	1		96	0.39	1.3	2.5				
Alkalinity SM 2320B (mg/L)	1000	1.1	3.2	5		1100	1.1	3.2	5				
Methane RSK-175 (µg/L)	21000	0.44	1.6	10		18000	0.44	1.6	10				
Carbon Dioxide SM 2320B (mg/L)[1]	444.44	1.1	3.2	5		488.89	1.1	3.2	5				

Notes:
Analysis methods listed are accurate for most current sampling event. Previous analysis methods may be different.

[1]Carbon dioxide calculated from alkalinity results. Values for 2003 and 2004 were modified to be consistent with previous years' results.

< = less than reporting limit
µg/L = micrograms per liter
ID = identification number
J = estimated
LOQ = limit of quantification
mg/L = milligrams per liter
Qual = qualifier
RL = reporting limit
RSK = Robert S. Kerr Environmental Research Laboratory
SM = Standard Method
U = nondetect
USEPA = United States Environmental Protection Agency

TABLE E.2.1-84
CORNHUSKER ARMY AMMUNITION PLANT
WELL G0121-NATURAL ATTENUATION PARAMETERS

FIELD ID	G0121					G0121					G0121					G0121					G0121					G0121					G0121				
COLLECT DATE	5/19/2022					5/24/2021					6/13/2020					6/7/2019					3/22/2018					3/30/2017					11/30/2016				
	Result	Qual	DL	LOD	LOQ	Result	Qual	DL	LOD	LOQ	Result	Qual	DL	LOD	LOQ	Result	Qual	DL	LOD	LOQ	Result	Qual	DL	LOD	LOQ	Result	Qual	DL	LOD	LOQ	Result	DL	LOD	LOQ	Qual
NATURAL ATTENUATION PARAMETERS																																		
Ammonia USEPA 350.1 (mg/L)	8.6		0.58	1	2.0	24		4.4	10	20.0	3.7		0.022	0.05	0.1	3		0.022	0.05	0.1	2.6		0.022	0.05	0.1	4.3		0.022	0.05	0.1					
Total Kjeldahl Nitrogen USEPA 351.2 (mg/L)	14		3.4	4	5	44		3.4	5	5	4.4		0.69	1	1	2.4		0.69	1	1	5.8		0.45	1.3	2.5	9.1		0.36	1	2	**No Analysis**				
Nitrate/Nitrite USEPA 353.2 (mg/L)	<	U	0.044	0.05	0.1	0.054	J	0.019	0.05	0.1	0.4		0.019	0.05	0.1	0.21		0.019	0.05	0.1	0.17		0.019	0.05	0.1	0.31		0.019	0.05	0.1					
Sulfide SM 9034 (mg/L)	2.4	J	1.6	2	4	4.8		0.79	1.9	4	<	U	0.79	1.9	4	<	U	0.79	1.9	4	<	U	10	10	10	<	U	0.79	1.9	4					
Sulfate USEPA 9056A (mg/L)	290		5.2	13	25	45		5.2	13	25	570		5.2	15	25	500	J	5.2	15	25	400		1.2	2.5	25	42	J	0.23	0.5	5					
Dissolved Organic Carbon SM 9060A (mg/L)	29		0.35	0.8	1	650		6.6	15	19	8		0.35	1	1	8.1		0.16	0.5	1	12		0.16	0.5	1	59	J	0.31	1	2					
Alkalinity SM 2320B (mg/L)	640		3.1	6.4	10	660		3.1	6.4	10	500		3.1	10	10	540		3.1	10	10	630		1.1	3.2	5	860		1.1	3.2	5					
Methane RSK-175 (µg/L)	19000	J	1.3	2.6	10	10000		0.63	2	5	10000		0.63	2	5	8600		1.9	6	15	20000		0.65	2.4	15	20000		0.44	1.6	10					
Carbon Dioxide SM 2320B (mg/L)[1]	284		3.1	6.4	10	293		3.1	6.4	10	222		3.1	10	10	240		3.1	10	10	280		1.1	3.2	5	382.22		1.1	3.2	5					

Notes:
Analysis methods listed are accurate for most current sampling event. Previous analysis methods may be different.

[1]Carbon dioxide calculated from alkalinity results. Values for 2003 and 2004 were modified to be consistent with previous years' results.

< = less than reporting limit
µg/L = micrograms per liter
ID = identification number
J = estimated
LOQ = limit of quantification
mg/L = milligrams per liter
Qual = qualifier
RL = reporting limit
RSK = Robert S. Kerr Environmental Research Laboratory
SM = Standard Method
U = nondetect
USEPA = United States Environmental Protection Agency

TABLE E.2.1-85
CORNHUSKER ARMY AMMUNITION PLANT
WELL G0122-NATURAL ATTENUATION PARAMETERS

FIELD ID	G0122					G0122					G0122				
COLLECT DATE	5/19/2022					5/23/2021					6/16/2020				
	Result	Qual	DL	LOD	LOQ	Result	Qual	DL	LOD	LOQ	Result	Qual	DL	LOD	LOQ
NATURAL ATTENUATION PARAMETERS															
Ammonia USEPA 350.1 (mg/L)	4.7		0.029	0.05	0.1	3.3		0.22	0.5	1.0	1.9		0.022	0.05	0.1
Total Kjeldahl Nitrogen USEPA 351.2 (mg/L)	6.4		0.69	0.8	1	5.6		0.69	1	1	3		0.69	1	1
Nitrate/Nitrite USEPA 353.2 (mg/L)	<	U	0.044	0.05	0.1	0.68		0.019	0.05	0.1	0.82		0.019	0.05	0.1
Sulfide SM 9034 (mg/L)	<	U	1.6	2	4	4.8		0.79	1.9	4	<	U	0.79	1.9	4
Sulfate USEPA 9056A (mg/L)	690		5.2	13	25	360		5.2	13	25	700		5.2	15	25
Dissolved Organic Carbon SM 9060A (mg/L)	14		0.35	0.8	1	32		0.35	0.8	1	7		0.35	1	1
Alkalinity SM 2320B (mg/L)	740		3.1	6.4	10	1100		3.1	6.4	10	580		3.1	10	10
Methane RSK-175 (µg/L)	18000		0.63	1.3	5	11000		0.63	2	5	8500		0.63	2	5
Carbon Dioxide SM 2320B (mg/L)[1]	329		3.1	6.4	10	489		3.1	6.4	10	258		3.1	10	10

Notes:
Analysis methods listed are accurate for most current sampling event. Previous analysis methods may be different.

[1]Carbon dioxide calculated from alkalinity results. Values for 2003 and 2004 were modified to be consistent with previous years' results.

< = less than reporting limit
µg/L = micrograms per liter
ID = identification number
J = estimated
LOQ = limit of quantification
mg/L = milligrams per liter
Qual = qualifier
RL = reporting limit
RSK = Robert S. Kerr Environmental Research Laboratory
SM = Standard Method
U = nondetect
USEPA = United States Environmental Protection Agency

TABLE E.2.1-86
CORNHUSKER ARMY AMMUNITION PLANT
WELL G0123-NATURAL ATTENUATION PARAMETERS

FIELD ID	G0123					G0123					G0123				
COLLECT DATE	5/19/2022					5/24/2021					6/16/2020				
	Result	Qual	DL	LOD	LOQ	Result	Qual	DL	LOD	LOQ	Result	Qual	DL	LOD	LOQ
NATURAL ATTENUATION PARAMETERS															
Ammonia USEPA 350.1 (mg/L)	1.2		0.029	0.05	0.1	1.9	J	0.022	0.05	0.1	0.24		0.022	0.05	0.1
Total Kjeldahl Nitrogen USEPA 351.2 (mg/L)	2.4		0.69	0.8	1	3.5	J	0.69	1	1	0.84	J	0.69	1	1
Nitrate/Nitrite USEPA 353.2 (mg/L)	<	U	0.044	0.05	0.1	<	UJ	0.019	0.05	0.1	0.31		0.019	0.05	0.1
Sulfide SM 9034 (mg/L)	<	U	1.6	2	4	<	UJ	0.79	1.9	4	<	U	0.79	1.9	4
Sulfate USEPA 9056A (mg/L)	410		5.2	13	25	230	J	5.2	13	25	490		5.2	15	25
Dissolved Organic Carbon SM 9060A (mg/L)	6.5		0.35	0.8	1	9.4	J	0.35	0.8	1	5.6		0.35	1	1
Alkalinity SM 2320B (mg/L)	620		3.1	6.4	10	760	J	3.1	6.4	10	520		3.1	10	10
Methane RSK-175 (µg/L)	18000		0.63	1.3	5	18000	J	0.63	2	5	15000		0.63	2	5
Carbon Dioxide SM 2320B (mg/L)[1]	276		3.1	6.4	10	338	J	3.1	6.4	10	231		3.1	10	10

Notes:
Analysis methods listed are accurate for most current sampling event. Previous analysis methods may be different.

[1]Carbon dioxide calculated from alkalinity results. Values for 2003 and 2004 were modified to be consistent with previous years' results.

< = less than reporting limit
µg/L = micrograms per liter
ID = identification number
J = estimated
LOQ = limit of quantification
mg/L = milligrams per liter
Qual = qualifier
RL = reporting limit
RSK = Robert S. Kerr Environmental Research Laboratory
SM = Standard Method
U = nondetect
USEPA = United States Environmental Protection Agency

E.2 Natural Attenuation Parameters

E.2.2 OU1 ON-POST PZ WELLS

WELL	TABLE
PZ001	E.2.2-1
PZ004	E.2.2-2
PZ005	E.2.2-3
PZ006	E.2.2-4
PZ007	E.2.2-5
PZ008	E.2.2-6
PZ009	E.2.2-7
PZ010	E.2.2-8
PZ011	E.2.2-9
PZ012	E.2.2-10
PZ013	E.2.2-11
PZ014	E.2.2-12
PZ015	E.2.2-13
PZ016	E.2.2-14
PZ017/PZ017R	E.2.2-15
PZ018	E.2.2-16
PZ019	E.2.2-17
PZ020	E.2.2-18

TABLE E.2.2-1
CORNHUSKER ARMY AMMUNITION PLANT
PIEZOMETER PZ001-NATURAL ATTENUATION PARAMETERS

FIELD ID	PZ001					PZ001					PZ001					PZ001					PZ001					PZ001				
COLLECT DATE	5/16/2022					5/24/2021					6/10/2020					6/4/2019					3/19/2018					3/24/2017				
	Result	Qual	DL	LOD	LOQ	Result	Qual	DL	LOD	LOQ	Result	Qual	DL	LOD	LOQ	Result	Qual	DL	LOD	LOQ	Result	Qual	DL	LOD	LOQ	Result	Qual	DL	LOD	LOQ
NATURAL ATTENUATION PARAMETERS																														
Ammonia USEPA 350.1 (mg/L)	<	U	0.029	0.05	0.1	<	U	0.022	0.05	0.1	0.029	J	0.022	0.05	0.1	0.026	J	0.022	0.05	0.1	0.03	J	0.02	0.05	0.1	0.25	J	0.022	0.05	0.1
Total Kjeldahl Nitrogen USEPA 351.2 (mg/L)	<	UJ	0.69	0.8	1	0.85	J	0.69	1	1	0.74	J	0.69	1	1	<	UJ	0.69	1	1	0.61	J	0.18	0.5	1	<		0.36	1	2
Nitrate/Nitrite USEPA 353.2 (mg/L)	<	U	0.044	0.05	0.1	0.059	J	0.019	0.05	0.1	1.4	J	0.019	0.05	0.1	0.82	J	0.019	0.05	0.1	1.6		0.02	0.05	0.1	1.9		0.019	0.05	0.1
Sulfide SM 9034 (mg/L)	<	UJ	1.6	2	4	2.4	J	0.79	1.9	4	<	U	0.79	1.9	4	<	U	0.79	1.9	4	<	U	0.79	1.9	4	<	U	0.79	1.9	4
Sulfate USEPA 9056A (mg/L)	1300		10	25	50	1300	J	10	25	50	980		10	30	50	1200		10	30	50	1100		4.6	10	100	1000	J	0.23	0.5	5
Dissolved Organic Carbon SM 9060A (mg/L)	6.7		0.35	0.8	1	6.6		0.35	0.8	1	5.6		0.35	1	1	6.2		0.16	0.5	1	6.7		0.16	0.5	1	6.3		0.31	1	2
Alkalinity SM 2320B (mg/L)	510		3.1	6.4	10	520		3.1	6.4	10	500		3.1	10	10	550		3.1	10	10	530		1.1	3.2	5	560		1.1	3.2	5
Methane RSK-175 (µg/L)	<	U	0.63	1.3	5	<	U	0.63	2	5	<	U	0.63	2	5	1.6	J	0.63	2	5	7.8	J	0.22	0.8	5	13		0.44	1.6	10
Carbon Dioxide SM 2320B (mg/L)[1]	227		3.1	6.4	10	231		3.1	6.4	10	222		3.1	10	10	244		3.1	10	10	236		1.1	3.2	5	249		1.1	3.2	5

Notes:
Analysis methods listed are accurate for most current sampling event. Previous analysis methods may be different.

[1]Carbon dioxide calculated from alkalinity results. Values for 2003 and 2004 were modified to be consistent with previous years' results.

< = less than reporting limit
µg/L = micrograms per liter
ID = identification number
J = estimated
LOQ = limit of quantification
mg/L = milligrams per liter
Qual = qualifier
RL = reporting limit
RSK = Robert S. Kerr Environmental Research Laboratory
SM = Standard Method
U = nondetect
USEPA = United States Environmental Protection Agency

TABLE E.2.2-1
CORNHUSKER ARMY AMMUNITION PLANT
PIEZOMETER PZ001-NATURAL ATTENUATION PARAMETERS

FIELD ID	PZ001					PZ001					PZ001			PZ001			PZ001			PZ001			PZ001			PZ001			PZ001		
COLLECT DATE	8/4/2016					8/5/2015					8/18/2014			3/11/2013			3/5/2012			3/7/2011			3/2/2010			3/9/2009				
	Result	DL	LOD	LOQ	Qual	Result	DL	LOD	LOQ	Qual	Result	LOQ	Qual	Result	RL	Qual	Result	RL	Qual	Result	RL	Qual	Result	RL	Qual	Result	RL	Qual		
NATURAL ATTENUATION PARAMETERS																														
Ammonia USEPA 350.1 (mg/L)	0.032	0.022	0.05	0.1	J	0.059	0.022	0.050	0.10	J	0.084	0.1	J	0.058	0.25	UJ	<	0.25	UJ	<	0.25	UJ	0.091	0.1	J	0.093	0.05			
Total Kjeldahl Nitrogen USEPA 351.2 (mg/L)	0.27	0.18	0.5	1	J	0.33	0.18	0.50	1.0	J	0.37	1	J	0.302	1	UJ	<	1	UJ	0.475	1	J	0.44	1	J	<	1	U		
Nitrate/Nitrite USEPA 353.2 (mg/L)	2.1	0.019	0.05	0.1		6.2	0.038	0.050	0.20		1.2	0.1		0.3	0.1		1.4	0.1		0.081	0.1	J	1.8	0.1		0.6	0.05			
Sulfide SM 9034 (mg/L)	<	0.79	1.9	4	U	<	0.79	1.9	4.0	U	<	4	U	0.2	2	J	0.4	2	J	0.2	2	J	<	4	U	<	1	U		
Sulfate USEPA 9056A (mg/L)	1100	2.3	5	50	J	1000	2.3	5.0	50		1300	250		911	25		890	25		1050	50		810	100		730	50			
Dissolved Organic Carbon SM 9060A (mg/L)	6.3	0.16	0.5	1		6.3	0.16	0.5	1.0		7.0	1		6.1	1		5.3	1		6.4	1		5	1		5.3	1			
Alkalinity SM 2320B (mg/L)	560	1.1	3.2	5		550	1.1	3.2	5.0		500	5		510	1.25		470	1.25		455	1		470	5		470	20			
Methane RSK-175 (µg/L)	75	0.22	0.8	5		55	0.22	0.80	5.0	J	150	5	J	72	5		100	5		230	5		220	5		8.7	0.31			
Carbon Dioxide SM 2320B (mg/L)[1]	249	1.1	3.2	5		244	1.1	3.2	5.0		222	5		227	1.25		209	1.25		202	0.4		210	2.2		210	0.22			

Notes:
Analysis methods listed are accurate for most current sampling event. Previous analysis methods may be different.

[1]Carbon dioxide calculated from alkalinity results. Values for 2003 and 2004 were modified to be consistent with previous years' results.

< = less than reporting limit
µg/L = micrograms per liter
ID = identification number
J = estimated
LOQ = limit of quantification
mg/L = milligrams per liter
Qual = qualifier
RL = reporting limit
RSK = Robert S. Kerr Environmental Research Laboratory
SM = Standard Method
U = nondetect
USEPA = United States Environmental Protection Agency

TABLE E.2.2-1
CORNHUSKER ARMY AMMUNITION PLANT
PIEZOMETER PZ001-NATURAL ATTENUATION PARAMETERS

FIELD ID	PZ001			PZ001			PZ001			PZ001			PZ001			PZ001			PZ001			PZ001			PZ001			PZ001			PZ001		
COLLECT DATE	3/17/2008			3/14/2007			3/27/2006			3/22/2005			3/23/2004			3/20/2003			3/22/2002			3/28/2001			3/15/2000			3/31/1999		
	Result	RL	Qual	Result	RL	Qual	Result	RL	Qual	Result	RL	Qual	Result	RL	Qual	Result	RL	Qual	Result	RL	Qual	Result	RL	Qual	Result	RL	Qual	Result	RL	Qual
NATURAL ATTENUATION PARAMETERS																														
Ammonia USEPA 350.1 (mg/L)	0.26	0.05		0.14	0.05		<	0.05	U	<	0.05	U	<	0.2	U	<	0.2	U	0.13	0.20	J	<	0.1	U	<	0.1	U	<	0.1	U
Total Kjeldahl Nitrogen USEPA 351.2 (mg/L)	1	1		<	1	U	<	1	U	<	1	U	<	0.68	U	<	0.31	U	0.31	0.40	J	0.332	0.1		0.577	0.1		0.491	0.1	
Nitrate/Nitrite USEPA 353.2 (mg/L)	1.7	0.05		2	1	J	0.67	0.05		1.2	0.05		0.79	0.1		1.1	0.1		2.0	0.10		1.7	0.5		1.01	1		<	1	U
Sulfide SM 9034 (mg/L)	<	1	U	<	1	U	<	1	U	<	2	U	<	1	U	<	1	U	<	1.0	U	<	1	U	<	1	U	<	1	U
Sulfate USEPA 9056A (mg/L)	530	100	J	630	50		470	50		580	50		610	40		670	25		640	25		633	50		626	5		703	10	
Dissolved Organic Carbon SM 9060A (mg/L)	7.2	1		4.5	1		4.9	1		5.3	1		5.3	1		5.1	1		5.2	1.0		10.6	10		6.50	5		<	5	U
Alkalinity SM 2320B (mg/L)	600	4		500	8		490	8		490	8		450	5		460	5		450	5.0		428	5		497	5		452	5	
Methane RSK-175 (µg/L)	10	1.7		<	0.87	U	<	0.87	U	0.4	0.87	J	<	2	U	<	2	U	<	2.0	U	0.4	1	J	<	1	U	<	1	U
Carbon Dioxide SM 2320B (mg/L)[1]	264	0.88		220	0.88		210	0.88		220	0.1		198	1		202	1		200	1.0		188	5		219	2.2		199	2.2	

Notes:
Analysis methods listed are accurate for most current sampling event. Previous analysis methods may be different.

[1]Carbon dioxide calculated from alkalinity results. Values for 2003 and 2004 were modified to be consistent with previous years' results.

< = less than reporting limit
µg/L = micrograms per liter
ID = identification number
J = estimated
LOQ = limit of quantification
mg/L = milligrams per liter
Qual = qualifier
RL = reporting limit
RSK = Robert S. Kerr Environmental Research Laboratory
SM = Standard Method
U = nondetect
USEPA = United States Environmental Protection Agency

TABLE E.2.2-2
CORNHUSKER ARMY AMMUNITION PLANT
PIEZOMETER PZ004-NATURAL ATTENUATION PARAMETERS

FIELD ID	PZ004					PZ004					PZ004					PZ004					PZ004					PZ004				
COLLECT DATE	5/16/2022					5/24/2021					6/10/2020					6/4/2019					3/19/2018					3/24/2017				
	Result	Qual	DL	LOD	LOQ	Result	Qual	DL	LOD	LOQ	Result	Qual	DL	LOD	LOQ	Result	Qual	DL	LOD	LOQ	Result	Qual	DL	LOD	LOQ	Result	Qual	DL	LOD	LOQ
NATURAL ATTENUATION PARAMETERS																														
Ammonia USEPA 350.1 (mg/L)	0.099	J	0.029	0.05	0.1	<	U	0.022	0.05	0.1	0.049	J	0.22	0.05	0.1	0.085	J	0.022	0.05	0.1	0.07	J	0.02	0.05	0.1	0.08	J	0.022	0.05	0.1
Total Kjeldahl Nitrogen USEPA 351.2 (mg/L)	<	U	0.69	0.8	1	0.81	J	0.69	1	1	<	U	0.69	1	1	<	U	0.69	1	1	<	U	0.18	0.5	1	<	U	0.18	0.5	1
Nitrate/Nitrite USEPA 353.2 (mg/L)	0.08	J	0.044	0.05	0.1	1.4		0.019	0.05	0.1	0.39		0.019	0.05	0.1	0.94	J	0.019	0.05	0.1	<	U	0.02	0.05	0.1	1.3		0.019	0.05	0.1
Sulfide SM 9034 (mg/L)	<	U	1.6	2	4	0.8	J	0.79	1.9	4	<	U	0.79	1.9	4	<	U	0.79	1.9	4	<	U	0.79	1.9	4	<	U	0.79	1.9	4
Sulfate USEPA 9056A (mg/L)	1200		10	25	50	1200		10	25	50	970		10	30	50	1100		10	30	50	1100		2.3	5	50	930		2.3	5	50
Dissolved Organic Carbon SM 9060A (mg/L)	7.2		0.35	0.8	1	6.2		0.35	0.8	1	5.4		0.35	1	1	6.2		0.16	0.5	1	6.7		0.16	0.5	1	5.8		0.16	0.5	1
Alkalinity SM 2320B (mg/L)	430		3.1	6.4	10	510		3.1	6.4	10	490		3.1	10	10	550		3.1	10	10	500		1.1	3.2	5	510		1.1	3.2	5
Methane RSK-175 (µg/L)	<	U	0.63	1.3	5	1	J	0.63	2	5	10		0.63	2	5	0.84	J	0.63	2	5	16	J	0.22	0.8	5	94		0.22	0.8	5
Carbon Dioxide SM 2320B (mg/L)[1]	191		3.1	6.4	10	227		3.1	6.4	10	218		3.1	10	10	244		3.1	10	10	222		1.1	3.2	5	227		1.1	3.2	5

Notes:
Analysis methods listed are accurate for most current sampling event. Previous analysis methods may be different.

[1]Carbon dioxide calculated from alkalinity results. Values for 2003 and 2004 were modified to be consistent with previous years' results.

< = less than reporting limit
µg/L = micrograms per liter
ID = identification number
J = estimated
LOQ = limit of quantification
mg/L = milligrams per liter
Qual = qualifier
RL = reporting limit
RSK = Robert S. Kerr Environmental Research Laboratory
SM = Standard Method
U = nondetect
USEPA = United States Environmental Protection Agency

TABLE E.2.2-2
CORNHUSKER ARMY AMMUNITION PLANT
PIEZOMETER PZ004-NATURAL ATTENUATION PARAMETERS

FIELD ID	PZ004					PZ004					PZ004			PZ004			PZ004			PZ004			PZ004			PZ004			PZ004		
COLLECT DATE	8/4/2016					8/5/2015					8/18/2014			3/11/2013			3/5/2012			3/7/2011			3/2/2010			3/9/2009			3/17/2008		
	Result	DL	LOD	LOQ	Qual	Result	DL	LOD	LOQ	Qual	Result	LOQ	Qual	Result	RL	Qual	Result	RL	Qual	Result	RL	Qual	Result	RL	Qual	Result	RL	Qual	Result	RL	Qual
NATURAL ATTENUATION PARAMETERS																															
Ammonia USEPA 350.1 (mg/L)	0.076	0.022	0.05	0.1	J	0.076	0.022	0.050	0.10	J	0.15	0.1		0.663	0.25	UJ	<	0.25	UJ	<	0.25	UJ	0.071	0.1	J	<	0.05	U	0.33	0.05	
Total Kjeldahl Nitrogen USEPA 351.2 (mg/L)	0.19	0.18	0.5	1	J	0.59	0.18	0.50	1.0	J	<	1	U	0.636	1	UJ	<	1	UJ	0.403	1	J	0.34	1	J	<	1	U	<	1	U
Nitrate/Nitrite USEPA 353.2 (mg/L)	0.57	0.019	0.05	0.1		0.88	0.019	0.050	0.10		1.0	0.1		1.3	0.1		1.4	0.1		0.047	0.1	J	0.069	0.1	J	<	0.05	U	<	0.05	U
Sulfide SM 9034 (mg/L)	<	0.79	1.9	4	U	<	0.79	1.9	4.0	U	<	4	U	0.2	2	J	0.4	2	J	0.2	2	J	<	4	U	<	1	U	<	1	U
Sulfate USEPA 9056A (mg/L)	960	2.3	5	50		870	2.3	5.0	50		970	25		778	25		879	25		826	25		820	100		420	50		760	100	
Dissolved Organic Carbon SM 9060A (mg/L)	6.2	0.16	0.5	1		5.6	0.16	0.50	1.0		5.7	1		5.5	1		5.3	1		5.6	1		5.5	1		4.9	1		5.7	1	
Alkalinity SM 2320B (mg/L)	550	1.1	3.2	5		500	1.1	5.0	5.0		490	5		470	1.25		475	1.25		565	1		490	5		460	20		450	4	
Methane RSK-175 (µg/L)	160	0.22	0.8	5		37	0.22	0.80	5.0	J	250	5		51	5		100	5		48	5		67	5		5.4	0.31		<	1.7	U
Carbon Dioxide SM 2320B (mg/L)[1]	244	1.1	3.2	5		222	1.1	3.2	5.0		218	5		209	1.25		211	1.25		251	0.4		220	2.2		200	0.22		198	0.88	

Notes:
Analysis methods listed are accurate for most current sampling event. Previous analysis methods may be different.

[1]Carbon dioxide calculated from alkalinity results. Values for 2003 and 2004 were modified to be consistent with previous years' results.

< = less than reporting limit
µg/L = micrograms per liter
ID = identification number
J = estimated
LOQ = limit of quantification
mg/L = milligrams per liter
Qual = qualifier
RL = reporting limit
RSK = Robert S. Kerr Environmental Research Laboratory
SM = Standard Method
U = nondetect
USEPA = United States Environmental Protection Agency

TABLE E.2.2-2
CORNHUSKER ARMY AMMUNITION PLANT
PIEZOMETER PZ004-NATURAL ATTENUATION PARAMETERS

FIELD ID	PZ004			PZ004			PZ004			PZ004			PZ004			PZ004			PZ004			PZ004			PZ004			PZ004		
COLLECT DATE	3/14/2007			3/27/2006			3/22/2005			3/23/2004			3/20/2003			3/22/2002			3/30/2001			3/15/2000			3/31/1999					
	Result	RL	Qual	Result	RL	Qual	Result	RL	Qual	Result	RL	Qual	Result	RL	Qual	Result	RL	Qual	Result	RL	Qual	Result	RL	Qual	Result	RL	Qual			
NATURAL ATTENUATION PARAMETERS																														
Ammonia USEPA 350.1 (mg/L)	0.094	0.05		0.054	0.05		0.14	0.05		<	0.22	U	0.14	0.2	J	0.19	0.20	J	0.19	0.1		0.113	0.1		<	0.1	U			
Total Kjeldahl Nitrogen USEPA 351.2 (mg/L)	<	1	U	<	1	U	<	1	U	<	0.64	U	<	0.39	U	0.45	0.20		0.425	0.1		0.668	0.1		0.449	0.1				
Nitrate/Nitrite USEPA 353.2 (mg/L)	0.071	0.05	J	0.19	0.05		0.58	0.05		0.75	0.1		<	0.5	U	0.50	0.10		<	0.5	U	<	1	U	<	1	U			
Sulfide SM 9034 (mg/L)	<	1	U	<	1	U	<	1	U	<	1	U	<	1	U	1.8	1.0		<	1	U	<	1	U	<	1	U			
Sulfate USEPA 9056A (mg/L)	630	50		550	50		540	50		530	20		650	25		660	25		644	50		795	5		766	10				
Dissolved Organic Carbon SM 9060A (mg/L)	4.2	1		4.2	1		4.6	1		4.5	1		4.7	1		4.8	1.0		<	5	U	6.20	5		<	5	U			
Alkalinity SM 2320B (mg/L)	460	8		430	8		440	8		440	5		470	5		480	5.0		440	5		442	5		528	5				
Methane RSK-175 (µg/L)	<	0.87	U	<	0.87	U	0.44	0.87	J	<	2	U	<	2	U	<	2.0	U	0.37	1	J	<	1	U	<	1	U			
Carbon Dioxide SM 2320B (mg/L)[1]	200	0.88		190	0.88		190	0.1		194	1		207	1		210	1.0		194	5		194	2.2		232	2.2				

Notes:
Analysis methods listed are accurate for most current sampling event. Previous analysis methods may be different.

[1]Carbon dioxide calculated from alkalinity results. Values for 2003 and 2004 were modified to be consistent with previous years' results.

< = less than reporting limit
µg/L = micrograms per liter
ID = identification number
J = estimated
LOQ = limit of quantification
mg/L = milligrams per liter
Qual = qualifier
RL = reporting limit
RSK = Robert S. Kerr Environmental Research Laboratory
SM = Standard Method
U = nondetect
USEPA = United States Environmental Protection Agency

TABLE E.2.2-3
CORNHUSKER ARMY AMMUNITION PLANT
PIEZOMETER PZ005-NATURAL ATTENUATION PARAMETERS

FIELD ID	PZ005					PZ005					PZ005					PZ005					PZ005					PZ005				
COLLECT DATE	5/17/2022					5/24/2021					6/11/2020					6/5/2019					3/14/2018					3/23/2017				
	Result	Qual	DL	LOD	LOQ	Result	Qual	DL	LOD	LOQ	Result	Qual	DL	LOD	LOQ	Result	Qual	DL	LOD	LOQ	Result	Qual	DL	LOD	LOQ	Result	Qual	DL	LOD	LOQ
NATURAL ATTENUATION PARAMETERS																														
Ammonia USEPA 350.1 (mg/L)	0.037	J	0.029	0.05	0.1	<	U	0.022	0.05	0.1	0.024	J	0.022	0.05	0.1	0.05	J	0.022	0.05	0.1	<	U	0.02	0.05	0.1	<	U	0.022	0.05	0.1
Total Kjeldahl Nitrogen USEPA 351.2 (mg/L)	<	U	0.69	0.8	1	<	U	0.69	1	1	0.81	J	0.69	1	1	<	U	0.69	1	1	<	U	0.18	0.5	1	<	U	0.18	0.5	1
Nitrate/Nitrite USEPA 353.2 (mg/L)	5.9		0.088	0.1	0.2	8.5		0.019	0.05	0.1	11		0.038	0.1	0.2	0.44	J	0.019	0.05	0.1	6		0.02	0.05	0.1	<	U	0.019	0.05	0.1
Sulfide SM 9034 (mg/L)	<	U	1.6	2	4	0.8	J	0.79	1.9	4	<	U	0.79	1.9	4	<	U	0.79	1.9	4	<	U	0.79	1.9	4	<	U	0.79	1.9	4
Sulfate USEPA 9056A (mg/L)	1500		10	25	50	1400		10	25	50	1400		10	30	50	1300		10	30	50	1200		2.3	5	50	880		2.3	5	50
Dissolved Organic Carbon SM 9060A (mg/L)	9.1		0.35	0.8	1	7.7		0.35	0.8	1	8.9		0.35	1	1	5.5		0.16	0.5	1	7.3		0.16	0.5	1	5.1		0.16	0.5	1
Alkalinity SM 2320B (mg/L)	600		3.1	6.4	10	630		3.1	6.4	10	620		3.1	10	10	470		3.1	10	10	590		1.1	3.2	5	560		1.1	3.2	5
Methane RSK-175 (µg/L)	<	U	0.63	1.3	5	<	U	0.63	2	5	<	U	0.63	2	5	0.88	J	0.63	2	5	0.91	J	0.22	0.8	5	0.4	J	0.22	0.8	5
Carbon Dioxide SM 2320B (mg/L)[1]	267		3.1	6.4	10	280		3.1	6.4	10	276		3.1	10	10	209		3.1	10	10	262		1.1	3.2	5	249		1.1	3.2	5

Notes:
Analysis methods listed are accurate for most current sampling event. Previous analysis methods may be different.

[1]Carbon dioxide calculated from alkalinity results. Values for 2003 and 2004 were modified to be consistent with previous years' results.

< = less than reporting limit
µg/L = micrograms per liter
ID = identification number
J = estimated
LOQ = limit of quantification
mg/L = milligrams per liter
Qual = qualifier
RL = reporting limit
RSK = Robert S. Kerr Environmental Research Laboratory
SM = Standard Method
U = nondetect
USEPA = United States Environmental Protection Agency

TABLE E.2.2-3
CORNHUSKER ARMY AMMUNITION PLANT
PIEZOMETER PZ005-NATURAL ATTENUATION PARAMETERS

FIELD ID	PZ005					PZ005					PZ005			PZ005			PZ005			PZ005			PZ005			PZ005			PZ005		
COLLECT DATE	8/8/2016					8/5/2015					8/7/2014			3/8/2013			None			3/13/2008			3/13/2007			3/29/2006			3/18/2005		
	Result	DL	LOD	LOQ	Qual	Result	DL	LOD	LOQ	Qual	Result	LOQ	Qual	Result	RL	Qual	Result	RL	Qual	Result	RL	Qual	Result	RL	Qual	Result	RL	Qual	Result	RL	Qual
NATURAL ATTENUATION PARAMETERS																															
Ammonia USEPA 350.1 (mg/L)	<	0.022	0.05	0.1	U	0.023	0.022	0.050	0.10	J	0.031	0.1	J	1.41	0.25					0.27	0.05		<	0.05	U	<	0.05	U	0.06	0.05	
Total Kjeldahl Nitrogen USEPA 351.2 (mg/L)	<	0.18	0.5	1	U	0.47	0.18	0.50	1.0	J	0.25	1	J	0.946	1	J	**Not Sampled**			1.3	1		<	1	U	<	1	U	1.4	1	
Nitrate/Nitrite USEPA 353.2 (mg/L)	2.7	0.019	0.05	0.1		1.4	0.019	0.050	0.10		0.32	0.1		0.209	0.1		**in 2009, 2010, 2011,**			0.49	0.05		0.5	0.05	J	0.52	0.05		0.31	0.05	
Sulfide SM 9034 (mg/L)	<	0.79	1.9	4	U	<	0.79	1.9	4.0	U	<	4	U	0.2	2	J	**2012**			<	1	U	<	1	U	<	1	U	<	1	U
Sulfate USEPA 9056A (mg/L)	1100	2.3	5	50		710	2.3	5.0	50		370	25		726	25					660	100		540	50		460	50		420	50	
Dissolved Organic Carbon SM 9060A (mg/L)	6.8	0.16	0.5	1		7.1	0.16	0.50	1.0		2.9	1		4.26	1					5	1		3.8	1		4	1		4.5	1	
Alkalinity SM 2320B (mg/L)	570	1.1	3.2	5		530	1.1	3.2	5.0		410	5		391	1.25					380	4		390	8		350	8		360	8	
Methane RSK-175 (µg/L)	<	0.22	0.8	5	U	<	0.22	0.80	5.0	UJ	<	5	U	<	5	U				1	1.7	J	0.86	0.87	J	0.37	0.87	J	0.88	0.87	
Carbon Dioxide SM 2320B (mg/L)[1]	253	1	3.2	5		236	1.1	3.2	5.0		182	5		174	10					167	1.8		170	0.88		150	NRL		160	0.1	

Notes:
Analysis methods listed are accurate for most current sampling event. Previous analysis methods may be different.

[1]Carbon dioxide calculated from alkalinity results. Values for 2003 and 2004 were modified to be consistent with previous years' results.

< = less than reporting limit
µg/L = micrograms per liter
ID = identification number
J = estimated
LOQ = limit of quantification
mg/L = milligrams per liter
Qual = qualifier
RL = reporting limit
RSK = Robert S. Kerr Environmental Research Laboratory
SM = Standard Method
U = nondetect
USEPA = United States Environmental Protection Agency

TABLE E.2.2-3
CORNHUSKER ARMY AMMUNITION PLANT
PIEZOMETER PZ005-NATURAL ATTENUATION PARAMETERS

FIELD ID	PZ005			PZ005			PZ005			PZ005			PZ005			PZ005		
COLLECT DATE	3/23/2004			3/21/2003			3/21/2002			3/28/2001			3/17/2000			3/30/1999		
	Result	RL	Qual	Result	RL	Qual	Result	RL	Qual	Result	RL	Qual	Result	RL	Qual	Result	RL	Qual
NATURAL ATTENUATION PARAMETERS																		
Ammonia USEPA 350.1 (mg/L)	<	0.2	U	<	0.2	U	0.18	0.20	J	<	0.1	U	<	0.1	U	<	0.1	U
Total Kjeldahl Nitrogen USEPA 351.2 (mg/L)	<	0.56	U	<	0.24	U	<	0.54	U	0.416	0.1		0.462	0.1		0.451	0.1	
Nitrate/Nitrite USEPA 353.2 (mg/L)	<	1	U	0.69	0.1		0.85	0.10		<	0.5	U	0.838	1		1.23	1	
Sulfide SM 9034 (mg/L)	<	1	U	1	1		<	1.0	U	<	1	U	<	1	U	<	1	U
Sulfate USEPA 9056A (mg/L)	390	20		460	25		470	25		690	50		549	5		568	5	
Dissolved Organic Carbon SM 9060A (mg/L)	3.7	1		3.9	1		4.9	1.0		<	5	U	8	5		<	5	U
Alkalinity SM 2320B (mg/L)	380	5		430	5		430	5.0		370	5		391	5		415	5	
Methane RSK-175 (µg/L)	<	2	U	<	2	U	<	2.0	U	2.7	1		<	1.2	U	<	2.2	U
Carbon Dioxide SM 2320B (mg/L)[1]	167	1		189	1		190	1.0		163	5		172	2.2		183	2.2	

Notes:
Analysis methods listed are accurate for most current sampling event. Previous analysis methods may be different.

[1]Carbon dioxide calculated from alkalinity results. Values for 2003 and 2004 were modified to be consistent with previous years' results.

< = less than reporting limit
µg/L = micrograms per liter
ID = identification number
J = estimated
LOQ = limit of quantification
mg/L = milligrams per liter
Qual = qualifier
RL = reporting limit
RSK = Robert S. Kerr Environmental Research Laboratory
SM = Standard Method
U = nondetect
USEPA = United States Environmental Protection Agency

TABLE E.2.2-4
CORNHUSKER ARMY AMMUNITION PLANT
PIEZOMETER PZ006-NATURAL ATTENUATION PARAMETERS

FIELD ID	PZ006			PZ006			PZ006			PZ006			PZ006			PZ006			PZ006			PZ006			PZ006			PZ006			PZ006		
COLLECT DATE	None			3/13/2008			3/13/2007			3/29/2006			3/18/2005			3/23/2004			3/20/2003			3/21/2002			3/28/2001			3/17/2000			3/30/1999		
	Result	RL	Qual	Result	RL	Qual	Result	RL	Qual	Result	RL	Qual	Result	RL	Qual	Result	RL	Qual	Result	RL	Qual	Result	RL	Qual	Result	RL	Qual	Result	RL	Qual	Result	RL	Qual
NATURAL ATTENUATION PARAMETERS																																	
Ammonia USEPA 350.1 (mg/L)				0.64	0.05		0.27	0.05		0.17	0.05		0.41	0.05		<	0.35	U	0.25	0.2		0.27	0.20		0.24	0.1		0.181	0.1		0.201	0.1	
Total Kjeldahl Nitrogen USEPA 351.2 (mg/L)	**Abandoned**			1.9	1		<	1	U	<	1	U	1.6	1		<	0.47	U	0.62	0.2		<	0.44	U	0.483	0.1		0.451	0.1		0.791	0.1	
Nitrate/Nitrite USEPA 353.2 (mg/L)	**2009**			0.092	0.05		<	0.05	U	<	0.05	U	<	0.05	U	<	1	U	<	0.5	U	0.94	0.10		<	0.5	U	<	1	U	<	1	U
Sulfide SM 9034 (mg/L)				<	1	U	<	1	U	<	1	U	<	1	U	<	1	U	<	1	U	1.7	1.0		<	1	U	<	1	UJ	<	1	U
Sulfate USEPA 9056A (mg/L)				1000	100		870	50		780	50		700	50		660	40		740	25		540	25		738	50		534	5		665	5	
Dissolved Organic Carbon SM 9060A (mg/L)				<	1	U	4.6	1		4.7	1		4.8	1		4.2	1		4.2	1		4.5	1.0		<	5	U	<	5	U	<	5	U
Alkalinity SM 2320B (mg/L)				380	4		400	8		360	8		370	8		340	5		370	5		420	5.0		348	5		412	5		388	5	
Methane RSK-175 (µg/L)				1.4	1.7	J	3.2	0.87		1.7	0.87		5.3	0.87		<	2	U	<	2	U	<	2.0	U	3.4	1		<	1.5	U	7.16	1	
Carbon Dioxide SM 2320B (mg/L)[1]				167	1.8		180	0.88		160	NRL		160	0.1		150	1		163	1		190	1.0		153	5		181	2.2		171	2.2	

Notes:
Analysis methods listed are accurate for most current sampling event. Previous analysis methods may be different.

[1]Carbon dioxide calculated from alkalinity results. Values for 2003 and 2004 were modified to be consistent with previous years' results.

< = less than reporting limit
µg/L = micrograms per liter
ID = identification number
J = estimated
LOQ = limit of quantification
mg/L = milligrams per liter
Qual = qualifier
RL = reporting limit
RSK = Robert S. Kerr Environmental Research Laboratory
SM = Standard Method
U = nondetect
USEPA = United States Environmental Protection Agency

TABLE E.2.2-5
CORNHUSKER ARMY AMMUNITION PLANT
PIEZOMETER PZ007-NATURAL ATTENUATION PARAMETERS

FIELD ID	PZ007					PZ007					PZ007					PZ007					PZ007					PZ007				
COLLECT DATE	5/13/2022					5/25/2021					6/11/2020					6/5/2019					3/20/2018					3/27/2017				
	Result	Qual	DL	LOD	LOQ	Result	Qual	DL	LOD	LOQ	Result	Qual	DL	LOD	LOQ	Result	Qual	DL	LOD	LOQ	Result	Qual	DL	LOD	LOQ	Result	Qual	DL	LOD	LOQ
NATURAL ATTENUATION PARAMETERS																														
Ammonia USEPA 350.1 (mg/L)	0.074	J	0.029	0.05	0.1	0.035	J	0.022	0.05	0.1	0.042	J	0.022	0.05	0.1	0.077	J	0.022	0.05	0.1	0.11		0.02	0.05	0.1	0.047	J	0.022	0.05	0.1
Total Kjeldahl Nitrogen USEPA 351.2 (mg/L)	<	UJ	0.69	0.8	1	<	UJ	0.69	1	1	0.71	J	0.69	1	1	<	U	0.69	1	1	<	U	0.18	0.5	1	<	U	0.18	0.5	1
Nitrate/Nitrite USEPA 353.2 (mg/L)	0.59		0.044	0.05	0.1	0.8		0.019	0.05	0.1	0.96		0.019	0.05	0.1	0.099	J	0.019	0.05	0.1	<	U	0.02	0.05	0.1	0.42		0.019	0.05	0.1
Sulfide SM 9034 (mg/L)	<	U	1.6	2	4	<	U	0.79	1.9	4	<	UJ	0.79	1.9	4	<	U	0.79	1.9	4	0.8	J	0.79	1.9	4	<	U	0.79	1.9	4
Sulfate USEPA 9056A (mg/L)	850		5.2	13	25	510	J	5.2	13	25	580		5.2	15	25	930		10	30	50	1200	J	2.3	5	50	480		1.2	2.5	25
Dissolved Organic Carbon SM 9060A (mg/L)	4.2		0.35	0.8	1	3.2		0.35	0.8	1	3.1		0.35	1	1	4.7		0.16	0.5	1	5.3		0.16	0.5	1	3.3		0.16	0.5	1
Alkalinity SM 2320B (mg/L)	380		3.1	6.4	10	390		3.1	6.4	10	410		3.1	10	10	430		3.1	10	10	440		1.1	3.2	5	410		1.1	3.2	5
Methane RSK-175 (µg/L)	<	U	0.63	1.3	5	<	U	0.63	2	5	<	U	0.63	2	5	0.7	J	0.63	2	5	1.1	J	0.22	0.8	5	0.51	J	0.22	0.8	5
Carbon Dioxide SM 2320B (mg/L)[1]	169		3.1	6.4	10	173		3.1	6.4	10	182		3.1	10	10	191		3.1	10	10	196		1.1	3.2	5	182		1.1	3.2	5

Notes:
Analysis methods listed are accurate for most current sampling event. Previous analysis methods may be different.

[1]Carbon dioxide calculated from alkalinity results. Values for 2003 and 2004 were modified to be consistent with previous years' results.

< = less than reporting limit
µg/L = micrograms per liter
ID = identification number
J = estimated
LOQ = limit of quantification
mg/L = milligrams per liter
Qual = qualifier
RL = reporting limit
RSK = Robert S. Kerr Environmental Research Laboratory
SM = Standard Method
U = nondetect
USEPA = United States Environmental Protection Agency

TABLE E.2.2-5
CORNHUSKER ARMY AMMUNITION PLANT
PIEZOMETER PZ007-NATURAL ATTENUATION PARAMETERS

FIELD ID	PZ007					PZ007					PZ007			PZ007			PZ007			PZ007			PZ007			PZ007			PZ007			PZ007		
COLLECT DATE	8/4/2016					8/5/2015					8/19/2014			3/12/2013			3/7/2012			3/9/2011			3/12/2010			3/11/2009			3/14/2008					
	Result	DL	LOD	LOQ	Qual	Result	DL	LOD	LOQ	Qual	Result	LOQ	Qual	Result	RL	Qual	Result	RL	Qual	Result	RL	Qual	Result	RL	Qual	Result	RL	Qual	Result	RL	Qual			
NATURAL ATTENUATION PARAMETERS																																		
Ammonia USEPA 350.1 (mg/L)	0.028	0.022	0.05	0.1	J	0.033	0.022	0.050	0.10	J	0.04	0.1	J	0.552	0.25	J	<	0.25	U	<	0.25	UJ	0.04	0.1	J	<	0.05	U	0.23	0.05				
Total Kjeldahl Nitrogen USEPA 351.2 (mg/L)	0.39	0.18	0.5	1	J	0.57	0.18	0.50	1.0	J	<	1	UJ	0.118	1	J	<	1	UJ	0.294	1	J	<	1	U	<	1	U	1.3	1				
Nitrate/Nitrite USEPA 353.2 (mg/L)	0.66	0.019	0.05	0.1		0.54	0.019	0.050	0.10		1.2	0.1	J	0.454	0.1		0.503	0.1		0.29	0.1		0.44	0.1	J	0.63	0.05		<	0.05	U			
Sulfide SM 9034 (mg/L)	<	0.79	1.9	4	U	<	0.79	1.9	4.0	U	<	4	U	<	2	U	0.2	2	J	0.2	2	J	<	4	U	<	1	U	<	1	U			
Sulfate USEPA 9056A (mg/L)	680	2.3	5	50	J	570	2.3	5.0	50		610	50		562	25		587	25		566	25		560	100		770	50		1000	100				
Dissolved Organic Carbon SM 9060A (mg/L)	3.5	0.16	0.5	1		3.4	0.16	0.50	1.0		3.1	1		3.8	1		3.3	1		4.1	1		3.1	1		4.3	1		5.5	1				
Alkalinity SM 2320B (mg/L)	400	1.1	3.2	5		390	1.1	3.2	5.0		390	5		380	1.25		500	1.25		465	1		440	5		410	20		440	4				
Methane RSK-175 (µg/L)	0.41	0.22	0.8	5	J	<	0.22	0.80	5.0	UJ	1.5	5	J	<	5	U	0.98	5	J	<	5	UJ	<	5	U	0.64	0.31		0.88	1.7	J			
Carbon Dioxide SM 2320B (mg/L)[1]	178	1.1	3.2	5		173	1.1	3.2	5.0		173	5		169	10		222	1.25		207	0.4		190	2.2		180	0.22		194	0.88				

Notes:
Analysis methods listed are accurate for most current sampling event. Previous analysis methods may be different.

[1]Carbon dioxide calculated from alkalinity results. Values for 2003 and 2004 were modified to be consistent with previous years' results.

< = less than reporting limit
µg/L = micrograms per liter
ID = identification number
J = estimated
LOQ = limit of quantification
mg/L = milligrams per liter
Qual = qualifier
RL = reporting limit
RSK = Robert S. Kerr Environmental Research Laboratory
SM = Standard Method
U = nondetect
USEPA = United States Environmental Protection Agency

TABLE E.2.2-5
CORNHUSKER ARMY AMMUNITION PLANT
PIEZOMETER PZ007-NATURAL ATTENUATION PARAMETERS

FIELD ID	PZ007			PZ007			PZ007			PZ007			PZ007			PZ007			PZ007			PZ007			PZ007			PZ007		
COLLECT DATE	3/15/2007			3/28/2006			3/17/2005			3/23/2004			3/19/2003			3/26/2002			3/27/2001			3/20/2000			3/30/1999					
	Result	RL	Qual	Result	RL	Qual	Result	RL	Qual	Result	RL	Qual	Result	RL	Qual	Result	RL	Qual	Result	RL	Qual	Result	RL	Qual	Result	RL	Qual			
NATURAL ATTENUATION PARAMETERS																														
Ammonia USEPA 350.1 (mg/L)	<	0.05	U	<	0.05	U	0.07	0.05		<	0.2	U	<	0.2	U	<	0.20	U	<	0.1	U	<	0.1	U	<	0.1	U			
Total Kjeldahl Nitrogen USEPA 351.2 (mg/L)	<	1	U	<	1	U	1.4	1		<	0.4	U	<	0.24	U	0.41	0.40		0.923	0.1		0.385	0.1		0.382	0.1				
Nitrate/Nitrite USEPA 353.2 (mg/L)	<	0.05	U	0.37	0.05		0.67	0.05		0.72	0.1		0.6	0.1		1.2	0.10		0.371	0.5	J	<	1	U	1.01	1				
Sulfide SM 9034 (mg/L)	<	1	U	<	1	U	3	1		<	1	U	1.6	1		<	1.0	U	<	1	U	<	1	U	<	1	U			
Sulfate USEPA 9056A (mg/L)	490	100		480	50		440	50		310	20		350	25		310	25		350	5		323	2		288	5				
Dissolved Organic Carbon SM 9060A (mg/L)	3.8	1		3.3	1		3.4	1		2.7	1		2.7	1		2.8	1.0		<	5	U	<	5	U	5.00	5				
Alkalinity SM 2320B (mg/L)	420	8		390	8		370	8		310	5		330	5		370	5.0		355	5		366	5		384	5				
Methane RSK-175 (µg/L)	<	0.87	U	<	0.87	U	0.49	0.87	J	<	2	U	<	2	U	<	2.0	U	0.93	1	J	<	1	U	<	1	U			
Carbon Dioxide SM 2320B (mg/L)[1]	190	0.88		170	0.88		160	0.1		136	1		145	1		160	1.0		156	5		161	2.2		169	2.2				

Notes:
Analysis methods listed are accurate for most current sampling event. Previous analysis methods may be different.

[1]Carbon dioxide calculated from alkalinity results. Values for 2003 and 2004 were modified to be consistent with previous years' results.

< = less than reporting limit
µg/L = micrograms per liter
ID = identification number
J = estimated
LOQ = limit of quantification
mg/L = milligrams per liter
Qual = qualifier
RL = reporting limit
RSK = Robert S. Kerr Environmental Research Laboratory
SM = Standard Method
U = nondetect
USEPA = United States Environmental Protection Agency

TABLE E.2.2-6
CORNHUSKER ARMY AMMUNITION PLANT
PIEZOMETER PZ008-NATURAL ATTENUATION PARAMETERS

FIELD ID	PZ008			PZ008			PZ008			PZ008			PZ008			PZ008			PZ008			PZ008			PZ008			PZ008			PZ008		
COLLECT DATE	None			3/14/2008			3/15/2007			3/28/2006			3/17/2005			3/23/2004			3/19/2003			3/25/2002			3/27/2001			3/20/2000			3/30/1999		
	Result	RL	Qual	Result	RL	Qual	Result	RL	Qual	Result	RL	Qual	Result	RL	Qual	Result	RL	Qual	Result	RL	Qual	Result	RL	Qual	Result	RL	Qual	Result	RL	Qual	Result	RL	Qual
NATURAL ATTENUATION PARAMETERS																																	
Ammonia USEPA 350.1 (mg/L)				0.22	0.05		<	0.05	U	<	0.05	U	0.06	0.05		<	0.2	U	<	0.2	U	<	0.20	U	<	0.1	U	<	0.1	U	<	0.1	U
Total Kjeldahl Nitrogen USEPA 351.2 (mg/L)	**Abandoned**			<	1	U	<	1	U	<	1	U	1.2	1		<	0.4	U	<	0.2	U	1.1	0.40		0.627	0.1		0.367	0.01		0.822	0.1	
Nitrate/Nitrite USEPA 353.2 (mg/L)	**2009**			0.2	0.05		0.2	0.05		0.66	0.05		0.57	0.05		1.2	0.1		0.61	0.1		1.3	0.10		0.397	0.5	J	<	1	U	<	1	U
Sulfide SM 9034 (mg/L)				<	1	U	<	1	U	<	1	U	<	1	U	<	1	U	1.7	1		<	1.0	U	<	1	U	<	1	U	<	1	U
Sulfate USEPA 9056A (mg/L)				430	100		470	50		240	50		280	50		240	20		270	10		250	10		276	5		229	2		335	5	
Dissolved Organic Carbon SM 9060A (mg/L)				3.7	1		3.3	1		2.6	1		2.5	1		2.2	1		2.4	1		2.8	1.0		5	5		<	5	U	5.90	5	
Alkalinity SM 2320B (mg/L)				410	4		400	8		340	8		320	8		310	5		350	5		350	5.0		342	5		379	5		404	5	
Methane RSK-175 (µg/L)				<	1.7	U	<	0.87	U	<	0.87	U	0.45	0.87	J	<	2	U	<	2	U	<	2.0	U	0.82	1	J	<	1	U	<	1	U
Carbon Dioxide SM 2320B (mg/L)[1]				180	0.88		180	0.88		150	0.88		140	0.1		136	1		154	1		150	1.0		150	5		167	2.2		178	2.2	

Notes:
Analysis methods listed are accurate for most current sampling event. Previous analysis methods may be different.

[1]Carbon dioxide calculated from alkalinity results. Values for 2003 and 2004 were modified to be consistent with previous years' results.

< = less than reporting limit
µg/L = micrograms per liter
ID = identification number
J = estimated
LOQ = limit of quantification
mg/L = milligrams per liter
Qual = qualifier
RL = reporting limit
RSK = Robert S. Kerr Environmental Research Laboratory
SM = Standard Method
U = nondetect
USEPA = United States Environmental Protection Agency

TABLE E.2.2-7
CORNHUSKER ARMY AMMUNITION PLANT
PIEZOMETER PZ009-NATURAL ATTENUATION PARAMETERS

FIELD ID	PZ009					PZ009					PZ009					PZ009					PZ009					PZ009				
COLLECT DATE	5/17/2022					5/22/2021					6/10/2020					6/5/2019					3/15/2018					3/24/2017				
	Result	Qual	DL	LOD	LOQ	Result	Qual	DL	LOD	LOQ	Result	Qual	DL	LOD	LOQ	Result	Qual	DL	LOD	LOQ	Result	Qual	DL	LOD	LOQ	Result	Qual	DL	LOD	LOQ
NATURAL ATTENUATION PARAMETERS																														
Ammonia USEPA 350.1 (mg/L)	<	U	0.029	0.05	0.1	<	U	0.022	0.05	0.1	0.035	J	0.022	0.05	0.1	<	U	0.022	0.05	0.1	<	U	0.02	0.05	0.1	<	U	0.022	0.05	0.1
Total Kjeldahl Nitrogen USEPA 351.2 (mg/L)	<	U	0.69	0.8	1	<	UJ	0.69	1	1	<	U	0.69	1	1	<	U	0.69	1	1	<	U	0.18	0.5	1	<	U	0.18	0.5	1
Nitrate/Nitrite USEPA 353.2 (mg/L)	12		0.22	0.25	0.5	8.1		0.019	0.05	0.1	5.8		0.019	0.05	0.1	4.2		0.019	0.05	0.1	3.6	J	0.02	0.05	0.1	0.8		0.019	0.05	0.1
Sulfide SM 9034 (mg/L)	<	U	1.6	2	4	<	U	0.79	1.9	4	<	U	0.79	1.9	4	<	U	0.79	1.9	4	<	U	0.79	1.9	4	<	U	0.79	1.9	4
Sulfate USEPA 9056A (mg/L)	770		5.2	13	25	740		10	25	50	620		5.2	15	25	530	J	5.2	15	25	460		1.2	2.5	25	370		1.2	2.5	25
Dissolved Organic Carbon SM 9060A (mg/L)	6.8		0.35	0.8	1	5.8		0.35	0.8	1	5.8		0.35	1	1	4.8		0.16	0.5	1	4.8		0.16	0.5	1	4.5		0.16	0.5	1
Alkalinity SM 2320B (mg/L)	520		3.1	6.4	10	520		3.1	6.4	10	500		3.1	10	10	500		3.1	10	10	490		1.1	3.2	5	510		1.1	3.2	5
Methane RSK-175 (µg/L)	<	U	0.63	1.3	5	<	U	0.63	2	5	<	U	0.63	2	5	<	U	0.63	2	5	<	U	0.22	0.8	5	0.42	J	0.22	0.8	5
Carbon Dioxide SM 2320B (mg/L)[1]	231		3.1	6.4	10	231		3.1	6.4	10	222		3.1	10	10	222		3.1	10	10	218		1.1	3.2	5	227		1.1	3.2	5

Notes:
Analysis methods listed are accurate for most current sampling event. Previous analysis methods may be different.

[1]Carbon dioxide calculated from alkalinity results. Values for 2003 and 2004 were modified to be consistent with previous years' results.

< = less than reporting limit
µg/L = micrograms per liter
ID = identification number
J = estimated
LOQ = limit of quantification
mg/L = milligrams per liter
Qual = qualifier
RL = reporting limit
RSK = Robert S. Kerr Environmental Research Laboratory
SM = Standard Method
U = nondetect
USEPA = United States Environmental Protection Agency

TABLE E.2.2-7
CORNHUSKER ARMY AMMUNITION PLANT
PIEZOMETER PZ009-NATURAL ATTENUATION PARAMETERS

FIELD ID	PZ009					PZ009					PZ009			PZ009			PZ009			PZ009			PZ009			PZ009			PZ009		
COLLECT DATE	8/8/2016					8/6/2015					8/13/2014			3/14/2013			3/9/2012			3/10/2011			3/16/2010			3/12/2009			3/17/2008		
	Result	DL	LOD	LOQ	Qual	Result	DL	LOD	LOQ	Qual	Result	LOQ	Qual	Result	RL	Qual	Result	RL	Qual	Result	RL	Qual	Result	RL	Qual	Result	RL	Qual	Result	RL	Qual
NATURAL ATTENUATION PARAMETERS																															
Ammonia USEPA 350.1 (mg/L)	0.039	0.022	0.05	0.1	J	<	0.022	0.050	0.10	U	0.1	0.1		0.477	0.25		<	0.25	UJ	0.334	0.25		0.2	0.1		<	0.05	U	0.16	0.05	
Total Kjeldahl Nitrogen USEPA 351.2 (mg/L)	<	0.18	0.5	1	U	<	0.18	0.50	1.0	U	<	1	U	0.861	1	J	<	1	UJ	0.497	1	J	0.38	1	J	<	1	U	<	1	U
Nitrate/Nitrite USEPA 353.2 (mg/L)	0.43	0.019	0.05	0.1		1.8	0.019	0.050	0.10		0.069	0.1	J	0.651	0.1		0.037	0.1	J	0.057	0.1	J	0.34	0.1		0.5	0.05		0.63	0.05	
Sulfide SM 9034 (mg/L)	<	0.79	1.9	4	U	<	0.79	1.9	4.0	U	<	4	U	0.2	2	J	1.2	2	J	<	2	U	<	1	U	<	1	U	<	1	U
Sulfate USEPA 9056A (mg/L)	350	1.2	2.5	25		260	1.2	2.5	25		250	25		27.1	1		498	25		476	25		340	50		220	50		170	10	J
Dissolved Organic Carbon SM 9060A (mg/L)	4.1	0.16	0.5	1		2.9	0.16	0.50	1.0		3.0	1		3.2	1		4.1	1		3.9	1		2.7	1		3.5	1		3.9	1	
Alkalinity SM 2320B (mg/L)	470	1.1	3.2	5		430	1.1	3.2	5.0		370	5		366	1.25		370	1.25		465	1		380	5		420	20		420	4	
Methane RSK-175 (µg/L)	2.1	0.22	0.8	5	J	0.71	0.22	0.80	5.0	J	1.8	5	J	<	5	UJ	<	5	U	<	5	UJ	0.29	5	J	2.9	0.31		2.8	1.7	
Carbon Dioxide SM 2320B (mg/L)[1]	209	1.1	3.2	5		191	1.1	3.2	5.0		164	5		163	10		164	1.25		207	0.4		170	2.2		180	0.22		185	0.88	

Notes:
Analysis methods listed are accurate for most current sampling event. Previous analysis methods may be different.

[1]Carbon dioxide calculated from alkalinity results. Values for 2003 and 2004 were modified to be consistent with previous years' results.

< = less than reporting limit
µg/L = micrograms per liter
ID = identification number
J = estimated
LOQ = limit of quantification
mg/L = milligrams per liter
Qual = qualifier
RL = reporting limit
RSK = Robert S. Kerr Environmental Research Laboratory
SM = Standard Method
U = nondetect
USEPA = United States Environmental Protection Agency

TABLE E.2.2-7
CORNHUSKER ARMY AMMUNITION PLANT
PIEZOMETER PZ009-NATURAL ATTENUATION PARAMETERS

FIELD ID	PZ009			PZ009			PZ009			PZ009			PZ009			PZ009			PZ009			PZ009			PZ009			PZ009		
COLLECT DATE	3/16/2007			3/28/2006			3/16/2005			3/18/2004			3/20/2003			3/25/2002			3/26/2001			3/20/2000			3/31/1999					
	Result	RL	Qual	Result	RL	Qual	Result	RL	Qual	Result	RL	Qual	Result	RL	Qual	Result	RL	Qual	Result	RL	Qual	Result	RL	Qual	Result	RL	Qual			
NATURAL ATTENUATION PARAMETERS																														
Ammonia USEPA 350.1 (mg/L)	<	0.05	U	<	0.05	U	0.09	0.05		<	0.2	U	<	0.2	U	<	0.4	U	<	0.1	U	<	0.1	U	<	0.1	U			
Total Kjeldahl Nitrogen USEPA 351.2 (mg/L)	<	1	U	<	1	U	1.5	1		0.36	0.2		0.25	0.2		0.52	0.4		<	0.1	U	0.367	0.1		0.439	0.1				
Nitrate/Nitrite USEPA 353.2 (mg/L)	4.8	1	J	3.3	0.1		3.1	0.1		1.3	0.1		<	0.1	U	0.44	0.1		0.43	0.5	J	1.05	1		<	1	U			
Sulfide SM 9034 (mg/L)	<	1	U	<	1	U	<	1	U	<	1	U	<	1	U	<	1	U	<	1	U	<	1	U	<	1	U			
Sulfate USEPA 9056A (mg/L)	320	50		210	50		250	50		210	10		180	10		170	10		197	2.5		123	2		108	5				
Dissolved Organic Carbon SM 9060A (mg/L)	3.1	1		3.3	1		3.1	1		3.1	1		3	1		3	1		<	5	U	5.40	5		11.8	5				
Alkalinity SM 2320B (mg/L)	390	8		380	8		400	8		380	5		400	5		400	5		351	5		338	5		411	5				
Methane RSK-175 (µg/L)	<	0.87	U	<	0.87	U	<	0.87	U	<	2	U	<	2	U	<	2	U	<	1	U	<	1	U	<	1	U			
Carbon Dioxide SM 2320B (mg/L)[1]	170	0.88		170	0.88		180	0.1		167	1		176	1		180	1		154	5		149	2.2		181	2.2				

Notes:
Analysis methods listed are accurate for most current sampling event. Previous analysis methods may be different.

[1]Carbon dioxide calculated from alkalinity results. Values for 2003 and 2004 were modified to be consistent with previous years' results.

< = less than reporting limit
µg/L = micrograms per liter
ID = identification number
J = estimated
LOQ = limit of quantification
mg/L = milligrams per liter
Qual = qualifier
RL = reporting limit
RSK = Robert S. Kerr Environmental Research Laboratory
SM = Standard Method
U = nondetect
USEPA = United States Environmental Protection Agency

TABLE E.2.2-8
CORNHUSKER ARMY AMMUNITION PLANT
PIEZOMETER PZ010-NATURAL ATTENUATION PARAMETERS

FIELD ID	PZ010					PZ010					PZ010					PZ010					PZ010					PZ010				
COLLECT DATE	5/17/2022					5/22/2021					6/10/2020					6/6/2019					3/14/2018					3/24/2017				
	Result	Qual	DL	LOD	LOQ	Result	Qual	DL	LOD	LOQ	Result	Qual	DL	LOD	LOQ	Result	Qual	DL	LOD	LOQ	Result	Qual	DL	LOD	LOQ	Result	Qual	DL	LOD	LOQ
NATURAL ATTENUATION PARAMETERS																														
Ammonia USEPA 350.1 (mg/L)	0.12		0.029	0.05	0.1	0.24		0.022	0.05	0.1	0.36		0.022	0.05	0.1	0.29		0.022	0.05	0.1	0.63		0.02	0.05	0.1	1.2		0.022	0.05	0.1
Total Kjeldahl Nitrogen USEPA 351.2 (mg/L)	<	U	0.69	0.8	1	0.84	J	0.69	1	1	<	U	0.69	1	1	<	U	0.69	1	1	9.6		0.18	0.5	1	2.9		0.18	0.5	1
Nitrate/Nitrite USEPA 353.2 (mg/L)	6.1		0.088	0.1	0.2	7.2		0.019	0.05	0.1	7.6		0.038	0.1	0.2	6.1		0.019	0.05	0.1	9.7		0.02	0.05	0.1	0.74		0.019	0.05	0.1
Sulfide SM 9034 (mg/L)	<	U	1.6	2	4	0.8	J	0.79	1.9	4	<	U	0.79	1.9	4	0.8	J	0.79	1.9	4	<	U	0.79	1.9	4	2	J	0.79	1.9	4
Sulfate USEPA 9056A (mg/L)	890		5.2	13	25	680		10	25	50	410		5.2	15	25	200	J	1	3	5	290		1.2	2.5	25	320		1.2	2.5	25
Dissolved Organic Carbon SM 9060A (mg/L)	9		0.35	0.8	1	6.3		0.35	0.8	1	5.7		0.35	1	1	5.4	J	0.16	0.5	1	4.1		0.16	0.5	1	4.4		0.16	0.5	1
Alkalinity SM 2320B (mg/L)	520		3.1	6.4	10	520		3.1	6.4	10	480		3.1	10	10	340		3.1	10	10	630		1.1	3.2	5	520		1.1	3.2	5
Methane RSK-175 (µg/L)	4900		0.63	1.3	5	1700		0.63	2	5	2200		0.63	2	5	1700		0.63	2	5	6000	J	0.22	0.8	5	10000		0.22	0.8	5
Carbon Dioxide SM 2320B (mg/L)[1]	231		3.1	6.4	10	231		3.1	6.4	10	213		3.1	10	10	151		3.1	10	10	280		1.1	3.2	5	231		1.1	3.2	5

Notes:
Analysis methods listed are accurate for most current sampling event. Previous analysis methods may be different.

[1]Carbon dioxide calculated from alkalinity results. Values for 2003 and 2004 were modified to be consistent with previous years' results.

< = less than reporting limit
µg/L = micrograms per liter
ID = identification number
J = estimated
LOQ = limit of quantification
mg/L = milligrams per liter
Qual = qualifier
RL = reporting limit
RSK = Robert S. Kerr Environmental Research Laboratory
SM = Standard Method
U = nondetect
USEPA = United States Environmental Protection Agency

TABLE E.2.2-8
CORNHUSKER ARMY AMMUNITION PLANT
PIEZOMETER PZ010-NATURAL ATTENUATION PARAMETERS

FIELD ID	PZ010					PZ010					PZ010			PZ010			PZ010			PZ010			PZ010			PZ010			PZ010		
COLLECT DATE	8/5/2016					8/6/2015					8/13/2014			3/19/2013			3/9/2012			3/10/2011			3/16/2010			3/12/2009			3/17/2008		
	Result	DL	LOD	LOQ	Qual	Result	DL	LOD	LOQ	Qual	Result	LOQ	Qual	Result	RL	Qual	Result	RL	Qual	Result	RL	Qual	Result	RL	Qual	Result	RL	Qual	Result	RL	Qual
NATURAL ATTENUATION PARAMETERS																															
Ammonia USEPA 350.1 (mg/L)	0.4	0.022	0.05	0.1		1.9	0.022	0.050	0.10		4.7	0.1		6.1	0.25		9.9	0.25		8.7	0.25		15	1		<	0.05	U	0.15	0.05	
Total Kjeldahl Nitrogen USEPA 351.2 (mg/L)	0.79	0.18	0.5	1	J	2.7	0.18	0.50	1.0		6.8	1		19	1		23	1		15	1		30	20		<	1	U	<	1	U
Nitrate/Nitrite USEPA 353.2 (mg/L)	6.7	0.019	0.05	0.1		2.2	0.019	0.050	0.10		<	0.1	U	0.062	0.1	J	0.177	0.1		0.277	0.1		0.09	0.1	J	0.39	0.05		0.6	0.05	
Sulfide SM 9034 (mg/L)	<	0.79	1.9	4	U	<	0.79	1.9	4.0	U	8.2	4		7.01	2		2	2		0.2	2	J	13	1		<	1	U	<	1	U
Sulfate USEPA 9056A (mg/L)	140	0.23	0.5	5		190	0.23	0.50	5.0		200	5		199	10		79	1		61	1		11	5		330	20		230	20	
Dissolved Organic Carbon SM 9060A (mg/L)	3.5	0.16	0.5	1		3.6	0.16	0.50	1.0		10	1		9	1		30	1		73	1		420	11		3.7	1		5	1	
Alkalinity SM 2320B (mg/L)	470	1.1	3.2	5		540	1.1	3.2	5.0		540	5		525	1.25		480	1.25		435	1		530	5		360	20		440	4	
Methane RSK-175 (µg/L)	5500	0.22	0.8	5		7700	0.22	0.80	5.0	J	17000	10		6300	39		6700	500		7300	500		9500	100		0.26	0.31	J	2.2	1.7	
Carbon Dioxide SM 2320B (mg/L)[1]	209	1.1	3.2	5		240	1.1	3.2	5.0		240	5		233	10		213	1.25		193	0.4		230	2.2		160	0.22		194	0.88	

Notes:
Analysis methods listed are accurate for most current sampling event. Previous analysis methods may be different.

[1]Carbon dioxide calculated from alkalinity results. Values for 2003 and 2004 were modified to be consistent with previous years' results.

< = less than reporting limit
µg/L = micrograms per liter
ID = identification number
J = estimated
LOQ = limit of quantification
mg/L = milligrams per liter
Qual = qualifier
RL = reporting limit
RSK = Robert S. Kerr Environmental Research Laboratory
SM = Standard Method
U = nondetect
USEPA = United States Environmental Protection Agency

TABLE E.2.2-8
CORNHUSKER ARMY AMMUNITION PLANT
PIEZOMETER PZ010-NATURAL ATTENUATION PARAMETERS

FIELD ID	PZ010			PZ010			PZ010			PZ010			PZ010			PZ010			PZ010			PZ010			PZ010			PZ010		
COLLECT DATE	3/16/2007			3/16/2006			3/16/2005			3/18/2004			3/19/2003			3/25/2002			3/26/2001			3/20/2000			4/2/1999					
	Result	RL	Qual	Result	RL	Qual	Result	RL	Qual	Result	RL	Qual	Result	RL	Qual	Result	RL	Qual	Result	RL	Qual	Result	RL	Qual	Result	RL	Qual			
NATURAL ATTENUATION PARAMETERS																														
Ammonia USEPA 350.1 (mg/L)	<	0.05	U	<	0.05	U	<	0.05	U	<	0.2	U	<	0.2	U	<	0.40	U	<	0.1	U	0.116	0.1		0.284	0.1				
Total Kjeldahl Nitrogen USEPA 351.2 (mg/L)	<	1	U	<	1	U	1.3	1		0.23	0.2		<	0.2	U	0.32	0.40	J	0.211	0.1		0.437	0.1		0.634	0.1				
Nitrate/Nitrite USEPA 353.2 (mg/L)	3.3	1		1.8	0.05		0.74	0.05		0.44	0.1		0.36	0.1		0.28	0.10		0.189	0.5	J	<	1	U	1.5	1				
Sulfide SM 9034 (mg/L)	2	1		<	1	U	<	1	U	<	1	U	1.4	1		<	1.0	U	<	1	U	<	1	U	<	1	U			
Sulfate USEPA 9056A (mg/L)	310	50		180	100		190	50		170	10		160	10		150	5.0		194	5		125	2		153	5				
Dissolved Organic Carbon SM 9060A (mg/L)	3.3	1		2.5	1		3	1		2.8	1		2.6	1		2.8	1.0		5.6	5		14.6	5		14.2	5				
Alkalinity SM 2320B (mg/L)	400	8		360	8		370	8		340	5		380	5		380	5.0		393	5		391	5		360	5				
Methane RSK-175 (µg/L)	<	0.87	U	<	0.87	U	<	0.87	U	<	2	U	<	2	U	<	2.0	U	<	1	U	<	1	U	<	1	U			
Carbon Dioxide SM 2320B (mg/L)[1]	180	0.88		160	0.88		160	0.1		150	1		167	1		170	1.0		173	5		172	2.2		158	2.2				

Notes:
Analysis methods listed are accurate for most current sampling event. Previous analysis methods may be different.

[1]Carbon dioxide calculated from alkalinity results. Values for 2003 and 2004 were modified to be consistent with previous years' results.

< = less than reporting limit
µg/L = micrograms per liter
ID = identification number
J = estimated
LOQ = limit of quantification
mg/L = milligrams per liter
Qual = qualifier
RL = reporting limit
RSK = Robert S. Kerr Environmental Research Laboratory
SM = Standard Method
U = nondetect
USEPA = United States Environmental Protection Agency

TABLE E.2.2-9
CORNHUSKER ARMY AMMUNITION PLANT
PIEZOMETER PZ011-NATURAL ATTENUATION PARAMETERS

FIELD ID	PZ011					PZ011					PZ011					PZ011					PZ011					PZ011				
COLLECT DATE	5/17/2022					5/22/2021					6/10/2020					6/7/2019					3/19/2018					3/24/2017				
	Result	Qual	DL	LOD	LOQ	Result	Qual	DL	LOD	LOQ	Result	Qual	DL	LOD	LOQ	Result	Qual	DL	LOD	LOQ	Result	Qual	DL	LOD	LOQ	Result	Qual	DL	LOD	LOQ
NATURAL ATTENUATION PARAMETERS																														
Ammonia USEPA 350.1 (mg/L)	8.7		0.058	0.1	0.2	8.5		0.22	0.5	1	6.2		0.11	0.25	0.5	9.1		0.11	0.25	0.5	12		0.22	0.5	1	8.3		0.11	0.25	0.5
Total Kjeldahl Nitrogen USEPA 351.2 (mg/L)	10		1.1	1.3	1.7	13		1.4	2	2	4.5		1.1	1.7	1.7	10		3.4	5	5	15	J	4.5	13	25	12		0.36	1	2
Nitrate/Nitrite USEPA 353.2 (mg/L)	<	U	0.044	0.05	0.1	<	U	0.019	0.05	0.1	<	U	0.019	0.05	0.1	<	U	0.019	0.05	0.1	<	U	0.02	0.05	0.1	<	U	0.019	0.05	0.1
Sulfide SM 9034 (mg/L)	<	U	1.6	2	4	0.8	J	0.79	1.9	4	<	U	0.79	1.9	4	<	U	0.79	1.9	4	<	U	0.79	1.9	4	<	U	0.79	1.9	4
Sulfate USEPA 9056A (mg/L)	500		5.2	13	25	480		5.2	13	25	350		5.2	15	25	320	J	5.2	15	25	230		1.2	2.5	25	120		0.23	0.5	5
Dissolved Organic Carbon SM 9060A (mg/L)	16		0.35	0.8	1	11		0.35	0.8	1	11		0.35	1	1	14		0.16	0.5	1	5.1		0.16	0.5	1	24		0.16	0.5	1
Alkalinity SM 2320B (mg/L)	820		3.1	6.4	10	810		3.1	6.4	10	740		3.1	10	10	820		3.1	10	10	780		1.1	3.2	5	900		1.1	3.2	5
Methane RSK-175 (µg/L)	21000	J	2.5	5.2	20	12000		0.63	2	5	23000		3.8	12	30	17000		1.9	6	15	####		0.65	2.4	15	19000		0.44	1.6	10
Carbon Dioxide SM 2320B (mg/L)[1]	364		3.1	6.4	10	360		3.1	6.4	10	329		3.1	10	10	364		3.1	10	10	347		1.1	3.2	5	400		1.1	3.2	5

Notes:
Analysis methods listed are accurate for most current sampling event. Previous analysis methods may be different.

[1]Carbon dioxide calculated from alkalinity results. Values for 2003 and 2004 were modified to be consistent with previous years' results.

< = less than reporting limit
µg/L = micrograms per liter
ID = identification number
J = estimated
LOQ = limit of quantification
mg/L = milligrams per liter
Qual = qualifier
RL = reporting limit
RSK = Robert S. Kerr Environmental Research Laboratory
SM = Standard Method
U = nondetect
USEPA = United States Environmental Protection Agency

TABLE E.2.2-9
CORNHUSKER ARMY AMMUNITION PLANT
PIEZOMETER PZ011-NATURAL ATTENUATION PARAMETERS

FIELD ID	PZ011					PZ011					PZ011			PZ011			PZ011			PZ011			PZ011			PZ011			PZ011		
COLLECT DATE	8/8/2016					8/10/2015					8/19/2014			3/19/2013			3/15/2012			3/10/2011			3/16/2010			3/12/2009			3/20/2008		
	Result	DL	LOD	LOQ	Qual	Result	DL	LOD	LOQ	Qual	Result	LOQ	Qual	Result	RL	Qual	Result	RL	Qual	Result	RL	Qual	Result	RL	Qual	Result	RL	Qual	Result	RL	Qual
NATURAL ATTENUATION PARAMETERS																															
Ammonia USEPA 350.1 (mg/L)	5.5	0.044	0.1	0.2		3.2	0.044	0.10	0.20		1.8	0.1		1.8	0.25		2.1	0.25		2.5	0.25		3.9	0.1		2	0.05		2	0.1	
Total Kjeldahl Nitrogen USEPA 351.2 (mg/L)	5.8	0.18	0.5	1		5.0	0.18	0.50	1.0		1.8	1		4.8	1		3.7	1		3.1	1		5.5	1		3	1		2.4	1	
Nitrate/Nitrite USEPA 353.2 (mg/L)	<	0.019	0.05	0.1	U	<	0.019	0.050	0.10	U	<	0.1	U	0.432	0.1		0.251	0.1		0.204	0.1		<	0.1	U	0.48	0.05		2.2	0.05	
Sulfide SM 9034 (mg/L)	<	0.79	1.9	4	U	<	0.79	1.9	4.0	U	<	4	U	0.601	2	J	0.8	2	J	0.2	2	J	2.1	1		2	1		<	1	U
Sulfate USEPA 9056A (mg/L)	98	0.23	0.5	5		80	1.2	2.5	25		45	5		124	5	J	179	5		232	10		180	25		130	20		280	50	
Dissolved Organic Carbon SM 9060A (mg/L)	12	0.16	0.5	1		140	0.65	2.1	4.2		12	1		6.72	1		6.9	1		5.6	1		6	1		4.9	1		4.2	1	
Alkalinity SM 2320B (mg/L)	930	1.1	3.2	5		910	1.1	3.2	5.0		720	5		540	1.25		430	1.25		430	1		510	5		450	20		330	4	
Methane RSK-175 (µg/L)	17000	0.65	2.4	15		12000	0.22	0.80	5.0		20000	10		18000	97		9700	1000		4200	500		11000	100		1100	5.1		1.4	1.7	J
Carbon Dioxide SM 2320B (mg/L)[1]	413	1	3.2	5		404	1.1	3.2	5.0		320	5		240	10		191	1.25		191	0.4		220	2.2		200	0.22		145	0.88	

Notes:
Analysis methods listed are accurate for most current sampling event. Previous analysis methods may be different.

[1]Carbon dioxide calculated from alkalinity results. Values for 2003 and 2004 were modified to be consistent with previous years' results.

< = less than reporting limit
µg/L = micrograms per liter
ID = identification number
J = estimated
LOQ = limit of quantification
mg/L = milligrams per liter
Qual = qualifier
RL = reporting limit
RSK = Robert S. Kerr Environmental Research Laboratory
SM = Standard Method
U = nondetect
USEPA = United States Environmental Protection Agency

TABLE E.2.2-9
CORNHUSKER ARMY AMMUNITION PLANT
PIEZOMETER PZ011-NATURAL ATTENUATION PARAMETERS

FIELD ID	PZ011			PZ011			PZ011			PZ011			PZ011			PZ011			PZ011			PZ011			PZ011		
COLLECT DATE	3/16/2007			3/16/2006			3/16/2005			3/18/2004			3/19/2003			3/25/2002			3/26/2001			3/20/2000			4/2/1999		
	Result	RL	Qual	Result	RL	Qual	Result	RL	Qual	Result	RL	Qual	Result	RL	Qual	Result	RL	Qual	Result	RL	Qual	Result	RL	Qual	Result	RL	Qual
NATURAL ATTENUATION PARAMETERS																											
Ammonia USEPA 350.1 (mg/L)	0.46	0.05		0.36	0.05		2.2	0.1		1.8	0.2		4.6	0.4		4.8	0.40		5.47	1		9.31	1		8.05	0.5	
Total Kjeldahl Nitrogen USEPA 351.2 (mg/L)	<	1	U	<	1	UJ	2.7	1		2.3	0.2		5	0.4		3.3	0.40		9.71	1		10.3	1		9.04	0.5	
Nitrate/Nitrite USEPA 353.2 (mg/L)	0.46	0.05		0.37	0.05		5.3	0.25		1.1	0.1		0.98	0.1		0.74	0.10		0.877	0.5		1.30	1		3.34	1	
Sulfide SM 9034 (mg/L)	<	1	U	<	1	U	<	1	U	<	1	U	1.2	1		<	1.0	U	<	1	U	<	1	U	<	1	U
Sulfate USEPA 9056A (mg/L)	260	50		260	100		190	50		150	10		150	10		130	5.0		108	2.5		100	2		86	5	
Dissolved Organic Carbon SM 9060A (mg/L)	2.7	1		2.6	1		2.8	1		2.5	1		2.9	1		2.6	1.0		<	5	U	<	5	U	13.0	5	
Alkalinity SM 2320B (mg/L)	300	8		290	8		360	8		280	5		340	5		310	5.0		333	5		336	5		337	5	
Methane RSK-175 (µg/L)	<	0.87	U	<	0.87	U	0.44	0.87	J	<	2	U	<	2	U	<	2.0	U	0.63	1	J	<	1.1	U	35.5	5	
Carbon Dioxide SM 2320B (mg/L)[1]	130	0.88		130	0.88		160	0.1		123	1		150	1		140	1.0		147	5		148	2.2		148	2.2	

Notes:
Analysis methods listed are accurate for most current sampling event. Previous analysis methods may be different.

[1]Carbon dioxide calculated from alkalinity results. Values for 2003 and 2004 were modified to be consistent with previous years' results.

< = less than reporting limit
µg/L = micrograms per liter
ID = identification number
J = estimated
LOQ = limit of quantification
mg/L = milligrams per liter
Qual = qualifier
RL = reporting limit
RSK = Robert S. Kerr Environmental Research Laboratory
SM = Standard Method
U = nondetect
USEPA = United States Environmental Protection Agency

TABLE E.2.2-10
CORNHUSKER ARMY AMMUNITION PLANT
PIEZOMETER PZ012-NATURAL ATTENUATION PARAMETERS

FIELD ID	PZ012					PZ012					PZ012					PZ012					PZ012					PZ012				
COLLECT DATE	5/17/2022					5/23/2021					6/10/2020					6/7/2019					3/19/2018					3/25/2017				
	Result	Qual	DL	LOD	LOQ	Result	Qual	DL	LOD	LOQ	Result	Qual	DL	LOD	LOQ	Result	Qual	DL	LOD	LOQ	Result	Qual	DL	LOD	LOQ	Result	Qual	DL	LOD	LOQ
NATURAL ATTENUATION PARAMETERS																														
Ammonia USEPA 350.1 (mg/L)	7.8		0.058	0.1	0.2	2.8		0.022	0.05	0.1	2.6		0.022	0.05	0.1	7		0.044	0.1	0.2	9		0.04	0.1	0.2	9.7		0.11	0.25	0.5
Total Kjeldahl Nitrogen USEPA 351.2 (mg/L)	9.5		0.69	0.8	1	5.2		0.69	1	1	4.6		0.69	1	1	7.5		3.4	5	5	11	J	0.3	0.83	1.7	12		0.36	1	2
Nitrate/Nitrite USEPA 353.2 (mg/L)	<	U	0.044	0.05	0.1	<	U	0.019	0.05	0.1	0.081	J	0.019	0.05	0.1	<	U	0.019	0.05	0.1	0.02	J	0.02	0.05	0.1	<	U	0.019	0.05	0.1
Sulfide SM 9034 (mg/L)	<	U	1.6	2	4	0.8	J	0.79	1.9	4	<	U	0.79	1.9	4	<	U	0.79	1.9	4	<	U	0.79	1.9	4	1.2	J	0.79	1.9	4
Sulfate USEPA 9056A (mg/L)	470		5.2	13	25	450		5.2	13	25	360		5.2	15	25	390	J	5.2	15	25	230		1.2	2.5	25	230		1.2	2.5	25
Dissolved Organic Carbon SM 9060A (mg/L)	13		0.35	0.8	1	9		0.35	0.8	1	10		0.35	1	1	13		0.16	0.5	1	13		0.16	0.5	1	18		0.16	0.5	1
Alkalinity SM 2320B (mg/L)	750		3.1	6.4	10	780		3.1	6.4	10	630		3.1	10	10	880		3.1	10	10	720		1.1	3.2	5	920		1.1	3.2	5
Methane RSK-175 (µg/L)	19000		0.63	1.3	5	6300		0.63	2	5	12000		1.9	6	15	14000		1.9	6	15	22000	J	0.65	2.4	15	23000		0.44	1.6	10
Carbon Dioxide SM 2320B (mg/L)[1]	333		3.1	6.4	10	347		3.1	6.4	10	280		3.1	10	10	391		3.1	10	10	320		1.1	3.2	5	409		1.1	3.2	5

Notes:
Analysis methods listed are accurate for most current sampling event. Previous analysis methods may be different.

[1]Carbon dioxide calculated from alkalinity results. Values for 2003 and 2004 were modified to be consistent with previous years' results.

< = less than reporting limit
µg/L = micrograms per liter
ID = identification number
J = estimated
LOQ = limit of quantification
mg/L = milligrams per liter
Qual = qualifier
RL = reporting limit
RSK = Robert S. Kerr Environmental Research Laboratory
SM = Standard Method
U = nondetect
USEPA = United States Environmental Protection Agency

TABLE E.2.2-10
CORNHUSKER ARMY AMMUNITION PLANT
PIEZOMETER PZ012-NATURAL ATTENUATION PARAMETERS

FIELD ID	PZ012					PZ012					PZ012			PZ012			PZ012			PZ012			PZ012			PZ012			PZ012		
COLLECT DATE	8/8/2016					8/10/2015					8/12/2014			3/19/2013			3/15/2012			3/10/2011			3/16/2010			3/12/2009			3/20/2008		
	Result	DL	LOD	LOQ	Qual	Result	DL	LOD	LOQ	Qual	Result	LOQ	Qual	Result	RL	Qual	Result	RL	Qual	Result	RL	Qual	Result	RL	Qual	Result	RL	Qual	Result	RL	Qual
NATURAL ATTENUATION PARAMETERS																															
Ammonia USEPA 350.1 (mg/L)	9.9	0.11	0.25	0.5		12	0.11	0.25	0.50		3.1	0.1		2.1	0.25		1.6	0.25		1.8	0.25		1	0.1		1.6	0.05		1.8	0.1	
Total Kjeldahl Nitrogen USEPA 351.2 (mg/L)	12	0.36	1	2		15	0.90	2.50	5.0		2.6	1		5.6	1		3.1	1		3.2	1		2.2	1		3.3	1		1.8	1	
Nitrate/Nitrite USEPA 353.2 (mg/L)	<	0.019	0.05	0.1	U	<	0.019	0.050	0.10	U	0.78	0.1		2.9	0.1		4.9	0.1		3.1	0.1		6.4	0.1		0.84	0.5		4.3	0.1	
Sulfide SM 9034 (mg/L)	<	0.79	1.9	4	U	1.4	0.79	1.9	4.0	J	1.4	4	J	1.4	2	J	3.2	2		0.2	2	J	9.4	1		12	1		<	1	U
Sulfate USEPA 9056A (mg/L)	130	0.23	0.5	5		160	1.2	2.5	25		95	5		56	1		143	5		176	5		130	25		160	20		230	20	
Dissolved Organic Carbon SM 9060A (mg/L)	24	0.16	0.5	1		260	0.93	3.0	6.0		21.0	1		3.8	1		5.2	1		5.6	1		24	1		3.9	1		3.4	1	
Alkalinity SM 2320B (mg/L)	1100	1.1	3.2	5		920	1.1	3.2	5.0		670	5		533	1.25		400	1.25		345	1		460	5		480	20		300	2	
Methane RSK-175 (µg/L)	22000	0.65	2.4	15		16000	0.44	1.6	10		17000	10		10000	100		8700	1000		4100	250		12000	100		6.1	0.31		1.4	1.7	J
Carbon Dioxide SM 2320B (mg/L)[1]	489	1.1	3.2	5		409	1.1	3.2	5.0		298	5		237	10		178	1.25		153	0.4		200	2.2		210	0.22		132	0.88	

Notes:
Analysis methods listed are accurate for most current sampling event. Previous analysis methods may be different.

[1]Carbon dioxide calculated from alkalinity results. Values for 2003 and 2004 were modified to be consistent with previous years' results.

< = less than reporting limit
µg/L = micrograms per liter
ID = identification number
J = estimated
LOQ = limit of quantification
mg/L = milligrams per liter
Qual = qualifier
RL = reporting limit
RSK = Robert S. Kerr Environmental Research Laboratory
SM = Standard Method
U = nondetect
USEPA = United States Environmental Protection Agency

TABLE E.2.2-10
CORNHUSKER ARMY AMMUNITION PLANT
PIEZOMETER PZ012-NATURAL ATTENUATION PARAMETERS

FIELD ID	PZ012			PZ012			PZ012			PZ012			PZ012			PZ012			PZ012			PZ012			PZ012		
COLLECT DATE	3/16/2007			3/16/2006			3/16/2005			3/18/2004			3/19/2003			3/25/2002			3/26/2001			3/20/2000			4/2/1999		
	Result	RL	Qual	Result	RL	Qual	Result	RL	Qual	Result	RL	Qual	Result	RL	Qual	Result	RL	Qual	Result	RL	Qual	Result	RL	Qual	Result	RL	Qual
NATURAL ATTENUATION PARAMETERS																											
Ammonia USEPA 350.1 (mg/L)	0.87	0.05		0.93	0.05		2.3	0.1		1.1	0.2		3.1	0.2		4.9	0.40		6.99	1		10.3	1		3.50	0.5	
Total Kjeldahl Nitrogen USEPA 351.2 (mg/L)	<	1	U	1.1	1	J	2.9	1		2.2	0.2		3.8	0.2		3.8	0.40		12.8	1		11.6	1		9.42	1	
Nitrate/Nitrite USEPA 353.2 (mg/L)	2.1	1		1.7	0.05		3.1	0.1		1.6	0.1		1.2	0.1		1.7	0.10		1.44	0.5		1.89	1		5.44	1	
Sulfide SM 9034 (mg/L)	<	1	U	<	1	U	<	1	U	<	1	U	1	1		0.70	1.0	J	<	1	U	<	1	U	<	1	U
Sulfate USEPA 9056A (mg/L)	140	20		130	10		120	10		83	2		110	5		55	5.0		71.5	2.5		64.8	2		74	5	
Dissolved Organic Carbon SM 9060A (mg/L)	2.6	1		2.3	1		2.6	1		2.5	1		2.7	1		3.1	1.0		<	5	U	<	5	U	15.3	5	
Alkalinity SM 2320B (mg/L)	300	8		300	8		300	8		290	5		320	5		360	5.0		308	5		369	5		391	5	
Methane RSK-175 (µg/L)	<	0.87	U	<	0.87	U	<	0.87	U	<	2	U	<	2	U	<	2.0	U	0.53	1	J	<	1	U	23.2	2	
Carbon Dioxide SM 2320B (mg/L)[1]	130	0.88		130	0.88		130	0.1		128	1		141	1		160	1.0		136	5		162	2.2		172	2.2	

Notes:
Analysis methods listed are accurate for most current sampling event. Previous analysis methods may be different.

[1]Carbon dioxide calculated from alkalinity results. Values for 2003 and 2004 were modified to be consistent with previous years' results.

< = less than reporting limit
µg/L = micrograms per liter
ID = identification number
J = estimated
LOQ = limit of quantification
mg/L = milligrams per liter
Qual = qualifier
RL = reporting limit
RSK = Robert S. Kerr Environmental Research Laboratory
SM = Standard Method
U = nondetect
USEPA = United States Environmental Protection Agency

TABLE E.2.2-11
CORNHUSKER ARMY AMMUNITION PLANT
PIEZOMETER PZ013-NATURAL ATTENUATION PARAMETERS

FIELD ID	PZ013					PZ013					PZ013					PZ013					PZ013					PZ013				
COLLECT DATE	5/13/2022					5/22/5021					6/12/2020					6/6/2019					3/14/2018					3/25/2017				
	Result	Qual	DL	LOD	LOQ	Result	Qual	DL	LOD	LOQ	Result	Qual	DL	LOD	LOQ	Result	Qual	DL	LOD	LOQ	Result	Qual	DL	LOD	LOQ	Result	Qual	DL	LOD	LOQ
NATURAL ATTENUATION PARAMETERS																														
Ammonia USEPA 350.1 (mg/L)	1.9		0.029	0.05	0.1	1.4		0.022	0.05	0.1	2.1		0.22	0.5	1	1.6		0.022	0.05	0.1	3.3		0.02	0.05	0.1	2		0.022	0.05	0.1
Total Kjeldahl Nitrogen USEPA 351.2 (mg/L)	0.9	J	0.69	0.8	1	2.1		0.69	1	1	2.7		0.69	1	1	2.3		0.69	1	1	7.4		0.3	0.83	1.7	4.2		0.18	0.5	1
Nitrate/Nitrite USEPA 353.2 (mg/L)	5.7		0.044	0.05	0.1	5.6		0.019	0.05	0.1	2.4		0.019	0.05	0.1	8.3		0.019	0.05	0.1	3.6		0.02	0.05	0.1	0.089	J	0.019	0.05	0.1
Sulfide SM 9034 (mg/L)	<	U	1.6	2	4	1.6	J	0.79	1.9	4	<	U	0.79	1.9	4	<	U	0.79	1.9	4	<	U	0.79	1.9	4	0.8	J	0.79	1.9	4
Sulfate USEPA 9056A (mg/L)	340		5.2	13	25	310		5.2	13	25	280		5.2	15	25	210	J	5.2	15	25	210		2.3	5	50	280		1.2	2.5	25
Dissolved Organic Carbon SM 9060A (mg/L)	8.6		0.35	0.8	1	7.4		0.35	0.8	1	9.8		0.35	1	1	7.1	J	0.16	0.5	1	12		0.16	0.5	1	13		0.16	0.5	1
Alkalinity SM 2320B (mg/L)	810		3.1	6.4	10	890		3.1	6.4	10	780		3.1	10	10	760		3.1	10	10	1000		1.1	3.2	5	1100		1.1	3.2	5
Methane RSK-175 (µg/L)	9300		0.63	1.3	5	3900		0.63	2	5	6300		0.63	2	5	4000		0.63	2	5	20000		0.65	2.4	15	17000		0.44	1.6	10
Carbon Dioxide SM 2320B (mg/L)[1]	360		3.1	6.4	10	396		3.1	6.4	10	347		3.1	10	10	338		3.1	10	10	444			1.1	3	489		1.1	3.2	5

Notes:
Analysis methods listed are accurate for most current sampling event. Previous analysis methods may be different.

[1]Carbon dioxide calculated from alkalinity results. Values for 2003 and 2004 were modified to be consistent with previous years' results.

< = less than reporting limit
µg/L = micrograms per liter
ID = identification number
J = estimated
LOQ = limit of quantification
mg/L = milligrams per liter
Qual = qualifier
RL = reporting limit
RSK = Robert S. Kerr Environmental Research Laboratory
SM = Standard Method
U = nondetect
USEPA = United States Environmental Protection Agency

TABLE E.2.2-11
CORNHUSKER ARMY AMMUNITION PLANT
PIEZOMETER PZ013-NATURAL ATTENUATION PARAMETERS

FIELD ID	PZ013					PZ013					PZ013			PZ013			PZ013			PZ013			PZ013			PZ013			PZ013		
COLLECT DATE	8/9/2016					8/10/2015					8/12/2014			3/19/2013			3/14/2012			3/10/2011			3/17/2010			3/12/2009			3/19/2008		
	Result	DL	LOD	LOQ	Qual	Result	DL	LOD	LOQ	Qual	Result	LOQ	Qual	Result	RL	Qual	Result	RL	Qual	Result	RL	Qual	Result	RL	Qual	Result	RL	Qual	Result	RL	Qual
NATURAL ATTENUATION PARAMETERS																															
Ammonia USEPA 350.1 (mg/L)	1.3	0.022	0.05	0.1		1.4	0.022	0.050	0.10		2.1	0.1		5.31	0.25		2.1	0.25		1.3	0.25		3.5	0.1		3.4	0.1		5.1	0.25	
Total Kjeldahl Nitrogen USEPA 351.2 (mg/L)	3.8	0.18	0.5	1		3.1	0.18	0.50	1.0		3.3	1		17.6	1		7.0	1		4.5	1		4.7	1		4.6	1		6.5	1	
Nitrate/Nitrite USEPA 353.2 (mg/L)	<	0.019	0.05	0.1	U	<	0.019	0.050	0.10	U	0.07	0.1	J	0.197	0.1		1.6	0.1		0.242	0.1		1.7	0.1		1.1	0.05		0.071	0.05	
Sulfide SM 9034 (mg/L)	<	0.79	1.9	4	U	0.96	0.79	1.9	4.0	J	5.9	4		3.41	2		1.4	2	J	0.4	2	J	6.5	1		3	1		<	1	U
Sulfate USEPA 9056A (mg/L)	170	0.23	0.5	5		220	1.2	2.50	25		250	25		191	10		221	10		104	5		160	25		150	20		18	10	
Dissolved Organic Carbon SM 9060A (mg/L)	13	0.16	0.5	1		8.2	0.16	0.50	1.0		5.8	1		9.5	1		7.7	1		73	1		5.8	1		4.2	1		54	2	
Alkalinity SM 2320B (mg/L)	1000	1.1	3.2	5		820	1.1	3.2	5.0		630	5		500	1.25		410	1.25		485	1		500	5		470	20		340	4	
Methane RSK-175 (µg/L)	14000	0.22	0.8	5		15000	0.44	1.6	10		19000	10		14000	97		7700	1000		6100	500		18000	250		6000	5.1		2500	17	
Carbon Dioxide SM 2320B (mg/L)[1]	444	1.1	3.2	5		364	1.1	3.2	5.0		280	5		222	10		182	1.25		216	0.4		220	2.2		210	0.22		150	0.88	

Notes:
Analysis methods listed are accurate for most current sampling event. Previous analysis methods may be different.

[1]Carbon dioxide calculated from alkalinity results. Values for 2003 and 2004 were modified to be consistent with previous years' results.

< = less than reporting limit
µg/L = micrograms per liter
ID = identification number
J = estimated
LOQ = limit of quantification
mg/L = milligrams per liter
Qual = qualifier
RL = reporting limit
RSK = Robert S. Kerr Environmental Research Laboratory
SM = Standard Method
U = nondetect
USEPA = United States Environmental Protection Agency

TABLE E.2.2-11
CORNHUSKER ARMY AMMUNITION PLANT
PIEZOMETER PZ013-NATURAL ATTENUATION PARAMETERS

FIELD ID	PZ013			PZ013			PZ013			PZ013			PZ013			PZ013			PZ013			PZ013			PZ013		
COLLECT DATE	3/16/2007			3/16/2006			3/17/2005			3/17/2004			3/24/2003			3/25/2002			3/26/2001			3/21/2000			4/2/1999		
	Result	RL	Qual	Result	RL	Qual	Result	RL	Qual	Result	RL	Qual	Result	RL	Qual	Result	RL	Qual	Result	RL	Qual	Result	RL	Qual	Result	RL	Qual
NATURAL ATTENUATION PARAMETERS																											
Ammonia USEPA 350.1 (mg/L)	11	0.5		12	0.5		14	0.5		12	5		12	1		8.0	1.0		10.1	1		13.6	1		16.5	2	
Total Kjeldahl Nitrogen USEPA 351.2 (mg/L)	10	1		13	1	J	14	1		11	1		11	2		8.0	0.40		15.6	1		14.5	1		16.9	1	
Nitrate/Nitrite USEPA 353.2 (mg/L)	2.6	1		2.6	0.1		3.9	0.1		9.7	1		6.1	0.2		8.2	0.20		4.92	0.5		4.6	1		9.45	1	
Sulfide SM 9034 (mg/L)	5	1		<	1	U	<	1	U	<	1	U	<	1	U	<	1.0	U	<	1	U	<	1	U	<	1	U
Sulfate USEPA 9056A (mg/L)	76	20		74	10		77	10		120	4		140	5		340	10		165	2.5		106	2		140	5	
Dissolved Organic Carbon SM 9060A (mg/L)	3.2	1		2.7	1		3.3	1		4	1		4.7	1		5.2	1.0		10.2	5		18.7	5		11.3	5	
Alkalinity SM 2320B (mg/L)	340	8		350	8		390	8		350	5		240	5		360	5.0		38	5		336	5		407	5	
Methane RSK-175 (µg/L)	<	0.87	U	<	0.87	U	<	0.87	U	<	2	U	<	2	U	<	2.0	U	1.1	1		6.9	1		<	2.24	U
Carbon Dioxide SM 2320B (mg/L)[1]	150	0.88		150	0.88		170	0.1		154	1		106	1		160	1.0		149	5		148	2.2		179	2.2	

Notes:
Analysis methods listed are accurate for most current sampling event. Previous analysis methods may be different.

[1]Carbon dioxide calculated from alkalinity results. Values for 2003 and 2004 were modified to be consistent with previous years' results.

< = less than reporting limit
µg/L = micrograms per liter
ID = identification number
J = estimated
LOQ = limit of quantification
mg/L = milligrams per liter
Qual = qualifier
RL = reporting limit
RSK = Robert S. Kerr Environmental Research Laboratory
SM = Standard Method
U = nondetect
USEPA = United States Environmental Protection Agency

TABLE E.2.2-12
CORNHUSKER ARMY AMMUNITION PLANT
PIEZOMETER PZ014-NATURAL ATTENUATION PARAMETERS

FIELD ID	PZ014					PZ014					PZ014					PZ014					PZ014					PZ014				
COLLECT DATE	5/13/2022					5/23/2021					6/12/2020					6/6/2019					3/15/2018					3/25/2017				
	Result	Qual	DL	LOD	LOQ	Result	Qual	DL	LOD	LOQ	Result	Qual	DL	LOD	LOQ	Result	Qual	DL	LOD	LOQ	Result	Qual	DL	LOD	LOQ	Result	Qual	DL	LOD	LOQ
NATURAL ATTENUATION PARAMETERS																														
Ammonia USEPA 350.1 (mg/L)	0.49		0.029	0.05	0.1	<	U	0.022	0.05	0.17	0.11		0.022	0.05	0.1	0.14		0.022	0.05	0.1	0.1	J	0.02	0.05	0.1	<	U	0.022	0.05	0.1
Total Kjeldahl Nitrogen USEPA 351.2 (mg/L)	1.5		0.69	0.8	1	0.95	J	0.69	1	1	<	U	0.69	1	1	<	U	0.69	1	1	1.6		0.18	0.5	1	<	U	0.18	0.5	1
Nitrate/Nitrite USEPA 353.2 (mg/L)	<	U	0.044	0.05	0.1	0.92		0.019	0.05	0.1	<	U	0.019	0.05	0.1	<	U	0.019	0.05	0.1	<	U	0.02	0.05	0.1	1.1		0.019	0.05	0.1
Sulfide SM 9034 (mg/L)	<	U	1.6	2	4	1.6	J	0.79	1.9	4	<	U	0.79	1.9	4	<	U	0.79	1.9	4	<	U	0.79	1.9	4	<	U	0.79	1.9	4
Sulfate USEPA 9056A (mg/L)	490		5.2	13	25	420		5.2	13	25	480		5.2	15	25	400	J	5.2	15	25	380		1.2	2.5	25	350		1.2	2.5	25
Dissolved Organic Carbon SM 9060A (mg/L)	7.8		0.35	0.8	1	5.5		0.35	0.8	1	5.3		0.35	1	1	4.5	J	0.16	0.5	1	4.2		0.16	0.5	1	5.7		0.16	0.5	1
Alkalinity SM 2320B (mg/L)	590		3.1	6.4	10	580		3.1	6.4	10	470		3.1	10	10	440		3.1	10	10	440		1.1	3.2	5	680		1.1	3.2	5
Methane RSK-175 (µg/L)	7800		0.63	1.3	5	790		0.63	2	5	270		0.63	2	5	580		0.63	2	5	870		0.22	0.8	5	1500		0.22	0.8	5
Carbon Dioxide SM 2320B (mg/L)[1]	262		3.1	6.4	10	258		3.1	6.4	10	209		3.1	10	10	196		3.1	10	10	196		1.1	3.2	5	302		1.1	3.2	5

Notes:
Analysis methods listed are accurate for most current sampling event. Previous analysis methods may be different.

[1]Carbon dioxide calculated from alkalinity results. Values for 2003 and 2004 were modified to be consistent with previous years' results.

< = less than reporting limit
µg/L = micrograms per liter
ID = identification number
J = estimated
LOQ = limit of quantification
mg/L = milligrams per liter
Qual = qualifier
RL = reporting limit
RSK = Robert S. Kerr Environmental Research Laboratory
SM = Standard Method
U = nondetect
USEPA = United States Environmental Protection Agency

TABLE E.2.2-12
CORNHUSKER ARMY AMMUNITION PLANT
PIEZOMETER PZ014-NATURAL ATTENUATION PARAMETERS

FIELD ID	PZ014					PZ014					PZ014			PZ014			PZ014			PZ014			PZ014			PZ014			PZ014		
COLLECT DATE	8/9/2016					8/11/2015					8/12/2014			3/19/2013			3/14/2012			3/10/2011			3/17/2010			3/12/2009			3/19/2008		
	Result	DL	LOD	LOQ	Qual	Result	DL	LOD	LOQ	Qual	Result	LOQ	Qual	Result	RL	Qual	Result	RL	Qual	Result	RL	Qual	Result	RL	Qual	Result	RL	Qual	Result	RL	Qual
NATURAL ATTENUATION PARAMETERS																															
Ammonia USEPA 350.1 (mg/L)	0.055	0.022	0.05	0.1	J	0.30	0.022	0.050	0.10		0.41	0.1		1.16	0.25		<	0.25	UJ	<	0.25	UJ	0.071	0.1	J	0.055	0.05		0.25	0.05	
Total Kjeldahl Nitrogen USEPA 351.2 (mg/L)	0.77	0.18	0.5	1	J	0.47	0.18	0.50	1.0	J	0.71	1	J	1.19	1		<	1	U	0.921	1	J	0.34	1	J	<	1	U	<	1	U
Nitrate/Nitrite USEPA 353.2 (mg/L)	1.8	0.019	0.05	0.1		<	0.019	0.050	0.10	U	<	0.1	U	0.019	0.1	J	<	0.1	U	0.027	0.1	J	<	0.1	U	<	0.05	U	<	0.05	U
Sulfide SM 9034 (mg/L)	<	0.79	1.9	4	U	<	0.79	1.9	4.0	U	<	4	U	<	2	U	0.6	2	J	0.4	2	J	6	1		11	1		22	1	
Sulfate USEPA 9056A (mg/L)	580	1.2	2.5	25		310	1.2	2.5	25		200	5		136	10		150	10		96	5		230	25		110	50		79	10	
Dissolved Organic Carbon SM 9060A (mg/L)	6.4	0.16	0.5	1		4.3	0.16	0.50	1.0		3.30	1		4.59	1		5.3	1		7.5	1		2.6	1		2.7	1		11	1	
Alkalinity SM 2320B (mg/L)	760	1.1	3.2	5		520	1.1	3.2	5.0		510	5		530	1.25		550	1.25		585	1		440	5		430	20		470	4	
Methane RSK-175 (µg/L)	1300	0.22	0.8	5		1500	0.22	0.80	5.0		3500	5		3400	19		1900	500		8000	500		980	10		1000	0.31		640	17	
Carbon Dioxide SM 2320B (mg/L)[1]	338	1.1	3.2	5		231	1.1	3.2	5.0		227	5		236	10		244	1.25		260	0.4		190	2.2		190	0.22		207	0.88	

Notes:
Analysis methods listed are accurate for most current sampling event. Previous analysis methods may be different.

[1]Carbon dioxide calculated from alkalinity results. Values for 2003 and 2004 were modified to be consistent with previous years' results.

< = less than reporting limit
µg/L = micrograms per liter
ID = identification number
J = estimated
LOQ = limit of quantification
mg/L = milligrams per liter
Qual = qualifier
RL = reporting limit
RSK = Robert S. Kerr Environmental Research Laboratory
SM = Standard Method
U = nondetect
USEPA = United States Environmental Protection Agency

TABLE E.2.2-12
CORNHUSKER ARMY AMMUNITION PLANT
PIEZOMETER PZ014-NATURAL ATTENUATION PARAMETERS

FIELD ID	PZ014			PZ014			PZ014			PZ014			PZ014			PZ014			PZ014			PZ014			PZ014		
COLLECT DATE	3/16/2007			3/17/2006			3/17/2005			3/17/2004			3/25/2003			3/25/2002			3/26/2001			3/21/2000			4/2/1999		
	Result	RL	Qual	Result	RL	Qual	Result	RL	Qual	Result	RL	Qual	Result	RL	Qual	Result	RL	Qual	Result	RL	Qual	Result	RL	Qual	Result	RL	Qual
NATURAL ATTENUATION PARAMETERS																											
Ammonia USEPA 350.1 (mg/L)	<	0.05	U	<	0.05	U	<	0.05	U	<	0.2	U	0.26	0.2		<	0.40	U	<	0.1	U	0.119	0.1		<	0.1	U
Total Kjeldahl Nitrogen USEPA 351.2 (mg/L)	<	1	U	<	1	U	<	1	U	<	0.26	U	<	0.2	U	0.43	0.40		0.211	0.1		0.198	0.1		0.283	0.1	
Nitrate/Nitrite USEPA 353.2 (mg/L)	0.66	0.05		0.66	0.05		0.85	0.05		0.74	0.1		0.33	0.1		0.38	0.10		<	0.5	U	<	1	U	<	1	U
Sulfide SM 9034 (mg/L)	<	1	U	<	1	U	<	1	U	<	1	U	<	1	U	<	1.0	U	<	1	U	<	1	U	<	1	U
Sulfate USEPA 9056A (mg/L)	130	20		160	50		120	50		110	4		120	5		110	5.0		114	2.5		93.8	2		88	5	
Dissolved Organic Carbon SM 9060A (mg/L)	2.2	1		2	1		2.3	1		<	2	U	2	1		1.9	1.0		<	5	U	7.90	5		12.3	5	
Alkalinity SM 2320B (mg/L)	370	8		370	8		380	8		350	5		400	5		360	5.0		363	5		358	5		403	5	
Methane RSK-175 (µg/L)	<	0.87	U	<	0.87	U	<	0.87	U	<	2	U	<	2	U	<	2.0	U	0.93	1	J	<	1	U	<	1	U
Carbon Dioxide SM 2320B (mg/L)[1]	160	0.88		160	0.88		170	0.1		154	1		176	1		160	1.0		160	5		158	2.2		177	2.2	

Notes:
Analysis methods listed are accurate for most current sampling event. Previous analysis methods may be different.

[1]Carbon dioxide calculated from alkalinity results. Values for 2003 and 2004 were modified to be consistent with previous years' results.

< = less than reporting limit
µg/L = micrograms per liter
ID = identification number
J = estimated
LOQ = limit of quantification
mg/L = milligrams per liter
Qual = qualifier
RL = reporting limit
RSK = Robert S. Kerr Environmental Research Laboratory
SM = Standard Method
U = nondetect
USEPA = United States Environmental Protection Agency

TABLE E.2.2-13
CORNHUSKER ARMY AMMUNITION PLANT
PIEZOMETER PZ015-NATURAL ATTENUATION PARAMETERS

FIELD ID	PZ015					PZ015					PZ015					PZ015					PZ015					PZ015				
COLLECT DATE	5/15/2022					5/21/2021					6/13/2020					6/4/2019					3/22/2018					3/30/2017				
	Result	Qual	DL	LOD	LOQ	Result	Qual	DL	LOD	LOQ	Result	Qual	DL	LOD	LOQ	Result	Qual	DL	LOD	LOQ	Result	Qual	DL	LOD	LOQ	Result	Qual	DL	LOD	LOQ
NATURAL ATTENUATION PARAMETERS																														
Ammonia USEPA 350.1 (mg/L)	0.3		0.029	0.05	0.1	0.67		0.022	0.05	0.1	1.2		0.022	0.05	0.1	1.1		0.022	0.05	0.1	0.97		0.02	0.05	0.1	0.87		0.022	0.05	0.1
Total Kjeldahl Nitrogen USEPA 351.2 (mg/L)	<	U	0.69	0.8	1	<	U	0.69	1	1	3.3		0.69	1	1	0.69	J	0.69	1	1	1.5		0.18	0.5	1	1.6		0.18	0.5	1
Nitrate/Nitrite USEPA 353.2 (mg/L)	9.4		0.044	0.05	0.1	12		0.038	0.1	0.2	<	U	0.019	0.05	0.1	13	J	0.038	0.1	0.2	3.2		0.02	0.05	0.1	0.95		0.019	0.05	0.1
Sulfide SM 9034 (mg/L)	<	U	1.6	2	4	<	U	0.79	1.9	4	0.8	J	0.79	1.9	4	<	U	0.79	1.9	4	<	U	10	10	10	<	U	0.79	1.9	4
Sulfate USEPA 9056A (mg/L)	100		1	2.5	5	77		1	2.5	5	96		1	3	5	53		5.2	15	25	72		0.23	0.5	5	65		0.23	0.5	5
Dissolved Organic Carbon SM 9060A (mg/L)	3.7		0.35	0.8	1	3.8		0.35	0.8	1	4.1		0.35	1	1	4.5		0.16	0.5	1	4		0.16	0.5	1	3.9		0.16	0.5	1
Alkalinity SM 2320B (mg/L)	210		3.1	6.4	10	210		3.1	6.4	10	290		3.1	10	10	280		3.1	10	10	240		1.1	3.2	5	250		1.1	3.2	5
Methane RSK-175 (µg/L)	57		0.63	1.3	5	550		0.63	2	5	6100		1.9	6	15	4100		0.63	2	5	5500	J	0.22	0.8	5	7600		0.22	0.8	5
Carbon Dioxide SM 2320B (mg/L)[1]	93		3.1	6.4	10	93		3.1	6.4	10	129		3.1	10	10	124		3.1	10	10	107		1.1	3.2	5	111		1.1	3.2	5

Notes:
Analysis methods listed are accurate for most current sampling event. Previous analysis methods may be different.

[1]Carbon dioxide calculated from alkalinity results. Values for 2003 and 2004 were modified to be consistent with previous years' results.

< = less than reporting limit
µg/L = micrograms per liter
ID = identification number
J = estimated
LOQ = limit of quantification
mg/L = milligrams per liter
Qual = qualifier
RL = reporting limit
RSK = Robert S. Kerr Environmental Research Laboratory
SM = Standard Method
U = nondetect
USEPA = United States Environmental Protection Agency

TABLE E.2.2-13
CORNHUSKER ARMY AMMUNITION PLANT
PIEZOMETER PZ015-NATURAL ATTENUATION PARAMETERS

FIELD ID	PZ015					PZ015					PZ015			PZ015			PZ015			PZ015			PZ015			PZ015			PZ015		
COLLECT DATE	8/12/2016					8/13/2015					8/14/2014			3/18/2013			3/13/2012			3/15/2011			3/18/2010			3/16/2009			3/18/2008		
	Result	DL	LOD	LOQ	Qual	Result	DL	LOD	LOQ	Qual	Result	LOQ	Qual	Result	RL	Qual	Result	RL	Qual	Result	RL	Qual	Result	RL	Qual	Result	RL	Qual	Result	RL	Qual
NATURAL ATTENUATION PARAMETERS																															
Ammonia USEPA 350.1 (mg/L)	0.43	0.022	0.05	0.1		0.64	0.022	0.050	0.10		1.3	0.1	J	3.32	0.25	J	3.0	0.25		5.7	0.25		0.096	0.1	J	0.28	0.05		0.66	0.05	
Total Kjeldahl Nitrogen USEPA 351.2 (mg/L)	<	0.18	0.5	1	U	<	0.18	0.50	1.0	U	1.4	1		6.55	1	J	6.2	1		9.9	1		0.32	1	J	<	1	U	1.1	1	
Nitrate/Nitrite USEPA 353.2 (mg/L)	20	0.19	0.5	1		18	0.19	0.50	1.0		<	0.1	U	<	0.1	UJ	0.141	0.1		0.092	0.1	J	2.5	0.1		4	0.5		3	0.1	
Sulfide SM 9034 (mg/L)	<	0.79	1.9	4	U	<	0.79	1.9	4	U	<	4	U	<	2	UJ	1	2	J	0.2	2	J	<	4	U	<	1	U	<	1	U
Sulfate USEPA 9056A (mg/L)	82	0.23	0.5	5		82	0.23	0.5	5		28	5		27.50	1	J	21	1		13	1		18	5		47	20		62	10	
Dissolved Organic Carbon SM 9060A (mg/L)	4.8	0.16	0.5	1		5.3	0.16	0.50	1.0		7.6	1		8.19	1	J	7.2	1		237	1		<	1	U	2.5	1		2.8	1	
Alkalinity SM 2320B (mg/L)	180	1.1	3.2	5		210	1.1	3.2	5.0		370	5		298	1.25		220	1.25		298	1		180	5		210	13		190	2	
Methane RSK-175 (µg/L)	6300	0.22	0.8	5		7600	0.22	0.80	5.0		14000	5		3200	100	J	4400	250		9400	500		<	5	U	48	0.31		<	1.7	U
Carbon Dioxide SM 2320B (mg/L)[1]	80	1.1	3.2	5		93	1.1	3.2	5.0		164	5		132	10	J	98	1.25		132	0.4		77	2.2		94	0.22		84	0.88	

Notes:
Analysis methods listed are accurate for most current sampling event. Previous analysis methods may be different.

[1]Carbon dioxide calculated from alkalinity results. Values for 2003 and 2004 were modified to be consistent with previous years' results.

< = less than reporting limit
µg/L = micrograms per liter
ID = identification number
J = estimated
LOQ = limit of quantification
mg/L = milligrams per liter
Qual = qualifier
RL = reporting limit
RSK = Robert S. Kerr Environmental Research Laboratory
SM = Standard Method
U = nondetect
USEPA = United States Environmental Protection Agency

TABLE E.2.2-13
CORNHUSKER ARMY AMMUNITION PLANT
PIEZOMETER PZ015-NATURAL ATTENUATION PARAMETERS

FIELD ID	PZ015			PZ015			PZ015			PZ015			PZ015			PZ015			PZ015			PZ015			PZ015		
COLLECT DATE	3/15/2007			3/16/2006			3/16/2005			3/18/2004			3/18/2003			3/22/2002			3/23/2001			3/21/2000			4/2/1999		
	Result	RL	Qual	Result	RL	Qual	Result	RL	Qual	Result	RL	Qual	Result	RL	Qual	Result	RL	Qual	Result	RL	Qual	Result	RL	Qual	Result	RL	Qual
NATURAL ATTENUATION PARAMETERS																											
Ammonia USEPA 350.1 (mg/L)	1	0.05		1.5	0.05		1.2	0.05		1	0.2		0.91	0.2		0.48	0.20		0.247	0.1		<	0.1	U	<	0.1	U
Total Kjeldahl Nitrogen USEPA 351.2 (mg/L)	<	1	U	1.4	1	J	2.2	1		1.8	0.2		1.4	0.2		0.72	0.20		0.383	0.1		0.160	0.1		0.207	0.1	
Nitrate/Nitrite USEPA 353.2 (mg/L)	8.8	1		9.2	0.25		6.8	0.25		4.8	1		5.6	0.2	J	5.9	0.50		8.17	0.5		2.05	1		3.87	1	
Sulfide SM 9034 (mg/L)	<	1	U	<	1	U	<	1	U	<	1	U	<	1	U	<	1.0	U	<	1	U	<	1	U	<	1	U
Sulfate USEPA 9056A (mg/L)	45	10		38	10		30	10		28	2		30	5		30	5.0		27.3	5		27.0	2		28	5	
Dissolved Organic Carbon SM 9060A (mg/L)	1.9	1		1.7	1		2.3	1		2.3	1		2.3	1		2.5	1.0		<	5	U	9.00	5		13.8	5	
Alkalinity SM 2320B (mg/L)	160	8		150	8		180	8		180	5		180	5		180	5.0		155	5		249	5		116	5	
Methane RSK-175 (µg/L)	<	0.87	U	<	0.87	U	<	0.87	U	<	2	U	<	2	U	<	2.0	U	<	1	U	<	1	U	<	1	U
Carbon Dioxide SM 2320B (mg/L)[1]	72	0.88		66	0.88		79	0.1		79	1		79	1		79	1.0		68.2	5		110	2.2		51.0	2.2	

Notes:
Analysis methods listed are accurate for most current sampling event. Previous analysis methods may be different.

[1]Carbon dioxide calculated from alkalinity results. Values for 2003 and 2004 were modified to be consistent with previous years' results.

< = less than reporting limit
µg/L = micrograms per liter
ID = identification number
J = estimated
LOQ = limit of quantification
mg/L = milligrams per liter
Qual = qualifier
RL = reporting limit
RSK = Robert S. Kerr Environmental Research Laboratory
SM = Standard Method
U = nondetect
USEPA = United States Environmental Protection Agency

TABLE E.2.2-14
CORNHUSKER ARMY AMMUNITION PLANT
PIEZOMETER PZ016-NATURAL ATTENUATION PARAMETERS

FIELD ID	PZ016					PZ016					PZ016					PZ016					PZ016					PZ016				
COLLECT DATE	5/15/2022					5/22/2021					6/13/2020					6/9/2019					3/22/2018					3/30/2017				
	Result	Qual	DL	LOD	LOQ	Result	Qual	DL	LOD	LOQ	Result	Qual	DL	LOD	LOQ	Result	Qual	DL	LOD	LOQ	Result	Qual	DL	LOD	LOQ	Result	Qual	DL	LOD	LOQ
NATURAL ATTENUATION PARAMETERS																														
Ammonia USEPA 350.1 (mg/L)	0.044	J	0.029	0.05	0.1	<	U	0.022	0.05	0.1	0.21		0.022	0.05	0.1	0.14		0.022	0.05	0.1	0.36		0.02	0.05	0.1	0.47		0.022	0.05	0.1
Total Kjeldahl Nitrogen USEPA 351.2 (mg/L)	<	U	0.69	0.8	1	<	UJ	0.69	1	1	<	U	0.69	1	1	<	U	0.69	1	1	0.73	J	0.18	0.5	1	1		0.18	0.5	1
Nitrate/Nitrite USEPA 353.2 (mg/L)	8.3		0.088	0.1	0.2	7.9		0.019	0.05	0.1	2.7		0.019	0.05	0.1	5		0.019	0.05	0.1	0.81		0.02	0.05	0.1	0.91		0.019	0.05	0.1
Sulfide SM 9034 (mg/L)	<	U	1.6	2	4	0.8	J	0.79	1.9	4	<	U	0.79	1.9	4	<	U	0.79	1.9	4	24		10	10	10	<	U	0.79	1.9	4
Sulfate USEPA 9056A (mg/L)	120		1	2.5	5	91		1	2.5	5	110		1	3	5	89	J	1	3	5	74		0.23	0.5	5	80		0.23	0.5	5
Dissolved Organic Carbon SM 9060A (mg/L)	4.6		0.35	0.8	1	3.9		0.35	0.8	1	2.5		0.35	1	1	2.7		0.16	0.5	1	2.8		0.16	0.5	1	3.5		0.16	0.5	1
Alkalinity SM 2320B (mg/L)	320		3.1	6.4	10	350		3.1	6.4	10	320		3.1	10	10	340		3.1	10	10	300		1.1	3.2	5	310		1.1	3.2	5
Methane RSK-175 (µg/L)	170		0.63	1.3	5	190	J	0.63	2	5	710		0.63	2	5	660	J	0.63	2	5	NS					2800		0.22	0.8	5
Carbon Dioxide SM 2320B (mg/L)[1]	142		3.1	6.4	10	156		3.1	6.4	10	142		3.1	10	10	151		3.1	10	10	133		1.1	3.2	5	138		1.1	3.2	5

Notes:
Analysis methods listed are accurate for most current sampling event. Previous analysis methods may be different.

[1]Carbon dioxide calculated from alkalinity results. Values for 2003 and 2004 were modified to be consistent with previous years' results.

< = less than reporting limit
µg/L = micrograms per liter
ID = identification number
J = estimated
LOQ = limit of quantification
mg/L = milligrams per liter
Qual = qualifier
RL = reporting limit
RSK = Robert S. Kerr Environmental Research Laboratory
SM = Standard Method
U = nondetect
USEPA = United States Environmental Protection Agency

TABLE E.2.2-14
CORNHUSKER ARMY AMMUNITION PLANT
PIEZOMETER PZ016-NATURAL ATTENUATION PARAMETERS

FIELD ID	PZ016					PZ016					PZ016			PZ016			PZ016			PZ016			PZ016			PZ016			PZ016		
COLLECT DATE	8/12/2016					8/13/2015					8/14/2014			3/18/2013			3/14/2012			3/15/2011			3/18/2010			3/18/2009			3/18/2008		
	Result	DL	LOD	LOQ	Qual	Result	DL	LOD	LOQ	Qual	Result	LOQ	Qual	Result	RL	Qual	Result	RL	Qual	Result	RL	Qual	Result	RL	Qual	Result	RL	Qual	Result	RL	Qual
NATURAL ATTENUATION PARAMETERS																															
Ammonia USEPA 350.1 (mg/L)	0.59	0.022	0.05	0.1		0.46	0.022	0.050	0.10	J	0.45	0.1		1.7	0.25		0.811	0.25		0.964	0.25		1	0.1		<	0.05	U	0.19	0.05	
Total Kjeldahl Nitrogen USEPA 351.2 (mg/L)	0.91	0.18	0.5	1	J	0.63	0.18	0.50	1.0	J	0.57	1	J	5.22	1		<	1	U	1.2	1		2.4	1		<	1	U	<	1	U
Nitrate/Nitrite USEPA 353.2 (mg/L)	0.3	0.019	0.05	0.1		<	0.019	0.050	1.0	U	<	0.1	U	0.144	0.1		2.3	0.1		3.0	0.1		2.1	0.1		5.2	0.5		1.3	0.05	
Sulfide SM 9034 (mg/L)	<	0.79	1.9	4	U	<	0.79	1.9	4.0	U	0.8	4	J	0.401	2	J	0.8	2	J	0.4	2	J	<	4	U	<	1	U	<	1	U
Sulfate USEPA 9056A (mg/L)	110	0.23	0.5	5		81	0.23	0.50	5.0		24	5		47.8	1		53	1		57	1		52	25		83	20		80	10	
Dissolved Organic Carbon SM 9060A (mg/L)	5.1	0.16	0.5	1		4.8	0.16	0.50	1.0		5.3	1		3.79	1		4.0	1		4.0	1		5.5	1		2.3	1		2	1	
Alkalinity SM 2320B (mg/L)	280	1.1	3.2	5		270	1.1	3.2	5.0		300	5		265	1.25		235	1.25		245	1		250	5		220	20		170	2	
Methane RSK-175 (µg/L)	4500	0.22	0.8	5		5200	0.22	0.80	5.0		5100	5		220	4.9		5200	250		3900	250		2800	50	J	<	0.31	U	<	1.7	U
Carbon Dioxide SM 2320B (mg/L)[1]	124	1.1	3.2	5		120	1.1	3.2	5.0		133	5		118	10		104	1.25		109	0.4		110	2.2		96	0.22		75	0.88	

Notes:
Analysis methods listed are accurate for most current sampling event. Previous analysis methods may be different.

[1]Carbon dioxide calculated from alkalinity results. Values for 2003 and 2004 were modified to be consistent with previous years' results.

< = less than reporting limit
µg/L = micrograms per liter
ID = identification number
J = estimated
LOQ = limit of quantification
mg/L = milligrams per liter
Qual = qualifier
RL = reporting limit
RSK = Robert S. Kerr Environmental Research Laboratory
SM = Standard Method
U = nondetect
USEPA = United States Environmental Protection Agency

TABLE E.2.2-14
CORNHUSKER ARMY AMMUNITION PLANT
PIEZOMETER PZ016-NATURAL ATTENUATION PARAMETERS

FIELD ID	PZ016			PZ016			PZ016			PZ016			PZ016			PZ016			PZ016			PZ016			PZ016		
COLLECT DATE	3/15/2007			3/16/2006			3/16/2005			3/18/2004			3/18/2003			3/22/2002			3/23/2001			3/21/2000			4/2/1999		
	Result	RL	Qual	Result	RL	Qual	Result	RL	Qual	Result	RL	Qual	Result	RL	Qual	Result	RL	Qual	Result	RL	Qual	Result	RL	Qual	Result	RL	Qual
NATURAL ATTENUATION PARAMETERS																											
Ammonia USEPA 350.1 (mg/L)	<	0.05	U	<	0.05	U	<	0.05	U	<	0.2	U	0.12	0.2	J	0.12	0.20	J	<	0.1	U	<	0.1	U	<	0.1	U
Total Kjeldahl Nitrogen USEPA 351.2 (mg/L)	<	1	UJ	<	1	UJ	1.2	1		0.82	0.2		<	0.49	U	0.37	0.20		<	0.1	U	<	0.1	U	0.346	0.1	
Nitrate/Nitrite USEPA 353.2 (mg/L)	8.3	1		9.7	0.25		7.8	0.25		6.5	1		6.6	0.2	J	3.6	0.10		4.1	0.5		2.89	1		2.88	1	
Sulfide SM 9034 (mg/L)	<	1	U	<	1	U	<	1	U	<	1	U	<	1	U	<	1.0	U	<	1	U	<	1	U	<	1	U
Sulfate USEPA 9056A (mg/L)	70	10		60	10		40	10		38	2		39	5		24	5.0		30.3	5		22.3	2		28	5	
Dissolved Organic Carbon SM 9060A (mg/L)	1.7	1		1.6	1		2.1	1		2.1	1		1.9	1		2.9	1.0		<	5	U	9.20	5		12.2	5	
Alkalinity SM 2320B (mg/L)	190	8		180	8		190	8		180	5		200	5		180	5.0		163	5		156	5		183	5	
Methane RSK-175 (µg/L)	<	0.87	U	<	0.87	U	<	0.87	U	<	2	U	<	2	U	<	2.0	U	<	1	U	<	1	U	<	1	U
Carbon Dioxide SM 2320B (mg/L)[1]	84	0.88		79	0.88		84	0.1		79	1		88	1		79	1.0		71.7	5		68.6	2.2		80.5	2.2	

Notes:
Analysis methods listed are accurate for most current sampling event. Previous analysis methods may be different.

[1]Carbon dioxide calculated from alkalinity results. Values for 2003 and 2004 were modified to be consistent with previous years' results.

< = less than reporting limit
µg/L = micrograms per liter
ID = identification number
J = estimated
LOQ = limit of quantification
mg/L = milligrams per liter
Qual = qualifier
RL = reporting limit
RSK = Robert S. Kerr Environmental Research Laboratory
SM = Standard Method
U = nondetect
USEPA = United States Environmental Protection Agency

TABLE E.2.2-15
CORNHUSKER ARMY AMMUNITION PLANT
PIEZOMETER PZ017R-NATURAL ATTENUATION PARAMETERS

FIELD ID	PZ017R					PZ017R					PZ017R					PZ017R					PZ017R					PZ017R				
COLLECT DATE	5/17/2022					5/26/2021					6/16/2020					6/11/2019					3/20/2018					4/1/2017				
	Result	Qual	DL	LOD	LOQ	Result	Qual	DL	LOD	LOQ	Result	Qual	DL	LOD	LOQ	Result	Qual	DL	LOD	LOQ	Result	Qual	DL	LOD	LOQ	Result	Qual	DL	LOD	LOQ
NATURAL ATTENUATION PARAMETERS																														
Ammonia USEPA 350.1 (mg/L)	0.72		0.029	0.05	0.1	0.033	J	0.022	0.05	0.1	<	U	0.022	0.05	0.1	<	U	0.022	0.05	0.1	0.02	J	0.02	0.05	0.1	0.031	J	0.022	0.05	0.1
Total Kjeldahl Nitrogen USEPA 351.2 (mg/L)	2.3		0.69	0.8	1	<	U	0.69	1	1	<	U	0.69	1	1	<	U	0.69	1	1	<	U	0.18	0.5	1	<	U	0.18	0.5	1
Nitrate/Nitrite USEPA 353.2 (mg/L)	2.5		0.044	0.05	0.1	24		0.48	1.3	2.5	30		0.076	0.2	0.4	52		0.19	0.5	1.0	48		0.19	0.5	1	49		0.19	0.5	1
Sulfide SM 9034 (mg/L)	<	U	1.6	2	4	<	U	0.79	1.9	4	<	U	0.79	1.9	4	<	U	0.79	1.9	4	<	U	0.79	1.9	4	<	U	0.79	1.9	4
Sulfate USEPA 9056A (mg/L)	56		1	2.5	5	81		1	2.5	5	62		1	2.5	5	64		1	3	5	69		0.23	0.5	5	55		0.23	0.5	5
Dissolved Organic Carbon SM 9060A (mg/L)	8.9		0.35	0.8	1	4.2		0.35	0.8	1	5.1		0.35	1	1	3.1		0.16	0.5	1	3.3		0.16	0.5	1	3		0.16	0.5	1
Alkalinity SM 2320B (mg/L)	530		3.1	6.4	10	280		3.1	6.4	10	190		3.1	10	10	140		3.1	10	10	150		1.1	3.2	5	130		1.1	3.2	5
Methane RSK-175 (µg/L)	19000		0.63	1.3	5	6500		0.63	2	5	1800		0.63	2	5	19		0.63	2	5	370		0.22	0.8	5	300		0.22	0.8	5
Carbon Dioxide SM 2320B (mg/L)[1]	236		3.1	6.4	10	124		3.1	6.4	10	84		3.1	10	10	62		3.1	10	10	67		1.1	3.2	5	58		1.1	3.2	5

Notes:
Analysis methods listed are accurate for most current sampling event. Previous analysis methods may be different.

[1]Carbon dioxide calculated from alkalinity results. Values for 2003 and 2004 were modified to be consistent with previous years' results.

< = less than reporting limit
µg/L = micrograms per liter
ID = identification number
J = estimated
LOQ = limit of quantification
mg/L = milligrams per liter
Qual = qualifier
RL = reporting limit
RSK = Robert S. Kerr Environmental Research Laboratory
SM = Standard Method
U = nondetect
USEPA = United States Environmental Protection Agency

TABLE E.2.2-15
CORNHUSKER ARMY AMMUNITION PLANT
PIEZOMETER PZ017R-NATURAL ATTENUATION PARAMETERS

FIELD ID	PZ017R					PZ017R					PZ017R			PZ017R			PZ017R			PZ017R			PZ017R			PZ017			PZ017		
COLLECT DATE	8/9/2016					8/13/2015					8/15/2014			3/13/2013			3/12/2012			3/14/2011			3/16/2010			None			3/12/2008		
	Result	DL	LOD	LOQ	Qual	Result	DL	LOD	LOQ	Qual	Result	LOQ	Qual	Result	RL	Qual	Result	RL	Qual	Result	RL	Qual	Result	RL	Qual	Result	RL	Qual	Result	RL	Qual
NATURAL ATTENUATION PARAMETERS																															
Ammonia USEPA 350.1 (mg/L)	0.024	0.022	0.05	0.1	J	0.037	0.022	0.050	0.10	J	0.14	0.1		0.606	0.25		<	0.25	UJ	0.194	0.25	J	0.17	0.1					1.5	0.05	
Total Kjeldahl Nitrogen USEPA 351.2 (mg/L)	<	0.18	0.5	1	U	<	0.18	0.50	1.0	U	<	1	U	<	1	U	<	1	UJ	<	1	U	<	1	U	**Not Sampled**			<	1	U
Nitrate/Nitrite USEPA 353.2 (mg/L)	36	0.19	0.5	1		19	0.19	0.50	1.0		17	0.2		18.9	0.1		22	0.1		23	0.1		59	1		**in 2009**			9.6	0.5	
Sulfide SM 9034 (mg/L)	<	0.79	1.9	4	U	<	0.79	1.9	4.0	U	<	4	U	0.2	2	J	0.4	2	J	0.2	2	J	<	1	U				<	1	U
Sulfate USEPA 9056A (mg/L)	53	0.23	0.5	5		52	0.23	0.50	5.0		56	5		53	1		43	1		46	1		36	5					77	10	
Dissolved Organic Carbon SM 9060A (mg/L)	2.6	0.16	0.5	1		2.4	0.16	0.50	1.0		2.7	1		2.27	1		<	1	U	2.8	1		2.3	1					2.8	1	
Alkalinity SM 2320B (mg/L)	150	1.1	3.2	5		160	1.1	3.2	5.0		170	5		180	1.25		100	1.25		145	1		100	5					210	2	
Methane RSK-175 (µg/L)	410	0.22	0.8	5		260	0.22	0.80	5.0		590	5		9.5	5		<	5	UJ	<	5	UJ	0.26	5	J				<	1.7	U
Carbon Dioxide SM 2320B (mg/L)[1]	67	1.1	3.2	5		71	1.1	3.2	5.0		76	5		80	10		44	1.25		64	0.4		44	2.2					92	0.88	

Notes:
Analysis methods listed are accurate for most current sampling event. Previous analysis methods may be different.

[1]Carbon dioxide calculated from alkalinity results. Values for 2003 and 2004 were modified to be consistent with previous years' results.

< = less than reporting limit
µg/L = micrograms per liter
ID = identification number
J = estimated
LOQ = limit of quantification
mg/L = milligrams per liter
Qual = qualifier
RL = reporting limit
RSK = Robert S. Kerr Environmental Research Laboratory
SM = Standard Method
U = nondetect
USEPA = United States Environmental Protection Agency

TABLE E.2.2-15
CORNHUSKER ARMY AMMUNITION PLANT
PIEZOMETER PZ017R-NATURAL ATTENUATION PARAMETERS

FIELD ID	PZ017			PZ017			PZ017			PZ017			PZ017			PZ017			PZ017		
COLLECT DATE	3/12/2007			3/14/2006			3/15/2005			3/16/2004			3/19/2003			3/19/2002			3/22/2001		
	Result	RL	Qual	Result	RL	Qual	Result	RL	Qual	Result	RL	Qual	Result	RL	Qual	Result	RL	Qual	Result	RL	Qual
NATURAL ATTENUATION PARAMETERS																					
Ammonia USEPA 350.1 (mg/L)	1.6	0.05		<	0.05	U	2.4	0.1		1.6	0.2		1.8	0.2	J	0.65	0.20		0.6	0.1	
Total Kjeldahl Nitrogen USEPA 351.2 (mg/L)	1.7	1		1.3	1		2.1	1		2.6	0.2		2	0.2		0.77	0.40		1.1	0.1	
Nitrate/Nitrite USEPA 353.2 (mg/L)	11	1	J	10	0.25		10	0.5		9.2	1		9.6	0.5	J	6.7	0.20		7.1	0.5	
Sulfide SM 9034 (mg/L)	<	1	U	<	1	U	<	1	U	<	1	U	1.1	1		<	1.0	U	<	1	U
Sulfate USEPA 9056A (mg/L)	64	10		47	10		42	10		37	2		41	5		31	5.0		33.7	5	
Dissolved Organic Carbon SM 9060A (mg/L)	2.1	1		2.2	1		5.1	1	J	2.5	1		2.1	1		3.9	1.0		<	1	U
Alkalinity SM 2320B (mg/L)	220	8		230	8		240	8		220	5		190	5	J	230	5.0		208	5	
Methane RSK-175 (µg/L)	<	0.87	U	<	0.87	U	<	0.87	U	<	2	U	<	2	U	<	2.0	U	9.3	1	
Carbon Dioxide SM 2320B (mg/L)[1]	99	0.88		100	0.88		110	0.1		97	0.5		84	1		100	1.0		91.5	5.0	

Notes:
Analysis methods listed are accurate for most current sampling event. Previous analysis methods may be different.

[1]Carbon dioxide calculated from alkalinity results. Values for 2003 and 2004 were modified to be consistent with previous years' results.

< = less than reporting limit
µg/L = micrograms per liter
ID = identification number
J = estimated
LOQ = limit of quantification
mg/L = milligrams per liter
Qual = qualifier
RL = reporting limit
RSK = Robert S. Kerr Environmental Research Laboratory
SM = Standard Method
U = nondetect
USEPA = United States Environmental Protection Agency

TABLE E.2.2-16
CORNHUSKER ARMY AMMUNITION PLANT
PIEZOMETER PZ018-NATURAL ATTENUATION PARAMETERS

FIELD ID	PZ018					PZ018					PZ018					PZ018					PZ018					PZ018				
COLLECT DATE	5/18/2022					5/25/2021					6/16/2020					6/11/2019					3/20/2018					3/30/2017				
	Result	Qual	DL	LOD	LOQ	Result	Qual	DL	LOD	LOQ	Result	Qual	DL	LOD	LOQ	Result	Qual	DL	LOD	LOQ	Result	Qual	DL	LOD	LOQ	Result	Qual	DL	LOD	LOQ
NATURAL ATTENUATION PARAMETERS																														
Ammonia USEPA 350.1 (mg/L)	0.93		0.029	0.05	0.1	0.32	J	0.11	0.25	0.5	<	U	0.022	0.05	0.1	0.32		0.022	0.05	0.1	0.09	J	0.02	0.05	0.1	0.025	J	0.022	0.05	0.1
Total Kjeldahl Nitrogen USEPA 351.2 (mg/L)	3		0.69	0.8	1	2.4		0.69	1	1	<	U	0.69	1	1	<	U	0.69	1	1	<	U	0.18	0.5	1	<	U	0.18	0.5	1
Nitrate/Nitrite USEPA 353.2 (mg/L)	2.8		0.044	0.05	0.1	5		0.019	0.05	0.1	26		0.095	0.25	0.5	<	U	0.019	0.05	0.1	25		0.1	0.25	0.5	21		0.095	0.25	0.5
Sulfide SM 9034 (mg/L)	<	U	1.6	2	4	<	U	0.79	1.9	4	<	U	0.79	1.9	4	<	U	0.79	1.9	4	<	U	0.79	1.9	4	<	U	0.79	1.9	4
Sulfate USEPA 9056A (mg/L)	39		1	2.5	5	53		1	2.5	5	67		1	2.5	5	110		1	3	5	93		0.23	0.5	5	76		0.23	0.5	5
Dissolved Organic Carbon SM 9060A (mg/L)	13		0.35	0.8	1	11		0.35	0.8	1	4		0.35	1	1	2.8		0.16	0.5	1	3.1		0.16	0.5	1	3		0.16	0.5	1
Alkalinity SM 2320B (mg/L)	390		3.1	6.4	10	360		3.1	6.4	10	96		3.1	10	10	240		3.1	10	10	200		1.1	3.2	5	220		1.1	3.2	5
Methane RSK-175 (µg/L)	15000		0.63	1.3	5	7900		0.63	2	5	<	U	0.63	2	5	510	J	0.63	2	5	1100		0.22	0.8	5	1800		0.22	0.8	5
Carbon Dioxide SM 2320B (mg/L)[1]	173		3.1	6.4	10	160		3.1	6.4	10	43		3.1	10	10	107		3.1	10	10	89		1.1	3.2	5	98		1.1	3.2	5

Notes:
Analysis methods listed are accurate for most current sampling event. Previous analysis methods may be different.

[1]Carbon dioxide calculated from alkalinity results. Values for 2003 and 2004 were modified to be consistent with previous years' results.

< = less than reporting limit
µg/L = micrograms per liter
ID = identification number
J = estimated
LOQ = limit of quantification
mg/L = milligrams per liter
Qual = qualifier
RL = reporting limit
RSK = Robert S. Kerr Environmental Research Laboratory
SM = Standard Method
U = nondetect
USEPA = United States Environmental Protection Agency

TABLE E.2.2-16
CORNHUSKER ARMY AMMUNITION PLANT
PIEZOMETER PZ018-NATURAL ATTENUATION PARAMETERS

FIELD ID	PZ018					PZ018					PZ018			PZ018			PZ018			PZ018			PZ018			PZ018			PZ018		
COLLECT DATE	8/9/2016					8/12/2015					8/15/2014			3/13/2013			3/12/2012			3/14/2011			3/16/2010			3/17/2009			3/11/2008		
	Result	DL	LOD	LOQ	Qual	Result	DL	LOD	LOQ	Qual	Result	LOQ	Qual	Result	RL	Qual	Result	RL	Qual	Result	RL	Qual	Result	RL	Qual	Result	RL	Qual	Result	RL	Qual
NATURAL ATTENUATION PARAMETERS																															
Ammonia USEPA 350.1 (mg/L)	<	0.022	0.05	0.1	U	0.023	0.022	0.050	0.10	J	0.025	0.1	J	0.612	0.25		<	0.25	UJ	<	0.25	UJ	0.15	0.1		0.67	0.05		1.1	0.05	
Total Kjeldahl Nitrogen USEPA 351.2 (mg/L)	<	0.18	0.5	1	U	<	0.18	0.50	1.0	U	<	1	U	<	1	U	<	1	UJ	<	1	UJ	<	1	U	<	1	U	<	1	U
Nitrate/Nitrite USEPA 353.2 (mg/L)	27	0.19	0.5	1		25	0.19	0.50	1.0		10	0.1		9.04	0.1		9.3	0.1		12	0.1		18	0.5		14	0.5		9.8	0.5	
Sulfide SM 9034 (mg/L)	<	0.79	1.9	4	U	<	0.79	1.9	4.0	U	<	4	U	0.2	2	J	0.6	2	J	<	2	U	<	1	U	<	1	U	<	1	U
Sulfate USEPA 9056A (mg/L)	64	0.23	0.5	5		62	0.23	0.50	5.0		66	5		63	1		69	1	J	71	1		51	25		53	20		48	10	
Dissolved Organic Carbon SM 9060A (mg/L)	3.3	0.16	0.5	1		2.3	0.16	0.50	1.0		2.3	1		2.23	1		2.3	1		2.4	1		2	1		2.5	1		2.5	1	
Alkalinity SM 2320B (mg/L)	210	1.1	3.2	5		170	1.1	3.2	5.0		200	5		200	1.25		172	1.25		195	1		170	5		210	20		190	2	
Methane RSK-175 (µg/L)	2100	0.22	0.8	5		910	0.22	0.80	5.0		<	5	U	62	5		<	5	U	<	5	UJ	<	5	U	0.27	0.31	J	<	1.7	U
Carbon Dioxide SM 2320B (mg/L)[1]	93	1.1	3.2	5		76	1.1	3.2	5.0		89	5		89	10		76	1.25		87	0.4		77	2.2		92	0.22		84	0.88	

Notes:
Analysis methods listed are accurate for most current sampling event. Previous analysis methods may be different.

[1]Carbon dioxide calculated from alkalinity results. Values for 2003 and 2004 were modified to be consistent with previous years' results.

< = less than reporting limit
µg/L = micrograms per liter
ID = identification number
J = estimated
LOQ = limit of quantification
mg/L = milligrams per liter
Qual = qualifier
RL = reporting limit
RSK = Robert S. Kerr Environmental Research Laboratory
SM = Standard Method
U = nondetect
USEPA = United States Environmental Protection Agency

TABLE E.2.2-16
CORNHUSKER ARMY AMMUNITION PLANT
PIEZOMETER PZ018-NATURAL ATTENUATION PARAMETERS

FIELD ID	PZ018			PZ018			PZ018			PZ018			PZ018			PZ018			PZ018		
COLLECT DATE	3/12/2007			3/14/2006			3/15/2005			3/15/2004			3/19/2003			3/19/2002			3/22/2001		
	Result	RL	Qual	Result	RL	Qual	Result	RL	Qual	Result	RL	Qual	Result	RL	Qual	Result	RL	Qual	Result	RL	Qual
NATURAL ATTENUATION PARAMETERS																					
Ammonia USEPA 350.1 (mg/L)	0.68	0.05		0.84	0.05		1.3	0.05		1.1	0.2		1	0.2		1.2	0.40		1.1	0.1	
Total Kjeldahl Nitrogen USEPA 351.2 (mg/L)	<	1	U	<	1	U	1.2	1		1.8	0.2		1.2	0.2		1.3	0.40		1.7	0.1	
Nitrate/Nitrite USEPA 353.2 (mg/L)	11	1	J	9.7	0.25		8.7	0.25		8.2	1		7.5	0.5	J	6.9	0.20		6.3	0.5	
Sulfide SM 9034 (mg/L)	<	1	U	<	1	U	<	1	U	<	1	U	1.3	1		<	1.0	U	<	1	U
Sulfate USEPA 9056A (mg/L)	45	10		43	10		35	10		35	2		32	5		33	5.0		36.3	5	
Dissolved Organic Carbon SM 9060A (mg/L)	1.8	1		2.1	1		2.3	1		2.2	1		2.4	1		2.7	1.0		<	1	U
Alkalinity SM 2320B (mg/L)	220	8		220	8		220	8		220	5		180	5		200	5.0		193	5	
Methane RSK-175 (µg/L)	<	0.87	U	<	0.87	U	0.47	0.87	J	<	2	U	2.9	2		<	2.0	U	<	1	U
Carbon Dioxide SM 2320B (mg/L)[1]	99	0.88		97	0.88		97	0.1		97	0.4		79	1		88	1.0		84.9	5.0	

Notes:
Analysis methods listed are accurate for most current sampling event. Previous analysis methods may be different.

[1]Carbon dioxide calculated from alkalinity results. Values for 2003 and 2004 were modified to be consistent with previous years' results.

< = less than reporting limit
µg/L = micrograms per liter
ID = identification number
J = estimated
LOQ = limit of quantification
mg/L = milligrams per liter
Qual = qualifier
RL = reporting limit
RSK = Robert S. Kerr Environmental Research Laboratory
SM = Standard Method
U = nondetect
USEPA = United States Environmental Protection Agency

TABLE E.2.2-17
CORNHUSKER ARMY AMMUNITION PLANT
PIEZOMETER PZ019-NATURAL ATTENUATION PARAMETERS

FIELD ID	PZ019					PZ019					PZ019					PZ019					PZ019					PZ019				
COLLECT DATE	5/17/2022					5/24/2021					6/16/2020					6/10/2019					3/20/2018					3/28/2017				
	Result	Qual	DL	LOD	LOQ	Result	Qual	DL	LOD	LOQ	Result	Qual	DL	LOD	LOQ	Result	Qual	DL	LOD	LOQ	Result	Qual	DL	LOD	LOQ	Result	Qual	DL	LOD	LOQ
NATURAL ATTENUATION PARAMETERS																														
Ammonia USEPA 350.1 (mg/L)	<	U	0.029	0.05	0.1	<	U	0.022	0.05	0.1	<	U	0.022	0.05	0.1	<	U	0.022	0.05	0.1	<	U	0.022	0.05	1	<	U	0.022	0.05	0.1
Total Kjeldahl Nitrogen USEPA 351.2 (mg/L)	<	UJ	0.69	0.8	1	<	UJ	0.69	1	1	<	UJ	0.69	1	1	<	U	0.69	1	1	<	U	0.18	0.5	4	<	U	0.18	0.5	1
Nitrate/Nitrite USEPA 353.2 (mg/L)	42	J	0.44	0.5	1	36	J	0.19	0.5	1	34	J	0.095	0.25	0.5	40		0.19	0.5	1.0	43		0.19	0.5	1	48		0.38	1	2
Sulfide SM 9034 (mg/L)	<	U	1.6	2	4	0.8	J	0.79	1.9	4	<	U	0.79	1.9	4	<	U	0.79	1.9	4	<	U	0.79	1.9	5	0.8	J	0.79	1.9	4
Sulfate USEPA 9056A (mg/L)	85		1	2.5	5	79		1	2.5	5	58		1	3	5	63		1	3	5	61		0.23	0.5	5	53		0.23	0.5	5
Dissolved Organic Carbon SM 9060A (mg/L)	2.1		0.35	0.8	1	2		0.35	0.8	1	2		0.35	1	1	2		0.16	0.5	1	2.1		0.16	0.5	1	2.5		0.16	0.5	1
Alkalinity SM 2320B (mg/L)	120		3.1	6.4	10	130		3.1	6.4	10	75		3.1	10	10	83		3.1	10	10	61		1.1	3.2	0	64		1.1	3.2	5
Methane RSK-175 (µg/L)	<	U	0.63	1.3	5	<	U	0.63	2	5	<	U	0.63	2	5	<	U	0.63	2	5	<	U	0.22	0.8	5	<	U	0.22	0.8	5
Carbon Dioxide SM 2320B (mg/L)[1]	53		3.1	6.4	10	58		3.1	6.4	10	33		3.1	10	10	37		3.1	10	10	27		1.1	3.2	5	28		1.1	3.2	5

Notes:
Analysis methods listed are accurate for most current sampling event. Previous analysis methods may be different.

[1]Carbon dioxide calculated from alkalinity results. Values for 2003 and 2004 were modified to be consistent with previous years' results.

< = less than reporting limit
µg/L = micrograms per liter
ID = identification number
J = estimated
LOQ = limit of quantification
mg/L = milligrams per liter
Qual = qualifier
RL = reporting limit
RSK = Robert S. Kerr Environmental Research Laboratory
SM = Standard Method
U = nondetect
USEPA = United States Environmental Protection Agency

TABLE E.2.2-17
CORNHUSKER ARMY AMMUNITION PLANT
PIEZOMETER PZ019-NATURAL ATTENUATION PARAMETERS

FIELD ID	PZ019					PZ019					PZ019			PZ019			PZ019			PZ019			PZ019			PZ019		
COLLECT DATE	8/10/2016					8/11/2015					8/15/2014			3/13/2013			3/7/2012			3/14/2011			3/11/2010			3/19/2009		
	Result	DL	LOD	LOQ	Qual	Result	DL	LOD	LOQ	Qual	Result	LOQ	Qual	Result	RL	Qual	Result	RL	Qual	Result	RL	Qual	Result	RL	Qual	Result	RL	Qual
NATURAL ATTENUATION PARAMETERS																												
Ammonia USEPA 350.1 (mg/L)	<	0.022	0.05	0.1	U	<	0.022	0.050	0.10	U	<	0.1	U	0.55	0.25		<	0.25	U	<	0.25	UJ	0.071	0.1	J	<	0.05	U
Total Kjeldahl Nitrogen USEPA 351.2 (mg/L)	<	0.18	0.5	1	U	<	0.18	0.50	1.0	U	<	1	U	<	1	U	<	1	U	<	1	U	<	1	U	<	1	U
Nitrate/Nitrite USEPA 353.2 (mg/L)	74	0.19	0.5	1		93	0.95	2.5	5.0		30	0.5		26	0.1		19	0.1		19	0.1		25	0.5		29	1	
Sulfide SM 9034 (mg/L)	<	0.79	1.9	4	U	<	0.79	1.9	4.0	U	1.3	4	J	0.2	2	J	0.2	2	J	0.2	2	J	<	4	U	<	1	U
Sulfate USEPA 9056A (mg/L)	46	0.23	0.5	5		29	0.23	0.50	5.0		48.0	5	J	35.2	1		33	1		39	1		29	5		32	2	
Dissolved Organic Carbon SM 9060A (mg/L)	2.2	0.16	0.5	1		1.7	0.16	0.50	1.0		1.90	1		1.84	1		<	1	U	1.8	1		1.3	1		2.2	1	
Alkalinity SM 2320B (mg/L)	43	1.1	3.2	5		51	1.1	3.2	5.0		98	5		120	1.25		80	1.25		75	1		79	5		110	20	
Methane RSK-175 (µg/L)	<	0.22	0.8	5	U	<	0.22	0.80	5.0	U	<	5	U	<	5	U	<	5	U	<	5	UJ	<	5	U	<	0.31	U
Carbon Dioxide SM 2320B (mg/L)[1]	19	1.1	3.2	5		23	1.1	3.2	5.0		44	5		53	10		36	1.25		33	0.4		35	2.2		48	0.22	

Notes:
Analysis methods listed are accurate for most current sampling event. Previous analysis methods may be different.

[1]Carbon dioxide calculated from alkalinity results. Values for 2003 and 2004 were modified to be consistent with previous years' results.

< = less than reporting limit
µg/L = micrograms per liter
ID = identification number
J = estimated
LOQ = limit of quantification
mg/L = milligrams per liter
Qual = qualifier
RL = reporting limit
RSK = Robert S. Kerr Environmental Research Laboratory
SM = Standard Method
U = nondetect
USEPA = United States Environmental Protection Agency

TABLE E.2.2-17
CORNHUSKER ARMY AMMUNITION PLANT
PIEZOMETER PZ019-NATURAL ATTENUATION PARAMETERS

FIELD ID	PZ019			PZ019			PZ019			PZ019			PZ019			PZ019			PZ019			PZ019		
COLLECT DATE	3/11/2008			3/12/2007			3/15/2006			3/15/2005			3/15/2004			3/17/2003			3/20/2002			3/22/2001		
	Result	RL	Qual	Result	RL	Qual	Result	RL	Qual	Result	RL	Qual	Result	RL	Qual	Result	RL	Qual	Result	RL	Qual	Result	RL	Qual
NATURAL ATTENUATION PARAMETERS																								
Ammonia USEPA 350.1 (mg/L)	0.33	0.05		<	0.05	U	<	0.05	U	<	0.05	U	<	0.2	U	<	0.2	U	0.17	0.40	J	1.1	0.1	
Total Kjeldahl Nitrogen USEPA 351.2 (mg/L)	<	1	U	<	1	U	<	1	U	<	1	U	0.51	0.2		0.54	0.2		0.40	0.40		0.1	0.1	
Nitrate/Nitrite USEPA 353.2 (mg/L)	31	1		15	1	J	6.8	0.25		4.6	0.25		4.7	1		4.8	0.2		5.3	0.50		4.3	0.5	
Sulfide SM 9034 (mg/L)	<	1	U	<	1	U	<	1	U	<	1	U	<	1	U	<	1	U	<	1.0	U	<	1	U
Sulfate USEPA 9056A (mg/L)	27	10		45	10		39	10		30	10		26	2		25	5		26	1.0		26	5	
Dissolved Organic Carbon SM 9060A (mg/L)	2.7	1		1.5	1		1.3	1		1.6	1		<	1.4	U	<	1.6	U	2.3	1.0		<	1	U
Alkalinity SM 2320B (mg/L)	96	2		100	8		110	8		130	8		120	5		110	5		120	5.0		123	5	
Methane RSK-175 (µg/L)	<	1.7	U	<	0.87	U	<	0.87	U	<	0.87	U	<	2	U	<	2	U	<	2.0	U	<	1	U
Carbon Dioxide SM 2320B (mg/L)[1]	42	0.88		44	0.88		48	0.88		57	0.1		53	0.7		48	1		53	1.0		54.1	5.0	

Notes:
Analysis methods listed are accurate for most current sampling event. Previous analysis methods may be different.

[1]Carbon dioxide calculated from alkalinity results. Values for 2003 and 2004 were modified to be consistent with previous years' results.

< = less than reporting limit
µg/L = micrograms per liter
ID = identification number
J = estimated
LOQ = limit of quantification
mg/L = milligrams per liter
Qual = qualifier
RL = reporting limit
RSK = Robert S. Kerr Environmental Research Laboratory
SM = Standard Method
U = nondetect
USEPA = United States Environmental Protection Agency

TABLE E.2.2-18
CORNHUSKER ARMY AMMUNITION PLANT
PIEZOMETER PZ020-NATURAL ATTENUATION PARAMETERS

FIELD ID	PZ020					PZ020					PZ020					PZ020					PZ020					PZ020				
COLLECT DATE	5/18/2022					5/26/2021					6/15/2020					6/10/2019					3/20/2018					3/31/2017				
	Result	Qual	DL	LOD	LOQ	Result	Qual	DL	LOD	LOQ	Result	Qual	DL	LOD	LOQ	Result	Qual	DL	LOD	LOQ	Result	Qual	DL	LOD	LOQ	Result	Qual	DL	LOD	LOQ
NATURAL ATTENUATION PARAMETERS																														
Ammonia USEPA 350.1 (mg/L)	<	U	0.029	0.05	0.1	<	U	0.022	0.05	0.1	0.032	J	0.022	0.05	0.1	<	U	0.022	0.05	0.1	<	U	0.02	0.05	0.1	<	U	0.022	0.05	0.1
Total Kjeldahl Nitrogen USEPA 351.2 (mg/L)	<	UJ	0.69	0.8	1	<	U	0.69	1	1	<	U	0.69	1	1	<	U	0.69	1	1	<	U	0.18	0.5	1	<	U	0.18	0.5	1
Nitrate/Nitrite USEPA 353.2 (mg/L)	15		0.22	0.25	0.5	13		0.095	0.25	0.5	38		0.38	1	2	42		0.19	0.5	1.0	29		0.1	0.25	0.5	28		0.095	0.25	0.5
Sulfide SM 9034 (mg/L)	<	U	1.6	2	4	0.8	J	0.79	1.9	4	<	U	0.79	1.9	4	<	U	0.79	1.9	4	<	U	0.79	1.9	4	<	U	0.79	1.9	4
Sulfate USEPA 9056A (mg/L)	140		5.2	13	25	150		1	2.5	5	190		1	3	5	170		1	3	5	150		0.23	0.5	5	130		0.23	0.5	5
Dissolved Organic Carbon SM 9060A (mg/L)	3.6		0.35	0.8	1	3.5		0.35	0.8	1	6.4		0.35	1	1	4.5		0.16	0.5	1	3.5		0.16	0.5	1	4		0.16	0.5	1
Alkalinity SM 2320B (mg/L)	310		3.1	6.4	10	320		3.1	6.4	10	310		3.1	10	10	290		3.1	10	10	310		1.1	3.2	5	300		1.1	3.2	5
Methane RSK-175 (µg/L)	<	UJ	0.63	1.3	5	0.79	J	0.63	2	5	<	U	0.63	2	5	<	U	0.63	2	5	<	U	0.22	0.8	5	1.3	J	0.22	0.8	5
Carbon Dioxide SM 2320B (mg/L)[1]	138		3.1	6.4	10	142		3.1	6.4	10	138		3.1	10	10	129		3.1	10	10	138		1.1	3.2	5	133		1.1	3.2	5

Notes:
Analysis methods listed are accurate for most current sampling event. Previous analysis methods may be different.

[1]Carbon dioxide calculated from alkalinity results. Values for 2003 and 2004 were modified to be consistent with previous years' results.

< = less than reporting limit
µg/L = micrograms per liter
ID = identification number
J = estimated
LOQ = limit of quantification
mg/L = milligrams per liter
Qual = qualifier
RL = reporting limit
RSK = Robert S. Kerr Environmental Research Laboratory
SM = Standard Method
U = nondetect
USEPA = United States Environmental Protection Agency

TABLE E.2.2-18
CORNHUSKER ARMY AMMUNITION PLANT
PIEZOMETER PZ020-NATURAL ATTENUATION PARAMETERS

FIELD ID	PZ020					PZ020					PZ020			PZ020			PZ020			PZ020			PZ020			PZ020		
COLLECT DATE	8/12/2016					8/17/2015					8/8/2014			3/13/2013			3/12/2012			3/15/2011			3/16/2010			3/13/2009		
	Result	DL	LOD	LOQ	Qual	Result	DL	LOD	LOQ	Qual	Result	LOQ	Qual	Result	RL	Qual	Result	RL	Qual	Result	RL	Qual	Result	RL	Qual	Result	RL	Qual
NATURAL ATTENUATION PARAMETERS																												
Ammonia USEPA 350.1 (mg/L)	<	0.022	0.05	0.1	U	<	0.022	0.050	0.10	U	<	0.1	U	0.3	0.25		<	0.25	U	<	0.25	UJ	<	0.1	U	<	0.05	U
Total Kjeldahl Nitrogen USEPA 351.2 (mg/L)	<	0.18	0.5	1	U	<	0.18	0.50	1.0	UJ	<	1	U	<	1	U	<	1	UJ	<	1	U	<	1	U	<	1	U
Nitrate/Nitrite USEPA 353.2 (mg/L)	35	0.38	1	2		18	0.19	0.50	1.0		12	0.2		20.8	0.1		17	0.1		23	0.1		22	0.5		1.4	1	
Sulfide SM 9034 (mg/L)	<	0.79	1.9	4	U	<	0.79	1.9	4.0	U	<	4	U	<	2	U	0.4	2	J	0.2	2	J	4.3	1		<	1	U
Sulfate USEPA 9056A (mg/L)	150	0.23	0.5	5		100	0.23	0.50	5.0		88	5		82	5		80	1		79	5		85	25		78	50	
Dissolved Organic Carbon SM 9060A (mg/L)	4.8	0.16	0.5	1		3.5	0.16	0.50	1.0		3.4	1		3.37	1		<	1	U	4.8	1		3.8	1		4.5	1	
Alkalinity SM 2320B (mg/L)	310	1.1	3.2	5		290	1.1	3.2	5.0		310	5		355	1.25		500	1.25		325	1		350	5		320	20	
Methane RSK-175 (µg/L)	0.52	0.22	0.8	5	J	4.6	0.22	0.80	5.0	J	4.1	5	J	<	5	U	<	5	UJ	<	5	UJ	<	5	U	0.25	0.31	J
Carbon Dioxide SM 2320B (mg/L)[1]	138	1.1	3.2	5		129	1.1	3.2	5.0		138	5		158	10		222	10		144	0.4		150	2.2		140	0.22	

Notes:
Analysis methods listed are accurate for most current sampling event. Previous analysis methods may be different.

[1]Carbon dioxide calculated from alkalinity results. Values for 2003 and 2004 were modified to be consistent with previous years' results.

< = less than reporting limit
µg/L = micrograms per liter
ID = identification number
J = estimated
LOQ = limit of quantification
mg/L = milligrams per liter
Qual = qualifier
RL = reporting limit
RSK = Robert S. Kerr Environmental Research Laboratory
SM = Standard Method
U = nondetect
USEPA = United States Environmental Protection Agency

TABLE E.2.2-18
CORNHUSKER ARMY AMMUNITION PLANT
PIEZOMETER PZ020-NATURAL ATTENUATION PARAMETERS

FIELD ID	PZ020			PZ020			PZ020			PZ020			PZ020			PZ020			PZ020			PZ020		
COLLECT DATE	3/13/2008			3/12/2007			3/14/2006			3/15/2005			3/16/2004			3/18/2003			3/20/2002			3/22/2001		
	Result	RL	Qual	Result	RL	Qual	Result	RL	Qual	Result	RL	Qual	Result	RL	Qual	Result	RL	Qual	Result	RL	Qual	Result	RL	Qual
NATURAL ATTENUATION PARAMETERS																								
Ammonia USEPA 350.1 (mg/L)	0.21	0.05		<	0.05	U	<	0.05	U	<	0.05	U	<	0.2	U	0.15	0.2	J	<	0.20	U	0.2	0.1	
Total Kjeldahl Nitrogen USEPA 351.2 (mg/L)	<	1	U	<	1	U	<	1	U	<	1	U	<	0.56	U	<	0.37	U	0.57	0.40		0.2	0.1	
Nitrate/Nitrite USEPA 353.2 (mg/L)	24	0.5		22	1	J	9.5	0.5		9	0.5		12	1		13	0.5	J	16	0.50		16.6	0.5	
Sulfide SM 9034 (mg/L)	<	1	U	<	1	U	<	1	U	<	1	U	<	1	U	<	1	U	<	1.0	U	<	1	U
Sulfate USEPA 9056A (mg/L)	72	10	J	64	10		64	10		52	10		45	2		41	5		46	1.0		48.2	5	
Dissolved Organic Carbon SM 9060A (mg/L)	4	1		2.6	1		2.6	1		2.4	1		2.5	1		2.9	1		4.5	1.0		<	1	U
Alkalinity SM 2320B (mg/L)	250	4		230	8		220	8		230	8		220	5		290	5		300	5.0		285	5	
Methane RSK-175 (µg/L)	<	1.7	U	<	0.87	U	<	0.87	U	<	0.87	U	<	2	U	<	2	U	<	2.0	U	<	1	U
Carbon Dioxide SM 2320B (mg/L)[1]	110	1.8		100	0.88		97	0.88		100	0.1		97	0.3		128	1		130	1.0		125.0	5.0	

Notes:
Analysis methods listed are accurate for most current sampling event. Previous analysis methods may be different.

[1]Carbon dioxide calculated from alkalinity results. Values for 2003 and 2004 were modified to be consistent with previous years' results.

< = less than reporting limit
µg/L = micrograms per liter
ID = identification number
J = estimated
LOQ = limit of quantification
mg/L = milligrams per liter
Qual = qualifier
RL = reporting limit
RSK = Robert S. Kerr Environmental Research Laboratory
SM = Standard Method
U = nondetect
USEPA = United States Environmental Protection Agency

E.2 Natural Attenuation Parameters

E.2.3 OU1 OFF-POST CA WELLS

WELL	TABLE
CA210	E.2.3-1
CA211	E.2.3-2
CA212	E.2.3-3
CA213	E.2.3-4
CA220	E.2.3-5
CA221	E.2.3-6
CA222	E.2.3-7
CA230	E.2.3-8
CA231	E.2.3-9
CA232	E.2.3-10
CA240	E.2.3-11
CA241	E.2.3-12
CA242	E.2.3-13
CA250	E.2.3-14
CA251	E.2.3-15
CA252	E.2.3-16
CA253	E.2.3-17
CA260	E.2.3-18
CA261	E.2.3-19
CA262	E.2.3-20
CA270	E.2.3-21
CA271	E.2.3-22
CA272	E.2.3-23
CA273	E.2.3-24
CA280	E.2.3-25
CA281	E.2.3-26
CA282	E.2.3-27
CA290/CA290R	E.2.3-28
CA291/CA291R	E.2.3-29
CA292/CA292R	E.2.3-30
CA310	E.2.3-31
CA311	E.2.3-32
CA312	E.2.3-33
CA313	E.2.3-34
CA322	E.2.3-35
CA330	E.2.3-36
CA331	E.2.3-37
CA332	E.2.3-38
CA342	E.2.3-39
CA343	E.2.3-40

TABLE E.2.3-1
CORNHUSKER ARMY AMMUNITION PLANT
WELL CA210-NATURAL ATTENUATION PARAMETERS

FIELD ID	CA210					CA210					CA210					CA210			CA210			CA210			CA210			CA210			CA210		
COLLECT DATE	5/11/2022					5/19/2021					6/9/2020					None			None			3/9/2012			3/4/2011			3/11/2010			3/5/2009		
	Result	Qual	DL	LOD	LOQ	Result	Qual	DL	LOD	LOQ	Result	Qual	DL	LOD	LOQ	Result	RL	Qual	Result	RL	Qual	Result	RL	Qual	Result	RL	Qual	Result	RL	Qual	Result	RL	Qual
NATURAL ATTENUATION PARAMETERS																																	
Ammonia USEPA 350.1 (mg/L)	0.45		0.029	0.05	0.1	0.14		0.022	0.05	0.1	0.052	J	0.022	0.05	0.1							<	0.25	U	0.745	0.25		0.13	0.1		<	0.05	U
Total Kjeldahl Nitrogen USEPA 351.2 (mg/L)	<	U	0.69	0.8	1	<	U	0.69	1	1	0.72	J	0.69	1	1	**Not Sampled**			**No 2013 Sample**			<	1	UJ	2.7	1		<	1	U	<	1	U
Nitrate/Nitrite USEPA 353.2 (mg/L)	38		0.88	1	2	41		0.19	0.5	1	19		0.095	0.25	0.5	**in 2014, 2015, 2016,**			**Well Dry**			22	0.1		19	0.1		25	0.5		25	0.5	
Sulfide SM 9034 (mg/L)	<	U	1.6	2	4	<	U	0.79	1.9	4	<	U	0.79	1.9	4	**2017, 2018, 2019**						0.8	2	J	0.2	2	J	<	4	U	<	1	U
Sulfate USEPA 9056A (mg/L)	220		5.2	13	25	190		1	2.5	5	150		1	3	5							144	10		107	5		110	25		97	20	
Dissolved Organic Carbon SM 9060A (mg/L)	11		0.35	0.8	1	9.5		0.35	0.8	1	14		0.35	1	1							12	1		15	1		8.9	1		8.8	1	
Alkalinity SM 2320B (mg/L)	440		3.1	6.4	10	390		3.1	6.4	10	340		3.1	10	10							310	1.25		318	1		320	5		280	8	
Methane RSK-175 (µg/L)	<	U	0.63	1.3	5	2.7		0.63	2	5	2.3	J	0.63	2	5							5.5	5		4.9	5	J	3.8	5	J	4.1	0.31	
Carbon Dioxide SM 2320B (mg/L)[1]	196		3.1	6.4	10	173		3.1	6.4	10	151		3.1	10	10							138	1.25		141	0.4		140	2.2		120	0.22	

Notes:
Analysis methods listed are accurate for most current sampling event. Previous analysis methods may be different.

[1]Carbon dioxide calculated from alkalinity results. Values for 2003 and 2004 were modified to be consistent with previous years' results.

< = less than reporting limit
µg/L = micrograms per liter
ID = identification number
J = estimated
LOQ = limit of quantification
mg/L = milligrams per liter
Qual = qualifier
RL = reporting limit
RSK = Robert S. Kerr Environmental Research Laboratory
SM = Standard Method
U = nondetect
USEPA = United States Environmental Protection Agency

TABLE E.2.3-1
CORNHUSKER ARMY AMMUNITION PLANT
WELL CA210-NATURAL ATTENUATION PARAMETERS

FIELD ID	CA210			CA210			CA210			CA210			CA210			CA210			CA210			CA210			CA210			CA210			CA210		
COLLECT DATE	3/7/2008			None			None			None			None			3/14/2003			3/19/2002			3/19/2001			3/10/2000			3/24/1999			6/16/1998		
	Result	RL	Qual	Result	RL	Qual	Result	RL	Qual	Result	RL	Qual	Result	RL	Qual	Result	RL	Qual	Result	RL	Qual	Result	RL	Qual	Result	RL	Qual	Result	RL	Qual	Result	RL	Qual
NATURAL ATTENUATION PARAMETERS																																		
Ammonia USEPA 350.1 (mg/L)	0.22	0.05														0.33	0.20		0.46	0.40		<	0.1	U	<	0.1	U	<	0.1	U	0.024	0.1	J
Total Kjeldahl Nitrogen USEPA 351.2 (mg/L)	1.3	1		**No 2007 Sample**			**No 2006 Sample**			**No 2005 Sample**			**No 2004 Sample**			5.8	0.4		1.0	0.40		0.110	0.1		<	0.1	U	<	0.1	U	<	0.1	U
Nitrate/Nitrite USEPA 353.2 (mg/L)	14	0.5		**Well Dry**			**Well Dry**			**Well Dry**			**Well Dry**			62	3	J	64	2.5		73.2	2.5		47.6	2		60.4	4		67.0	4	
Sulfide SM 9034 (mg/L)	<	1	U													<	1.0	U	1.0	1.0		<	1	U	<	1	U	<	1	U	<	1	U
Sulfate USEPA 9056A (mg/L)	80	10														110	5		93	5.0		103	5		72.2	2		107	2		116	2	
Dissolved Organic Carbon SM 9060A (mg/L)	15	1														9	1		10	1.0		5.40	5		15.2	5		9.90	5		13.9	5	
Alkalinity SM 2320B (mg/L)	240	2														180	5		180	5.0		178	5		231	5		214	5		160	5	
Methane RSK-175 (µg/L)	1.3	1.7	J													<	2	U	<	2.0	U	<	1	U	<	1	U	<	1	UJ	<	1	U
Carbon Dioxide SM 2320B (mg/L)[1]	106	0.88														79	1		79	1.0		78.3	5		102	2.2		94.2	2.2		70.4	2.2	

Notes:
Analysis methods listed are accurate for most current sampling event. Previous analysis methods may be different.

[1]Carbon dioxide calculated from alkalinity results. Values for 2003 and 2004 were modified to be consistent with previous years' results.

< = less than reporting limit
µg/L = micrograms per liter
ID = identification number
J = estimated
LOQ = limit of quantification
mg/L = milligrams per liter
Qual = qualifier
RL = reporting limit
RSK = Robert S. Kerr Environmental Research Laboratory
SM = Standard Method
U = nondetect
USEPA = United States Environmental Protection Agency

TABLE E.2.3-2
CORNHUSKER ARMY AMMUNITION PLANT
WELL CA211-NATURAL ATTENUATION PARAMETERS

FIELD ID	CA211					CA211					CA211					CA211			CA211			CA211			CA211			CA211			CA211		
COLLECT DATE	5/11/2022					5/19/2021					6/9/2020					None			3/7/2013			3/1/2012			3/4/2011			3/11/2010			3/5/2009		
	Result	Qual	DL	LOD	LOQ	Result	Qual	DL	LOD	LOQ	Result	Qual	DL	LOD	LOQ	Result	RL	Qual	Result	RL	Qual	Result	RL	Qual	Result	RL	Qual	Result	RL	Qual	Result	RL	Qual
NATURAL ATTENUATION PARAMETERS																																	
Ammonia USEPA 350.1 (mg/L)	<	U	0.029	0.05	0.1	<	U	0.022	0.05	0.1	<	U	0.022	0.05	0.1				0.313	0.25	J	<	0.25	U	<	0.25	UJ	0.059	0.1	J	0.15	0.05	
Total Kjeldahl Nitrogen USEPA 351.2 (mg/L)	<	U	0.69	0.8	1	<	U	0.69	1	1	<	U	0.69	1	1	**Not Sampled**			<	1	U	<	1	U	<	1	U	<	1	U	<	1	U
Nitrate/Nitrite USEPA 353.2 (mg/L)	33		0.88	1	2	32		0.095	0.25	0.5	33		0.19	0.5	1	**in 2014, 2015, 2016,**			32.7	0.1		37	0.1		42	0.1		37	0.5		29	1	
Sulfide SM 9034 (mg/L)	<	U	1.6	2	4	<	U	0.79	1.9	4	0.8	J	0.79	1.9	4	**2017, 2018, 2019**			0.2	2	J	0.2	2	J	0.2	2	J	<	4	U	<	1	U
Sulfate USEPA 9056A (mg/L)	100		5.2	13	25	89		1	2.5	5	110		1	3	5				109	5		107	5		116	5		100	25		77	20	
Dissolved Organic Carbon SM 9060A (mg/L)	4.3		0.35	0.8	1	4.7		0.35	0.8	1	6		0.35	1	1				6.56	1		5.5	1		7.2	1		5.2	1		4.7	1	
Alkalinity SM 2320B (mg/L)	180		3.1	6.4	10	180		3.1	6.4	10	210		3.1	10	10				240	1.25		219	1.25		262	1		200	5		210	8	
Methane RSK-175 (µg/L)	<	U	0.63	1.3	5	<	U	0.63	2	5	<	U	0.63	2	5				<	5	U	<	5	UJ	<	5	UJ	<	5	U	<	0.31	U
Carbon Dioxide SM 2320B (mg/L)[1]	80		3.1	6.4	10	80		3.1	6.4	10	93		3.1	10	10				107	10		97	1.25		116	0.4		88	2.2		92	0.22	

Notes:
Analysis methods listed are accurate for most current sampling event. Previous analysis methods may be different.

[1]Carbon dioxide calculated from alkalinity results. Values for 2003 and 2004 were modified to be consistent with previous years' results.

< = less than reporting limit
µg/L = micrograms per liter
ID = identification number
J = estimated
LOQ = limit of quantification
mg/L = milligrams per liter
Qual = qualifier
RL = reporting limit
RSK = Robert S. Kerr Environmental Research Laboratory
SM = Standard Method
U = nondetect
USEPA = United States Environmental Protection Agency

TABLE E.2.3-2
CORNHUSKER ARMY AMMUNITION PLANT
WELL CA211-NATURAL ATTENUATION PARAMETERS

FIELD ID	CA211			CA211			CA211			CA211			CA211			CA211			CA211			CA211			CA211			CA211			CA211		
COLLECT DATE	3/7/2008			3/9/2007			3/10/2006			3/10/2005			3/12/2004			3/14/2003			3/19/2002			3/19/2001			3/10/2000			3/24/1999			6/16/1998		
	Result	RL	Qual	Result	RL	Qual	Result	RL	Qual	Result	RL	Qual	Result	RL	Qual	Result	RL	Qual	Result	RL	Qual	Result	RL	Qual	Result	RL	Qual	Result	RL	Qual	Result	RL	Qual
NATURAL ATTENUATION PARAMETERS																																		
Ammonia USEPA 350.1 (mg/L)	0.52	0.05		0.47	0.05		0.46	0.05		0.63	0.05		0.56	0.2		0.23	0.2		1.2	0.40		<	0.1	U	<	0.1	U	<	0.1	U	<	0.1	U
Total Kjeldahl Nitrogen USEPA 351.2 (mg/L)	<	1	U	<	1	UJ	<	1	U	<	1	U	2.2	0.2		<	0.20	U	0.59	0.40		0.122	0.1		<	0.1	U	<	0.1	U	<	0.1	U
Nitrate/Nitrite USEPA 353.2 (mg/L)	33	1		31	1		30	2.5		22	2.5		52	1	J	44	2	J	25	1.0		37.1	1		37.6	2		31.4	2		30.5	2	
Sulfide SM 9034 (mg/L)	<	1	U	1	1	U	<	1	U	<	1	U	<	1	U	2.50	1.00		0.90	1.0	J	<	1	U	<	1	U	<	1	U	<	1	U
Sulfate USEPA 9056A (mg/L)	100	10		83	20		96	20		94	10		87	4		83	5		63	2.0		71	5		63.7	2		69.2	2		58.5	2	
Dissolved Organic Carbon SM 9060A (mg/L)	6.7	1		5	1		6.3	1		6.2	1		6.6	1		5.3	1.0		4.4	1.0		<	5	U	<	5	U	8.30	5		7.9	5	
Alkalinity SM 2320B (mg/L)	190	2		200	8		200	8		180	8		170	5		180	5		170	5.0		175	5		188	5		198	5		187	5	
Methane RSK-175 (µg/L)	<	1.7	U	<	0.87	U	<	0.87	U	<	0.87	U	<	2	U	<	2	U	<	2.0	U	<	1	U	<	1	U	<	1	UJ	<	1	U
Carbon Dioxide SM 2320B (mg/L)[1]	84	0.88		86	0.88		88	0.88		79	0.1		75	0.7		79	1		75	1.0		77.0	5		82.7	2.2		87.1	2.2		82.3	2.2	

Notes:
Analysis methods listed are accurate for most current sampling event. Previous analysis methods may be different.

[1]Carbon dioxide calculated from alkalinity results. Values for 2003 and 2004 were modified to be consistent with previous years' results.

< = less than reporting limit
µg/L = micrograms per liter
ID = identification number
J = estimated
LOQ = limit of quantification
mg/L = milligrams per liter
Qual = qualifier
RL = reporting limit
RSK = Robert S. Kerr Environmental Research Laboratory
SM = Standard Method
U = nondetect
USEPA = United States Environmental Protection Agency

TABLE E.2.3-3
CORNHUSKER ARMY AMMUNITION PLANT
WELL CA212-NATURAL ATTENUATION PARAMETERS

FIELD ID	CA212					CA212					CA212					CA212			CA212			CA212			CA212			CA212			CA212		
COLLECT DATE	5/11/2022					5/19/2021					6/9/2020					None			3/7/2013			3/1/2012			3/4/2011			3/11/2010			3/5/2009		
	Result	Qual	DL	LOD	LOQ	Result	Qual	DL	LOD	LOQ	Result	Qual	DL	LOD	LOQ	Result	RL	Qual	Result	RL	Qual	Result	RL	Qual	Result	RL	Qual	Result	RL	Qual	Result	RL	Qual
NATURAL ATTENUATION PARAMETERS																																	
Ammonia USEPA 350.1 (mg/L)	<	U	0.029	0.05	0.1	<	U	0.022	0.05	0.1	<	U	0.022	0.05	0.1				<	0.25	U	<	0.25	UJ	<	0.25	UJ	0.075	0.1	J	0.1	0.05	
Total Kjeldahl Nitrogen USEPA 351.2 (mg/L)	<	U	0.69	0.8	1	<	U	0.69	1	1	<	U	0.69	1	1	**Not Sampled**			0.059	1	J	<	1	U	<	1	UJ	<	1	U	<	1	U
Nitrate/Nitrite USEPA 353.2 (mg/L)	20		0.88	1	2	14		0.038	0.1	0.2	18		0.095	0.25	0.5	**in 2014, 2015, 2016,**			17.3	0.1		32	0.1		23	0.1		12	0.2		11	0.25	
Sulfide SM 9034 (mg/L)	<	U	1.6	2	4	0.8	J	0.79	1.9	4	<	U	0.79	1.9	4	**2017, 2018, 2019**			0.2	2	J	0.2	2	J	0.2	2	J	<	4	U	<	1	U
Sulfate USEPA 9056A (mg/L)	75		5.2	13	25	68		1	2.5	5	79		1	3	5				96	5		88	2		74	2		64	25		57	20	
Dissolved Organic Carbon SM 9060A (mg/L)	2.4		0.35	0.8	1	2.4		0.35	0.8	1	3.1		0.35	1	1				5.05	1		3.2	1		3.4	1		2	1		2.8	1	
Alkalinity SM 2320B (mg/L)	160		3.1	6.4	10	170		3.1	6.4	10	170		3.1	10	10				210	1.25		246	1.25		188	1		200	5		230	8	
Methane RSK-175 (µg/L)	<	U	0.63	1.3	5	<	U	0.63	2	5	<	U	0.63	2	5				<	5	U	<	5	UJ	<	5	UJ	<	5	U	<	0.31	U
Carbon Dioxide SM 2320B (mg/L)[1]	71		3.1	6.4	10	76		3.1	6.4	10	76		3.1	10	10				93	10		109	1.25		84	0.4		86	2.2		100	0.22	

Notes:
Analysis methods listed are accurate for most current sampling event. Previous analysis methods may be different.

[1]Carbon dioxide calculated from alkalinity results. Values for 2003 and 2004 were modified to be consistent with previous years' results.

< = less than reporting limit
µg/L = micrograms per liter
ID = identification number
J = estimated
LOQ = limit of quantification
mg/L = milligrams per liter
Qual = qualifier
RL = reporting limit
RSK = Robert S. Kerr Environmental Research Laboratory
SM = Standard Method
U = nondetect
USEPA = United States Environmental Protection Agency

TABLE E.2.3-3
CORNHUSKER ARMY AMMUNITION PLANT
WELL CA212-NATURAL ATTENUATION PARAMETERS

FIELD ID	CA212			CA212			CA212			CA212			CA212			CA212			CA212			CA212			CA212			CA212			CA212		
COLLECT DATE	3/7/2008			3/9/2007			3/10/2006			3/10/2005			3/12/2004			3/14/2003			3/19/2002			3/19/2001			3/10/2000			3/24/1999			6/16/1998		
	Result	RL	Qual	Result	RL	Qual	Result	RL	Qual	Result	RL	Qual	Result	RL	Qual	Result	RL	Qual	Result	RL	Qual	Result	RL	Qual	Result	RL	Qual	Result	RL	Qual	Result	RL	Qual
NATURAL ATTENUATION PARAMETERS																																		
Ammonia USEPA 350.1 (mg/L)	0.5	0.05		0.2	0.05		0.31	0.05		0.23	0.05		0.35	0.2		0.21	0.2		<	0.40	U	<	0.1	U	<	0.1	U	<	0.1	U	<	0.1	U
Total Kjeldahl Nitrogen USEPA 351.2 (mg/L)	<	1	U	<	1	U	<	1	U	<	1	U	1.3	0.2		0.5	0.2		0.41	0.40		<	0.1	U	0.161	0.1	J	<	0.1	U	<	0.1	U
Nitrate/Nitrite USEPA 353.2 (mg/L)	10	0.5		7.7	1		4.8	0.25		1.6	0.25		8	1	J	8.9	0.5	J	8.6	1.0		12.5	0.5		13.3	1		8.85	2		13.0	1	
Sulfide SM 9034 (mg/L)	<	1	U	<	1	U	<	1	U	<	1	U	<	1	U	2.2	1		<	1.0	U	<	1	U	<	1	U	<	1	U	<	1	U
Sulfate USEPA 9056A (mg/L)	60	10		56	10		50	20		51	10		52	2		58	5		61	2.0		56.9	5		56.4	2		62	2		64.6	2	
Dissolved Organic Carbon SM 9060A (mg/L)	3.5	1		2.1	1		2	1		2.1	1		2.4	1		2.2	1.0		2.8	1.0		<	5	U	<	5	U	8.00	5		8.1	5	
Alkalinity SM 2320B (mg/L)	200	2		220	8		200	8		210	8		190	5		210	5		210	5.0		185	5		206	5		222	5		238	5	
Methane RSK-175 (µg/L)	<	1.7	U	<	0.87	U	<	0.87	U	<	0.87	U	<	2	U	<	2	U	<	2.0	U	<	1	U	<	1	U	<	1	U	<	1	U
Carbon Dioxide SM 2320B (mg/L)[1]	88	0.88		95	0.88		90	0.88		92	0.1		84	0.2		92	1		92	1.0		81.4	5		90.6	2.2		97.7	2.2		105	2.2	

Notes:
Analysis methods listed are accurate for most current sampling event. Previous analysis methods may be different.

[1]Carbon dioxide calculated from alkalinity results. Values for 2003 and 2004 were modified to be consistent with previous years' results.

< = less than reporting limit
µg/L = micrograms per liter
ID = identification number
J = estimated
LOQ = limit of quantification
mg/L = milligrams per liter
Qual = qualifier
RL = reporting limit
RSK = Robert S. Kerr Environmental Research Laboratory
SM = Standard Method
U = nondetect
USEPA = United States Environmental Protection Agency

TABLE E.2.3-4
CORNHUSKER ARMY AMMUNITION PLANT
WELL CA213-NATURAL ATTENUATION PARAMETERS

FIELD ID	CA213					CA213					CA213					CA213			CA213			CA213			CA213			CA213			CA213		
COLLECT DATE	5/11/2022					5/19/2021					6/10/2020					None			3/7/2013			3/1/2012			3/4/2011			3/11/2010			3/5/2009		
	Result	Qual	DL	LOD	LOQ	Result	Qual	DL	LOD	LOQ	Result	Qual	DL	LOD	LOQ	Result	RL	Qual	Result	RL	Qual	Result	RL	Qual	Result	RL	Qual	Result	RL	Qual	Result	RL	Qual
NATURAL ATTENUATION PARAMETERS																																	
Ammonia USEPA 350.1 (mg/L)	<	U	0.029	0.05	0.1	<	U	0.022	0.05	0.1	<	U	0.022	0.05	0.1				0.898	0.25		<	0.25	UJ	<	0.25	UJ	0.052	0.1	J	<	0.05	U
Total Kjeldahl Nitrogen USEPA 351.2 (mg/L)	<	U	0.69	0.8	1	<	U	0.69	1	1	<	U	0.69	1	1	**Not Sampled**			0.302	1	J	<	1	UJ	<	1	UJ	<	1	U	<	1	U
Nitrate/Nitrite USEPA 353.2 (mg/L)	3.9		0.044	0.05	0.1	1.5		0.019	0.05	0.1	1		0.019	0.05	0.1	**in 2014, 2015, 2016,**			1.93	0.1		0.78	0.1		0.999	0.1		0.9	0.1		0.89	0.05	
Sulfide SM 9034 (mg/L)	<	U	1.6	2	4	<	U	0.79	1.9	4	<	U	0.79	1.9	4	**2017, 2018, 2019**			<	2	U	0.2	2	J	0.2	2	J	<	4	U	<	1	U
Sulfate USEPA 9056A (mg/L)	68		5.2	13	25	60		1	2.5	5	57		1	3	5				54.4	1		53	1		54	1		49	25		47	20	
Dissolved Organic Carbon SM 9060A (mg/L)	2.3		0.35	0.8	1	2		0.35	0.8	1	1.7		0.35	1	1				2.56	1		<	1	U	1.9	1		1.1	1		2	1	
Alkalinity SM 2320B (mg/L)	130		3.1	6.4	10	130		3.1	6.4	10	120		3.1	10	10				136	1.25		146	1.25		125	1		140	5		140	8	
Methane RSK-175 (µg/L)	<	UJ	0.63	1.3	5	<	U	0.63	2	5	<	U	0.63	2	5				<	5	U	0.65	5	J	<	5	UJ	2.2	5	J	1.1	0.31	
Carbon Dioxide SM 2320B (mg/L)[1]	58		3.1	6.4	10	58		3.1	6.4	10	53		3.1	10	10				60	10		65	1.25		56	0.4		60	2.2		63	0.22	

Notes:
Analysis methods listed are accurate for most current sampling event. Previous analysis methods may be different.

[1]Carbon dioxide calculated from alkalinity results. Values for 2003 and 2004 were modified to be consistent with previous years' results.

< = less than reporting limit
µg/L = micrograms per liter
ID = identification number
J = estimated
LOQ = limit of quantification
mg/L = milligrams per liter
Qual = qualifier
RL = reporting limit
RSK = Robert S. Kerr Environmental Research Laboratory
SM = Standard Method
U = nondetect
USEPA = United States Environmental Protection Agency

TABLE E.2.3-4
CORNHUSKER ARMY AMMUNITION PLANT
WELL CA213-NATURAL ATTENUATION PARAMETERS

FIELD ID	CA213			CA213			CA213			CA213			CA213			CA213			CA213			CA213			CA213			CA213			CA213		
COLLECT DATE	3/7/2008			3/9/2007			3/10/2006			3/10/2005			3/12/2004			3/14/2003			3/19/2002			3/19/2001			3/10/2000			3/24/1999			6/16/1998		
	Result	RL	Qual	Result	RL	Qual	Result	RL	Qual	Result	RL	Qual	Result	RL	Qual	Result	RL	Qual	Result	RL	Qual	Result	RL	Qual	Result	RL	Qual	Result	RL	Qual	Result	RL	Qual
NATURAL ATTENUATION PARAMETERS																																		
Ammonia USEPA 350.1 (mg/L)	0.21	0.05		<	0.05	U	<	0.05	U	<	0.05	U	<	0.2	U	<	0.2	U	0.58	0.40		<	0.1	U	<	0.1	U	<	0.1	U	<	0.1	U
Total Kjeldahl Nitrogen USEPA 351.2 (mg/L)	<	1	U	<	1	U	<	1	U	<	1	U	<	0.27	U	0.18	0.2	J	0.34	0.40	J	<	0.1	U	0.557	0.1		<	0.1	U	<	0.1	U
Nitrate/Nitrite USEPA 353.2 (mg/L)	1.1	0.05		2	1		0.46	0.05		0.65	0.05		0.63	0.1	J	0.28	0.1		0.25	0.10		<	0.5	U	<	1	U	<	1	U	<	0.2	U
Sulfide SM 9034 (mg/L)	<	1	U	<	1	U	<	1	U	<	1	U	<	1	U	1.5	1		<	1.0	U	<	1	U	<	1	U	<	1	U	<	1	U
Sulfate USEPA 9056A (mg/L)	57	10		48	10		52	20		46	10		49	2		46	5		48	1.0		49.1	5		48.7	2		46.9	2		38.9	2	
Dissolved Organic Carbon SM 9060A (mg/L)	2	1		1.5	1		1.5	1		1.8	1		1.6	1		<	1.3	U	2.1	1.0		<	5	U	<	5	U	9.90	5		3.9	5	J
Alkalinity SM 2320B (mg/L)	120	2		130	8		140	8		130	8		120	5		150	5		150	5.0		150	5		156	5		157	5		148	5	
Methane RSK-175 (µg/L)	<	1.7	U	1.5	0.87		1	0.87		0.56	0.87	J	<	2	U	<	2	U	<	2.0	U	<	1.9	U	<	1.1	U	2.98	1		2.45	1	
Carbon Dioxide SM 2320B (mg/L)[1]	53	0.88		56	0.88		60	0.88		57	0.1		53	0.1		66	1		66	1.0		66.0	5		68.6	2.2		69.1	2.2		65.1	2.2	

Notes:
Analysis methods listed are accurate for most current sampling event. Previous analysis methods may be different.

[1]Carbon dioxide calculated from alkalinity results. Values for 2003 and 2004 were modified to be consistent with previous years' results.

< = less than reporting limit
µg/L = micrograms per liter
ID = identification number
J = estimated
LOQ = limit of quantification
mg/L = milligrams per liter
Qual = qualifier
RL = reporting limit
RSK = Robert S. Kerr Environmental Research Laboratory
SM = Standard Method
U = nondetect
USEPA = United States Environmental Protection Agency

TABLE E.2.3-5
CORNHUSKER ARMY AMMUNITION PLANT
WELL CA220-NATURAL ATTENUATION PARAMETERS

FIELD ID	CA220			CA220			CA220			CA220			CA220			CA220			CA220			CA220			CA220			CA220		
COLLECT DATE	None			None			None			None			None			None			3/18/2002			3/20/2001			3/10/2000			3/23/1999			6/13/1998		
	Result	RL	Qual	Result	RL	Qual	Result	RL	Qual	Result	RL	Qual	Result	RL	Qual	Result	RL	Qual	Result	RL	Qual	Result	RL	Qual	Result	RL	Qual	Result	RL	Qual	Result	RL	Qual
NATURAL ATTENUATION PARAMETERS																																
Ammonia USEPA 350.1 (mg/L)																			0.46	0.40		<	0.1	U	<	0.1	U	<	0.1	U	0.026	0.1	J
Total Kjeldahl Nitrogen USEPA 351.2 (mg/L)	**Abandoned**			**No 2007 Sample**			**No 2006 Sample**			**No 2005 Sample**			**No 2004 Sample**			**No 2003 Sample**			0.39	0.40	J	0.482	0.1		<	0.1	U	<	0.1	U	0.036	0.1	J
Nitrate/Nitrite USEPA 353.2 (mg/L)	**2008**			**Well Dry**			**Well Dry**			**Well Dry**			**Well Dry**			**Well Dry**			6.8	0.50		9.35	0.5		7.45	1		6.89	1		7.76	1	
Sulfide SM 9034 (mg/L)																			0.70	1.0	J	<	1	U	<	1	U	<	1	U	<	1	U
Sulfate USEPA 9056A (mg/L)																			11	1.0		15	5		11.8	2		18.8	5		8.25	1	
Dissolved Organic Carbon SM 9060A (mg/L)																			1.8	1.0		<	5	U	<	5	U	12.0	5		6.5	5	
Alkalinity SM 2320B (mg/L)																			160	5.0		173	5		208	5		472	5		384	5	
Methane RSK-175 (µg/L)																			<	2.0	U	<	1	U	<	1	U	2.91	1		3.6	1	
Carbon Dioxide SM 2320B (mg/L)[1]																			70	1.0		76.1	5		91.5	2.2		208	2.2		169	2.2	

Notes:
Analysis methods listed are accurate for most current sampling event. Previous analysis methods may be different.

[1]Carbon dioxide calculated from alkalinity results. Values for 2003 and 2004 were modified to be consistent with previous years' results.

< = less than reporting limit
µg/L = micrograms per liter
ID = identification number
J = estimated
LOQ = limit of quantification
mg/L = milligrams per liter
Qual = qualifier
RL = reporting limit
RSK = Robert S. Kerr Environmental Research Laboratory
SM = Standard Method
U = nondetect
USEPA = United States Environmental Protection Agency

TABLE E.2.3-6
CORNHUSKER ARMY AMMUNITION PLANT
WELL CA221-NATURAL ATTENUATION PARAMETERS

FIELD ID	CA221			CA221			CA221			CA221			CA221			CA221			CA221			CA221			CA221			CA221			CA221		
COLLECT DATE	None			None			3/13/2006			3/14/2005			3/11/2004			3/14/2003			3/18/2002			3/20/2001			3/10/2000			3/23/1999			6/13/1998		
	Result	RL	Qual	Result	RL	Qual	Result	RL	Qual	Result	RL	Qual	Result	RL	Qual	Result	RL	Qual	Result	RL	Qual	Result	RL	Qual	Result	RL	Qual	Result	RL	Qual	Result	RL	Qual
NATURAL ATTENUATION PARAMETERS																																	
Ammonia USEPA 350.1 (mg/L)							0.22	0.05		<	0.05	U	0.24	0.2		<	0.2	U	<	0.40	U	<	0.1	U	<	0.1	U	<	0.1	U	<	0.1	U
Total Kjeldahl Nitrogen USEPA 351.2 (mg/L)	**Abandoned**			**Not Sampled**			1.3	1		1.2	1		<	0.46	U	0.24	0.2		0.58	0.40		0.131	0.1		0.268	0.1		<	0.1	U	0.20	0.1	
Nitrate/Nitrite USEPA 353.2 (mg/L)	**2008**			**in 2007**			0.18	0.05		1.4	1		3.1	0.1		3.3	0.1		4.0	0.50		1.18	0.5		1.98	1	<	2.36	1		1.46	1	
Sulfide SM 9034 (mg/L)							<	1	U	<	1	U	0.7	1	J	2.00	1.00		0.50	1.0	J	<	1	U	<	1	U	<	1	U	<	1	U
Sulfate USEPA 9056A (mg/L)							47	10		40	10		39	2		37	5		40	1.0		38	5		32.7	2		39.8	5		31.8	1	
Dissolved Organic Carbon SM 9060A (mg/L)							1.8	1		1.9	1		2	1		1.9	1.0		2.7	1.0		5.50	5		<	5	U	16.3	5		6.2	5	
Alkalinity SM 2320B (mg/L)							210	8		200	8		180	5		170	5		200	5.0		176	5		183	5		184	5		176	5	
Methane RSK-175 (µg/L)							10	0.87		21	0.87		<	2	U	<	2	U	<	2.0	U	41	2		24	1		46.2	5		45.5	2	
Carbon Dioxide SM 2320B (mg/L)[1]							92	0.88		88	0.1		79	0.3		75	1		88	1.0		77.4	5		80.5	2.2		81.0	2.2		77.4	2.2	

Notes:
Analysis methods listed are accurate for most current sampling event. Previous analysis methods may be different.

[1]Carbon dioxide calculated from alkalinity results. Values for 2003 and 2004 were modified to be consistent with previous years' results.

< = less than reporting limit
µg/L = micrograms per liter
ID = identification number
J = estimated
LOQ = limit of quantification
mg/L = milligrams per liter
Qual = qualifier
RL = reporting limit
RSK = Robert S. Kerr Environmental Research Laboratory
SM = Standard Method
U = nondetect
USEPA = United States Environmental Protection Agency

TABLE E.2.3-7
CORNHUSKER ARMY AMMUNITION PLANT
WELL CA222-NATURAL ATTENUATION PARAMETERS

FIELD ID	CA222			CA222			CA222			CA222			CA222			CA222			CA222			CA222			CA222			CA222			CA222		
COLLECT DATE	None			None			3/13/2006			3/14/2005			3/11/2004			3/14/2003			3/18/2002			3/20/2001			3/10/2000			3/23/1999			6/13/1998		
	Result	RL	Qual	Result	RL	Qual	Result	RL	Qual	Result	RL	Qual	Result	RL	Qual	Result	RL	Qual	Result	RL	Qual	Result	RL	Qual	Result	RL	Qual	Result	RL	Qual	Result	RL	Qual
NATURAL ATTENUATION PARAMETERS																																	
Ammonia USEPA 350.1 (mg/L)							0.088	0.05		<	0.05	U	0.15	0.2	J	<	0.2	U	<	0.40	U	<	0.1	U	<	0.1	U	<	0.1	U	<	0.1	U
Total Kjeldahl Nitrogen USEPA 351.2 (mg/L)	**Abandoned**			**Not Sampled**			<	1	U	1.2	1		<	0.21	U	0.19	0.2	J	0.53	0.40		0.163	0.1		0.658	0.1		<	0.1	U	0.036	0.1	J
Nitrate/Nitrite USEPA 353.2 (mg/L)	**2008**			**in 2007**			<	0.05	U	<	0.05	U	0.088	0.1	J	<	0.1	U	0.09	0.10	J	0.54	0.5		1	U		<	1	U	<	1	U
Sulfide SM 9034 (mg/L)							<	1	U	<	1	U	0.7	1	J	1.80	1.00		0.50	1.0		<	1	U	<	1	U	<	1	U	<	1	U
Sulfate USEPA 9056A (mg/L)							69	10		63	10		61	2		55	5		50	5.0		48.7	5		46.6	2		53.7	5		49.7	1	
Dissolved Organic Carbon SM 9060A (mg/L)							1.6	1		1.9	1		1.8	1		<	1.7	U	2.5	1.0		<	5	U	<	5	U	11.0	5		7.2	5	
Alkalinity SM 2320B (mg/L)							260	8		260	8		240	5		220	5		240	5.0		198	5		211	5		221	5		214	5	
Methane RSK-175 (µg/L)							35	0.87		67	0.87		52	2		81	2		29	2.0		53	5		82	5		95	10		87.5	4	
Carbon Dioxide SM 2320B (mg/L)[1]							110	0.88		110	0.1		106	0.2		97	1		110	1.0		87.1	5		92.8	2.2		97.2	2.2		94.2	2.2	

Notes:
Analysis methods listed are accurate for most current sampling event. Previous analysis methods may be different.

[1]Carbon dioxide calculated from alkalinity results. Values for 2003 and 2004 were modified to be consistent with previous years' results.

< = less than reporting limit
µg/L = micrograms per liter
ID = identification number
J = estimated
LOQ = limit of quantification
mg/L = milligrams per liter
Qual = qualifier
RL = reporting limit
RSK = Robert S. Kerr Environmental Research Laboratory
SM = Standard Method
U = nondetect
USEPA = United States Environmental Protection Agency

TABLE E.2.3-8
CORNHUSKER ARMY AMMUNITION PLANT
WELL CA230-NATURAL ATTENUATION PARAMETERS

FIELD ID	CA230			CA230			CA230			CA230			CA230			CA230			CA230			CA230			CA230		
COLLECT DATE	None			None			None			3/13/2003			3/15/2002			3/19/2001			3/9/2000			3/19/1999			6/12/1998		
	Result	RL	Qual	Result	RL	Qual	Result	RL	Qual	Result	RL	Qual	Result	RL	Qual	Result	RL	Qual	Result	RL	Qual	Result	RL	Qual	Result	RL	Qual
NATURAL ATTENUATION PARAMETERS																											
Ammonia USEPA 350.1 (mg/L)										<	0.2	U	0.18	0.20	J	<	0.1	U	<	0.1	U	<	0.1	U	0.053	0.1	J
Total Kjeldahl Nitrogen USEPA 351.2 (mg/L)	**Abandoned**			**No 2005 Sample**			**No 2004 Sample**			0.79	0.2		2.2	0.44		<	0.1	U	0.155	0.1		<	0.1	U	<	0.1	U
Nitrate/Nitrite USEPA 353.2 (mg/L)	**2005**			**Well Dry**			**Well Dry**			21	0.5		18	1.0		20.3	0.5		12.2	1		24.1	1		21.9	1	
Sulfide SM 9034 (mg/L)										2	1		<	1.0	U	<	1	U	<	1	U	<	1	U	<	1	U
Sulfate USEPA 9056A (mg/L)										68	25		51	2.0		39.2	5		31.6	2		41.2	5		61.8	1	
Dissolved Organic Carbon SM 9060A (mg/L)										4.4	1.0		5.5	1.0		7.40	5		6.40	5		15.1	5		13.8	5	
Alkalinity SM 2320B (mg/L)										82	5		90	5.0		73.6	5		91.0	5		65	5		97.4	5	
Methane RSK-175 (µg/L)										<	2	U	<	2.0	U	<	1	U	<	1	U	<	1	U	<	1	U
Carbon Dioxide SM 2320B (mg/L)[1]										36	1		40	1.0		32.4	5		40.0	2.2		28.6	2.2		42.9	2.2	

Notes:
Analysis methods listed are accurate for most current sampling event. Previous analysis methods may be different.

[1]Carbon dioxide calculated from alkalinity results. Values for 2003 and 2004 were modified to be consistent with previous years' results.

< = less than reporting limit
µg/L = micrograms per liter
ID = identification number
J = estimated
LOQ = limit of quantification
mg/L = milligrams per liter
Qual = qualifier
RL = reporting limit
RSK = Robert S. Kerr Environmental Research Laboratory
SM = Standard Method
U = nondetect
USEPA = United States Environmental Protection Agency

TABLE E.2.3-9
CORNHUSKER ARMY AMMUNITION PLANT
WELL CA231-NATURAL ATTENUATION PARAMETERS

FIELD ID	CA231			CA231			CA231			CA231			CA231			CA231			CA231			CA231			CA231			CA231		
COLLECT DATE	None			3/10/2005			3/12/2004			3/13/2003			3/15/2002			3/19/2001			3/9/2000			3/19/1999			6/12/1998					
	Result	RL	Qual	Result	RL	Qual	Result	RL	Qual	Result	RL	Qual	Result	RL	Qual	Result	RL	Qual	Result	RL	Qual	Result	RL	Qual	Result	RL	Qual			
NATURAL ATTENUATION PARAMETERS																														
Ammonia USEPA 350.1 (mg/L)				<	0.05	U	0.13	0.2	J	<	0.20	U	0.20	0.20		<	0.1	U	<	0.1	U	<	0.1	U	0.053	0.1	J			
Total Kjeldahl Nitrogen USEPA 351.2 (mg/L)	**Abandoned**			<	1	U	1.9	0.2		0.51	0.2		0.51	0.45		0.158	0.1		0.107	0.1		<	0.1	U	<	0.1	U			
Nitrate/Nitrite USEPA 353.2 (mg/L)	**2005**			15	0.5		22	1	J	24	1	J	5.9	1.0		19.3	0.5		19.3	1		23.3	1		26.1	1				
Sulfide SM 9034 (mg/L)				<	1	U	0.6	1	J	1.60	1.00		0.50	1.0	J	<	1	U	<	1	U	<	1	U	<	1	U			
Sulfate USEPA 9056A (mg/L)				35	10		40	2	J	37	5		14	2.0		33.6	5		33.0	2		46	5		36.3	1				
Dissolved Organic Carbon SM 9060A (mg/L)				4.1	1		3.7	1		3.2	1.0		3.3	1.0		7.30	5		5.60	5		18.5	5		12.0	5				
Alkalinity SM 2320B (mg/L)				72	8		68	5		67	5		78	5.0		71.1	5		73.3	5		82	5		85.5	5				
Methane RSK-175 (µg/L)				<	0.87	U	<	2	U	<	2	U	<	2.0	U	<	1	U	<	1	U	<	1	U	<	1	U			
Carbon Dioxide SM 2320B (mg/L)[1]				32	0.1		30	0.7		29	1		34	1.0		31.3	5		32.3	2.2		36.1	2.2		37.6	2.2				

Notes:
Analysis methods listed are accurate for most current sampling event. Previous analysis methods may be different.

[1]Carbon dioxide calculated from alkalinity results. Values for 2003 and 2004 were modified to be consistent with previous years' results.

< = less than reporting limit
µg/L = micrograms per liter
ID = identification number
J = estimated
LOQ = limit of quantification
mg/L = milligrams per liter
Qual = qualifier
RL = reporting limit
RSK = Robert S. Kerr Environmental Research Laboratory
SM = Standard Method
U = nondetect
USEPA = United States Environmental Protection Agency

TABLE E.2.3-10
CORNHUSKER ARMY AMMUNITION PLANT
WELL CA232-NATURAL ATTENUATION PARAMETERS

FIELD ID	CA232			CA232			CA232			CA232			CA232			CA232			CA232			CA232			CA232			CA232		
COLLECT DATE	None			3/10/2005			3/12/2004			3/13/2003			3/15/2002			3/19/2001			3/9/2000			3/19/1999			6/12/1998					
	Result	RL	Qual	Result	RL	Qual	Result	RL	Qual	Result	RL	Qual	Result	RL	Qual	Result	RL	Qual	Result	RL	Qual	Result	RL	Qual	Result	RL	Qual			
NATURAL ATTENUATION PARAMETERS																														
Ammonia USEPA 350.1 (mg/L)				<	0.05	U	0.11	0.2	J	0.12	0.20	J	0.08	0.20	J	<	0.1	U	<	0.1	U	<	0.1	U	<	0.1	U			
Total Kjeldahl Nitrogen USEPA 351.2 (mg/L)	**Abandoned**			<	1	U	1.3	0.2		0.47	0.2		0.54	0.50		<	0.1	U	<	0.1	U	<	0.1	U	<	0.1	U			
Nitrate/Nitrite USEPA 353.2 (mg/L)	**2005**			6.1	0.25		7.9	1	J	7.5	0.5	J	8.7	1.0		10.2	0.5		9.13	1		8.27	1		8.59	1				
Sulfide SM 9034 (mg/L)				<	1	U	<	1	U	1.40	1.00		0.70	1.0	J	<	1	U	<	1	U	<	1	U	<	1	U			
Sulfate USEPA 9056A (mg/L)				33	10		34	2		34	5		42	2.0		37.7	5		36.2	2		37.3	5		30.0	0.2				
Dissolved Organic Carbon SM 9060A (mg/L)				1.3	1		<	1.4	U	<	1.2	U	1.8	1.0		<	5	U	5.40	5		25.4	5		10.9	5				
Alkalinity SM 2320B (mg/L)				100	8		99	5		130	5		110	5.0		107	5		116	5		117	5		114	5				
Methane RSK-175 (µg/L)				<	0.87	U	<	2	U	<	2	U	<	2.0	U	<	1	U	0.29	1	J	<	1	U	<	1	U			
Carbon Dioxide SM 2320B (mg/L)[1]				44	0.1		44	0.4		57	1		48	1.0		47.1	5		51.0	2.2		51.5	2.2		50.2	2.2				

Notes:
Analysis methods listed are accurate for most current sampling event. Previous analysis methods may be different.

[1]Carbon dioxide calculated from alkalinity results. Values for 2003 and 2004 were modified to be consistent with previous years' results.

< = less than reporting limit
µg/L = micrograms per liter
ID = identification number
J = estimated
LOQ = limit of quantification
mg/L = milligrams per liter
Qual = qualifier
RL = reporting limit
RSK = Robert S. Kerr Environmental Research Laboratory
SM = Standard Method
U = nondetect
USEPA = United States Environmental Protection Agency

TABLE E.2.3-11
CORNHUSKER ARMY AMMUNITION PLANT
WELL CA240-NATURAL ATTENUATION PARAMETERS

FIELD ID	CA240			CA240			CA240			CA240			CA240			CA240			CA240			CA240			CA240			CA240			CA240		
COLLECT DATE	None			None			None			2/29/2012			3/3/2011			3/12/2010			3/5/2009			3/6/2008			None			None			None		
	Result	RL	Qual	Result	RL	Qual	Result	RL	Qual	Result	RL	Qual	Result	RL	Qual	Result	RL	Qual	Result	RL	Qual	Result	RL	Qual	Result	RL	Qual	Result	RL	Qual	Result	RL	Qual
NATURAL ATTENUATION PARAMETERS																																	
Ammonia USEPA 350.1 (mg/L)										0.093	0.25	J	<	0.25	UJ	0.038	0.1	J	<	0.05	U	<	0.05	U									
Total Kjeldahl Nitrogen USEPA 351.2 (mg/L)	**Abandoned**			**Not Sampled**			**No 2013 Sample**			<	1	U	<	1	U	<	1	U	<	1	U	<	1	U	**No 2007 Sample**			**No 2006 Sample**			**No 2005 Sample**		
Nitrate/Nitrite USEPA 353.2 (mg/L)	**2020**			**in 2014, 2015, 2016,**			**Well Dry**			67	0.1		78	0.1		69	1		58	2.5		90	2.5		**Well Dry**			**Well Dry**			**Well Dry**		
Sulfide SM 9034 (mg/L)				**2017, 2018, 2019**						0.2	2	J	0.2	2	J	<	4	U	<	1	U	<	1	U									
Sulfate USEPA 9056A (mg/L)										79	1		76	1		77	25		73	20		58	20										
Dissolved Organic Carbon SM 9060A (mg/L)										1.6	1		2.2	1		1.3	1		2.6	1		3.1	1										
Alkalinity SM 2320B (mg/L)										22	1.25		28	1		27	5		25	2		26	2										
Methane RSK-175 (µg/L)										<	5	U	<	5	UJ	<	5	U	<	0.31	U	<	1.7	U									
Carbon Dioxide SM 2320B (mg/L)[1]										10	1.25		12	0.4		12	2.2		11	0.22		11	0.88										

Notes:
Analysis methods listed are accurate for most current sampling event. Previous analysis methods may be different.

[1]Carbon dioxide calculated from alkalinity results. Values for 2003 and 2004 were modified to be consistent with previous years' results.

< = less than reporting limit
µg/L = micrograms per liter
ID = identification number
J = estimated
LOQ = limit of quantification
mg/L = milligrams per liter
Qual = qualifier
RL = reporting limit
RSK = Robert S. Kerr Environmental Research Laboratory
SM = Standard Method
U = nondetect
USEPA = United States Environmental Protection Agency

TABLE E.2.3-11
CORNHUSKER ARMY AMMUNITION PLANT
WELL CA240-NATURAL ATTENUATION PARAMETERS

FIELD ID	CA240			CA240			CA240			CA240			CA240			CA240			CA240			CA240		
COLLECT DATE	None			None			3/18/2002			3/28/2001			3/13/2000			3/24/1999			6/13/1998					
	Result	RL	Qual	Result	RL	Qual	Result	RL	Qual	Result	RL	Qual	Result	RL	Qual	Result	RL	Qual	Result	RL	Qual			
NATURAL ATTENUATION PARAMETERS																								
Ammonia USEPA 350.1 (mg/L)							<	0.40	U	<	0.1	U	<	0.1	U	<	0.1	U	0.052	0.1	J			
Total Kjeldahl Nitrogen USEPA 351.2 (mg/L)	**No 2004 Sample**			**No 2003 Sample**			0.39	0.40	J	0.253	0.1		<	0.1	U	<	0.1	U	<	0.1	U			
Nitrate/Nitrite USEPA 353.2 (mg/L)	**Well Dry**			**Well Dry**			40	2.0		38.2	1		40.4	2		48	2		71.9	4				
Sulfide SM 9034 (mg/L)							0.70	1.0	J	<	1	U	<	1	U	<	1	U	<	1	U			
Sulfate USEPA 9056A (mg/L)							44	1.0		49.3	5		72.8	2		61.5	2		41.6	5				
Dissolved Organic Carbon SM 9060A (mg/L)							2.3	1.0		<	5	U	<	5	U	9.50	5		7.0	5				
Alkalinity SM 2320B (mg/L)							32	5.0		40.3	5		85.9	5		66	5		30.2	5				
Methane RSK-175 (µg/L)							<	2.0	U	<	1	U	<	1	U	<	1	U	<	1	U			
Carbon Dioxide SM 2320B (mg/L)[1]							14	1.0		44.4	5		37.8	2.2		29.0	2.2		13.3	2.2				

Notes:
Analysis methods listed are accurate for most current sampling event. Previous analysis methods may be different.

[1]Carbon dioxide calculated from alkalinity results. Values for 2003 and 2004 were modified to be consistent with previous years' results.

< = less than reporting limit
µg/L = micrograms per liter
ID = identification number
J = estimated
LOQ = limit of quantification
mg/L = milligrams per liter
Qual = qualifier
RL = reporting limit
RSK = Robert S. Kerr Environmental Research Laboratory
SM = Standard Method
U = nondetect
USEPA = United States Environmental Protection Agency

TABLE E.2.3-12
CORNHUSKER ARMY AMMUNITION PLANT
WELL CA241-NATURAL ATTENUATION PARAMETERS

FIELD ID	CA241			CA241			CA241			CA241			CA241			CA241			CA241			CA241			CA241			CA241			CA241		
COLLECT DATE	None			None			3/6/2013			2/29/2012			3/3/2011			3/12/2010			3/5/2009			3/6/2008			3/9/2007			3/9/2006			3/11/2005		
	Result	RL	Qual	Result	RL	Qual	Result	RL	Qual	Result	RL	Qual	Result	RL	Qual	Result	RL	Qual	Result	RL	Qual	Result	RL	Qual	Result	RL	Qual	Result	RL	Qual	Result	RL	Qual
NATURAL ATTENUATION PARAMETERS																																	
Ammonia USEPA 350.1 (mg/L)							<	0.25	U	0.733	0.25		<	0.25	UJ	0.087	0.1	J	<	0.05	U	<	0.05	U	<	0.05	U	<	0.05	U	<	0.05	U
Total Kjeldahl Nitrogen USEPA 351.2 (mg/L)	**Abandoned**			**Not Sampled**			0.172	1	J	<	1	U	<	1	U	<	1	U	<	1	U	<	1	U	<	1	U	<	1	U	<	1	U
Nitrate/Nitrite USEPA 353.2 (mg/L)	**2020**			**in 2014, 2015, 2016,**			22.5	0.1		24	0.1		21	0.1		24	0.5		28	1		23	1		26	1		17	0.5		18	0.5	
Sulfide SM 9034 (mg/L)				**2017, 2018, 2019**			<	2	U	0.2	2	J	0.2	2	J	<	4	U	<	1	U	<	1	U	<	1	U	<	1	U	<	1	U
Sulfate USEPA 9056A (mg/L)							60.4	1		58	1		55	1		54	25		47	20		42	10		40	10		38	10		30	10	
Dissolved Organic Carbon SM 9060A (mg/L)							2.3	1		1.6	1		2.1	1		1.3	1		2.3	1		1.9	1		1.7	1		1.8	1		2.6	1	
Alkalinity SM 2320B (mg/L)							115	1.25		122	1.25		112	1		120	5		100	8		110	2		96	8		92	8		94	8	
Methane RSK-175 (µg/L)							<	5	UJ	<	5	UJ	<	5	UJ	<	5	U	<	0.31	U	<	1.7	U	<	0.87	U	<	0.87	U	<	0.87	U
Carbon Dioxide SM 2320B (mg/L)[1]							51	10		54	1.25		50	0.4		52	2.2		45	0.22		48	0.88		42	0.88		40	0.88		41	0.1	

Notes:
Analysis methods listed are accurate for most current sampling event. Previous analysis methods may be different.

[1]Carbon dioxide calculated from alkalinity results. Values for 2003 and 2004 were modified to be consistent with previous years' results.

< = less than reporting limit
µg/L = micrograms per liter
ID = identification number
J = estimated
LOQ = limit of quantification
mg/L = milligrams per liter
Qual = qualifier
RL = reporting limit
RSK = Robert S. Kerr Environmental Research Laboratory
SM = Standard Method
U = nondetect
USEPA = United States Environmental Protection Agency

TABLE E.2.3-12
CORNHUSKER ARMY AMMUNITION PLANT
WELL CA241-NATURAL ATTENUATION PARAMETERS

FIELD ID	CA241			CA241			CA241			CA241			CA241			CA241			CA241			CA241		
COLLECT DATE	3/11/2004			3/13/2003			3/18/2002			3/28/2001			3/13/2000			3/24/1999			6/13/1998					
	Result	RL	Qual	Result	RL	Qual	Result	RL	Qual	Result	RL	Qual	Result	RL	Qual	Result	RL	Qual	Result	RL	Qual			
NATURAL ATTENUATION PARAMETERS																								
Ammonia USEPA 350.1 (mg/L)	0.16	0.2	J	0.15	0.2	J	<	0.20	U	<	0.1	U	<	0.1	U	<	0.1	U	<	0.1	U			
Total Kjeldahl Nitrogen USEPA 351.2 (mg/L)	1.1	0.2		0.27	0.20		0.20	0.20		0.109	0.1		0.297	0.1		<	0.1	U	0.03	0.1	J			
Nitrate/Nitrite USEPA 353.2 (mg/L)	21	1		22	1	J	25	1.0		20.8	0.5		26.7	2		23	2		24.0	2				
Sulfide SM 9034 (mg/L)	<	1	U	1.4	1		<	1.0	U	<	1	U	<	1	U	<	1	U	<	1	U			
Sulfate USEPA 9056A (mg/L)	33	2		37	1		45	2.0		34.1	5		44.0	2		39.8	2		32.4	1				
Dissolved Organic Carbon SM 9060A (mg/L)	2.6	1		2.1	1		2.4	1.0		<	5	U	<	5	U	7.30	5		7.4	5				
Alkalinity SM 2320B (mg/L)	88	5		79	5		90	5.0		93.2	5		85.9	5		93	5		104	5				
Methane RSK-175 (µg/L)	<	2	U	<	2	U	<	2.0	U	<	1	U	<	1	U	<	1	U	<	1	U			
Carbon Dioxide SM 2320B (mg/L)[1]	39	0.8		35	1		40	1.0		41	5		37.8	2.2		40.9	2.2		45.8	2.2				

Notes:
Analysis methods listed are accurate for most current sampling event. Previous analysis methods may be different.

[1]Carbon dioxide calculated from alkalinity results. Values for 2003 and 2004 were modified to be consistent with previous years' results.

< = less than reporting limit
µg/L = micrograms per liter
ID = identification number
J = estimated
LOQ = limit of quantification
mg/L = milligrams per liter
Qual = qualifier
RL = reporting limit
RSK = Robert S. Kerr Environmental Research Laboratory
SM = Standard Method
U = nondetect
USEPA = United States Environmental Protection Agency

TABLE E.2.3-13
CORNHUSKER ARMY AMMUNITION PLANT
WELL CA242-NATURAL ATTENUATION PARAMETERS

FIELD ID	CA242			CA242			CA242			CA242			CA242			CA242			CA242			CA242			CA242			CA242			CA242		
COLLECT DATE	None			None			3/6/2013			3/29/2012			3/3/2011			3/12/2010			3/5/2009			3/6/2008			3/9/2007			3/9/2006			3/11/2005		
	Result	RL	Qual	Result	RL	Qual	Result	RL	Qual	Result	RL	Qual	Result	RL	Qual	Result	RL	Qual	Result	RL	Qual	Result	RL	Qual	Result	RL	Qual	Result	RL	Qual	Result	RL	Qual
NATURAL ATTENUATION PARAMETERS																																	
Ammonia USEPA 350.1 (mg/L)							<	0.25	U	<	0.25	UJ	<	0.25	UJ	0.037	0.1	J	<	0.05	U	<	0.05	U	<	0.05	U	<	0.05	U	<	0.05	U
Total Kjeldahl Nitrogen USEPA 351.2 (mg/L)	**Abandoned**			**Not Sampled**			0.235	1	J	<	1	U	<	1	UJ	<	1	U	<	1	U	<	1	U	<	1	U	<	1	U	1.1	1	
Nitrate/Nitrite USEPA 353.2 (mg/L)	**2020**			**in 2014, 2015, 2016,**			3.0	0.1		1.5	0.1		2.0	0.1		0.48	0.1		0.68	0.05		1.2	0.5		2.3	1		1.5	0.05		1.3	0.05	
Sulfide SM 9034 (mg/L)				**2017, 2018, 2019**			0.2	2	J	0.4	2	J	0.4	2	J	<	4	U	<	1	U	<	1	U	<	1	U	<	1	U	<	1	U
Sulfate USEPA 9056A (mg/L)							72.6	1		73	1		66	1		58	25		100	20		54	10		39	10		41	20		38	10	
Dissolved Organic Carbon SM 9060A (mg/L)							3.27	1		1.3	1		1.9	1		1.2	1		2.2	1		1.8	1		1.5	1		1.5	1		2.3	1	
Alkalinity SM 2320B (mg/L)							220	1.25		222	1.25		252	1		240	5		250	8		200	2		210	8		200	8		200	8	
Methane RSK-175 (µg/L)							<	5	U	<	5	UJ	<	5	UJ	<	5	U	0.25	0.31	J	<	1.7	U	<	0.87	U	<	0.87	U	<	0.87	U
Carbon Dioxide SM 2320B (mg/L)[1]							98	10		99	1.25		112	0.4		110	2.2		110	0.22		88	0.88		92	0.88		86	0.88		88	0.1	

Notes:
Analysis methods listed are accurate for most current sampling event. Previous analysis methods may be different.

[1]Carbon dioxide calculated from alkalinity results. Values for 2003 and 2004 were modified to be consistent with previous years' results.

< = less than reporting limit
µg/L = micrograms per liter
ID = identification number
J = estimated
LOQ = limit of quantification
mg/L = milligrams per liter
Qual = qualifier
RL = reporting limit
RSK = Robert S. Kerr Environmental Research Laboratory
SM = Standard Method
U = nondetect
USEPA = United States Environmental Protection Agency

TABLE E.2.3-13
CORNHUSKER ARMY AMMUNITION PLANT
WELL CA242-NATURAL ATTENUATION PARAMETERS

FIELD ID	CA242			CA242			CA242			CA242			CA242			CA242			CA242		
COLLECT DATE	3/10/2004			3/13/2003			3/18/2002			3/28/2001			3/13/2000			3/24/1999			6/13/1998		
	Result	RL	Qual	Result	RL	Qual	Result	RL	Qual	Result	RL	Qual	Result	RL	Qual	Result	RL	Qual	Result	RL	Qual
NATURAL ATTENUATION PARAMETERS																					
Ammonia USEPA 350.1 (mg/L)	0.15	0.2	J	0.14	0.2	J	<	0.20	U	<	0.1	U	<	0.1	U	<	0.1	U	<	0.1	U
Total Kjeldahl Nitrogen USEPA 351.2 (mg/L)	0.78	0.2		0.51	0.2		0.26	0.20		0.368	0.1		0.106	0.1		<	0.1	U	<	0.1	U
Nitrate/Nitrite USEPA 353.2 (mg/L)	4.7	1		4.7	0.5		2.6	0.10		1.94	0.5		2.43	1		2.06	2		1.22	1	
Sulfide SM 9034 (mg/L)	<	1	U	1.5	1		<	1.0	U	<	1	U	<	1	U	<	1	U	<	1	U
Sulfate USEPA 9056A (mg/L)	38	2		41	5		48	2.0		33.4	5		37.9	2		35.9	2		35.2	1	
Dissolved Organic Carbon SM 9060A (mg/L)	2.3	1		1.7	1		2.6	1.0		<	5	U	<	5	U	<	5	U	7.1	5	
Alkalinity SM 2320B (mg/L)	180	5		190	5		200	5.0		169	5		179	5		183	5		186	5	
Methane RSK-175 (µg/L)	<	2	U	<	2	U	<	2.0	U	<	1	U	<	1	U	<	1	U	1.16	1	
Carbon Dioxide SM 2320B (mg/L)[1]	79	0.3		84	1		88	1.0		74.4	5		78.8	2.2		80.5	2.2		81.8	2.2	

Notes:
Analysis methods listed are accurate for most current sampling event. Previous analysis methods may be different.

[1]Carbon dioxide calculated from alkalinity results. Values for 2003 and 2004 were modified to be consistent with previous years' results.

< = less than reporting limit
µg/L = micrograms per liter
ID = identification number
J = estimated
LOQ = limit of quantification
mg/L = milligrams per liter
Qual = qualifier
RL = reporting limit
RSK = Robert S. Kerr Environmental Research Laboratory
SM = Standard Method
U = nondetect
USEPA = United States Environmental Protection Agency

TABLE E.2.3-14
CORNHUSKER ARMY AMMUNITION PLANT
WELL CA250-NATURAL ATTENUATION PARAMETERS

FIELD ID	CA250			CA250			CA250			CA250			CA250			CA250			CA250			CA250			CA250			CA250			CA250		
COLLECT DATE	None			None			3/5/2013			2/28/2012			3/2/2011			3/10/2010			3/4/2009			3/5/2008			3/8/2007			3/9/2006			3/9/2005		
	Result	RL	Qual	Result	RL	Qual	Result	RL	Qual	Result	RL	Qual	Result	RL	Qual	Result	RL	Qual	Result	RL	Qual	Result	RL	Qual	Result	RL	Qual	Result	RL	Qual	Result	RL	Qual
NATURAL ATTENUATION PARAMETERS																																	
Ammonia USEPA 350.1 (mg/L)							<	0.25	U	<	0.25	U	<	0.25	UJ	<	0.1	U	<	0.05	U	<	0.05	U	<	0.05	U	<	0.05	U	<	0.05	U
Total Kjeldahl Nitrogen USEPA 351.2 (mg/L)	**Abandoned**			**Not Sampled**			0.648	1	J	1.6	1		<	1	UJ	<	1	U	<	1	U	<	1	U	<	1	U	<	1	U	<	1	U
Nitrate/Nitrite USEPA 353.2 (mg/L)	**2016**			**in 2014, 2015, 2016**			6.62	0.1		11	0.1		7.6	0.1		6.9	0.1		9.4	0.5		17	0.5		17	1		12	0.25		6	0.25	
Sulfide SM 9034 (mg/L)							0.2	2	J	0.4	2	J	0.4	2	J	<	4	U	<	1	U	<	1	U	<	1	U	<	1	U	<	1	U
Sulfate USEPA 9056A (mg/L)							16	1		89	2		51	1		42	5		51	20		55	20		47	20		74	20		38	10	
Dissolved Organic Carbon SM 9060A (mg/L)							2.93	1		2.6	1		3.0	1		2.1	1		4.6	1		2.7	1		2.3	1		2	1		1.3	1	
Alkalinity SM 2320B (mg/L)							160	1.25		161	1.25		148	1		150	5		190	8		120	2		150	8		130	8		160	8	
Methane RSK-175 (µg/L)							<	5	U	<	5	U	<	5	UJ	<	5	U	<	0.31	U	<	1.7	U	<	0.87	U	<	0.87	U	<	0.87	U
Carbon Dioxide SM 2320B (mg/L)[1]							71	10		72	1.25		66	0.4		65	2.2		84	0.22		53	0.88		67	0.88		58	0.88		70	0.1	

Notes:
Analysis methods listed are accurate for most current sampling event. Previous analysis methods may be different.

[1]Carbon dioxide calculated from alkalinity results. Values for 2003 and 2004 were modified to be consistent with previous years' results.

< = less than reporting limit
µg/L = micrograms per liter
ID = identification number
J = estimated
LOQ = limit of quantification
mg/L = milligrams per liter
Qual = qualifier
RL = reporting limit
RSK = Robert S. Kerr Environmental Research Laboratory
SM = Standard Method
U = nondetect
USEPA = United States Environmental Protection Agency

TABLE E.2.3-14
CORNHUSKER ARMY AMMUNITION PLANT
WELL CA250-NATURAL ATTENUATION PARAMETERS

FIELD ID	CA250			CA250			CA250			CA250			CA250			CA250			CA250			CA250		
COLLECT DATE	3/16/2004			3/12/2003			3/14/2002			3/15/2001			3/15/2000			3/22/1999			6/15/1998					
	Result	RL	Qual	Result	RL	Qual	Result	RL	Qual	Result	RL	Qual	Result	RL	Qual	Result	RL	Qual	Result	RL	Qual			
NATURAL ATTENUATION PARAMETERS																								
Ammonia USEPA 350.1 (mg/L)	0.34	0.2		<	0.2	U	<	0.20	U	<	0.1	U	<	0.1	U	<	0.1	U	<	0.1	U			
Total Kjeldahl Nitrogen USEPA 351.2 (mg/L)	1.3	0.2		1.50	0.20		0.31	0.20		0.149	0.1		0.113	0.1		<	0.1	U	<	0.1	U			
Nitrate/Nitrite USEPA 353.2 (mg/L)	12	1		11	0.5		18	1.0		18.3	0.5		16.2	1		18.5	1		15.2	1				
Sulfide SM 9034 (mg/L)	0.8	1	J	<	1.00	U	0.90	1.0	J	<	1	U	<	1	U	<	1	U	<	1	U			
Sulfate USEPA 9056A (mg/L)	98	2		140	25	H	110	2.0		55.2	5		44.7	2		56.4	5		38.4	1				
Dissolved Organic Carbon SM 9060A (mg/L)	2.2	1		2.8	1.0		3.5	1.0		6.20	5		<	5	U	<	5	U	7.6	5				
Alkalinity SM 2320B (mg/L)	130	5		150	5		160	5.0		132	5		162	5		156	5		125	5				
Methane RSK-175 (µg/L)	<	2	U	<	2	U	<	2.0	U	<	1	U	<	1	U	<	1	U	<	1	U			
Carbon Dioxide SM 2320B (mg/L)[1]	57	0.7		66	1		70	1.0		58.1	5		71.3	2.2		68.6	2.2		55.0	2.2				

Notes:
Analysis methods listed are accurate for most current sampling event. Previous analysis methods may be different.

[1]Carbon dioxide calculated from alkalinity results. Values for 2003 and 2004 were modified to be consistent with previous years' results.

< = less than reporting limit
µg/L = micrograms per liter
ID = identification number
J = estimated
LOQ = limit of quantification
mg/L = milligrams per liter
Qual = qualifier
RL = reporting limit
RSK = Robert S. Kerr Environmental Research Laboratory
SM = Standard Method
U = nondetect
USEPA = United States Environmental Protection Agency

TABLE E.2.3-15
CORNHUSKER ARMY AMMUNITION PLANT
WELL CA251-NATURAL ATTENUATION PARAMETERS

FIELD ID	CA251			CA251			CA251			CA251			CA251			CA251			CA251			CA251			CA251			CA251			CA251		
COLLECT DATE	None			None			3/5/2013			2/28/2012			3/2/2011			3/10/2010			3/4/2009			3/6/2008			3/8/2007			3/9/2006			3/9/2005		
	Result	RL	Qual	Result	RL	Qual	Result	RL	Qual	Result	RL	Qual	Result	RL	Qual	Result	RL	Qual	Result	RL	Qual	Result	RL	Qual	Result	RL	Qual	Result	RL	Qual	Result	RL	Qual
NATURAL ATTENUATION PARAMETERS																																	
Ammonia USEPA 350.1 (mg/L)							<	0.25	U	<	0.25	U	<	0.25	UJ	0.088	0.1	J	<	0.05	U	<	0.05	U	<	0.05	U	<	0.05	U	<	0.05	U
Total Kjeldahl Nitrogen USEPA 351.2 (mg/L)	**Abandoned**			**Not Sampled**			0.847	1	J	<	1	U	<	1	U	<	1	U	<	1	U	<	1	U	<	1	U	<	1	U	<	1	U
Nitrate/Nitrite USEPA 353.2 (mg/L)	**2016**			**in 2014, 2015, 2016**			22	0.1		24	0.1		24	0.1		35	0.5		28	1		38	1		40	1		35	1		29	1	
Sulfide SM 9034 (mg/L)							0.2	2	J	0.4	2	J	0.2	2	J	<	4	U	<	1	U	<	1	U	<	1	U	<	1	U	<	1	U
Sulfate USEPA 9056A (mg/L)							70	1		65	1		61	1		75	25		64	20		59	20		58	20		61	20		46	10	
Dissolved Organic Carbon SM 9060A (mg/L)							3.27	1		2.5	1		3.3	1		2.5	1		4.7	1		3.4	1		2.4	1		2.2	1		1.8	1	
Alkalinity SM 2320B (mg/L)							170	1.25		168	1.25		168	1		150	5		160	8		140	2		120	8		100	8		100	8	
Methane RSK-175 (µg/L)							<	5	U	<	5	U	<	5	UJ	<	5	U	<	0.31	U	<	1.7	U	<	0.87	U	<	0.87	U	<	0.87	U
Carbon Dioxide SM 2320B (mg/L)[1]							76	10		75	1.25		75	0.4		68	2.2		72	0.22		62	0.88		53	0.88		46	0.88		44	0.1	

Notes:
Analysis methods listed are accurate for most current sampling event. Previous analysis methods may be different.

[1]Carbon dioxide calculated from alkalinity results. Values for 2003 and 2004 were modified to be consistent with previous years' results.

< = less than reporting limit
µg/L = micrograms per liter
ID = identification number
J = estimated
LOQ = limit of quantification
mg/L = milligrams per liter
Qual = qualifier
RL = reporting limit
RSK = Robert S. Kerr Environmental Research Laboratory
SM = Standard Method
U = nondetect
USEPA = United States Environmental Protection Agency

TABLE E.2.3-15
CORNHUSKER ARMY AMMUNITION PLANT
WELL CA251-NATURAL ATTENUATION PARAMETERS

FIELD ID	CA251			CA251			CA251			CA251			CA251			CA251			CA251			CA251		
COLLECT DATE	3/10/2004			3/12/2003			3/14/2002			3/15/2001			3/15/2000			3/22/1999			6/15/1998					
	Result	RL	Qual	Result	RL	Qual	Result	RL	Qual	Result	RL	Qual	Result	RL	Qual	Result	RL	Qual	Result	RL	Qual			
NATURAL ATTENUATION PARAMETERS																								
Ammonia USEPA 350.1 (mg/L)	0.16	0.2	J	<	0.2	U	<	0.20	U	<	0.1	U	<	0.1	U	<	0.1	U	<	0.1	U			
Total Kjeldahl Nitrogen USEPA 351.2 (mg/L)	1.5	0.2		0.12	0.2	J	0.29	0.20		<	0.1	U	0.113	0.1		<	0.1	U	<	0.1	U			
Nitrate/Nitrite USEPA 353.2 (mg/L)	34	1		27	1		24	1.0		24	0.5		20.8	1		20.4	1		21.2	1				
Sulfide SM 9034 (mg/L)	<	1	U	1.10	1.00		0.60	1.0	J	<	1	U	<	1	UJ	<	1	U	<	1	U			
Sulfate USEPA 9056A (mg/L)	42	2		39	1		42	2.0		37.6	5		36.6	2		45.6	5		33.6	1				
Dissolved Organic Carbon SM 9060A (mg/L)	1.9	1		1.5	1.0		2.3	1.0		6.20	5		<	5	U	<	5	U	6.9	5				
Alkalinity SM 2320B (mg/L)	89	5		110	5		120	5.0		104	5		138	5		156	5		141	5				
Methane RSK-175 (µg/L)	<	2	U	<	2	U	<	2.0	U	<	1	U	<	1	U	<	1	U	<	1	U			
Carbon Dioxide SM 2320B (mg/L)[1]	39	1.4		48	1		53	1.0		45.8	5		60.7	2.2		68.6	2.2		62.0	2.2				

Notes:
Analysis methods listed are accurate for most current sampling event. Previous analysis methods may be different.

[1]Carbon dioxide calculated from alkalinity results. Values for 2003 and 2004 were modified to be consistent with previous years' results.

< = less than reporting limit
µg/L = micrograms per liter
ID = identification number
J = estimated
LOQ = limit of quantification
mg/L = milligrams per liter
Qual = qualifier
RL = reporting limit
RSK = Robert S. Kerr Environmental Research Laboratory
SM = Standard Method
U = nondetect
USEPA = United States Environmental Protection Agency

TABLE E.2.3-16
CORNHUSKER ARMY AMMUNITION PLANT
WELL CA252-NATURAL ATTENUATION PARAMETERS

FIELD ID	CA252			CA252			CA252			CA252			CA252			CA252			CA252			CA252			CA252			CA252			CA252		
COLLECT DATE	None			None			3/5/2013			2/28/2012			3/2/2011			3/10/2010			3/4/2009			3/6/2008			3/8/2007			3/9/2006			3/9/2005		
	Result	RL	Qual	Result	RL	Qual	Result	RL	Qual	Result	RL	Qual	Result	RL	Qual	Result	RL	Qual	Result	RL	Qual	Result	RL	Qual	Result	RL	Qual	Result	RL	Qual	Result	RL	Qual
NATURAL ATTENUATION PARAMETERS																																	
Ammonia USEPA 350.1 (mg/L)							<	0.25	U	<	0.25	U	<	0.25	UJ	0.07	0.1	J	<	0.05	U	<	0.05	U	0.051	0.05		<	0.05	U	<	0.05	U
Total Kjeldahl Nitrogen USEPA 351.2 (mg/L)	**Abandoned**			**Not Sampled**			0.119	1	J	<	1	U	0.42	1	J	<	1	U	<	1	U	<	1	U	<	1	U	<	1	U	<	1	U
Nitrate/Nitrite USEPA 353.2 (mg/L)	**2016**			**in 2014, 2015, 2016**			14.90	0.1		13	0.1		8.4	0.1		13	0.2		14	0.5		20	0.5		33	1		23	1.3		12	1	
Sulfide SM 9034 (mg/L)							0.401	2	J	0.2	2	J	0.2	2	J	<	4	U	<	1	U	<	1	U	<	1	U	<	1	U	<	1	U
Sulfate USEPA 9056A (mg/L)							71	1		77	1		62	1		76	25		77	20		88	20		52	20		55	20		51	10	
Dissolved Organic Carbon SM 9060A (mg/L)							3.68	1		3.2	1		3.3	1		2.6	1		3.1	1		3.2	1		2.2	1		2.2	1		2.3	1	
Alkalinity SM 2320B (mg/L)							225	1.25		215	1.25		218	1		200	5		220	8		180	2		160	8		160	8		170	8	
Methane RSK-175 (µg/L)							<	5	U	<	5	U	<	5	UJ	<	5	U	<	0.31	U	<	1.7	U	<	0.87	U	<	0.87	U	<	0.87	U
Carbon Dioxide SM 2320B (mg/L)[1]							100	10		96	1.25		97	0.4		87	2.2		96	0.22		79	0.88		69	0.88		70	0.88		75	0.1	

Notes:
Analysis methods listed are accurate for most current sampling event. Previous analysis methods may be different.

[1]Carbon dioxide calculated from alkalinity results. Values for 2003 and 2004 were modified to be consistent with previous years' results.

< = less than reporting limit
µg/L = micrograms per liter
ID = identification number
J = estimated
LOQ = limit of quantification
mg/L = milligrams per liter
Qual = qualifier
RL = reporting limit
RSK = Robert S. Kerr Environmental Research Laboratory
SM = Standard Method
U = nondetect
USEPA = United States Environmental Protection Agency

TABLE E.2.3-16
CORNHUSKER ARMY AMMUNITION PLANT
WELL CA252-NATURAL ATTENUATION PARAMETERS

FIELD ID	CA252			CA252			CA252			CA252			CA252			CA252			CA252			CA252		
COLLECT DATE	3/10/2004			3/12/2003			3/14/2002			3/15/2001			3/15/2000			3/22/1999			6/15/1998					
	Result	RL	Qual	Result	RL	Qual	Result	RL	Qual	Result	RL	Qual	Result	RL	Qual	Result	RL	Qual	Result	RL	Qual			
NATURAL ATTENUATION PARAMETERS																								
Ammonia USEPA 350.1 (mg/L)	0.11	0.2	J	<	0.2	U	<	0.20	U	<	0.1	U	<	0.1	U	<	0.1	U	<	0.1	U			
Total Kjeldahl Nitrogen USEPA 351.2 (mg/L)	1.6	0.2		0.32	0.2		0.18	0.20	J	0.115	0.1		0.102	0.1		<	0.1	U	0.03	0.1	J			
Nitrate/Nitrite USEPA 353.2 (mg/L)	25	1		29	1		23	1.0		22.8	0.5		20.1	1		19.2	1		21.3	1				
Sulfide SM 9034 (mg/L)	<	1	U	1.1	1		1.3	1.0		<	1	U	<	1	U	<	1	U	<	1	U			
Sulfate USEPA 9056A (mg/L)	52	2		49	1		51	2.0		47.8	5		48.4	2		54.7	5		43.2	1				
Dissolved Organic Carbon SM 9060A (mg/L)	2.5	1		2.1	1.0		3.0	1.0		10.90	5		5.90	5		11.7	5		7.2	5				
Alkalinity SM 2320B (mg/L)	160	5		190	5		180	5.0		183	5		207	5		218	5		212	5				
Methane RSK-175 (µg/L)	<	2	U	<	2	U	<	2.0	U	<	1	U	<	1	U	<	1	U	<	1	U			
Carbon Dioxide SM 2320B (mg/L)[1]	70	0.6		84	1		79	1.0		80.5	5		91.1	2.2		95.9	2.2		93.3	2.2				

Notes:
Analysis methods listed are accurate for most current sampling event. Previous analysis methods may be different.

[1]Carbon dioxide calculated from alkalinity results. Values for 2003 and 2004 were modified to be consistent with previous years' results.

< = less than reporting limit
µg/L = micrograms per liter
ID = identification number
J = estimated
LOQ = limit of quantification
mg/L = milligrams per liter
Qual = qualifier
RL = reporting limit
RSK = Robert S. Kerr Environmental Research Laboratory
SM = Standard Method
U = nondetect
USEPA = United States Environmental Protection Agency

TABLE E.2.3-17
CORNHUSKER ARMY AMMUNITION PLANT
WELL CA253-NATURAL ATTENUATION PARAMETERS

FIELD ID	CA253			CA253			CA253			CA253			CA253			CA253			CA253			CA253			CA253			CA253			CA253		
COLLECT DATE	None			None			3/6/2013			2/28/2012			3/2/2011			3/8/2010			3/4/2009			3/5/2008			3/8/2007			3/9/2006			3/10/2005		
	Result	RL	Qual	Result	RL	Qual	Result	RL	Qual	Result	RL	Qual	Result	RL	Qual	Result	RL	Qual	Result	RL	Qual	Result	RL	Qual	Result	RL	Qual	Result	RL	Qual	Result	RL	Qual
NATURAL ATTENUATION PARAMETERS																																	
Ammonia USEPA 350.1 (mg/L)							0.338	0.25		0.293	0.25		<	0.25	UJ	0.086	0.1	J	0.07	0.05		0.097	0.05		0.081	0.05		0.079	0.05		0.08	0.05	
Total Kjeldahl Nitrogen USEPA 351.2 (mg/L)	**Abandoned**			**Not Sampled**			0.615	1	J	<	1	UJ	0.374	1	J	0.34	1	J	<	1	U	<	1	U	<	1	U	<	1	U	1.4	1	
Nitrate/Nitrite USEPA 353.2 (mg/L)	**2016**			**in 2014, 2015, 2016**			<	0.1	U	<	0.1	U	<	0.1	UJ	<	0.1	U	<	0.05	U	<	0.05	U	<	0.05	U	<	0.05	U	<	0.05	U
Sulfide SM 9034 (mg/L)							<	2	U	0.4	2	J	0.2	2	J	<	4	U	<	1	U	<	1	U	<	1	U	<	1	U	<	1	U
Sulfate USEPA 9056A (mg/L)							52.5	1		50	1		47	1		41	5		35	20		32	20		30	10		30	10		29	10	
Dissolved Organic Carbon SM 9060A (mg/L)							2.71	1		1.7	1		2.1	1		1.1	1		1.9	1		1.5	1		<	1	U	<	1	U	<	1	U
Alkalinity SM 2320B (mg/L)							190	1.25		181	1.25		182	1		190	5		200	8		180	2		180	8		180	8		180	8	
Methane RSK-175 (µg/L)							5.8	5		9.4	5		10	5		19	5		4.7	0.31		2	1.7		1.3	0.87		0.57	0.87	J	0.94	0.87	
Carbon Dioxide SM 2320B (mg/L)[1]							84	10		80	1.25		81	0.4		84	2.2		88	0.22		79	0.88		79	0.88		77	0.88		79	0.1	

Notes:
Analysis methods listed are accurate for most current sampling event. Previous analysis methods may be different.

[1]Carbon dioxide calculated from alkalinity results. Values for 2003 and 2004 were modified to be consistent with previous years' results.

< = less than reporting limit
µg/L = micrograms per liter
ID = identification number
J = estimated
LOQ = limit of quantification
mg/L = milligrams per liter
Qual = qualifier
RL = reporting limit
RSK = Robert S. Kerr Environmental Research Laboratory
SM = Standard Method
U = nondetect
USEPA = United States Environmental Protection Agency

TABLE E.2.3-17
CORNHUSKER ARMY AMMUNITION PLANT
WELL CA253-NATURAL ATTENUATION PARAMETERS

FIELD ID	CA253			CA253			CA253			CA253			CA253			CA253			CA253		
COLLECT DATE	3/10/2004			3/12/2003			3/13/2002			3/20/2001			3/7/2000			3/17/1999			6/12/1998		
	Result	RL	Qual	Result	RL	Qual	Result	RL	Qual	Result	RL	Qual	Result	RL	Qual	Result	RL	Qual	Result	RL	Qual
NATURAL ATTENUATION PARAMETERS																					
Ammonia USEPA 350.1 (mg/L)	0.21	0.2		0.14	0.2	J	0.1	0.20	J	<	0.1	U	<	0.1	U	<	0.1	U	0.11	0.1	
Total Kjeldahl Nitrogen USEPA 351.2 (mg/L)	<	0.25	U	0.26	0.2		0.28	0.20		0.244	0.1		0.635	0.1		<	0.1	U	<	0.1	U
Nitrate/Nitrite USEPA 353.2 (mg/L)	<	0.1	UJ	<	0.1	U	0.084	0.10	J	<	0.5	U	<	1	U	<	1	U	<	1	U
Sulfide SM 9034 (mg/L)	<	1	U	0.9	1	J	<	1.0	U	<	1	U	<	1	U	<	1	U	<	1	U
Sulfate USEPA 9056A (mg/L)	31	2		31	5		32	1.0		32.9	5		30.1	2		30.6	5		26.9	1	
Dissolved Organic Carbon SM 9060A (mg/L)	<	1.2	U	<	1	U	1.7	1.0		<	5	U	<	5	U	10.5	5		6.8	5	
Alkalinity SM 2320B (mg/L)	170	5		180	5		190	5.0		168	5		175	5		183	5		178	5	
Methane RSK-175 (µg/L)	<	2	U	<	2	U	<	2.0	U	<	1.3	U	0.91	1	J	<	1.95	U	1.61	1	
Carbon Dioxide SM 2320B (mg/L)[1]	75	0.2		79	1		84	1.0		73.9	5		77.0	2.2		80.5	2.2		78.3	2.2	

Notes:
Analysis methods listed are accurate for most current sampling event. Previous analysis methods may be different.

[1]Carbon dioxide calculated from alkalinity results. Values for 2003 and 2004 were modified to be consistent with previous years' results.

< = less than reporting limit
µg/L = micrograms per liter
ID = identification number
J = estimated
LOQ = limit of quantification
mg/L = milligrams per liter
Qual = qualifier
RL = reporting limit
RSK = Robert S. Kerr Environmental Research Laboratory
SM = Standard Method
U = nondetect
USEPA = United States Environmental Protection Agency

TABLE E.2.3-18
CORNHUSKER ARMY AMMUNITION PLANT
WELL CA260-NATURAL ATTENUATION PARAMETERS

FIELD ID	CA260			CA260			CA260			CA260			CA260			CA260			CA260			CA260			CA260			CA260			CA260		
COLLECT DATE	None			3/5/2013			2/28/2012			None			3/7/2007			3/9/2006			3/9/2005			3/10/2004			3/12/2003			3/13/2002			3/15/2001		
	Result	RL	Qual	Result	RL	Qual	Result	RL	Qual	Result	RL	Qual	Result	RL	Qual	Result	RL	Qual	Result	RL	Qual	Result	RL	Qual	Result	RL	Qual	Result	RL	Qual	Result	RL	Qual
NATURAL ATTENUATION PARAMETERS																																	
Ammonia USEPA 350.1 (mg/L)				<	0.25	U	<	0.25	U				<	0.05	U	<	0.05	U	0.06	0.05		0.17	0.2	J	0.13	0.2	J	<	0.20	U	<	0.1	U
Total Kjeldahl Nitrogen USEPA 351.2 (mg/L)	**Abandoned**			<	1	UJ	<	1	U	**Not Sampled**			<	1	U	<	1	U	<	1	U	1.7	0.2		0.56	0.2		0.29	0.20		0.154	0.1	
Nitrate/Nitrite USEPA 353.2 (mg/L)	**2013**			1.72	0.1		12	0.1		**in 2008, 2009, 2010,**			9.8	1		13	0.5	J	16	0.5		26	1		15	0.5		17	0.50		9.02	0.5	
Sulfide SM 9034 (mg/L)				0.2	2	J	0.2	2	J	**2011**			<	1	U	<	1	U	<	1	U	<	1	U	1.2	1		<	1.0	U	<	1	U
Sulfate USEPA 9056A (mg/L)				132	10		132	5					24	10		79	20		89	20		71	2		94	25		96	2.0		15.4	5	
Dissolved Organic Carbon SM 9060A (mg/L)				3.47	1		3.1	1					4.2	1		2.8	1		3.3	1		4	1		3.4	1		3.5	1.0		10.1	5	
Alkalinity SM 2320B (mg/L)				215	1.25		107	1.25					120	8		170	8		190	8		120	5		150	5		160	5.0		32.6	5	
Methane RSK-175 (µg/L)				<	5	U	<	5	U				<	0.87	U	<	0.87	U	<	0.87	U	<	2	U	<	2	U	<	2.0	U	<	1	U
Carbon Dioxide SM 2320B (mg/L)[1]				96	10		48	10					53	0.88		74	0.88		84	0.1		53	0.4		66	1		70	1.0		14.3	5	

Notes:
Analysis methods listed are accurate for most current sampling event. Previous analysis methods may be different.

[1]Carbon dioxide calculated from alkalinity results. Values for 2003 and 2004 were modified to be consistent with previous years' results.

< = less than reporting limit
µg/L = micrograms per liter
ID = identification number
J = estimated
LOQ = limit of quantification
mg/L = milligrams per liter
Qual = qualifier
RL = reporting limit
RSK = Robert S. Kerr Environmental Research Laboratory
SM = Standard Method
U = nondetect
USEPA = United States Environmental Protection Agency

TABLE E.2.3-18
CORNHUSKER ARMY AMMUNITION PLANT
WELL CA260-NATURAL ATTENUATION PARAMETERS

FIELD ID	CA260			CA260			CA260		
COLLECT DATE	3/8/2000			3/18/1999			6/11/1998		
	Result	RL	Qual	Result	RL	Qual	Result	RL	Qual
NATURAL ATTENUATION PARAMETERS									
Ammonia USEPA 350.1 (mg/L)	<	0.1	U	<	0.1	U	0.071	0.1	J
Total Kjeldahl Nitrogen USEPA 351.2 (mg/L)	<	0.1	U	<	0.1	U	<	0.1	U
Nitrate/Nitrite USEPA 353.2 (mg/L)	12.1	1		15	1		23.9	1	
Sulfide SM 9034 (mg/L)	<	1	U	<	1	U	<	1	U
Sulfate USEPA 9056A (mg/L)	74.7	2		77.7	5		51.8	1	
Dissolved Organic Carbon SM 9060A (mg/L)	<	5	U	16.4	5		5.1	5	
Alkalinity SM 2320B (mg/L)	139	5		101	5		62.5	5	
Methane RSK-175 (µg/L)	<	1	U	<	1	U	1.03	1	
Carbon Dioxide SM 2320B (mg/L)[1]	61.2	2.2		44.4	2.2		27.5	2.2	

Notes:
Analysis methods listed are accurate for most current sampling event. Previous analysis methods may be different.

[1]Carbon dioxide calculated from alkalinity results. Values for 2003 and 2004 were modified to be consistent with previous years' results.

< = less than reporting limit
µg/L = micrograms per liter
ID = identification number
J = estimated
LOQ = limit of quantification
mg/L = milligrams per liter
Qual = qualifier
RL = reporting limit
RSK = Robert S. Kerr Environmental Research Laboratory
SM = Standard Method
U = nondetect
USEPA = United States Environmental Protection Agency

TABLE E.2.3-19
CORNHUSKER ARMY AMMUNITION PLANT
WELL CA261-NATURAL ATTENUATION PARAMETERS

FIELD ID	CA261			CA261			CA261			CA261			CA261			CA261			CA261			CA261			CA261			CA261			CA261		
COLLECT DATE	None			3/5/2013			2/28/2012			None			3/7/2007			3/9/2006			3/9/2005			3/10/2004			3/11/2003			3/13/2002			3/15/2001		
	Result	RL	Qual	Result	RL	Qual	Result	RL	Qual	Result	RL	Qual	Result	RL	Qual	Result	RL	Qual	Result	RL	Qual	Result	RL	Qual	Result	RL	Qual	Result	RL	Qual	Result	RL	Qual
NATURAL ATTENUATION PARAMETERS																																	
Ammonia USEPA 350.1 (mg/L)				<	0.25	U	<	0.25	U				<	0.05	U	<	0.05	U	0.05	0.05		0.16	0.2	J	<	0.2	U	<	0.20	U	<	0.1	U
Total Kjeldahl Nitrogen USEPA 351.2 (mg/L)	**Abandoned**			0.046	1	J	<	1	U	**Not Sampled**			<	1	U	<	1	U	<	1	U	1.4	0.2		<	0.200	U	<	0.20	U	0.100	0.1	
Nitrate/Nitrite USEPA 353.2 (mg/L)	**2013**			23.3	0.1		27	0.1		**in 2008, 2009, 2010,**			21	1		14	0.5		22	0.5		25	1		26	1	J	27	1.0		28.1	0.5	
Sulfide SM 9034 (mg/L)				0.2	2	J	0.2	2	J	**2011**			<	1	U	<	1	U	<	1	U	<	1	U	0.7	1	J	<	1.0	U	<	1	U
Sulfate USEPA 9056A (mg/L)				76.3	1		57	1					71	10		65	20		53	20		58	2		50	1		44	1.0		43.8	5	
Dissolved Organic Carbon SM 9060A (mg/L)				3.07	1		2.1	1					2.2	1		2.3	1		2.5	1		2.5	1		2.2	1.0		2.6	1.0		5.20	5	
Alkalinity SM 2320B (mg/L)				110	1.25		91	1.25					140	8		120	8		110	8	U	83	5		100	5		92	5.0		91.6	5	
Methane RSK-175 (µg/L)				<	5	U	<	5	U				<	0.87	U	<	0.87	U	<	0.87	U	<	2	U	<	2	U	<	2.0	U	<	1	U
Carbon Dioxide SM 2320B (mg/L)[1]				49	10		40	10					60	0.88		51	0.88		48	0.1		37	1.5		44	1		40	1.0		40.3	5	

Notes:
Analysis methods listed are accurate for most current sampling event. Previous analysis methods may be different.

[1]Carbon dioxide calculated from alkalinity results. Values for 2003 and 2004 were modified to be consistent with previous years' results.

< = less than reporting limit
µg/L = micrograms per liter
ID = identification number
J = estimated
LOQ = limit of quantification
mg/L = milligrams per liter
Qual = qualifier
RL = reporting limit
RSK = Robert S. Kerr Environmental Research Laboratory
SM = Standard Method
U = nondetect
USEPA = United States Environmental Protection Agency

TABLE E.2.3-19
CORNHUSKER ARMY AMMUNITION PLANT
WELL CA261-NATURAL ATTENUATION PARAMETERS

FIELD ID	CA261			CA261			CA261		
COLLECT DATE	3/8/2000			3/18/1999			6/11/1998		
	Result	RL	Qual	Result	RL	Qual	Result	RL	Qual
NATURAL ATTENUATION PARAMETERS									
Ammonia USEPA 350.1 (mg/L)	<	0.1	U	<	0.1	U	<	0.1	U
Total Kjeldahl Nitrogen USEPA 351.2 (mg/L)	<	0.1	U	<	0.1	U	<	0.1	U
Nitrate/Nitrite USEPA 353.2 (mg/L)	31.0	1		26.7	4		57.1	4	
Sulfide SM 9034 (mg/L)	<	1	U	<	1	U	<	1	U
Sulfate USEPA 9056A (mg/L)	39.9	2		50.7	5		40.2	1	
Dissolved Organic Carbon SM 9060A (mg/L)	<	5	U	15.8	5		2.9	5	J
Alkalinity SM 2320B (mg/L)	98.4	5		109	5		113	5	
Methane RSK-175 (µg/L)	<	1	U	<	1	U	<	1	U
Carbon Dioxide SM 2320B (mg/L)[1]	43.3	2.2		48.0	2.2		49.7	2.2	

Notes:
Analysis methods listed are accurate for most current sampling event. Previous analysis methods may be different.

[1]Carbon dioxide calculated from alkalinity results. Values for 2003 and 2004 were modified to be consistent with previous years' results.

< = less than reporting limit
µg/L = micrograms per liter
ID = identification number
J = estimated
LOQ = limit of quantification
mg/L = milligrams per liter
Qual = qualifier
RL = reporting limit
RSK = Robert S. Kerr Environmental Research Laboratory
SM = Standard Method
U = nondetect
USEPA = United States Environmental Protection Agency

TABLE E.2.3-20
CORNHUSKER ARMY AMMUNITION PLANT
WELL CA262-NATURAL ATTENUATION PARAMETERS

FIELD ID	CA262			CA262			CA262			CA262			CA262			CA262			CA262			CA262			CA262			CA262			CA262		
COLLECT DATE	None			3/6/2013			2/28/2012			None			3/7/2007			3/9/2006			3/9/2005			3/10/2004			3/11/2003			3/13/2002			3/15/2001		
	Result	RL	Qual	Result	RL	Qual	Result	RL	Qual	Result	RL	Qual	Result	RL	Qual	Result	RL	Qual	Result	RL	Qual	Result	RL	Qual	Result	RL	Qual	Result	RL	Qual	Result	RL	Qual
NATURAL ATTENUATION PARAMETERS																																	
Ammonia USEPA 350.1 (mg/L)				0.304	0.25		<	0.25	U				<	0.050	U	<	0.05	U	<	0.05	U	0.15	0.2	J	<	0.2	U	<	0.20	U	<	0.1	U
Total Kjeldahl Nitrogen USEPA 351.2 (mg/L)	**Abandoned**			<	1	U	<	1	U	**Not Sampled**			<	1.0	U	<	1	U	<	1	U	0.8	0.2		0.34	0.2		0.21	0.20		<	0.1	U
Nitrate/Nitrite USEPA 353.2 (mg/L)	**2013**			13.4	0.1		13	0.1		**in 2008, 2009, 2010,**			11	1.0		6.5	0.25		9.8	0.25		9	1		15.0	0.5		9.9	0.50		12.6	0.5	
Sulfide SM 9034 (mg/L)				0.2	2	J	0.2	2	J	**2011**			<	1	U	<	1	U	<	1	U	<	1	U	<	1	U	<	1.0	U	<	1	U
Sulfate USEPA 9056A (mg/L)				74.7	1		70	1					40	10		43	20		62	10		39	2		52	1		52	1.0		54.5	5	
Dissolved Organic Carbon SM 9060A (mg/L)				2.04	1		<	1	U				1.1	1.0		1.1	1		1.9	1		<	1.3	U	<	1.1	U	1.9	1.0		6.70	5	
Alkalinity SM 2320B (mg/L)				205	1.25		189	1.25					160	8		150	8		130	8		150	5		180	5		190	5.0		191	5	
Methane RSK-175 (µg/L)				<	5	U	<	5	U				<	0.87	U	<	0.87	U	<	0.87	U	<	2	U	<	2	U	<	2.0	U	<	1	U
Carbon Dioxide SM 2320B (mg/L)[1]				91	10		84	10					72	0.88		68	0.88		57	0.1		66	0.3		79	1		84	1.0		84.0	5	

Notes:
Analysis methods listed are accurate for most current sampling event. Previous analysis methods may be different.

[1]Carbon dioxide calculated from alkalinity results. Values for 2003 and 2004 were modified to be consistent with previous years' results.

< = less than reporting limit
µg/L = micrograms per liter
ID = identification number
J = estimated
LOQ = limit of quantification
mg/L = milligrams per liter
Qual = qualifier
RL = reporting limit
RSK = Robert S. Kerr Environmental Research Laboratory
SM = Standard Method
U = nondetect
USEPA = United States Environmental Protection Agency

TABLE E.2.3-20
CORNHUSKER ARMY AMMUNITION PLANT
WELL CA262-NATURAL ATTENUATION PARAMETERS

FIELD ID	CA262			CA262			CA262		
COLLECT DATE	3/8/2000			3/18/1999			6/11/1998		
	Result	RL	Qual	Result	RL	Qual	Result	RL	Qual
NATURAL ATTENUATION PARAMETERS									
Ammonia USEPA 350.1 (mg/L)	<	0.1	U	<	0.1	U	0.032	0.1	J
Total Kjeldahl Nitrogen USEPA 351.2 (mg/L)	<	0.1	U	<	0.1	U	<	0.1	U
Nitrate/Nitrite USEPA 353.2 (mg/L)	10.5	2		12.8	1		9.05	1	
Sulfide SM 9034 (mg/L)	<	1	U	<	1	U	<	1	U
Sulfate USEPA 9056A (mg/L)	56.9	2		61.7	5		54.0	1	
Dissolved Organic Carbon SM 9060A (mg/L)	<	5	U	14.3	5		4.7	5	J
Alkalinity SM 2320B (mg/L)	215	5		231	5		218	5	
Methane RSK-175 (µg/L)	<	1	U	<	1	U	1.13	1	
Carbon Dioxide SM 2320B (mg/L)[1]	94.6	2.2		102	2.2		95.9	2.2	

Notes:
Analysis methods listed are accurate for most current sampling event. Previous analysis methods may be different.

[1]Carbon dioxide calculated from alkalinity results. Values for 2003 and 2004 were modified to be consistent with previous years' results.

< = less than reporting limit
µg/L = micrograms per liter
ID = identification number
J = estimated
LOQ = limit of quantification
mg/L = milligrams per liter
Qual = qualifier
RL = reporting limit
RSK = Robert S. Kerr Environmental Research Laboratory
SM = Standard Method
U = nondetect
USEPA = United States Environmental Protection Agency

TABLE E.2.3-21
CORNHUSKER ARMY AMMUNITION PLANT
WELL CA270-NATURAL ATTENUATION PARAMETERS

FIELD ID	CA270			CA270					CA270					CA270			CA270			CA270			CA270			CA270			CA270		
COLLECT DATE	None			None					8/10/2015					8/7/2014			None			2/29/2012			3/2/2011			3/10/2010			3/3/2009		
	Result	RL	Qual	Result	Qual	DL	LOD	LOQ	Result	Qual	DL	LOD	LOQ	Result	LOQ	Qual	Result	RL	Qual	Result	RL	Qual	Result	RL	Qual	Result	RL	Qual	Result	RL	Qual
NATURAL ATTENUATION PARAMETERS																															
Ammonia USEPA 350.1 (mg/L)									<	U	0.022	0.050	0.10	0.059	0.1	J				0.187	0.25	J	<	0.25	UJ	<	0.1	U	<	0.05	U
Total Kjeldahl Nitrogen USEPA 351.2 (mg/L)	**Abandoned**			**No Analysis in 2016, 2017, 2018,**					<	U	0.18	0.50	1.0	0.25	1	J	**No 2013 Sample**			<	1	UJ	<	1	U	<	1	U	<	1	U
Nitrate/Nitrite USEPA 353.2 (mg/L)	**2020**			**2019**					11		0.038	0.10	0.20	9.3	0.1		**Well Dry**			9.1	0.1		10	0.1		6.5	0.1		5.9	0.5	
Sulfide SM 9034 (mg/L)									<	U	0.79	1.9	4.0	<	4	UJ				0.4	2	J	0.2	2	J	<	4	U	<	1	U
Sulfate USEPA 9056A (mg/L)									120		0.23	0.50	5.0	230	25					76	1		76	1		65	25		41	20	
Dissolved Organic Carbon SM 9060A (mg/L)									4.3		0.16	0.50	1.0	6.4	1					4.5	1		4.9	1		2.7	1		4.9	1	
Alkalinity SM 2320B (mg/L)									180		1.1	3.2	5.0	130	5					167	1.25		168	1		160	5		140	8	
Methane RSK-175 (µg/L)									<	U	0.22	0.80	5.0	<	5	U				<	5	U	<	5	UJ	<	5	U	<	0.31	U
Carbon Dioxide SM 2320B (mg/L)[1]									80		1.1	3.2	5.0	58	5					74	1.25		75	0.4		70	2.2		63	0.22	

Notes:
Analysis methods listed are accurate for most current sampling event. Previous analysis methods may be different.

[1]Carbon dioxide calculated from alkalinity results. Values for 2003 and 2004 were modified to be consistent with previous years' results.

< = less than reporting limit
µg/L = micrograms per liter
ID = identification number
J = estimated
LOQ = limit of quantification
mg/L = milligrams per liter
Qual = qualifier
RL = reporting limit
RSK = Robert S. Kerr Environmental Research Laboratory
SM = Standard Method
U = nondetect
USEPA = United States Environmental Protection Agency

TABLE E.2.3-21
CORNHUSKER ARMY AMMUNITION PLANT
WELL CA270-NATURAL ATTENUATION PARAMETERS

FIELD ID	CA270			CA270			CA270			CA270			CA270			CA270			CA270			CA270			CA270			CA270			CA270		
COLLECT DATE	3/5/2008			3/7/2007			3/8/2006			3/8/2005			3/16/2004			3/12/2003			3/14/2002			3/14/2001			3/15/2000			3/17/1999			6/10/1998		
	Result	RL	Qual	Result	RL	Qual	Result	RL	Qual	Result	RL	Qual	Result	RL	Qual	Result	RL	Qual	Result	RL	Qual	Result	RL	Qual	Result	RL	Qual	Result	RL	Qual	Result	RL	Qual
NATURAL ATTENUATION PARAMETERS																																		
Ammonia USEPA 350.1 (mg/L)	<	0.05	U	<	0.050	U	<	0.05	U	<	0.05	U	0.37	0.2		0.12	0.2	J	<	0.20	U	0.113	0.1		<	0.1	U	<	0.1	U	<	0.1	U
Total Kjeldahl Nitrogen USEPA 351.2 (mg/L)	<	1	UJ	<	1.0	U	<	1	U	<	1	U	3	0.2		0.55	0.2	J	0.67	0.20		0.139	0.1		0.221	0.1		<	0.1	U	<	0.1	U
Nitrate/Nitrite USEPA 353.2 (mg/L)	16	0.5		19	1.0		14	0.5		6.4	0.25		11	1		11	0.5		8.9	1.0		7.09	0.5		5.63	1		4.39	1		6.78	1	
Sulfide SM 9034 (mg/L)	<	1	U	<	1	U	<	1	U	<	1	U	0.7	1	J	1.2	1	J	<	1.0	U	<	1	U	<	1	U	<	1	U	<	1	U
Sulfate USEPA 9056A (mg/L)	95	50		130	20		120	50		190	20		100	4		86	25		110	5.0		62.1	5		50.0	2		41.1	5		40.8	2	
Dissolved Organic Carbon SM 9060A (mg/L)	5	1		7.0	1.0		5.4	1		5.9	1		4.3	1		3.3	1		5.6	1.0		8.30	5		6.20	5		12.3	5		7.5	5	
Alkalinity SM 2320B (mg/L)	160	2		160	8		140	8		200	8		140	5		180	5		170	5.0		146	5		149	5		132	5		178	5	
Methane RSK-175 (µg/L)	<	1.7	U	<	0.87	U	<	0.87	U	<	0.87	U	<	2	U	<	2	U	<	2.0	U	<	2.8	U	<	1	U	<	1	U	<	1	U
Carbon Dioxide SM 2320B (mg/L)[1]	70	0.88		70	0.88		63	0.88		88	0.1		62	0.9		79	1		75	1.0		64.2	5		65.6	2.2		58.1	2.2		78.3	2.2	

Notes:
Analysis methods listed are accurate for most current sampling event. Previous analysis methods may be different.

[1]Carbon dioxide calculated from alkalinity results. Values for 2003 and 2004 were modified to be consistent with previous years' results.

< = less than reporting limit
µg/L = micrograms per liter
ID = identification number
J = estimated
LOQ = limit of quantification
mg/L = milligrams per liter
Qual = qualifier
RL = reporting limit
RSK = Robert S. Kerr Environmental Research Laboratory
SM = Standard Method
U = nondetect
USEPA = United States Environmental Protection Agency

TABLE E.2.3-22
CORNHUSKER ARMY AMMUNITION PLANT
WELL CA271-NATURAL ATTENUATION PARAMETERS

FIELD ID	CA271			CA271					CA271					CA271			CA271			CA271			CA271			CA271			CA271		
COLLECT DATE	None			None					8/10/2015					8/7/2014			3/5/2013			2/29/2012			3/2/2011			3/10/2010			3/3/2009		
	Result	RL	Qual	Result	Qual	DL	LOD	LOQ	Result	DL	LOD	LOQ	Qual	Result	LOQ	Qual	Result	RL	Qual	Result	RL	Qual	Result	RL	Qual	Result	RL	Qual	Result	RL	Qual
NATURAL ATTENUATION PARAMETERS																															
Ammonia USEPA 350.1 (mg/L)									<	0.022	0.050	0.10	U	0.039	0.1	J	<	0.25	UJ	0.11	0.25	J	<	0.25	UJ	<	0.1	U	<	0.05	U
Total Kjeldahl Nitrogen USEPA 351.2 (mg/L)		**Abandoned**			**No Analysis in 2016, 2017, 2018,**				<	0.18	0.50	1.0	U	<	1	U	<	1	UJ	<	1	U	<	1	UJ	<	1	U	<	1	U
Nitrate/Nitrite USEPA 353.2 (mg/L)		**2020**			**2019**				18	0.095	0.25	0.50		12.0	0.1		12.7	0.1		17	0.1		18	0.1		16	0.5		11	0.5	
Sulfide SM 9034 (mg/L)									<	0.79	1.9	4.0	U	<	4	UJ	0.2	2	J	0.4	2	J	0.2	2	J	<	4	U	<	1	U
Sulfate USEPA 9056A (mg/L)									91	0.23	0.50	5.0		84	5		96.1	5		97	5		98	5		86	25		84	20	
Dissolved Organic Carbon SM 9060A (mg/L)									2.0	0.16	0.50	1.0		2.1	1		2.5	1		1.9	1		2.7	1		1.8	1		5.1	1	
Alkalinity SM 2320B (mg/L)									110	1.1	3.2	5.0		140	5		120	1.25		319	1.25		132	1		110	5		120	8	
Methane RSK-175 (µg/L)									<	0.22	0.80	5.0	U	<	5	U	<	5	U	<	5	U	<	5	UJ	<	5	U	<	0.31	U
Carbon Dioxide SM 2320B (mg/L)[1]									49	1.1	3.2	5.0		62	5		53	10		142	1.25		59	0.4		50	2.2		52	0.22	

Notes:
Analysis methods listed are accurate for most current sampling event. Previous analysis methods may be different.

[1]Carbon dioxide calculated from alkalinity results. Values for 2003 and 2004 were modified to be consistent with previous years' results.

< = less than reporting limit
µg/L = micrograms per liter
ID = identification number
J = estimated
LOQ = limit of quantification
mg/L = milligrams per liter
Qual = qualifier
RL = reporting limit
RSK = Robert S. Kerr Environmental Research Laboratory
SM = Standard Method
U = nondetect
USEPA = United States Environmental Protection Agency

TABLE E.2.3-22
CORNHUSKER ARMY AMMUNITION PLANT
WELL CA271-NATURAL ATTENUATION PARAMETERS

FIELD ID	CA271			CA271			CA271			CA271			CA271			CA271			CA271			CA271			CA271			CA271			CA271		
COLLECT DATE	3/5/2008			3/7/2007			3/8/2006			3/8/2005			3/9/2004			3/12/2003			3/13/2002			3/14/2001			3/15/2000			3/17/1999			6/10/1998		
	Result	RL	Qual	Result	RL	Qual	Result	RL	Qual	Result	RL	Qual	Result	RL	Qual	Result	RL	Qual	Result	RL	Qual	Result	RL	Qual	Result	RL	Qual	Result	RL	Qual	Result	RL	Qual
NATURAL ATTENUATION PARAMETERS																																		
Ammonia USEPA 350.1 (mg/L)	<	0.05	U	<	0.050	U	<	0.05	U	<	0.05	U	0.13	0.2	J	<	0.2	U	<	0.20	U	<	0.1	U	<	0.1	U	<	0.1	U	<	0.1	U
Total Kjeldahl Nitrogen USEPA 351.2 (mg/L)	<	1	U	<	1.0	U	<	1	U	<	1	U	0.79	0.2		0.3	0.2		0.29	0.20		0.279	0.1		0.373	0.1		<	0.1	U	<	0.1	U
Nitrate/Nitrite USEPA 353.2 (mg/L)	81	2.5		15	1.0		12	0.25		3	0.25		9.6	1		11	0.5		12	1.0		9.79	0.5		12.0	1		9.2	1		10.9	1	
Sulfide SM 9034 (mg/L)	<	1	U	<	1	U	<	1	U	<	1	U	<	1	U	1.1	1		1.1	1.0		<	1	U	<	1	UJ	<	1	U	<	1	U
Sulfate USEPA 9056A (mg/L)	100	50		83	10		81	20		65	10		66	2		88	25		72	2.0		58.8	5		55.6	2		51	5		53.1	2	
Dissolved Organic Carbon SM 9060A (mg/L)	3.7	1		1.9	1.0		2.2	1		2.1	1		1.9	1		2	1		2.7	1.0		8.40	5		<	5	U	16.5	5		5.4	5	
Alkalinity SM 2320B (mg/L)	110	2		100	8		100	8		100	8		100	5		150	5		130	5.0		116	5		111	5		132	5		162	5	
Methane RSK-175 (µg/L)	<	1.7	U	<	0.87	U	<	0.87	U	<	0.87	U	<	2	U	<	2	U	<	2.0	U	<	1	U	<	1	U	<	1	U	1.2	1	
Carbon Dioxide SM 2320B (mg/L)[1]	48	0.88		46	0.88		46	0.88		44	0.1		44	1.5		66	1		57	1.0		51	5		48.8	2.2		58.1	2.2		71.3	2.2	

Notes:
Analysis methods listed are accurate for most current sampling event. Previous analysis methods may be different.

[1]Carbon dioxide calculated from alkalinity results. Values for 2003 and 2004 were modified to be consistent with previous years' results.

< = less than reporting limit
µg/L = micrograms per liter
ID = identification number
J = estimated
LOQ = limit of quantification
mg/L = milligrams per liter
Qual = qualifier
RL = reporting limit
RSK = Robert S. Kerr Environmental Research Laboratory
SM = Standard Method
U = nondetect
USEPA = United States Environmental Protection Agency

TABLE E.2.3-23
CORNHUSKER ARMY AMMUNITION PLANT
WELL CA272-NATURAL ATTENUATION PARAMETERS

FIELD ID	CA272			CA272					CA272					CA272			CA272			CA272			CA272			CA272			CA272		
COLLECT DATE	None			None					8/10/2015					8/7/2014			3/5/2013			2/29/2012			3/2/2011			3/10/2010			3/3/2009		
	Result	RL	Qual	Result	Qual	DL	LOD	LOQ	Result	DL	LOD	LOQ	Qual	Result	LOQ	Qual	Result	RL	Qual	Result	RL	Qual	Result	RL	Qual	Result	RL	Qual	Result	RL	Qual
NATURAL ATTENUATION PARAMETERS																															
Ammonia USEPA 350.1 (mg/L)									<	0.022	0.050	0.10	U	0.025	0.1	J	<	0.25	U	0.098	0.25	J	<	0.25	UJ	<	0.1	U	<	0.05	U
Total Kjeldahl Nitrogen USEPA 351.2 (mg/L)	**Abandoned**			**No Analysis in 2016, 2017, 2018,**					<	0.18	0.50	1.0	U	<	1	UJ	<	1	U	<	1	U	<	1	U	<	1	U	<	1	U
Nitrate/Nitrite USEPA 353.2 (mg/L)	**2020**			**2019**					23	0.095	0.25	0.50		27	1		1.01	0.1	J	24	0.1		23	0.1		23	0.5		20	0.5	
Sulfide SM 9034 (mg/L)									<	0.79	1.9	4.0	U	<	4	U	0.401	2	J	0.4	2	J	0.2	2	J	<	4	U	<	1	U
Sulfate USEPA 9056A (mg/L)									73	0.23	0.50	5.0		72	5		68.6	1		70	1		67	1		55	25		49	20	
Dissolved Organic Carbon SM 9060A (mg/L)									2	0.16	0.50	1.0		2.1	1		2.45	1		1.6	1		2.3	1		1.3	1		3.3	1	
Alkalinity SM 2320B (mg/L)									130	1.1	3.2	5.0		110	5		110	1.25		151	1.25	J	112	1		120	5		130	8	
Methane RSK-175 (µg/L)									<	0.22	0.22	5.0	U	<	5	U	<	5	U	<	5	U	<	5	UJ	<	5	U	<	0.31	U
Carbon Dioxide SM 2320B (mg/L)[1]									58	1.1	3.2	5.0		49	5		49	10		67	1.25	J	50	0.4		54	2.2		58	0.22	

Notes:
Analysis methods listed are accurate for most current sampling event. Previous analysis methods may be different.

[1]Carbon dioxide calculated from alkalinity results. Values for 2003 and 2004 were modified to be consistent with previous years' results.

< = less than reporting limit
µg/L = micrograms per liter
ID = identification number
J = estimated
LOQ = limit of quantification
mg/L = milligrams per liter
Qual = qualifier
RL = reporting limit
RSK = Robert S. Kerr Environmental Research Laboratory
SM = Standard Method
U = nondetect
USEPA = United States Environmental Protection Agency

TABLE E.2.3-23
CORNHUSKER ARMY AMMUNITION PLANT
WELL CA272-NATURAL ATTENUATION PARAMETERS

FIELD ID	CA272			CA272			CA272			CA272			CA272			CA272			CA272			CA272			CA272			CA272			CA272		
COLLECT DATE	3/5/2008			3/7/2007			3/8/2006			3/8/2005			3/9/2004			3/12/2003			3/13/2002			3/14/2001			3/15/2000			3/17/1999			6/10/1998		
	Result	RL	Qual	Result	RL	Qual	Result	RL	Qual	Result	RL	Qual	Result	RL	Qual	Result	RL	Qual	Result	RL	Qual	Result	RL	Qual	Result	RL	Qual	Result	RL	Qual	Result	RL	Qual
NATURAL ATTENUATION PARAMETERS																																		
Ammonia USEPA 350.1 (mg/L)	<	0.05	U	<	0.05	U	<	0.05	U	<	0.05	U	0.17	0.2	J	<	0.2	U	<	0.2	U	<	0.1	U	<	0.1	U	<	0.1	U	<	0.1	U
Total Kjeldahl Nitrogen USEPA 351.2 (mg/L)	<	1	U	<	1	U	<	1	U	<	1	U	0.67	0.2		0.18	0.2	J	0.34	0.2		<	0.1	U	0.198	0.1		<	0.1	U	<	0.1	U
Nitrate/Nitrite USEPA 353.2 (mg/L)	18.0	0.5		25	1		18	0.5		16.0	0.5		18	1		16.0	0.5		13.0	0.5		10.7	0.5		8.79	1		6.32	1		6.60	1	
Sulfide SM 9034 (mg/L)	<	1	U	<	1	U	<	1	U	<	1	U	<	1	U	<	1	U	<	1	U	<	1	U	<	1	U	<	1	U	0.23	1	J
Sulfate USEPA 9056A (mg/L)	61	5		69	20		55	20		48	10		42	2		44	1		50	1		54.6	5		51.7	2		53.3	5		48.6	2	
Dissolved Organic Carbon SM 9060A (mg/L)	2.2	1		1.6	1		1.7	1		1.9	1		<	1.7	U	1.4	1		2	1		<	5	U	7.20	5		16.1	5		5.1	5	
Alkalinity SM 2320B (mg/L)	120	2		120	8		130	8		140	8		140	5		170	5		190	5		159	5		172	5		169	5		171	5	
Methane RSK-175 (µg/L)	<	1.7	U	<	0.87	U	<	0.87	U	<	0.87	U	<	2	U	<	2	U	<	2	U	<	1	U	<	1	U	<	1	U	<	1	U
Carbon Dioxide SM 2320B (mg/L)[1]	53	0.88		55	0.88		57	0.88		62	0.1		62	0.8		75	1		84	1		70	5		75.7	2.2		74.4	2.2		75.2	2.2	

Notes:
Analysis methods listed are accurate for most current sampling event. Previous analysis methods may be different.

[1]Carbon dioxide calculated from alkalinity results. Values for 2003 and 2004 were modified to be consistent with previous years' results.

< = less than reporting limit
µg/L = micrograms per liter
ID = identification number
J = estimated
LOQ = limit of quantification
mg/L = milligrams per liter
Qual = qualifier
RL = reporting limit
RSK = Robert S. Kerr Environmental Research Laboratory
SM = Standard Method
U = nondetect
USEPA = United States Environmental Protection Agency

TABLE E.2.3-24
CORNHUSKER ARMY AMMUNITION PLANT
WELL CA273-NATURAL ATTENUATION PARAMETERS

FIELD ID	CA273			CA273					CA273					CA273			CA273			CA273			CA273			CA273			CA273		
COLLECT DATE	None			None					8/10/2015					8/8/2014			3/5/2013			2/29/2012			3/2/2011			3/10/2010			3/3/2009		
	Result	RL	Qual	Result	Qual	DL	LOD	LOQ	Result	DL	LOD	LOQ	Qual	Result	LOQ	Qual	Result	RL	Qual	Result	RL	Qual	Result	RL	Qual	Result	RL	Qual	Result	RL	Qual
NATURAL ATTENUATION PARAMETERS																															
Ammonia USEPA 350.1 (mg/L)									0.11	0.022	0.050	0.10		0.087	0.1	J	<	0.25	U	<	0.25	UJ	0.283	0.25		0.11	0.1		0.064	0.05	
Total Kjeldahl Nitrogen USEPA 351.2 (mg/L)	**Abandoned**			**No Analysis in 2016, 2017, 2018,**					0.24	0.18	0.50	1.0	J	<	1	U	<	1	UJ	<	1	UJ	0.443	1	J	0.15	1	J	<	1	U
Nitrate/Nitrite USEPA 353.2 (mg/L)	**2020**			**2019**					<	0.019	0.050	0.10	U	<	0.1	U	<	0.1	U	0.153	0.1		0.0046	0.1	J	<	0.1	U	<	0.05	U
Sulfide SM 9034 (mg/L)									<	0.79	1.9	4.0	U	<	4	U	0.2	2	J	0.4	2	J	0.4	2	J	<	4	U	<	1	U
Sulfate USEPA 9056A (mg/L)									27	0.23	0.50	5.0		28	5		28.9	1		31	1		27	1		25	5		28	20	
Dissolved Organic Carbon SM 9060A (mg/L)									0.87	0.16	0.50	1.0	J	0.86	1	J	1.41	1		<	1	UJ	1.4	1		0.48	1	J	2.6	1	
Alkalinity SM 2320B (mg/L)									180	1.1	3.2	5.0		170	5		175	1.25		158	1.25		182	1		180	5		180	8	
Methane RSK-175 (µg/L)									<	0.22	0.80	5.0	U	1.1	5	J	<	5	U	<	5	UJ	<	5	UJ	<	5	U	0.3	0.31	J
Carbon Dioxide SM 2320B (mg/L)[1]									80	1.1	3.2	5.0		76	5		78	1.25		70	1.25		81	0.4		80	2.2		77	0.22	

Notes:
Analysis methods listed are accurate for most current sampling event. Previous analysis methods may be different.

[1]Carbon dioxide calculated from alkalinity results. Values for 2003 and 2004 were modified to be consistent with previous years' results.

< = less than reporting limit
µg/L = micrograms per liter
ID = identification number
J = estimated
LOQ = limit of quantification
mg/L = milligrams per liter
Qual = qualifier
RL = reporting limit
RSK = Robert S. Kerr Environmental Research Laboratory
SM = Standard Method
U = nondetect
USEPA = United States Environmental Protection Agency

TABLE E.2.3-24
CORNHUSKER ARMY AMMUNITION PLANT
WELL CA273-NATURAL ATTENUATION PARAMETERS

FIELD ID	CA273			CA273			CA273			CA273			CA273			CA273			CA273			CA273			CA273			CA273			CA273		
COLLECT DATE	3/5/2008			3/8/2007			3/8/2006			3/8/2005			3/9/2004			3/12/2003			3/13/2002			3/14/2001			3/15/2000			3/17/1999			6/10/1998		
	Result	RL	Qual	Result	RL	Qual	Result	RL	Qual	Result	RL	Qual	Result	RL	Qual	Result	RL	Qual	Result	RL	Qual	Result	RL	Qual	Result	RL	Qual	Result	RL	Qual	Result	RL	Qual
NATURAL ATTENUATION PARAMETERS																																	
Ammonia USEPA 350.1 (mg/L)	0.18	0.05		0.097	0.05		0.065	0.05		0.07	0.05		0.13	0.2	J	0.11	0.2	J	0.07	0.20	J	0.203	0.1		<	0.1	U	<	0.1	U	0.071	0.1	J
Total Kjeldahl Nitrogen USEPA 351.2 (mg/L)	<	1	U	<	1	U	<	1	U	<	1	U	<	0.21	U	0.21	0.2		0.29	0.20		0.229	0.1		0.322	0.1		1.00	0.1		0.08	0.1	
Nitrate/Nitrite USEPA 353.2 (mg/L)	<	0.05	U	0.065	0.05		<	0.05	U	<	0.05	U	<	0.1	U	<	0.1	U	0.073	0.10	J	<	0.5	U	<	1	U	<	1	U	<	1	U
Sulfide SM 9034 (mg/L)	<	1	U	4	1		<	1	U	<	1	U	<	1	U	0.6	1	J	<	1.0	U	<	1	U	<	1	U	<	1	U	0.23	1	J
Sulfate USEPA 9056A (mg/L)	27	20		25	10		24	10		23	10		24	2		23	5		23	1.0		24.2	5		27.1	0.2		28.8	5		23.2	2	
Dissolved Organic Carbon SM 9060A (mg/L)	1.5	1		<	1	U	1.1	1		1.2	1		<	1.1	U	<	1	U	1.5	1.0		<	5	U	8.10	5		12.4	5		5.3	5	
Alkalinity SM 2320B (mg/L)	170	2		190	8		180	8		190	8		170	5		180	5		210	5.0		172	5		189	5		202	5		198	5	
Methane RSK-175 (µg/L)	<	1.7	U	<	0.87	U	<	0.87	U	0.29	0.87	J	<	2	U	<	2	U	<	2.0	U	<	1.2	U	<	1	U	0.651	1	J	1.22	1	
Carbon Dioxide SM 2320B (mg/L)[1]	75	0.88		83	0.88		81	0.88		84	0.1		75	0.2		79	1		92	1.0		75.7	5		83.2	2.2		88.9	2.2		87.1	2.2	

Notes:
Analysis methods listed are accurate for most current sampling event. Previous analysis methods may be different.

[1]Carbon dioxide calculated from alkalinity results. Values for 2003 and 2004 were modified to be consistent with previous years' results.

< = less than reporting limit
µg/L = micrograms per liter
ID = identification number
J = estimated
LOQ = limit of quantification
mg/L = milligrams per liter
Qual = qualifier
RL = reporting limit
RSK = Robert S. Kerr Environmental Research Laboratory
SM = Standard Method
U = nondetect
USEPA = United States Environmental Protection Agency

TABLE E.2.3-25
CORNHUSKER ARMY AMMUNITION PLANT
WELL CA280-NATURAL ATTENUATION PARAMETERS

FIELD ID	CA280			CA280			CA280			CA280			CA280			CA280			CA280			CA280			CA280			CA280			CA280		
COLLECT DATE	None			None			None			3/9/2012			3/2/2011			3/8/2010			3/3/2009			3/4/2008			3/6/2007			3/7/2006			None		
	Result	RL	Qual	Result	RL	Qual	Result	RL	Qual	Result	RL	Qual	Result	RL	Qual	Result	RL	Qual	Result	RL	Qual	Result	RL	Qual	Result	RL	Qual	Result	RL	Qual	Result	RL	Qual
NATURAL ATTENUATION PARAMETERS																																	
Ammonia USEPA 350.1 (mg/L)										<	0.25	UJ	<	0.25	UJ	<	0.1	U	<	0.05	U	<	0.05	U	<	0.05	U	<	0.05	U			
Total Kjeldahl Nitrogen USEPA 351.2 (mg/L)	**Abandoned**			**Not Sampled**			**No 2013 Sample**			<	1	U	<	1	U	<	1	U	<	1	U	<	1	U	<	1	U	<	1	U	**No 2005 Sample**		
Nitrate/Nitrite USEPA 353.2 (mg/L)	**2020**			**in 2014, 2015, 2016,**			**Well Dry**			4.8	0.1		3.3	0.1		6.9	0.1		13	0.5		3.9	0.25		9.9	1		16	0.5		**Well Dry**		
Sulfide SM 9034 (mg/L)				**2017, 2018, 2019**						0.4	2	J	0.2	2	J	<	4	U	<	1	U	<	1	U	<	1	U	<	1	U			
Sulfate USEPA 9056A (mg/L)										46	1		19	1		52	25		51	20		19	1		24	10		40	20				
Dissolved Organic Carbon SM 9060A (mg/L)										1.9	1		1.9	1		1.4	1		3.1	1		2	1		1.8	1		1.4	1				
Alkalinity SM 2320B (mg/L)										100	1.25		65	1		110	5		110	8		48	2		64	8		84	8				
Methane RSK-175 (µg/L)										0.5	5	J	<	5	UJ	<	5	U	<	0.31	U	<	1.7	U	<	0.87	U	<	0.87	U			
Carbon Dioxide SM 2320B (mg/L)[1]										44	1.25		29	0.4		50	2.2		50	0.22		21	0.88		28	0.88		37	0.88				

Notes:
Analysis methods listed are accurate for most current sampling event. Previous analysis methods may be different.

[1]Carbon dioxide calculated from alkalinity results. Values for 2003 and 2004 were modified to be consistent with previous years' results.

< = less than reporting limit
µg/L = micrograms per liter
ID = identification number
J = estimated
LOQ = limit of quantification
mg/L = milligrams per liter
Qual = qualifier
RL = reporting limit
RSK = Robert S. Kerr Environmental Research Laboratory
SM = Standard Method
U = nondetect
USEPA = United States Environmental Protection Agency

TABLE E.2.3-25
CORNHUSKER ARMY AMMUNITION PLANT
WELL CA280-NATURAL ATTENUATION PARAMETERS

FIELD ID	CA280			CA280			CA280			CA280			CA280			CA280			CA280			CA280		
COLLECT DATE	None			3/11/2003			3/13/2002			3/13/2001			3/8/2000			3/18/1999			6/11/1998					
	Result	RL	Qual	Result	RL	Qual	Result	RL	Qual	Result	RL	Qual	Result	RL	Qual	Result	RL	Qual	Result	RL	Qual			
NATURAL ATTENUATION PARAMETERS																								
Ammonia USEPA 350.1 (mg/L)				<	0.2	U	<	0.20	U	<	0.1	U	<	0.1	U	<	0.1	U	<	0.1	U			
Total Kjeldahl Nitrogen USEPA 351.2 (mg/L)	**No 2004 Sample**			3.2	1		0.81	0.20		0.10	0.1		0.235	0.1		<	0.1	U	<	0.1	U			
Nitrate/Nitrite USEPA 353.2 (mg/L)	**Well Dry**			8.3	0.5		11	1.0		11.5	1		2.35	1		1.9	1		7.24	1				
Sulfide SM 9034 (mg/L)				1.1	1		<	1.0	U	<	1	UJ	<	1	U	<	1	U	<	1	U			
Sulfate USEPA 9056A (mg/L)				18	1		30	2.0		39.7	5		9.68	2		16.2	5		11.8	1				
Dissolved Organic Carbon SM 9060A (mg/L)				<	1.2	U	2.1	1.0		<	5	U	<	5	U	14.7	5		6.4	5				
Alkalinity SM 2320B (mg/L)				48	5		59	5.0		68.2	5		40.4	5		51	5		50.5	5				
Methane RSK-175 (µg/L)				<	2	U	<	2.0	U	<	1	U	<	1	U	<	1	U	<	1	U			
Carbon Dioxide SM 2320B (mg/L)[1]				21	1		26	1.0		30	5		17.8	2.2		22.4	2.2		22.2	2.2				

Notes:
Analysis methods listed are accurate for most current sampling event. Previous analysis methods may be different.

[1]Carbon dioxide calculated from alkalinity results. Values for 2003 and 2004 were modified to be consistent with previous years' results.

< = less than reporting limit
µg/L = micrograms per liter
ID = identification number
J = estimated
LOQ = limit of quantification
mg/L = milligrams per liter
Qual = qualifier
RL = reporting limit
RSK = Robert S. Kerr Environmental Research Laboratory
SM = Standard Method
U = nondetect
USEPA = United States Environmental Protection Agency

TABLE E.2.3-26
CORNHUSKER ARMY AMMUNITION PLANT
WELL CA281-NATURAL ATTENUATION PARAMETERS

FIELD ID	CA281		CA281			CA281			CA281			CA281			CA281			CA281			CA281			CA281			CA281			CA281		
COLLECT DATE	None		None			3/5/2013			2/27/2012			3/2/2011			3/8/2010			3/3/2009			3/4/2008			3/6/2007			3/7/2006			3/8/2005		
	RL	Qual	Result	RL	Qual	Result	RL	Qual	Result	RL	Qual	Result	RL	Qual	Result	RL	Qual	Result	RL	Qual	Result	RL	Qual	Result	RL	Qual	Result	RL	Qual	Result	RL	Qual
NATURAL ATTENUATION PARAMETERS																																
Ammonia USEPA 350.1 (mg/L)						<	0.25	U	<	0.25	U	<	0.25	UJ	0.076	0.1	J	<	0.05	U	0.35	0.05		0.091	0.05		0.42	0.05		0.62	0.05	
Total Kjeldahl Nitrogen USEPA 351.2 (mg/L)	**Abandoned**		**Not Sampled**			<	1	UJ	<	1	U	<	1	U	<	1	U	<	1	U	<	1	U	<	1	U	<	1	U	<	1	U
Nitrate/Nitrite USEPA 353.2 (mg/L)	**2020**		**in 2014, 2015, 2016,**			14	0.1		14	0.1		15	0.1		17	0.5		19	0.5		25	1		25	1		10	0.5		18	0.5	
Sulfide SM 9034 (mg/L)			**2017, 2018, 2019**			0.2	2	J	0.2	2	J	0.2	2	J	<	4	U	<	1	U	<	1	U	<	1	U	<	1	U	<	1	U
Sulfate USEPA 9056A (mg/L)						71.5	1		61	1		64	1		62	25		54	20		65	10		47	10		45	20		40	10	
Dissolved Organic Carbon SM 9060A (mg/L)						2.11	1		4.5	1		2.1	1		1.6	1		3.2	1		2.4	1		1.6	1		1.6	1		1.5	1	
Alkalinity SM 2320B (mg/L)						70	1.25		79	1.25		73	1		74	5		73	8		56	2		56	8		58	8		56	8	
Methane RSK-175 (µg/L)						<	5	U	<	5	U	<	5	UJ	<	5	U	<	0.31	U	<	1.7	U	<	0.87	U	<	0.87	U	<	0.87	U
Carbon Dioxide SM 2320B (mg/L)[1]						31	1.25		35	1.25		32	0.4		32	2.2		32	0.22		25	0.88		25	0.88		26	0.88		25	0.1	

Notes:
Analysis methods listed are accurate for most current sampling event. Previous analysis methods may be different.

[1]Carbon dioxide calculated from alkalinity results. Values for 2003 and 2004 were modified to be consistent with previous years' results.

< = less than reporting limit
µg/L = micrograms per liter
ID = identification number
J = estimated
LOQ = limit of quantification
mg/L = milligrams per liter
Qual = qualifier
RL = reporting limit
RSK = Robert S. Kerr Environmental Research Laboratory
SM = Standard Method
U = nondetect
USEPA = United States Environmental Protection Agency

TABLE E.2.3-26
CORNHUSKER ARMY AMMUNITION PLANT
WELL CA281-NATURAL ATTENUATION PARAMETERS

FIELD ID	CA281			CA281			CA281			CA281			CA281			CA281			CA281		
COLLECT DATE	3/9/2004			3/11/2003			3/13/2002			3/13/2001			3/8/2000			3/18/1999			6/11/1998		
	Result	RL	Qual	Result	RL	Qual	Result	RL	Qual	Result	RL	Qual	Result	RL	Qual	Result	RL	Qual	Result	RL	Qual
NATURAL ATTENUATION PARAMETERS																					
Ammonia USEPA 350.1 (mg/L)	0.37	0.2		<	0.2	U	0.19	0.20	J	<	0.1	U	<	0.1	U	<	0.1	U	<	0.1	U
Total Kjeldahl Nitrogen USEPA 351.2 (mg/L)	1.2	0.2		0.52	0.2		0.92	0.20		<	0.1	U	0.165	0.1		<	0.1	U	<	0.1	U
Nitrate/Nitrite USEPA 353.2 (mg/L)	16	1		16	0.5		14	1.0		12.6	0.5		12.5	1		11.5	1		11.7	2	
Sulfide SM 9034 (mg/L)	<	1	U	<	1	U	<	1.0	U	<	1	U	<	1	U	<	1	U	<	1	U
Sulfate USEPA 9056A (mg/L)	39	2		44	1		53	2.0		42.9	5		41.9	2		48	5		40.9	1	
Dissolved Organic Carbon SM 9060A (mg/L)	<	1.7	U	1.6	1		2.5	1.0		6.40	5		<	5	U	14.5	5		7.5	5	
Alkalinity SM 2320B (mg/L)	58	5		81	5		100	5.0		75.8	5		90.9	5		109	5		118	5	
Methane RSK-175 (µg/L)	<	2	U	<	2	U	<	2.0	U	<	1	U	<	1	U	<	1	U	<	1	U
Carbon Dioxide SM 2320B (mg/L)[1]	26	1.9		36	1		44	1.0		33.4	5		40.0	2.2		48.0	2.2		51.9	2.2	

Notes:
Analysis methods listed are accurate for most current sampling event. Previous analysis methods may be different.

[1]Carbon dioxide calculated from alkalinity results. Values for 2003 and 2004 were modified to be consistent with previous years' results.

< = less than reporting limit
µg/L = micrograms per liter
ID = identification number
J = estimated
LOQ = limit of quantification
mg/L = milligrams per liter
Qual = qualifier
RL = reporting limit
RSK = Robert S. Kerr Environmental Research Laboratory
SM = Standard Method
U = nondetect
USEPA = United States Environmental Protection Agency

TABLE E.2.3-27
CORNHUSKER ARMY AMMUNITION PLANT
WELL CA282-NATURAL ATTENUATION PARAMETERS

FIELD ID	CA282		CA282			CA282			CA282			CA282			CA282			CA282			CA282			CA282			CA282			CA282		
COLLECT DATE	None		None			3/5/2013			2/27/2012			3/2/2011			3/8/2010			3/3/2009			3/4/2008			3/7/2007			3/7/2006			3/8/2005		
	RL	Qual	Result	RL	Qual	Result	RL	Qual	Result	RL	Qual	Result	RL	Qual	Result	RL	Qual	Result	RL	Qual	Result	RL	Qual	Result	RL	Qual	Result	RL	Qual	Result	RL	Qual
NATURAL ATTENUATION PARAMETERS																																
Ammonia USEPA 350.1 (mg/L)						0.458	0.25		<	0.25	U	<	0.25	UJ	0.03	0.1	J	<	0.05	U	<	0.05	U	<	0.05	U	<	0.05	U	<	0.05	U
Total Kjeldahl Nitrogen USEPA 351.2 (mg/L)	**Abandoned**		**Not Sampled**			<	1	U	<	1	U	<	1	U	<	1	U	<	1	U	<	1	U	<	1	U	<	1	U	<	1	U
Nitrate/Nitrite USEPA 353.2 (mg/L)	**2020**		**in 2014, 2015, 2016,**			0.721	0.1		11	0.1		14	0.1		15	0.5		16	0.5		17	0.5		15	1		7.7	0.5		4.3	0.25	
Sulfide SM 9034 (mg/L)			**2017, 2018, 2019**			0.2	2	J	0.2	2	J	0.2	2	J	<	4	U	<	1	U	<	1	U	<	1	U	<	1	U	<	1	U
Sulfate USEPA 9056A (mg/L)						54.4	1		43	1		45	1		45	5		41	20		50	10		41	10		42	20		37	10	
Dissolved Organic Carbon SM 9060A (mg/L)						2.07	1		1.1	1		1.9	1		1.1	1		3	1		2.3	1		1.3	1		1.4	1		1.6	1	
Alkalinity SM 2320B (mg/L)						115	1.25		125	1.25		132	1		120	5		120	8		110	2		130	8		120	8		120	8	
Methane RSK-175 (µg/L)						<	5	U	<	5	U	<	5	UJ	<	5	U	<	0.31	U	<	1.7	U	<	0.87	U	<	0.87	U	<	0.87	U
Carbon Dioxide SM 2320B (mg/L)[1]						51	10		56	1.25		59	0.4		54	2.2		53	0.22		48	0.88		56	0.88		53	0.88		53	0.1	

Notes:
Analysis methods listed are accurate for most current sampling event. Previous analysis methods may be different.

[1]Carbon dioxide calculated from alkalinity results. Values for 2003 and 2004 were modified to be consistent with previous years' results.

< = less than reporting limit
µg/L = micrograms per liter
ID = identification number
J = estimated
LOQ = limit of quantification
mg/L = milligrams per liter
Qual = qualifier
RL = reporting limit
RSK = Robert S. Kerr Environmental Research Laboratory
SM = Standard Method
U = nondetect
USEPA = United States Environmental Protection Agency

TABLE E.2.3-27
CORNHUSKER ARMY AMMUNITION PLANT
WELL CA282-NATURAL ATTENUATION PARAMETERS

FIELD ID	CA282			CA282			CA282			CA282			CA282			CA282			CA282			CA282		
COLLECT DATE	3/9/2004			3/11/2003			3/13/2002			3/13/2001			3/8/2000			3/18/1999			6/11/1998					
	Result	RL	Qual	Result	RL	Qual	Result	RL	Qual	Result	RL	Qual	Result	RL	Qual	Result	RL	Qual	Result	RL	Qual			
NATURAL ATTENUATION PARAMETERS																								
Ammonia USEPA 350.1 (mg/L)	0.11	0.2	J	<	0.2	U	0.11	0.20	J	<	0.1	U	<	0.1	U	<	0.1	U	<	0.1	U			
Total Kjeldahl Nitrogen USEPA 351.2 (mg/L)	0.92	0.2		1.1	0.2		0.70	0.40		0.11	0.1		0.176	0.1		<	0.1	U	<	0.1	U			
Nitrate/Nitrite USEPA 353.2 (mg/L)	13	1		13	0.5		14	1.0		17.3	0.5		14.9	1		14.9	1		16.9	2				
Sulfide SM 9034 (mg/L)	<	1	U	0.6	1	J	<	1.0	U	<	1	U	<	1	U	<	1	U	<	1	U			
Sulfate USEPA 9056A (mg/L)	43	2		42	1		45	2.0		42.5	5		41.7	2		47.3	5		40.2	2				
Dissolved Organic Carbon SM 9060A (mg/L)	<	1.6	U	<	1.4	U	2.1	1.0		<	5	U	<	5	U	17.7	5		5.7	5				
Alkalinity SM 2320B (mg/L)	110	5		150	5		140	5.0		111	5		121	5		127	5		129	5				
Methane RSK-175 (µg/L)	<	2	U	<	2	U	<	2.0	U	<	1	U	<	1	U	<	1	U	<	1	U			
Carbon Dioxide SM 2320B (mg/L)[1]	48	0.8		66	1		62	1.0		48.8	5		53.2	2.2		55.9	2.2		56.8	2.2				

Notes:
Analysis methods listed are accurate for most current sampling event. Previous analysis methods may be different.

[1]Carbon dioxide calculated from alkalinity results. Values for 2003 and 2004 were modified to be consistent with previous years' results.

< = less than reporting limit
µg/L = micrograms per liter
ID = identification number
J = estimated
LOQ = limit of quantification
mg/L = milligrams per liter
Qual = qualifier
RL = reporting limit
RSK = Robert S. Kerr Environmental Research Laboratory
SM = Standard Method
U = nondetect
USEPA = United States Environmental Protection Agency

TABLE E.2.3-28
CORNHUSKER ARMY AMMUNITION PLANT
WELL CA290R-NATURAL ATTENUATION PARAMETERS

FIELD ID	CA290R		CA290R					CA290R					CA290R			CA290R			CA290R			CA290R			CA290R			CA290R		
COLLECT DATE	None		None					8/6/2015					8/8/2014			3/4/2013			2/28/2012			3/1/2011			3/8/2010			3/2/2009		
	RL	Qual	Result	Qual	DL	LOD	LOQ	Result	DL	LOD	LOQ	Qual	Result	LOQ	Qual	Result	RL	Qual	Result	RL	Qual	Result	RL	Qual	Result	RL	Qual	Result	RL	Qual
NATURAL ATTENUATION PARAMETERS																														
Ammonia USEPA 350.1 (mg/L)								0.04	0.022	0.05	0.1	J	0.17	0.1		<	0.25	J	0.13	0.25	J	<	0.25	UJ	0.051	0.1	J	<	0.05	U
Total Kjeldahl Nitrogen USEPA 351.2 (mg/L)	**Abandoned**		**No Analysis in 2016, 2017, 2018,**					<	0.18	0.5	1	U	<	1	U	<	1	U	<	1	UJ	<	1	UJ	<	1	U	<	1	U
Nitrate/Nitrite USEPA 353.2 (mg/L)	**2020**				**2019**			8.3	0.0	0.1	0.2		7.1	0.1		7.69	0.1		4.6	0.1		6.6	0.1		7.3	0.1		5.8	0.5	
Sulfide SM 9034 (mg/L)								<	0.79	1.9	4	U	8	4	U	0.2	2	J	0.4	2	J	0.2	2	J	<	4	U	<	1	U
Sulfate USEPA 9056A (mg/L)								56	0.23	0.5	5		75	5		54.2	1		59	1		46	1		50	25		46	20	
Dissolved Organic Carbon SM 9060A (mg/L)								2.8	0.2	0.5	1		3.3	1		3.12	1		3.2	1		3.2	1		2.2	1		3.2	1	
Alkalinity SM 2320B (mg/L)								320	1.1	3.2	5		370	5	J	300	1.25		417	1.25		392	1		330	5		320	8	
Methane RSK-175 (µg/L)								<	0.22	0.8	5	UJ	0.44	5	J	<	5	U	<	5	U	<	5	UJ	<	5	U	<	0.31	U
Carbon Dioxide SM 2320B (mg/L)[1]								142	1	3.2	5		164	5		133	10		185	1.25		174	0.4		150	2.2		140	0.22	

Notes:
*CA290 was abandoned and replaced by CA290R in 2004.
Analysis methods listed are accurate for most current sampling event. Previous analysis methods may be different.

[1]Carbon dioxide calculated from alkalinity results. Values for 2003 and 2004 were modified to be consistent with previous years' results.

< = less than reporting limit
µg/L = micrograms per liter
ID = identification number
J = estimated
LOQ = limit of quantification
mg/L = milligrams per liter
Qual = qualifier
RL = reporting limit
RSK = Robert S. Kerr Environmental Research Laboratory
SM = Standard Method
U = nondetect
USEPA = United States Environmental Protection Agency

TABLE E.2.3-28
CORNHUSKER ARMY AMMUNITION PLANT
WELL CA290R-NATURAL ATTENUATION PARAMETERS

FIELD ID	CA290R			CA290R			CA290R			CA290R			CA290R			CA290			CA290			CA290			CA290			CA290			CA290		
COLLECT DATE	3/3/2008			3/5/2007			3/7/2006			3/7/2005			3/9/2004			3/11/2003			3/12/2002			3/14/2001			3/8/2000			3/17/1999			6/10/1998		
	Result	RL	Qual	Result	RL	Qual	Result	RL	Qual	Result	RL	Qual	Result	RL	Qual	Result	RL	Qual	Result	RL	Qual	Result	RL	Qual	Result	RL	Qual	Result	RL	Qual	Result	RL	Qual
NATURAL ATTENUATION PARAMETERS																																	
Ammonia USEPA 350.1 (mg/L)	<	0.05	U	<	0.05	U	<	0.05	U	<	0.05	U	0.12	0.2	J	<	0.2	U	<	0.20	U	<	0.1	U	<	0.1	U	<	0.1	U	0.19	0.1	U
Total Kjeldahl Nitrogen USEPA 351.2 (mg/L)	<	1	U	<	1	U	<	1	U	<	1	U	<	0.48	U	0.71	0.2		<	0.20	U	<	0.1	U	0.118	0.1		<	0.1	U	<	0.1	U
Nitrate/Nitrite USEPA 353.2 (mg/L)	8.8	0.25		6	1		6.5	0.25		6.6	0.25		2.9	0.1		17	0.5		34	1.0		30.1	1		36.9	2		26.6	2		30.1	2	
Sulfide SM 9034 (mg/L)	<	1	U	<	1	U	<	1	U	<	1	U	<	1	U	1.6	1		<	1.0	U	<	1	U	<	1	U	<	1	U	<	1	U
Sulfate USEPA 9056A (mg/L)	42	10		36	10		38	20		40	10		33	2		53	1		50	1.0		46.6	5		38.0	2		41.3	5		44.4	2	
Dissolved Organic Carbon SM 9060A (mg/L)	3.1	1		2.9	1		3.4	1		4.2	1		3.5	1		2.3	1		2.4	1.0		<	5	U	<	5	U	18.1	5		7.4	5	
Alkalinity SM 2320B (mg/L)	240	2		350	8		350	8		370	8		200	5		270	5		140	5.0		199	5		156	5		205	5		232	5	
Methane RSK-175 (µg/L)	<	1.7	U	<	0.87	U	<	0.87	U	<	0.87	U	<	2	U	<	2	U	<	2.0	U	<	1	U	<	1	U	<	1	U	<	1	U
Carbon Dioxide SM 2320B (mg/L)[1]	106	0.88		160	0.88		150	0.88		160	0.1		88	0.4		119	1		62	1.0		87.6	5		68.6	2.2		90.2	2.2		102	2.2	

Notes:
*CA290 was abandoned and replaced by CA290R in 2004.
Analysis methods listed are accurate for most current sampling event. Previous analysis methods may be different.

[1]Carbon dioxide calculated from alkalinity results. Values for 2003 and 2004 were modified to be consistent with previous years' results.

< = less than reporting limit
µg/L = micrograms per liter
ID = identification number
J = estimated
LOQ = limit of quantification
mg/L = milligrams per liter
Qual = qualifier
RL = reporting limit
RSK = Robert S. Kerr Environmental Research Laboratory
SM = Standard Method
U = nondetect
USEPA = United States Environmental Protection Agency

TABLE E.2.3-29
CORNHUSKER ARMY AMMUNITION PLANT
WELL CA291R-NATURAL ATTENUATION PARAMETERS

FIELD ID	CA291R			CA291R					CA291R					CA291R			CA291R			CA291R			CA291R			CA291R			CA291R		
COLLECT DATE	None			8/6/2015					8/6/2015					8/8/2014			3/4/2013			2/28/2012			3/2/2011			3/8/2010			3/2/2009		
	Result	RL	Qual	Result	Qual	DL	LOD	LOQ	Result	DL	LOD	LOQ	Qual	Result	LOQ	Qual	Result	RL	Qual	Result	RL	Qual	Result	RL	Qual	Result	RL	Qual	Result	RL	Qual
NATURAL ATTENUATION PARAMETERS																															
Ammonia USEPA 350.1 (mg/L)									0.044	0.022	0.050	0.10	J	0.054	0.1	J	<	0.25	U	0.152	0.25	J	<	0.25	UJ	0.089	0.1	J	<	0.05	U
Total Kjeldahl Nitrogen USEPA 351.2 (mg/L)	**Abandoned**			**No Analysis in 2016, 2017, 2018,**					<	0.18	0.50	1.0	U	<	1	UJ	<	1	U	<	1	UJ	<	1	U	<	1	U	<	1	U
Nitrate/Nitrite USEPA 353.2 (mg/L)	**2020**			**2019**					13	0.038	0.050	0.20		13	0.1		13.5	0.1		11	0.1		12	0.1		16	0.5		15	0.5	
Sulfide SM 9034 (mg/L)									0.8	0.79	1.9	4.0	J	<	4	U	0.2	2	J	0.4	2	J	0.2	2	J	<	4	U	<	1	U
Sulfate USEPA 9056A (mg/L)									57	0.23	0.50	5.0		69	5		68.5	1		55	1		59	1		56	25		53	20	
Dissolved Organic Carbon SM 9060A (mg/L)									2.1	0.16	0.50	1.0		2.1	1		2.38	1		1.7	1		2.1	1		1.4	1		2.4	1	
Alkalinity SM 2320B (mg/L)									130	1.1	3.2	5.0		150	5		190	1.25		169	1.25		162	1		150	5		170	8	
Methane RSK-175 (µg/L)									<	0.22	0.80	5.0	UJ	<	5	U	<	5	U	<	5	U	<	5	UJ	<	5	U	<	0.31	U
Carbon Dioxide SM 2320B (mg/L)[1]									58	1.1	3.2	5.0		67	5		84	10		75	1.25		72	0.4		64	2.2		76	0.22	

Notes:
*CA291 was abandoned and replaced by CA291R in 2004.
Analysis methods listed are accurate for most current sampling event. Previous analysis methods may be different.

[1]Carbon dioxide calculated from alkalinity results. Values for 2003 and 2004 were modified to be consistent with previous years' results.

< = less than reporting limit
µg/L = micrograms per liter
ID = identification number
J = estimated
LOQ = limit of quantification
mg/L = milligrams per liter
Qual = qualifier
RL = reporting limit
RSK = Robert S. Kerr Environmental Research Laboratory
SM = Standard Method
U = nondetect
USEPA = United States Environmental Protection Agency

TABLE E.2.3-29
CORNHUSKER ARMY AMMUNITION PLANT
WELL CA291R-NATURAL ATTENUATION PARAMETERS

FIELD ID	CA291R			CA291R			CA291R			CA291R			CA291R			CA291			CA291			CA291			CA291			CA291			CA291		
COLLECT DATE	3/3/2008			3/5/2007			3/7/2006			3/8/2005			3/9/2004			3/11/2003			3/12/2002			3/14/2001			3/8/2000			3/17/1999			6/10/1998		
	Result	RL	Qual	Result	RL	Qual	Result	RL	Qual	Result	RL	Qual	Result	RL	Qual	Result	RL	Qual	Result	RL	Qual	Result	RL	Qual	Result	RL	Qual	Result	RL	Qual	Result	RL	Qual
NATURAL ATTENUATION PARAMETERS																																	
Ammonia USEPA 350.1 (mg/L)	<	0.05	U	<	0.05	U	<	0.05	U	<	0.05	U	0.12	0.2	J	<	0.2	U	<	0.20	U	<	0.1	U	<	0.1	U	<	0.1	U	0.026	0.1	
Total Kjeldahl Nitrogen USEPA 351.2 (mg/L)	<	1	U	<	1	U	<	1	U	<	1	U	0.7	0.2		0.48	0.2		0.14	0.20	J	<	0.1	U	0.347	0.1		<	0.1	U	0.037	0.1	J
Nitrate/Nitrite USEPA 353.2 (mg/L)	14	0.5		10	1		11	0.5		10	0.25		9.3	1		22	1		27	1.0		27.6	1		24.7	1		27.6	1		19.4	1	
Sulfide SM 9034 (mg/L)	<	1	U	<	1	U	<	1	U	<	1	U	<	1	U	1.1	1		<	1.0	U	<	1	U	<	1	U	<	1	U	<	1	U
Sulfate USEPA 9056A (mg/L)	47	10		30	10		40	20		36	20		44	2		49	1		45	1.0		44	5		37.8	2		46.1	5		39	2	
Dissolved Organic Carbon SM 9060A (mg/L)	2.7	1		2.4	1		2.2	1		2.8	1		3.1	1		1.9	1		2.2	1.0		<	5	U	<	5	U	14.4	5		3.8	5	J
Alkalinity SM 2320B (mg/L)	170	2		160	8		160	8		150	8		200	5		170	5		130	5.0		109	5		93.4	5		110	5		87.9	5	
Methane RSK-175 (µg/L)	<	1.7	U	<	0.87	U	<	0.87	U	<	0.87	U	<	2	U	<	2	U	<	2.0	U	<	1	U	<	1	U	<	1	U	<	1	U
Carbon Dioxide SM 2320B (mg/L)[1]	75	0.88		70	0.88		70	0.88		66	0.1		88	0.5		75	1		57	1.0		48	5		41.1	2.2		48.4	2.2		39.7	2.2	

Notes:
*CA291 was abandoned and replaced by CA291R in 2004.
Analysis methods listed are accurate for most current sampling event. Previous analysis methods may be different.

[1]Carbon dioxide calculated from alkalinity results. Values for 2003 and 2004 were modified to be consistent with previous years' results.

< = less than reporting limit
µg/L = micrograms per liter
ID = identification number
J = estimated
LOQ = limit of quantification
mg/L = milligrams per liter
Qual = qualifier
RL = reporting limit
RSK = Robert S. Kerr Environmental Research Laboratory
SM = Standard Method
U = nondetect
USEPA = United States Environmental Protection Agency

TABLE E.2.3-30
CORNHUSKER ARMY AMMUNITION PLANT
WELL CA292R-NATURAL ATTENUATION PARAMETERS

FIELD ID	CA292R			CA292R					CA292R					CA292R			CA292R			CA292R			CA292R			CA292R			CA292R		
COLLECT DATE	None			8/6/2015					8/6/2015					8/8/2014			3/4/2013			2/28/2012			3/2/2011			3/8/2010			3/3/2009		
	Result	RL	Qual	Result	Qual	DL	LOD	LOQ	Result	DL	LOD	LOQ	Qual	Result	LOQ	Qual	Result	RL	Qual	Result	RL	Qual	Result	RL	Qual	Result	RL	Qual	Result	RL	Qual
NATURAL ATTENUATION PARAMETERS																															
Ammonia USEPA 350.1 (mg/L)									<	0.022	0.050	0.10	U	0.03	0.1	J	<	0.25	U	0.196	0.25	J	<	0.25	UJ	0.065	0.1	J	<	0.05	U
Total Kjeldahl Nitrogen USEPA 351.2 (mg/L)	**Abandoned**			**No Analysis in 2016, 2017, 2018,**					<	0.18	0.50	1.0	U	<	1	U	<	1	U	<	1	U	0.369	1	J	0.12	1	J	<	1	U
Nitrate/Nitrite USEPA 353.2 (mg/L)	**2020**			**2019**					13	0.038	0.10	0.20		15	0.1		5.38	0.1		1.6	0.1		0.256	0.1		1.1	0.1		0.67	0.05	
Sulfide SM 9034 (mg/L)									<	0.79	1.9	4.0	U	<	4	U	0.401	2	J	0.2	2	J	0.2	2	J	<	4	U	<	1	U
Sulfate USEPA 9056A (mg/L)									55	0.23	0.50	5.0		70	5		36.8	1		22	1		20	1		21	5		20	2	
Dissolved Organic Carbon SM 9060A (mg/L)									1.5	0.16	0.50	1.0		1.7	1		1.62	1		0.523	1	J	1.2	1		0.43	1	J	2.3	1	
Alkalinity SM 2320B (mg/L)									140	1.1	3.2	5.0		130	5		165	1.25		153	1.25		178	1		190	5		190	8	
Methane RSK-175 (µg/L)									<	0.22	0.80	5.0	UJ	<	5	U	<	5	U	<	5	U	<	5	UJ	0.74	5	J	0.77	0.31	
Carbon Dioxide SM 2320B (mg/L)[1]									62	1.1	3.2	5.0		58	5		73	10		68	1.25		79	0.4		84	2.2		82	0.22	

Notes:
*CA292 was abandoned and replaced by CA292R in 2004.
Analysis methods listed are accurate for most current sampling event. Previous analysis methods may be different.

[1]Carbon dioxide calculated from alkalinity results. Values for 2003 and 2004 were modified to be consistent with previous years' results.

< = less than reporting limit
µg/L = micrograms per liter
ID = identification number
J = estimated
LOQ = limit of quantification
mg/L = milligrams per liter
Qual = qualifier
RL = reporting limit
RSK = Robert S. Kerr Environmental Research Laboratory
SM = Standard Method
U = nondetect
USEPA = United States Environmental Protection Agency

TABLE E.2.3-30
CORNHUSKER ARMY AMMUNITION PLANT
WELL CA292R-NATURAL ATTENUATION PARAMETERS

FIELD ID	CA292R			CA292R			CA292R			CA292R			CA292R			CA292			CA292			CA292			CA292			CA292			CA292		
COLLECT DATE	3/3/2008			3/6/2007			3/7/2006			3/8/2005			3/9/2004			3/11/2003			3/12/2002			3/14/2001			3/8/2000			3/17/1999			6/10/1998		
	Result	RL	Qual	Result	RL	Qual	Result	RL	Qual	Result	RL	Qual	Result	RL	Qual	Result	RL	Qual	Result	RL	Qual	Result	RL	Qual	Result	RL	Qual	Result	RL	Qual	Result	RL	Qual
NATURAL ATTENUATION PARAMETERS																																		
Ammonia USEPA 350.1 (mg/L)	<	0.05	U	<	0.050	U	<	0.05	U	<	0.05	U	0.12	0.2	J	<	0.2	U	<	0.2	U	<	0.1	U	<	0.1	U	<	0.1	U	<	0.1	U
Total Kjeldahl Nitrogen USEPA 351.2 (mg/L)	<	1	U	<	1.0	U	<	1	U	<	1	U	0.65	0.2		0.99	0.2		<	0.2	U	0.119	0.1		0.159	0.1		<	0.1	U	<	0.1	U
Nitrate/Nitrite USEPA 353.2 (mg/L)	3.8	0.25		4.1	1.0		2.4	0.05		1.2	0.05		6.8	1		7.5	0.5		7.2	0.5		8.36	0.5		6.19	1		6.34	1		7.42	1	
Sulfide SM 9034 (mg/L)	<	1	U	<	1	U	<	1	U	<	1	U	<	1	U	0.8	1	J	<	1	U	<	1	U	<	1	U	<	1	U	<	1	U
Sulfate USEPA 9056A (mg/L)	32	10		41	10		29	20		36	10		44	2		49	1		46	1		47	5		40.5	2		36.5	5		34.2	2	
Dissolved Organic Carbon SM 9060A (mg/L)	1.5	1		1.5	1.0		1.1	1		1.7	1		<	1.6	U	1.5	1		2.1	1		<	5	U	<	5	U	9.70	5		4.0	5	J
Alkalinity SM 2320B (mg/L)	170	2		160	8		180	8		180	8		160	5		190	5		160	5		141	5		149	5		148	5		144	5	
Methane RSK-175 (µg/L)	<	1.7	U	0.47	0.87	J	0.58	0.87	J	0.52	0.87	J	<	2	U	<	2	U	<	2	U	<	1	U	<	1	U	<	1	U	<	1	U
Carbon Dioxide SM 2320B (mg/L)[1]	75	0.88		72	0.88		79	0.88		79	0.1		70	0.4		84	1		70	1		62	5		65.6	2.2		65.1	2.2		63.4	2.2	

Notes:
*CA292 was abandoned and replaced by CA292R in 2004.
Analysis methods listed are accurate for most current sampling event. Previous analysis methods may be different.

[1]Carbon dioxide calculated from alkalinity results. Values for 2003 and 2004 were modified to be consistent with previous years' results.

< = less than reporting limit
µg/L = micrograms per liter
ID = identification number
J = estimated
LOQ = limit of quantification
mg/L = milligrams per liter
Qual = qualifier
RL = reporting limit
RSK = Robert S. Kerr Environmental Research Laboratory
SM = Standard Method
U = nondetect
USEPA = United States Environmental Protection Agency

TABLE E.2.3-31
CORNHUSKER ARMY AMMUNITION PLANT
WELL CA310-NATURAL ATTENUATION PARAMETERS

FIELD ID	CA310			CA310					CA310			CA310			CA310			CA310			CA310			CA310			CA310			CA310		
COLLECT DATE	None			8/6/2015					None			8/11/2014			3/4/2013			2/27/2012			2/28/2011			3/8/2010			3/2/2009			3/4/2008		
	Result	RL	Qual	Result	DL	LOD	LOQ	Qual	Result	LOQ	Qual	Result	LOQ	Qual	Result	RL	Qual	Result	RL	Qual	Result	RL	Qual	Result	RL	Qual	Result	RL	Qual	Result	RL	Qual
NATURAL ATTENUATION PARAMETERS																															
Ammonia USEPA 350.1 (mg/L)												0.033	0.1	J	<	0.25	U	<	0.25	U	0.0878	0.25	J	<	0.1	U	<	0.05	U	0.2	0.05	
Total Kjeldahl Nitrogen USEPA 351.2 (mg/L)	**Abandoned**			**No Analysis in 2016, 2017, 2018,**					**No 2015 Sample**			<	1	U	<	1	U	<	1	U	0.687	1	J	0.58	1	J	<	1	U	<	1	U
Nitrate/Nitrite USEPA 353.2 (mg/L)	**2020**			**2019**					**Well Dry**			17	1		10.9	0.1		19	0.1		11	0.1		5.2	0.1		0.38	0.05		13	0.5	
Sulfide SM 9034 (mg/L)												<	4	U	0.2	2	J	0.2	2	J	0.2	2	J	<	4	U	<	1	U	<	1	U
Sulfate USEPA 9056A (mg/L)												130	5		97.8	5		89	2		205	10		150	25		17	1		150	10	
Dissolved Organic Carbon SM 9060A (mg/L)												3.4	1		3.61	1		5.4	1		6.2	1		4.6	1		2.8	1		5.1	1	
Alkalinity SM 2320B (mg/L)												320	5		270	1.25		309	1.25		362	1		370	5		190	8		380	4	
Methane RSK-175 (µg/L)												<	5	U	<	5	U	<	5	U	<	5	UJ	3.9	5	J	0.48	0.31		10	1.7	
Carbon Dioxide SM 2320B (mg/L)[1]												142	5		120	10		137	1.25		161	0.4		160	2.2		84	0.22		167	0.88	

Notes:
Analysis methods listed are accurate for most current sampling event. Previous analysis methods may be different.

[1]Carbon dioxide calculated from alkalinity results. Values for 2003 and 2004 were modified to be consistent with previous years' results.

< = less than reporting limit
µg/L = micrograms per liter
ID = identification number
J = estimated
LOQ = limit of quantification
mg/L = milligrams per liter
Qual = qualifier
RL = reporting limit
RSK = Robert S. Kerr Environmental Research Laboratory
SM = Standard Method
U = nondetect
USEPA = United States Environmental Protection Agency

TABLE E.2.3-31
CORNHUSKER ARMY AMMUNITION PLANT
WELL CA310-NATURAL ATTENUATION PARAMETERS

FIELD ID	CA310			CA310			CA310			CA310			CA310			CA310			CA310			CA310			CA310			CA310		
COLLECT DATE	3/5/2007			3/6/2006			None			3/8/2004			3/10/2003			3/12/2002			3/13/2001			3/7/2000			3/15/1999			6/9/1998		
	Result	RL	Qual	Result	RL	Qual	Result	RL	Qual	Result	RL	Qual	Result	RL	Qual	Result	RL	Qual	Result	RL	Qual	Result	RL	Qual	Result	RL	Qual	Result	RL	Qual
NATURAL ATTENUATION PARAMETERS																														
Ammonia USEPA 350.1 (mg/L)	<	0.05	U	<	0.05	U				2.3	0.2		<	0.2	U	<	0.21	U	<	0.1	U	--	--	--	<	0.1	U	0.045	0.1	J
Total Kjeldahl Nitrogen USEPA 351.2 (mg/L)	<	1	U	<	1	U	**No 2005 Sample**			20	2		0.54	0.2		<	0.45	U	0.124	0.1		--	--	--	<	0.1	U	0.30	0.1	
Nitrate/Nitrite USEPA 353.2 (mg/L)	15	0.5		6.6	0.5		**Well Dry**			23	2		22	0.5	J	19.7	0.5		7.85	0.5		--	--	--	9.83	1		4.92	1	
Sulfide SM 9034 (mg/L)	<	1	U	<	1	U				<	1.6	U	0.7	1	J	<	1.0	U	<	1	U	--	--	--	<	1	U	<	1	U
Sulfate USEPA 9056A (mg/L)	110	10		150	20					130	4		86	5		100	5.0		147	5		--	--	--	64.5	5		47.9	2	
Dissolved Organic Carbon SM 9060A (mg/L)	3.8	1		1.5	1					8.2	1		1.8	1		3.5	1.0		<	5	U	--	--	--	20.5	5		9.7	5	
Alkalinity SM 2320B (mg/L)	360	8		390	8					330	5		420	5		300	5.0		336	5		--	--	--	359	5		434	5	
Methane RSK-175 (µg/L)	19	0.87		3.4	0.87					<	2	U	<	2	U	<	2.0	U	4.5	1		0.98	1	J	<	1	U	1.22	1	
Carbon Dioxide SM 2320B (mg/L)[1]	160	0.88		170	0.88					145	0.4		185	1		130	1.0		148	5		--	--	--	158	2.2		191	2.2	

Notes:
Analysis methods listed are accurate for most current sampling event. Previous analysis methods may be different.

[1]Carbon dioxide calculated from alkalinity results. Values for 2003 and 2004 were modified to be consistent with previous years' results.

< = less than reporting limit
µg/L = micrograms per liter
ID = identification number
J = estimated
LOQ = limit of quantification
mg/L = milligrams per liter
Qual = qualifier
RL = reporting limit
RSK = Robert S. Kerr Environmental Research Laboratory
SM = Standard Method
U = nondetect
USEPA = United States Environmental Protection Agency

TABLE E.2.3-32
CORNHUSKER ARMY AMMUNITION PLANT
WELL CA311-NATURAL ATTENUATION PARAMETERS

FIELD ID	CA311			CA311					CA311					CA311			CA311			CA311			CA311			CA311			CA311			CA311		
COLLECT DATE	None			8/6/2015					8/6/2015					8/11/2014			3/4/2013			2/27/2012			2/28/2011			3/8/2010			3/2/2009					
	Result	RL	Qual	Result	DL	LOD	LOQ	Qual	Result	DL	LOD	LOQ	Qual	Result	LOQ	Qual	Result	RL	Qual	Result	RL	Qual	Result	RL	Qual	Result	RL	Qual	Result	RL	Qual			
NATURAL ATTENUATION PARAMETERS																																		
Ammonia USEPA 350.1 (mg/L)									0.039	0.022	0.050	0.10	J	0.046	0.1	J	<	0.25	U	<	0.25	U	0.0489	0.25	J	<	0.1	U	<	0.05	U			
Total Kjeldahl Nitrogen USEPA 351.2 (mg/L)	**Abandoned**			**No Analysis in 2016, 2017, 2018,**					<	0.18	0.50	1.0	U	<	1	U	<	1	UJ	<	1	U	<	1	U	<	1	UJ	<	1	U			
Nitrate/Nitrite USEPA 353.2 (mg/L)	**2020**			**2019**					11	0.038	0.10	0.20		11	1		9.8	0.1		9.4	0.1		10	0.1		9.3	0.2		10	0.5				
Sulfide SM 9034 (mg/L)									0.8	0.79	1.9	4.0	J	<	4	U	0.2	2	J	<	2	U	0.4	2	J	<	4	U	<	1	U			
Sulfate USEPA 9056A (mg/L)									86	0.23	0.50	5.0		67	5		69.8	1		63	1		58	1		49	5		56	50				
Dissolved Organic Carbon SM 9060A (mg/L)									1.7	0.16	0.50	1.0		1.7	1		2.22	1		1.3	1		2.0	1		1.2	1		2.2	1				
Alkalinity SM 2320B (mg/L)									220	1.1	3.2	5.0		180	5		230	1.25		191	1.25		195	1		200	5		230	8				
Methane RSK-175 (µg/L)									<	0.22	0.80	5.0	UJ	<	5	U	<	5	U	<	5	U	<	5	UJ	<	5	U	<	0.31	U			
Carbon Dioxide SM 2320B (mg/L)[1]									98	1.1	3.2	5.0		80	5		102	10		85	1.25		87	0.4		87	2.2		100	0.22				

Notes:
Analysis methods listed are accurate for most current sampling event. Previous analysis methods may be different.

[1]Carbon dioxide calculated from alkalinity results. Values for 2003 and 2004 were modified to be consistent with previous years' results.

< = less than reporting limit
µg/L = micrograms per liter
ID = identification number
J = estimated
LOQ = limit of quantification
mg/L = milligrams per liter
Qual = qualifier
RL = reporting limit
RSK = Robert S. Kerr Environmental Research Laboratory
SM = Standard Method
U = nondetect
USEPA = United States Environmental Protection Agency

TABLE E.2.3-32
CORNHUSKER ARMY AMMUNITION PLANT
WELL CA311-NATURAL ATTENUATION PARAMETERS

FIELD ID	CA311			CA311			CA311			CA311			CA311			CA311			CA311			CA311			CA311			CA311			CA311		
COLLECT DATE	3/4/2008			3/6/2007			3/7/2006			3/7/2005			3/8/2004			3/10/2003			3/12/2002			3/13/2001			3/7/2000			3/16/1999			6/9/1998		
	Result	RL	Qual	Result	RL	Qual	Result	RL	Qual	Result	RL	Qual	Result	RL	Qual	Result	RL	Qual	Result	RL	Qual	Result	RL	Qual	Result	RL	Qual	Result	RL	Qual	Result	RL	Qual
NATURAL ATTENUATION PARAMETERS																																	
Ammonia USEPA 350.1 (mg/L)	<	0.05	U	<	0.05	U	<	0.05	U	<	0.05	U	0.15	0.2	J	<	0.2	U	<	0.20	U	<	0.1	U	0.110	0.1		<	0.1	U	<	0.1	U
Total Kjeldahl Nitrogen USEPA 351.2 (mg/L)	<	1	U	<	1	U	<	1	U	<	1	U	0.96	0.2		0.24	0.2		<	0.68	U	<	0.1	U	0.235	0.1		<	0.1	U	<	0.1	U
Nitrate/Nitrite USEPA 353.2 (mg/L)	11	0.5		11	0.5		13	0.5		4	0.25		9.3	0.5		13	0.5		15	0.50		15.4	0.5		14.6	1		12.5	1		13.6	1	
Sulfide SM 9034 (mg/L)	<	1	U	<	1	U	<	1	U	<	1	U	<	1	U	0.8	1	J	<	1.0	U	<	1	U	<	1	U	<	1	U	<	1	U
Sulfate USEPA 9056A (mg/L)	51	10		55	10		52	20		51	10		61	4		78	25		61	5.0		56.3	5		57.8	2		57.6	5		57.0	2	
Dissolved Organic Carbon SM 9060A (mg/L)	1.9	1		1.5	1		1.6	1		1.6	1		5	1		3.2	1		2.4	1.0		<	5	U	<	5	U	15.3	5		6.6	5	
Alkalinity SM 2320B (mg/L)	180	2		190	8		180	8		190	8		190	5		280	5		260	5.0		230	5		264	5		269	5		288	5	
Methane RSK-175 (µg/L)	<	1.7	U	<	0.87	U	<	0.87	U	<	0.87	U	<	2	U	<	2	U	<	2.0	U	<	1	U	<	1	U	<	1	U	<	1	U
Carbon Dioxide SM 2320B (mg/L)[1]	79	0.88		83	0.88		79	0.88		84	0.1		84	0.7		123	1		110	1.0		101	5		116	2.2		118	2.2		127	2.2	

Notes:
Analysis methods listed are accurate for most current sampling event. Previous analysis methods may be different.

[1]Carbon dioxide calculated from alkalinity results. Values for 2003 and 2004 were modified to be consistent with previous years' results.

< = less than reporting limit
µg/L = micrograms per liter
ID = identification number
J = estimated
LOQ = limit of quantification
mg/L = milligrams per liter
Qual = qualifier
RL = reporting limit
RSK = Robert S. Kerr Environmental Research Laboratory
SM = Standard Method
U = nondetect
USEPA = United States Environmental Protection Agency

TABLE E.2.3-33
CORNHUSKER ARMY AMMUNITION PLANT
WELL CA312-NATURAL ATTENUATION PARAMETERS

FIELD ID	CA312			CA312					CA312					CA312			CA312			CA312			CA312			CA312			CA312			CA312		
COLLECT DATE	None			8/6/2015					8/6/2015					8/11/2014			3/4/2013			2/28/2012			2/28/2011			3/8/2010			3/2/2009					
	Result	RL	Qual	Result	DL	LOD	LOQ	Qual	Result	DL	LOD	LOQ	Qual	Result	LOQ	Qual	Result	RL	Qual	Result	RL	Qual	Result	RL	Qual	Result	RL	Qual	Result	RL	Qual			
NATURAL ATTENUATION PARAMETERS																																		
Ammonia USEPA 350.1 (mg/L)									0.19	0.022	0.050	0.10	J	<	0.1	U	<	0.25	U	0.122	0.25	J	0.0432	0.25	J	0.065	0.1	J	<	0.05	U			
Total Kjeldahl Nitrogen USEPA 351.2 (mg/L)	**Abandoned**			**No Analysis in 2016, 2017, 2018,**					<	0.18	0.50	1.0	U	<	1	U	<	1	U	0.338	1	J	<	1	UJ	<	1	U	<	1	U			
Nitrate/Nitrite USEPA 353.2 (mg/L)	**2020**			**2019**					14	0.038	0.10	0.20		15	1	J	1.14	0.1		8.0	0.1		9.6	0.1		9.5	0.1		10	0.25				
Sulfide SM 9034 (mg/L)									<	0.79	1.9	4.0	U	<	4	U	0.2	2	J	0.2	2	J	0.2	2	J	<	4	U	<	1	U			
Sulfate USEPA 9056A (mg/L)									65	0.23	0.50	5.0		63	5		64.9	1		47	1		47	1		44	5		48	20				
Dissolved Organic Carbon SM 9060A (mg/L)									1.4	0.16	0.50	1.0		1.5	1		1.98	1	J	0.926	1	J	1.9	1		1	1		2	1				
Alkalinity SM 2320B (mg/L)									140	1.1	3.2	5.0		130	5		140	1.25		137	1.25		135	1		160	5		180	8				
Methane RSK-175 (µg/L)									<	0.22	0.80	5.0	U	<	5	U	<	5	U	<	5	U	<	5	UJ	<	5	U	<	0.31	U			
Carbon Dioxide SM 2320B (mg/L)[1]									62	1.1	3.2	5.0		58	5		62	1.25		61	1.25		60	0.4		72	2.2		77	0.22				

Notes:
Analysis methods listed are accurate for most current sampling event. Previous analysis methods may be different.

[1]Carbon dioxide calculated from alkalinity results. Values for 2003 and 2004 were modified to be consistent with previous years' results.

< = less than reporting limit
µg/L = micrograms per liter
ID = identification number
J = estimated
LOQ = limit of quantification
mg/L = milligrams per liter
Qual = qualifier
RL = reporting limit
RSK = Robert S. Kerr Environmental Research Laboratory
SM = Standard Method
U = nondetect
USEPA = United States Environmental Protection Agency

TABLE E.2.3-33
CORNHUSKER ARMY AMMUNITION PLANT
WELL CA312-NATURAL ATTENUATION PARAMETERS

FIELD ID	CA312			CA312			CA312			CA312			CA312			CA312			CA312			CA312			CA312			CA312			CA312		
COLLECT DATE	3/4/2008			3/6/2007			3/7/2006			3/7/2005			3/8/2004			3/10/2003			3/11/2002			3/13/2001			3/7/2000			3/16/1999			6/9/1998		
	Result	RL	Qual	Result	RL	Qual	Result	RL	Qual	Result	RL	Qual	Result	RL	Qual	Result	RL	Qual	Result	RL	Qual	Result	RL	Qual	Result	RL	Qual	Result	RL	Qual	Result	RL	Qual
NATURAL ATTENUATION PARAMETERS																																	
Ammonia USEPA 350.1 (mg/L)	<	0.05	U	<	0.05	U	<	0.05	U	<	0.05	U	0.23	0.2		0.16	0.2	J	<	0.20	U	<	0.1	U	<	0.1	U	<	0.1	U	<	0.1	U
Total Kjeldahl Nitrogen USEPA 351.2 (mg/L)	<	1	U	<	1	U	<	1	U	<	1	U	1.1	0.2		0.24	0.2	J	<	0.21	U	<	0.1	U	<	0.1	U	<	0.1	U	0.050	0.1	
Nitrate/Nitrite USEPA 353.2 (mg/L)	13	0.5		16	0.5		17	0.5		2.3	0.5	J	12	0.5		10	0.5		12	0.50		12.8	0.5		12.5	1		11.1	1		12.0	1	
Sulfide SM 9034 (mg/L)	<	1	U	<	1	U	<	1	U	<	1	U	<	1	U	0.7	1	J	<	1.0	U	<	1	U	<	1	U	<	1	U	<	1	U
Sulfate USEPA 9056A (mg/L)	49	10		45	10		49	20		44	20		47	1		52	1		50	5.0		47.4	5		40.9	2		37.1	5		35.9	2	
Dissolved Organic Carbon SM 9060A (mg/L)	2.1	1		1.4	1		1.5	1		1.7	1		<	1.6	U	<	1.4	U	2.2	1.0		5.80	5	J	<	5	U	15.7	5		6.1	5	
Alkalinity SM 2320B (mg/L)	130	2		130	8		140	8		130	8		120	5		190	5		160	5.0		167	5		172	5		181	5		155	5	J
Methane RSK-175 (µg/L)	<	1.7	U	<	0.87	U	<	0.87	U	<	0.87	U	<	2	U	<	2	U	<	2.0	U	<	1	U	<	1	U	<	1	U	<	1	U
Carbon Dioxide SM 2320B (mg/L)[1]	57	0.88		58	0.88		62	0.88		57	0.1		53	0.9		84	1		70	1.0		73.5	5		75.7	2.2		79.6	2.2		68.2	2.2	J

Notes:
Analysis methods listed are accurate for most current sampling event. Previous analysis methods may be different.

[1]Carbon dioxide calculated from alkalinity results. Values for 2003 and 2004 were modified to be consistent with previous years' results.

< = less than reporting limit
µg/L = micrograms per liter
ID = identification number
J = estimated
LOQ = limit of quantification
mg/L = milligrams per liter
Qual = qualifier
RL = reporting limit
RSK = Robert S. Kerr Environmental Research Laboratory
SM = Standard Method
U = nondetect
USEPA = United States Environmental Protection Agency

TABLE E.2.3-34
CORNHUSKER ARMY AMMUNITION PLANT
WELL CA313-NATURAL ATTENUATION PARAMETERS

FIELD ID	CA313			CA313					CA313					CA313			CA313			CA313			CA313			CA313			CA313		
COLLECT DATE	None			8/6/2015					8/6/2015					8/11/2014			3/5/2013			2/28/2012			2/28/2011			3/8/2010			3/2/2009		
	Result	RL	Qual	Result	DL	LOD	LOQ	Qual	Result	DL	LOD	LOQ	Qual	Result	LOQ	Qual	Result	RL	Qual	Result	RL	Qual	Result	RL	Qual	Result	RL	Qual	Result	RL	Qual
NATURAL ATTENUATION PARAMETERS																															
Ammonia USEPA 350.1 (mg/L)									0.15	0.022	0.050	0.10		0.1	0.1		<	0.25	UJ	<	0.25	U	0.135	0.25	J	0.096	0.1	J	0.072	0.05	
Total Kjeldahl Nitrogen USEPA 351.2 (mg/L)	**Abandoned**			**No Analysis in 2016, 2017, 2018,**					0.25	0.18	0.50	1.0	J	<	1	U	<	1	UJ	<	1	U	<	1	UJ	0.24	1	J	<	1	U
Nitrate/Nitrite USEPA 353.2 (mg/L)	**2020**			**2019**					<	0.019	0.050	0.10	U	<	0.1	U	<	0.1	UJ	<	0.1	U	<	0.1	UJ	<	0.1	U	0.05	0.05	
Sulfide SM 9034 (mg/L)									0.8	0.79	1.9	4.0	J	<	4	U	0.401	2	J	0.2	2	J	0.2	2	J	<	4	U	<	1	U
Sulfate USEPA 9056A (mg/L)									15	0.23	0.50	5.0		11	5		13.6	1		13.4	1		13	1		12	5		12	1	
Dissolved Organic Carbon SM 9060A (mg/L)									0.64	0.16	0.50	1.0	J	0.57	1	J	1.24	1		<	1	U	1.8	1		0.35	1	J	1.1	1	
Alkalinity SM 2320B (mg/L)									170	1.1	3.2	5.0		170	5		185	1.25		179	1.25		175	1		200	5		190	8	
Methane RSK-175 (µg/L)									1.1	0.22	0.80	5.0	J	1.2	5	J	<	5	U	<	5	U	<	5	UJ	0.63	5	J	0.54	0.31	
Carbon Dioxide SM 2320B (mg/L)[1]									76	1.1	3.2	5.0		76	5		82	10		80	1.25		78	0.4		88	2.2		85	0.22	

Notes:
Analysis methods listed are accurate for most current sampling event. Previous analysis methods may be different.

[1]Carbon dioxide calculated from alkalinity results. Values for 2003 and 2004 were modified to be consistent with previous years' results.

< = less than reporting limit
µg/L = micrograms per liter
ID = identification number
J = estimated
LOQ = limit of quantification
mg/L = milligrams per liter
Qual = qualifier
RL = reporting limit
RSK = Robert S. Kerr Environmental Research Laboratory
SM = Standard Method
U = nondetect
USEPA = United States Environmental Protection Agency

TABLE E.2.3-34
CORNHUSKER ARMY AMMUNITION PLANT
WELL CA313-NATURAL ATTENUATION PARAMETERS

FIELD ID	CA313			CA313			CA313			CA313			CA313			CA313			CA313			CA313			CA313			CA313			CA313		
COLLECT DATE	3/4/2008			3/8/2007			3/7/2006			3/7/2005			3/8/2004			3/10/2003			3/11/2002			3/13/2001			3/7/2000			3/16/1999			6/9/1998		
	Result	RL	Qual	Result	RL	Qual	Result	RL	Qual	Result	RL	Qual	Result	RL	Qual	Result	RL	Qual	Result	RL	Qual	Result	RL	Qual	Result	RL	Qual	Result	RL	Qual	Result	RL	Qual
NATURAL ATTENUATION PARAMETERS																																	
Ammonia USEPA 350.1 (mg/L)	0.06	0.05		0.11	0.05		<	0.05	U	<	0.05	U	0.17	0.2	J	0.17	0.2	J	0.17	0.20	J	0.220	0.1		0.232	0.1		0.112	0.1		0.026	0.1	J
Total Kjeldahl Nitrogen USEPA 351.2 (mg/L)	<	1	U	<	1	U	<	1	U	<	1	U	<	0.3	U	0.34	0.2		<	0.24	U	0.393	0.1		0.694	0.1		<	0.1	U	0.08	0.1	J
Nitrate/Nitrite USEPA 353.2 (mg/L)	0.059	0.05		0.065	0.05		<	0.05	U	0.14	0.05		<	0.1	U	0.064	0.1	J	<	0.10	U	<	0.5	U	<	1	U	<	1	U	<	1	U
Sulfide SM 9034 (mg/L)	<	1	U	<	1	U	<	1	U	<	1	U	<	1	U	0.9	1	J	<	1.0	U	<	1	U	<	1	U	<	1	U	<	1	U
Sulfate USEPA 9056A (mg/L)	13	1		40	10		13	1		11	10		12	1		15	5		14	5.0		16.9	5		14.4	2		16.7	5		11.3	2	
Dissolved Organic Carbon SM 9060A (mg/L)	1.3	1		3.9	1		<	1	U	<	1	U	<	1	U	<	1	U	1.5	1.0		<	5	U	<	5	U	17.1	5		7.4	5	
Alkalinity SM 2320B (mg/L)	180	2		200	8		190	8		190	8		190	5		250	5		210	5.0		187	5		203	5		204	5		237	5	
Methane RSK-175 (µg/L)	<	1.7	U	<	0.87	U	0.44	0.87	J	0.63	0.87	J	<	2	U	<	2	U	<	2.0	U	<	1.2	U	0.54	1	J	<	1	U	<	1	U
Carbon Dioxide SM 2320B (mg/L)[1]	79	0.88		90	0.88		83	0.88		84	0.1		84	0.3		110	1		92	1.0		82.3	5		89.3	2.2		89.8	2.2		104	2.2	

Notes:
Analysis methods listed are accurate for most current sampling event. Previous analysis methods may be different.

[1]Carbon dioxide calculated from alkalinity results. Values for 2003 and 2004 were modified to be consistent with previous years' results.

< = less than reporting limit
µg/L = micrograms per liter
ID = identification number
J = estimated
LOQ = limit of quantification
mg/L = milligrams per liter
Qual = qualifier
RL = reporting limit
RSK = Robert S. Kerr Environmental Research Laboratory
SM = Standard Method
U = nondetect
USEPA = United States Environmental Protection Agency

TABLE E.2.3-35
CORNHUSKER ARMY AMMUNITION PLANT
WELL CA322-NATURAL ATTENUATION PARAMETERS

FIELD ID	CA322			CA322			CA322			CA322			CA322			CA322			CA322			CA322			CA322			CA322			CA322		
COLLECT DATE	None			None			3/5/2013			2/28/2012			3/1/2011			3/5/2010			3/3/2009			3/3/2008			3/6/2007			3/7/2006			3/8/2005		
	Result	RL	Qual	Result	RL	Qual	Result	RL	Qual	Result	RL	Qual	Result	RL	Qual	Result	RL	Qual	Result	RL	Qual	Result	RL	Qual	Result	RL	Qual	Result	RL	Qual	Result	RL	Qual
NATURAL ATTENUATION PARAMETERS																																	
Ammonia USEPA 350.1 (mg/L)							<	0.25	U	<	0.25	U	0.047	0.25	J	<	0.1	UJ	<	0.05	U	<	0.05	U	<	0.05	U	<	0.05	U	<	0.05	U
Total Kjeldahl Nitrogen USEPA 351.2 (mg/L)	**Abandoned**			**Not Sampled**			<	1	UJ	<	1	UJ	<	1	UJ	<	1	UJ	<	1	UJ	<	1	UJ	<	1	UJ	<	1	UJ	<	1	U
Nitrate/Nitrite USEPA 353.2 (mg/L)	**2020**			**in 2014, 2015, 2016,**			<	0.1	U	12	0.1	J	15	0.1		12	0.5	J	17	0.5	J	19	0.5		18	0.5	J	19	0.5		15	0.5	J
Sulfide SM 9034 (mg/L)				**2017, 2018, 2019**			0.2	2	J	0.4	2	J	0.2	2	J	<	4	U	<	1	U	<	1	U	<	1	U	<	1	U	<	1	U
Sulfate USEPA 9056A (mg/L)							51.6	1		48	1		44	1		38	5		33	20	J	40	10		38	10		33	20		31	20	
Dissolved Organic Carbon SM 9060A (mg/L)							1.93	1		<	1	U	1.6	1		1.2	1		2.2	1	J	2.4	1		1.8	1		1.9	1		1.8	1	
Alkalinity SM 2320B (mg/L)							145	1.25		134	1.25		168	1		170	5		170	8		150	2		160	8		150	8		150	8	
Methane RSK-175 (µg/L)							<	5	U	<	5	U	<	5	UJ	<	5	U	<	0.31	U	<	1.7	U	<	0.87	U	<	0.87	U	<	0.87	U
Carbon Dioxide SM 2320B (mg/L)[1]							64	10		60	1.25		75	0.4		77	2.2		74	0.22		66	0.88		72	0.88		66	0.88		66	0.1	

Notes:
Analysis methods listed are accurate for most current sampling event. Previous analysis methods may be different.

[1]Carbon dioxide calculated from alkalinity results. Values for 2003 and 2004 were modified to be consistent with previous years' results.

< = less than reporting limit
µg/L = micrograms per liter
ID = identification number
J = estimated
LOQ = limit of quantification
mg/L = milligrams per liter
Qual = qualifier
RL = reporting limit
RSK = Robert S. Kerr Environmental Research Laboratory
SM = Standard Method
U = nondetect
USEPA = United States Environmental Protection Agency

TABLE E.2.3-35
CORNHUSKER ARMY AMMUNITION PLANT
WELL CA322-NATURAL ATTENUATION PARAMETERS

FIELD ID	CA322			CA322			CA322			CA322			CA322			CA322			CA322		
COLLECT DATE	3/9/2004			3/11/2003			3/12/2002			3/13/2001			3/8/2000			3/16/1999			6/10/1998		
	Result	RL	Qual	Result	RL	Qual	Result	RL	Qual	Result	RL	Qual	Result	RL	Qual	Result	RL	Qual	Result	RL	Qual
NATURAL ATTENUATION PARAMETERS																					
Ammonia USEPA 350.1 (mg/L)	<	0.2	U	0.14	0.2	J	0.05	0.20	J	<	0.1	U	<	0.1	U	<	0.1	U	0.078	0.1	J
Total Kjeldahl Nitrogen USEPA 351.2 (mg/L)	0.86	0.2		0.41	0.2	J	<	0.23	U	<	0.1	U	0.176	0.1		<	0.1	U	<	0.1	U
Nitrate/Nitrite USEPA 353.2 (mg/L)	16	1		16	0.5		16	0.50		15.9	1		15.5	1		15.1	1		15.4	1	
Sulfide SM 9034 (mg/L)	<	1	U	0.8	1	J	<	1.0	U	<	1	U	<	1	U	<	1	U	<	1	U
Sulfate USEPA 9056A (mg/L)	31	2		31	1		31	1.0		29.9	5		28.4	2		33.7	5		25.1	2	
Dissolved Organic Carbon SM 9060A (mg/L)	<	2	U	1.7	1		2.0	1.0		4.8	5		<	5	U	16.8	5		4.5	5	
Alkalinity SM 2320B (mg/L)	140	5		180	5		150	5.0		134	5		151	5		168	5		171	5	
Methane RSK-175 (µg/L)	<	2	U	<	2	U	<	2.0	U	<	1	U	<	1	U	<	1	U	1.03	1	
Carbon Dioxide SM 2320B (mg/L)[1]	62	0.6		79	1		66	1.0		59	5		66.4	2.2		73.9	2.2		75.2	2.2	

Notes:
Analysis methods listed are accurate for most current sampling event. Previous analysis methods may be different.

[1]Carbon dioxide calculated from alkalinity results. Values for 2003 and 2004 were modified to be consistent with previous years' results.

< = less than reporting limit
µg/L = micrograms per liter
ID = identification number
J = estimated
LOQ = limit of quantification
mg/L = milligrams per liter
Qual = qualifier
RL = reporting limit
RSK = Robert S. Kerr Environmental Research Laboratory
SM = Standard Method
U = nondetect
USEPA = United States Environmental Protection Agency

TABLE E.2.3-37
CORNHUSKER ARMY AMMUNITION PLANT
WELL CA331-NATURAL ATTENUATION PARAMETERS

FIELD ID	CA331			CA331					CA331					CA331			CA331			CA331			CA331			CA331			CA331		
COLLECT DATE	None			None					8/7/2015					8/12/2014			3/4/2013			2/27/2012			2/28/2011			3/5/2010			3/2/2009		
	Result	RL	Qual	Result	DL	LOD	LOQ	Qual	Result	DL	LOD	LOQ	Qual	Result	LOQ	Qual	Result	RL	Qual	Result	RL	Qual	Result	RL	Qual	Result	RL	Qual	Result	RL	Qual
NATURAL ATTENUATION PARAMETERS																															
Ammonia USEPA 350.1 (mg/L)									<	0.022	0.050	0.10	U	0.026	0.1	J	<	0.25	U	<	0.25	U	0.0484	0.25	J	<	0.1	U	<	0.05	U
Total Kjeldahl Nitrogen USEPA 351.2 (mg/L)		**Abandoned**			**No Analysis in 2016, 2017, 2018,**				<	0.18	0.50	1.0	U	<	1	UJ	<	1	U	<	1	UJ	<	1	U	<	1	U	<	1	U
Nitrate/Nitrite USEPA 353.2 (mg/L)		**2020**			**2019**				8.6	0.038	0.10	0.20		13	0.5		14	0.1		13	0.1		11	0.1		13	0.5		14	0.5	
Sulfide SM 9034 (mg/L)									<	0.79	1.9	4.0	U	<	4	U	0.401	2	J	0.4	2	J	0.2	2	J	<	4	U	<	1	U
Sulfate USEPA 9056A (mg/L)									41	0.23	0.50	5.0		37	5		45.4	1		42	1		40	1		42	5		35	20	
Dissolved Organic Carbon SM 9060A (mg/L)									1.4	0.16	0.50	1.0		1.3	1		2.2	1		4.2	1		1.9	1		1.2	1		2.2	1	
Alkalinity SM 2320B (mg/L)									200	1.1	3.2	5.0		190	5		220	1.25		165	1.25		188	1		180	5		190	8	
Methane RSK-175 (µg/L)									<	0.22	0.80	5.0	U	<	5	U	<	5	U	<	5	U	<	5	UJ	<	5	U	<	0.31	U
Carbon Dioxide SM 2320B (mg/L)[1]									89	1.1	3.2	5.0		84	5		98	1.25		73	1.25		84	0.4		77	2.2		82	0.22	

Notes:
Analysis methods listed are accurate for most current sampling event. Previous analysis methods may be different.

[1]Carbon dioxide calculated from alkalinity results. Values for 2003 and 2004 were modified to be consistent with previous years' results.

< = less than reporting limit
µg/L = micrograms per liter
ID = identification number
J = estimated
LOQ = limit of quantification
mg/L = milligrams per liter
Qual = qualifier
RL = reporting limit
RSK = Robert S. Kerr Environmental Research Laboratory
SM = Standard Method
U = nondetect
USEPA = United States Environmental Protection Agency

TABLE E.2.3-37
CORNHUSKER ARMY AMMUNITION PLANT
WELL CA331-NATURAL ATTENUATION PARAMETERS

FIELD ID	CA331			CA331			CA331			CA331			CA331			CA331			CA331			CA331			CA331			CA331			CA331		
COLLECT DATE	3/3/2008			3/5/2007			3/6/2006			3/7/2005			3/8/2004			3/10/2003			3/12/2002			3/12/2001			3/7/2000			3/15/1999			6/9/1998		
	Result	RL	Qual	Result	RL	Qual	Result	RL	Qual	Result	RL	Qual	Result	RL	Qual	Result	RL	Qual	Result	RL	Qual	Result	RL	Qual	Result	RL	Qual	Result	RL	Qual	Result	RL	Qual
NATURAL ATTENUATION PARAMETERS																																		
Ammonia USEPA 350.1 (mg/L)	<	0.05	U	<	0.05	U	<	0.05	U	0.08	0.05		0.12	0.2	J	0.15	0.2	J	<	0.2	U	<	0.1	U	<	0.1	U	<	0.1	U	0.032	0.1	J
Total Kjeldahl Nitrogen USEPA 351.2 (mg/L)	<	1	U	<	1	U	<	1	U	<	1	U	1.2	0.2		0.46	0.2		0.27	0.2		0.1	0.1		<	0.1	U	<	0.1	U	0.069	0.1	J
Nitrate/Nitrite USEPA 353.2 (mg/L)	17	0.5		18	0.5		9	0.5		5.8	0.5		17	0.5		15	0.5		13	0.5		12.5	0.5		14.0	1		12.4	1		13.0	2	
Sulfide SM 9034 (mg/L)	<	1	U	<	1	U	<	1	U	<	1	U	<	1	U	1	1		<	1	U	<	1	U	<	1	U	<	1	U	<	1	U
Sulfate USEPA 9056A (mg/L)	43	10		43	10		45	20		44	20		47	1		43	1		38	1		37.3	5		14.7	2		30.8	5		33.9	2	
Dissolved Organic Carbon SM 9060A (mg/L)	2.1	1		1.5	1		1.6	1		1.8	1		<	1.6	U	<	1.2	U	1.8	1		<	5	U	<	5	U	18.2	5		6.8	5	
Alkalinity SM 2320B (mg/L)	170	2		160	8		180	8		190	8		160	5		160	5		140	5		187	5		137	5		161	5		172	5	
Methane RSK-175 (µg/L)	<	1.7	U	<	0.87	U	<	0.87	U	<	0.87	U	<	2	U	<	2	U	<	2	U	<	1	U	<	1	U	<	1	U	<	1	U
Carbon Dioxide SM 2320B (mg/L)[1]	75	0.88		72	0.88		79	0.88		84	0.1		70	1.2		70	1		62	1		82.3	5		60.3	2.2		70.8	2.2		75.7	2.2	

Notes:
Analysis methods listed are accurate for most current sampling event. Previous analysis methods may be different.

[1]Carbon dioxide calculated from alkalinity results. Values for 2003 and 2004 were modified to be consistent with previous years' results.

< = less than reporting limit
µg/L = micrograms per liter
ID = identification number
J = estimated
LOQ = limit of quantification
mg/L = milligrams per liter
Qual = qualifier
RL = reporting limit
RSK = Robert S. Kerr Environmental Research Laboratory
SM = Standard Method
U = nondetect
USEPA = United States Environmental Protection Agency

TABLE E.2.3-36
CORNHUSKER ARMY AMMUNITION PLANT
WELL CA330-NATURAL ATTENUATION PARAMETERS

FIELD ID	CA330			CA330					CA330					CA330			CA330			CA330			CA330			CA330			CA330		
COLLECT DATE	None			None					8/7/2015					8/11/2014			3/4/2013			2/27/2012			2/28/2011			3/5/2010			3/2/2009		
	Result	RL	Qual	Result	DL	LOD	LOQ	Qual	Result	DL	LOD	LOQ	Qual	Result	LOQ	Qual	Result	RL	Qual	Result	RL	Qual	Result	RL	Qual	Result	RL	Qual	Result	RL	Qual
NATURAL ATTENUATION PARAMETERS																															
Ammonia USEPA 350.1 (mg/L)									<	0.022	0.050	0.10	UJ	0.04	0.1	J	<	0.25	UJ	<	0.25	U	0.0407	0.25	J	<	0.1	U	<	0.05	U
Total Kjeldahl Nitrogen USEPA 351.2 (mg/L)	**Abandoned**			**No Analysis in 2016, 2017, 2018,**					<	0.18	0.50	1.0	UJ	<	1	UJ	<	1	U	<	1	UJ	<	1	UJ	<	1	UJ	<	1	U
Nitrate/Nitrite USEPA 353.2 (mg/L)	**2020**			**2019**					6.0	0.038	0.10	0.20		8.7	0.1	J	9.7	0.1		10	0.1	J	10	0.1		9.3	0.2	J	5	0.25	
Sulfide SM 9034 (mg/L)									<	0.79	1.9	4.0	UJ	<	4	U	0.2	2	J	0.2	2	J	0.2	2	J	<	4	U	<	1	U
Sulfate USEPA 9056A (mg/L)									36	0.23	0.50	5.0		64	5		38.8	1		35	1		37	1		44	5		28	20	J
Dissolved Organic Carbon SM 9060A (mg/L)									2.0	0.16	0.50	1.0		2.3	1		2.45	1	J	2.2	1		2.4	1		2.3	1		3.8	1	
Alkalinity SM 2320B (mg/L)									300	1.1	3.2	5.0		280	5		325	1.25		291	1.25		275	1		390	5		460	8	
Methane RSK-175 (µg/L)									<	0.22	0.80	5.0	U	<	5	U	<	5	U	<	5	U	<	5	UJ	<	5	U	<	0.31	U
Carbon Dioxide SM 2320B (mg/L)[1]									133	1.1	3.2	5.0		124	5		144	10		129	1.25		122	0.4		170	2.2		200	0.22	

Notes:
Analysis methods listed are accurate for most current sampling event. Previous analysis methods may be different.

[1]Carbon dioxide calculated from alkalinity results. Values for 2003 and 2004 were modified to be consistent with previous years' results.

< = less than reporting limit
µg/L = micrograms per liter
ID = identification number
J = estimated
LOQ = limit of quantification
mg/L = milligrams per liter
Qual = qualifier
RL = reporting limit
RSK = Robert S. Kerr Environmental Research Laboratory
SM = Standard Method
U = nondetect
USEPA = United States Environmental Protection Agency

TABLE E.2.3-36
CORNHUSKER ARMY AMMUNITION PLANT
WELL CA330-NATURAL ATTENUATION PARAMETERS

FIELD ID	CA330			CA330			CA330			CA330			CA330			CA330			CA330			CA330			CA330			CA330			CA330		
COLLECT DATE	3/3/2008			3/5/2007			3/6/2006			3/7/2005			3/8/2004			3/10/2003			3/12/2002			3/12/2001			3/7/2000			3/15/1999			6/9/1998		
	Result	RL	Qual	Result	RL	Qual	Result	RL	Qual	Result	RL	Qual	Result	RL	Qual	Result	RL	Qual	Result	RL	Qual	Result	RL	Qual	Result	RL	Qual	Result	RL	Qual	Result	RL	Qual
NATURAL ATTENUATION PARAMETERS																																	
Ammonia USEPA 350.1 (mg/L)	<	0.05	U	<	0.05	U	<	0.05	U	<	0.05	U	0.28	0.2		0.25	0.2		0.09	0.20	J	<	0.1	U	<	0.1	U	<	0.1	U	<	0.1	U
Total Kjeldahl Nitrogen USEPA 351.2 (mg/L)	<	1	UJ	<	1	UJ	<	1	U	<	1	U	0.92	0.2		0.44	0.2		0.36	0.20		0.10	0.1		<	0.1	U	<	0.1	U	0.050	0.1	
Nitrate/Nitrite USEPA 353.2 (mg/L)	9.8	0.5	J	14	1		17	0.5		13	0.5		12	0.5		8.9	0.5		6.2	0.50		5.55	0.5		4.88	1		5.77	1		5.73	1	
Sulfide SM 9034 (mg/L)	<	1	U	<	1	U	<	1	U	<	1	U	<	1	U	1.2	1		<	1.0	U	<	1	U	<	1	U	<	1	U	<	1	U
Sulfate USEPA 9056A (mg/L)	43	20		50	20		47	20		66	50		60	2		51	1		55	5.0		57.1	5		44.4	2		53.7	5		41.5	2	
Dissolved Organic Carbon SM 9060A (mg/L)	2.6	1		1.9	1		2.7	1		2	1		2.3	1		1.9	1		2.7	1.0		5.5	5		<	5	U	17.3	5		7.8	5	
Alkalinity SM 2320B (mg/L)	330	4		320	8		360	8		330	8		350	5		430	5		390	5.0		379	5		365	5		445	5		381	5	
Methane RSK-175 (µg/L)	<	1.7	U	<	0.87	U	<	0.87	U	<	0.87	U	<	2	U	<	2	U	<	2.0	U	<	1	U	<	1	U	<	1	U	<	1	U
Carbon Dioxide SM 2320B (mg/L)[1]	145	0.88		140	0.88		160	0.88		140	0.1		154	0.6		189	1		170	1.0		167	5		161	2.2		196	2.2		168	2.2	

Notes:
Analysis methods listed are accurate for most current sampling event. Previous analysis methods may be different.

[1]Carbon dioxide calculated from alkalinity results. Values for 2003 and 2004 were modified to be consistent with previous years' results.

< = less than reporting limit
µg/L = micrograms per liter
ID = identification number
J = estimated
LOQ = limit of quantification
mg/L = milligrams per liter
Qual = qualifier
RL = reporting limit
RSK = Robert S. Kerr Environmental Research Laboratory
SM = Standard Method
U = nondetect
USEPA = United States Environmental Protection Agency

TABLE E.2.3-38
CORNHUSKER ARMY AMMUNITION PLANT
WELL CA332-NATURAL ATTENUATION PARAMETERS

FIELD ID	CA332			CA332					CA332					CA332			CA332			CA332			CA332			CA332			CA332		
COLLECT DATE	None			None					8/7/2015					8/12/2014			3/4/2013			2/27/2012			2/28/2011			3/5/2010			3/2/2009		
	Result	RL	Qual	Result	DL	LOD	LOQ	Qual	Result	DL	LOD	LOQ	Qual	Result	LOQ	Qual	Result	RL	Qual	Result	RL	Qual	Result	RL	Qual	Result	RL	Qual	Result	RL	Qual
NATURAL ATTENUATION PARAMETERS																															
Ammonia USEPA 350.1 (mg/L)									<	0.022	0.050	0.10	U	0.066	0.1	J	<	0.25	U	<	0.25	U	0.0354	0.25	J	<	0.1	U	<	0.05	U
Total Kjeldahl Nitrogen USEPA 351.2 (mg/L)	**Abandoned**			**No Analysis in 2016, 2017, 2018,**					<	0.18	0.50	1.0	U	<	1	U	<	1	U	<	1	UJ	<	1	UJ	<	1	U	<	1	U
Nitrate/Nitrite USEPA 353.2 (mg/L)	**2020**			**2019**					10	0.038	0.10	0.20		11	0.5		11.6	0.1		10	0.1		10	0.1		14	0.5		13	0.5	
Sulfide SM 9034 (mg/L)									<	0.79	1.9	4.0	U	<	4	U	0.2	2	J	0.2	2	J	0.2	2	J	<	4	U	<	1	U
Sulfate USEPA 9056A (mg/L)									46	0.23	0.50	5.0		36	5		44	1		42	1		42	1		45	5		45	20	
Dissolved Organic Carbon SM 9060A (mg/L)									1.2	0.16	0.50	1.0		1.7	1		2.16	1		3.5	1		1.9	1		1	1		2	1	
Alkalinity SM 2320B (mg/L)									140	1.1	3.2	5.0		140	5		130	1.25		146	1.25		142	1		140	5		150	8	
Methane RSK-175 (µg/L)									<	0.22	0.80	5.0	U	<	5	U	<	5	U	<	5	U	<	5	UJ	<	5	U	<	0.31	U
Carbon Dioxide SM 2320B (mg/L)[1]									62	1.1	3.2	5.0		62	5		58	1.25		65	1.25		63	0.4		63	2.2		66	0.22	

Notes:
Analysis methods listed are accurate for most current sampling event. Previous analysis methods may be different.

[1]Carbon dioxide calculated from alkalinity results. Values for 2003 and 2004 were modified to be consistent with previous years' results.

< = less than reporting limit
µg/L = micrograms per liter
ID = identification number
J = estimated
LOQ = limit of quantification
mg/L = milligrams per liter
Qual = qualifier
RL = reporting limit
RSK = Robert S. Kerr Environmental Research Laboratory
SM = Standard Method
U = nondetect
USEPA = United States Environmental Protection Agency

TABLE E.2.3-38
CORNHUSKER ARMY AMMUNITION PLANT
WELL CA332-NATURAL ATTENUATION PARAMETERS

FIELD ID	CA332			CA332			CA332			CA332			CA332			CA332			CA332			CA332			CA332			CA332			CA332		
COLLECT DATE	3/3/2008			3/5/2007			3/6/2006			3/7/2005			3/8/2004			3/10/2003			3/12/2002			3/12/2001			3/7/2000			3/15/1999			6/9/1998		
	Result	RL	Qual	Result	RL	Qual	Result	RL	Qual	Result	RL	Qual	Result	RL	Qual	Result	RL	Qual	Result	RL	Qual	Result	RL	Qual	Result	RL	Qual	Result	RL	Qual	Result	RL	Qual
NATURAL ATTENUATION PARAMETERS																																		
Ammonia USEPA 350.1 (mg/L)	<	0.05	U	<	0.05	U	<	0.05	U	<	0.05	U	<	0.2	U	0.12	0.2	J	<	0.20	U	<	0.1	U	<	0.1	U	<	0.1	U	<	0.1	U
Total Kjeldahl Nitrogen USEPA 351.2 (mg/L)	<	1	U	<	1	U	<	1	U	<	1	U	1.2	0.2		0.32	0.2		0.18	0.20	J	<	0.1	U	<	0.1	U	<	0.1	U	<	0.1	U
Nitrate/Nitrite USEPA 353.2 (mg/L)	14	0.5		14	0.5		6.4	0.5		9.6	0.25		11	0.5		11	0.5		7.6	0.50		10.2	0.5		9.48	1		9.29	1		10.7	1	
Sulfide SM 9034 (mg/L)	<	1	U	<	1	U	<	1	U	<	1	U	<	1	U	0.7	1	J	<	1.0	U	<	1	U	<	1	U	<	1	U	<	1	U
Sulfate USEPA 9056A (mg/L)	50	10		45	10		45	20		40	20		50	1		40	1		36	1.0		32.4	5		37.4	5		37.5	5		30.5	2	
Dissolved Organic Carbon SM 9060A (mg/L)	1.8	1		1.4	1		3.7	1		1.6	1		<	1.5	U	<	1.2	U	1.7	1.0		<	5	U	<	5	U	14.8	5		3	5	J
Alkalinity SM 2320B (mg/L)	140	2		150	8		160	8		160	8		140	5		160	5		140	5.0		111	5		119	5		121	5		117	5	
Methane RSK-175 (µg/L)	<	1.7	U	<	0.87	U	<	0.87	U	<	0.87	U	<	2	U	<	2	U	<	2.0	U	<	1	U	<	1	U	<	1	U	<	1	U
Carbon Dioxide SM 2320B (mg/L)[1]	62	0.88		67	0.88		70	0.88		70	0.1		62	0.9		70	1		62	1.0		48.8	5		52.4	2.2		53.2	2.2		51.5	2.2	

Notes:
Analysis methods listed are accurate for most current sampling event. Previous analysis methods may be different.

[1]Carbon dioxide calculated from alkalinity results. Values for 2003 and 2004 were modified to be consistent with previous years' results.

< = less than reporting limit
µg/L = micrograms per liter
ID = identification number
J = estimated
LOQ = limit of quantification
mg/L = milligrams per liter
Qual = qualifier
RL = reporting limit
RSK = Robert S. Kerr Environmental Research Laboratory
SM = Standard Method
U = nondetect
USEPA = United States Environmental Protection Agency

TABLE E.2.3-39
CORNHUSKER ARMY AMMUNITION PLANT
WELL CA342-NATURAL ATTENUATION PARAMETERS

FIELD ID	CA342			CA342					CA342					CA342			CA342			CA342			CA342			CA342			CA342		
COLLECT DATE	None			None					8/10/2015					8/6/2014			3/4/2013			2/27/2012			3/1/2011			3/5/2010			3/2/2009		
	Result	RL	Qual	Result	DL	LOD	LOQ	Qual	Result	DL	LOD	LOQ	Qual	Result	LOQ	Qual	Result	RL	Qual	Result	RL	Qual	Result	RL	Qual	Result	RL	Qual	Result	RL	Qual
NATURAL ATTENUATION PARAMETERS																															
Ammonia USEPA 350.1 (mg/L)									<	0.022	0.050	0.10	U	0.022	0.1	J	<	0.25	U	<	0.25	U	0.0358	0.25	J	<	0.1	U	<	0.05	U
Total Kjeldahl Nitrogen USEPA 351.2 (mg/L)	**Abandoned**			**No Analysis in 2016, 2017, 2018,**					<	0.18	0.50	1.0	U	<	1	U	<	1	U	<	1	UJ	<	1	U	<	1	U	<	1	U
Nitrate/Nitrite USEPA 353.2 (mg/L)	**2020**			**2019**					12	0.19	0.50	1.0		15	0.1		15.2	0.1		12	0.1		12	0.1		14	0.5		18	0.5	
Sulfide SM 9034 (mg/L)									<	0.79	1.9	4.0	U	0.8	4	J	0.401	2	J	0.2	2	J	0.4	2	J	<	4	U	<	1	U
Sulfate USEPA 9056A (mg/L)									61	0.23	0.50	5.0		59	5		54.4	1		59	1		65	1		56	25		51	20	
Dissolved Organic Carbon SM 9060A (mg/L)									1.7	0.16	0.50	1.0		1.7	1		2.5	1		3.9	1		2.1	1		1.3	1		3.9	1	
Alkalinity SM 2320B (mg/L)									210	1.1	3.2	5.0		240	5		190	1.25	J	177	1.25		202	1		200	5		220	8	
Methane RSK-175 (µg/L)									<	0.22	0.80	5.0	U	<	5	U	<	5	U	<	5	U	<	5	UJ	<	5	U	<	0.31	U
Carbon Dioxide SM 2320B (mg/L)[1]									93	1.1	3.2	5.0		107	5		84	10	J	79	1.25		90	0.4		88	2.2		96	0.22	

Notes:
Analysis methods listed are accurate for most current sampling event. Previous analysis methods may be different.

[1]Carbon dioxide calculated from alkalinity results. Values for 2003 and 2004 were modified to be consistent with previous years' results.

< = less than reporting limit
µg/L = micrograms per liter
ID = identification number
J = estimated
LOQ = limit of quantification
mg/L = milligrams per liter
Qual = qualifier
RL = reporting limit
RSK = Robert S. Kerr Environmental Research Laboratory
SM = Standard Method
U = nondetect
USEPA = United States Environmental Protection Agency

TABLE E.2.3-39
CORNHUSKER ARMY AMMUNITION PLANT
WELL CA342-NATURAL ATTENUATION PARAMETERS

FIELD ID	CA342			CA342			CA342			CA342			CA342			CA342			CA342			CA342			CA342			CA342			CA342		
COLLECT DATE	3/4/2008			3/5/2007			3/6/2006			3/7/2005			3/8/2004			3/10/2003			3/11/2002			3/12/2001			3/7/2000			3/15/1999			6/9/1998		
	Result	RL	Qual	Result	RL	Qual	Result	RL	Qual	Result	RL	Qual	Result	RL	Qual	Result	RL	Qual	Result	RL	Qual	Result	RL	Qual	Result	RL	Qual	Result	RL	Qual	Result	RL	Qual
NATURAL ATTENUATION PARAMETERS																																	
Ammonia USEPA 350.1 (mg/L)	<	0.05	U	<	0.05	U	<	0.05	U	<	0.05	U	0.18	0.2	J	0.17	0.2	J	0.18	0.20	J	0.209	0.1		<	0.1	U	<	0.1	U	<	0.1	U
Total Kjeldahl Nitrogen USEPA 351.2 (mg/L)	<	1	U	<	1	U	<	1	U	<	1	U	1.1	0.2		0.23	0.2		<	0.20	U	0.337	0.1		<	0.1	U	<	0.1	U	<	0.1	U
Nitrate/Nitrite USEPA 353.2 (mg/L)	19	0.5		19	0.5		16	0.5		16	0.5		17	0.5		19	0.5		15	0.50		16.4	0.5		14.1	1		15.4	1		14.7	1	
Sulfide SM 9034 (mg/L)	<	1	U	<	1	U	<	1	U	<	1	U	<	1	U	0.6	1	J	<	1.0	U	<	1	U	<	1	U	<	1	U	<	1	U
Sulfate USEPA 9056A (mg/L)	45	5		44	10		47	20		44	20		39	1		44	5		53	1.0		45.7	5		58.0	5		72.6	5		50.3	2	
Dissolved Organic Carbon SM 9060A (mg/L)	2.4	1		1.7	1		1.9	1		1.8	1		1.8	1		1.8	1		2.2	1.0		<	5	U	<	5	U	15.9	5		5.5	5	
Alkalinity SM 2320B (mg/L)	200	2		220	8		210	8		210	8		210	5		320	5		230	5.0		240	5		241	5		294	5		246	5	
Methane RSK-175 (µg/L)	<	1.7	U	<	0.87	U	<	0.87	U	<	0.87	U	<	2	U	<	2	U	<	2.0	U	<	1	U	<	1	U	<	1	U	<	1	U
Carbon Dioxide SM 2320B (mg/L)[1]	88	0.88		95	0.88		92	0.88		92	0.1		92	0.5		141	1		100	1.0		106	5		106	2.2		129	2.2		108	2.2	

Notes:
Analysis methods listed are accurate for most current sampling event. Previous analysis methods may be different.

[1]Carbon dioxide calculated from alkalinity results. Values for 2003 and 2004 were modified to be consistent with previous years' results.

< = less than reporting limit
µg/L = micrograms per liter
ID = identification number
J = estimated
LOQ = limit of quantification
mg/L = milligrams per liter
Qual = qualifier
RL = reporting limit
RSK = Robert S. Kerr Environmental Research Laboratory
SM = Standard Method
U = nondetect
USEPA = United States Environmental Protection Agency

TABLE E.2.3-40
CORNHUSKER ARMY AMMUNITION PLANT
WELL CA343-NATURAL ATTENUATION PARAMETERS

FIELD ID	CA343			CA343					CA343					CA343			CA343			CA343			CA343			CA343			CA343		
COLLECT DATE	None			None					8/10/2015					8/6/2014			3/4/2013			2/27/2012			3/1/2011			3/5/2010			3/3/2009		
	Result	RL	Qual	Result	DL	LOD	LOQ	Qual	Result	DL	LOD	LOQ	Qual	Result	LOQ	Qual	Result	RL	Qual	Result	RL	Qual	Result	RL	Qual	Result	RL	Qual	Result	RL	Qual
NATURAL ATTENUATION PARAMETERS																															
Ammonia USEPA 350.1 (mg/L)									<	0.022	0.050	0.10	U	<	0.1	U	<	0.25	U	<	0.25	U	<	0.25	UJ	<	0.1	U	<	0.05	U
Total Kjeldahl Nitrogen USEPA 351.2 (mg/L)	**Abandoned**			**No Analysis in 2016, 2017, 2018,**					<	0.18	0.50	1.0	U	<	1	U	<	1	U	<	1	UJ	<	1	U	<	1	UJ	<	1	U
Nitrate/Nitrite USEPA 353.2 (mg/L)	**2020**			**2019**					1.4	0.19	0.50	1.0		11	0.1		15.5	0.1		18	0.1		13	0.1		13	0.5		14	0.5	
Sulfide SM 9034 (mg/L)									<	0.79	1.9	4.0	U	0.96	4	J	0.2	2	J	0.2	2	J	0.2	2	J	<	4	U	<	1	U
Sulfate USEPA 9056A (mg/L)									47	0.23	0.50	5.0		52	5		43.4	1		44	1		44	1		46	5		40	20	
Dissolved Organic Carbon SM 9060A (mg/L)									1.5	0.16	0.50	1.0		1.5	1		2.0	1		3.5	1		2.0	1		1.3	1		3.1	1	
Alkalinity SM 2320B (mg/L)									220	1.1	3.2	5.0		210	5		160	1.25		189	1.25		252	1		240	5		250	8	
Methane RSK-175 (µg/L)									<	0.22	0.80	5.0	U	1.6	5	J	14	5		<	5	U	<	5	UJ	0.6	5	J	0.71	0.31	
Carbon Dioxide SM 2320B (mg/L)[1]									98	1.1	3.2	5.0		93	5		71	1.25		84	1.25		112	0.4		100	2.2		110	0.22	

Notes:
Analysis methods listed are accurate for most current sampling event. Previous analysis methods may be different.

[1]Carbon dioxide calculated from alkalinity results. Values for 2003 and 2004 were modified to be consistent with previous years' results.

< = less than reporting limit
µg/L = micrograms per liter
ID = identification number
J = estimated
LOQ = limit of quantification
mg/L = milligrams per liter
Qual = qualifier
RL = reporting limit
RSK = Robert S. Kerr Environmental Research Laboratory
SM = Standard Method
U = nondetect
USEPA = United States Environmental Protection Agency

TABLE E.2.3-40
CORNHUSKER ARMY AMMUNITION PLANT
WELL CA343-NATURAL ATTENUATION PARAMETERS

FIELD ID	CA343			CA343			CA343			CA343			CA343			CA343			CA343			CA343			CA343			CA343			CA343		
COLLECT DATE	3/5/2008			3/5/2007			3/6/2006			3/7/2005			3/15/2004			3/10/2003			3/11/2002			3/12/2001			3/6/2000			3/15/1999			6/9/1998		
	Result	RL	Qual	Result	RL	Qual	Result	RL	Qual	Result	RL	Qual	Result	RL	Qual	Result	RL	Qual	Result	RL	Qual	Result	RL	Qual	Result	RL	Qual	Result	RL	Qual	Result	RL	Qual
NATURAL ATTENUATION PARAMETERS																																	
Ammonia USEPA 350.1 (mg/L)	<	0.05	U	<	0.05	U	<	0.05	U	<	0.05	U	<	0.2	U	<	0.2	U	<	0.20	U	<	0.1	U	<	0.1	U	<	0.1	U	<	0.1	U
Total Kjeldahl Nitrogen USEPA 351.2 (mg/L)	<	1	U	<	1	U	<	1	U	<	1	U	0.89	0.2		0.42	0.2		<	0.20	U	0.10	0.1		<	0.1	U	<	0.1	U	0.11	0.1	
Nitrate/Nitrite USEPA 353.2 (mg/L)	15	0.5		15	0.5		14	0.5		11	0.5		9.7	1		13	0.5		14	0.50		11.5	0.5		11.7	1		11.5	1		11.1	1	
Sulfide SM 9034 (mg/L)	<	1	U	<	1	U	<	1	U	<	1	U	0.6	1	J	0.9	1	J	<	1.0	U	<	1	U	<	1	U	<	1	U	<	1	U
Sulfate USEPA 9056A (mg/L)	42	5		36	10		43	20		44	20		42	2		45	1		50	1.0		43.6	5		49.4	5		51.2	5		46.3	2	
Dissolved Organic Carbon SM 9060A (mg/L)	2.1	1		1.5	1		1.8	1		1.9	1		<	1.6	U	1.7	1		2.3	1.0		7.90	5		<	5	U	16.6	5		8	5	
Alkalinity SM 2320B (mg/L)	240	2		260	8		260	8		270	8		250	5		310	5		280	5.0		232	5		269	5		308	5		257	5	
Methane RSK-175 (µg/L)	<	1.7	U	<	0.87	U	<	0.87	U	<	0.87	U	<	2	U	<	2	U	<	2.0	U	<	1	U	0.95	1	J	<	1	U	<	1	U
Carbon Dioxide SM 2320B (mg/L)[1]	106	0.88		110	0.88		110	0.88		120	0.1		110	0.3		136	1		120	1.0		102	5		118	2.2		136	2.2		113	2.2	

Notes:
Analysis methods listed are accurate for most current sampling event. Previous analysis methods may be different.

[1]Carbon dioxide calculated from alkalinity results. Values for 2003 and 2004 were modified to be consistent with previous years' results.

< = less than reporting limit
µg/L = micrograms per liter
ID = identification number
J = estimated
LOQ = limit of quantification
mg/L = milligrams per liter
Qual = qualifier
RL = reporting limit
RSK = Robert S. Kerr Environmental Research Laboratory
SM = Standard Method
U = nondetect
USEPA = United States Environmental Protection Agency

E.2 Natural Attenuation Parameters

E.2.4 OU1 OFF-POST NW WELLS

WELL	TABLE
NW010	E.2.4-1
NW011	E.2.4-2
NW020	E.2.4-3
NW021	E.2.4-4
NW022	E.2.4-5
NW030	E.2.4-6
NW031	E.2.4-7
NW032	E.2.4-8
NW040	E.2.4-9
NW041	E.2.4-10
NW050	E.2.4-11
NW051	E.2.4-12
NW052	E.2.4-13
NW060	E.2.4-14
NW061	E.2.4-15
NW062	E.2.4-16
NW070	E.2.4-17
NW071	E.2.4-18
NW080	E.2.4-19
NW081/NW081R	E.2.4-20
NW082/NW082R	E.2.4-21
NW090	E.2.4-22
NW091	E.2.4-23
NW100	E.2.4-24
NW101	E.2.4-25
NW102	E.2.4-26
NW120	E.2.4-27
NW121	E.2.4-28
NW122	E.2.4-29
NW130/NW130R	E.2.4-30
NW131/NW131R	E.2.4-31
NW132/NW132R	E.2.4-32

TABLE E.2.4-1
CORNHUSKER ARMY AMMUNITION PLANT
WELL NW010-NATURAL ATTENUATION PARAMETERS

FIELD ID	NW010			NW010			NW010			NW010			NW010			NW010			NW010			NW010			NW010			NW010			NW010		
COLLECT DATE	None			None			3/15/2006			3/15/2005			3/15/2004			3/17/2003			3/19/2002			3/21/2001			3/14/2000			3/24/1999			6/14/1998		
	Result	RL	Qual	Result	RL	Qual	Result	RL	Qual	Result	RL	Qual	Result	RL	Qual	Result	RL	Qual	Result	RL	Qual	Result	RL	Qual	Result	RL	Qual	Result	RL	Qual	Result	RL	Qual
NATURAL ATTENUATION PARAMETERS																																	
Ammonia USEPA 350.1 (mg/L)							<	0.05	U	<	0.05	U	0.16	0.2	J	<	0.2	U	3.5	0.20	J	<	0.1	U	<	0.1	U	<	0.1	U	<	0.1	U
Total Kjeldahl Nitrogen USEPA 351.2 (mg/L)	**Abandoned**			**Not Sampled**			<	1	UJ	<	1	UJ	0.74	0.2		<	0.4	UJ	0.57	0.40		<	0.1	U	0.160	0.1		<	0.1	U	<	0.1	U
Nitrate/Nitrite USEPA 353.2 (mg/L)	**2008**			**in 2007**			6.8	0.5		1.1	0.05		9.3	1		8.3	0.5		6.6	0.20		4.87	0.5		5.47	1		6.87	2		7.66	1	
Sulfide SM 9034 (mg/L)							<	1	U	<	1	U	<	1	U	<	1	U	<	1.0	U	<	1	U	<	1	U	<	1	U	0.36	1	J
Sulfate USEPA 9056A (mg/L)							28	10		28	10		29	2		33	5		24	1.0		21.7	5		19.8	2		27.3	2		25.2	1	
Dissolved Organic Carbon SM 9060A (mg/L)							1.4	1		1.4	1		<	1.3	U	<	1.3	U	1.9	1.0		<	5	U	<	5	U	7.20	5		12.6	5	
Alkalinity SM 2320B (mg/L)							92	8		100	8		100	5		120	5		83	5.0		82.5	5		101	5		120	5		124	5	
Methane RSK-175 (µg/L)							<	0.87	U	<	0.87	U	<	2	U	<	2	U	<	2.0	U	<	1	U	<	1	U	<	1	UJ	<	1	U
Carbon Dioxide SM 2320B (mg/L)[1]							40	0.88		44	0.1		44	0.7		53	1		37	1.0		36.3	5		44.4	2.2		52.8	2.2		54.6	2.2	

Notes:
Analysis methods listed are accurate for most current sampling event. Previous analysis methods may be different.

[1]Carbon dioxide calculated from alkalinity results. Values for 2003 and 2004 were modified to be consistent with previous years' results.

< = less than reporting limit
µg/L = micrograms per liter
ID = identification number
J = estimated
LOQ = limit of quantification
mg/L = milligrams per liter
Qual = qualifier
RL = reporting limit
RSK = Robert S. Kerr Environmental Research Laboratory
SM = Standard Method
U = nondetect
USEPA = United States Environmental Protection Agency

TABLE E.2.4-2
CORNHUSKER ARMY AMMUNITION PLANT
WELL NW011-NATURAL ATTENUATION PARAMETERS

FIELD ID	NW011			NW011			NW011			NW011			NW011			NW011			NW011			NW011			NW011			NW011			NW011		
COLLECT DATE	None			None			3/15/2006			3/15/2005			3/15/2004			3/17/2003			3/18/2002			3/21/2001			3/14/2000			3/24/1999			6/14/1998		
	Result	RL	Qual	Result	RL	Qual	Result	RL	Qual	Result	RL	Qual	Result	RL	Qual	Result	RL	Qual	Result	RL	Qual	Result	RL	Qual	Result	RL	Qual	Result	RL	Qual	Result	RL	Qual
NATURAL ATTENUATION PARAMETERS																																	
Ammonia USEPA 350.1 (mg/L)							<	0.05	U	<	0.05	U	<	0.2	U	<	0.2	U	<	0.20	U	<	0.1	U	<	0.1	U	<	0.1	U	<	0.1	U
Total Kjeldahl Nitrogen USEPA 351.2 (mg/L)	**Abandoned**			**Not Sampled**			<	1	U	<	1	U	0.92	0.2		<	0.34	U	0.49	0.40		<	0.1	U	<	0.1	U	<	0.1	U	0.036	0.1	J
Nitrate/Nitrite USEPA 353.2 (mg/L)	**2008**			**in 2007**			9	0.25		1.1	0.05		4.2	1		4.5	0.1		7.20	1.0		7.80	0.5		5.60	1		3.15	2		3.00	1	
Sulfide SM 9034 (mg/L)							<	1	U	<	1	U	<	1	U	<	1	U	<	1.0	U	<	1	U	<	1	U	<	1	U	<	1	U
Sulfate USEPA 9056A (mg/L)							39	10		35	10		41	2		45	5		55	2.0		36	5		33.9	2		44.6	2		40.8	1	
Dissolved Organic Carbon SM 9060A (mg/L)							1.3	1		2	1		<	1.1	U	<	1.2	U	1.8	1.0		<	5	U	<	5	U	9.10	5		6.3	5	
Alkalinity SM 2320B (mg/L)							150	8		150	8		150	5		150	5		150	5.0		140	5		156	5		162	5		151	5	
Methane RSK-175 (µg/L)							<	0.87	U	<	0.87	U	<	2	U	<	2	U	<	2.0	U	<	1	U	<	1	U	<	1	UJ	6.01	1	
Carbon Dioxide SM 2320B (mg/L)[1]							66	0.88		66	0.1		66	0.4		66	1		66	1.0		61.6	5		68.6	2.2		71.3	2.2		66.4	2.2	

Notes:
Analysis methods listed are accurate for most current sampling event. Previous analysis methods may be different.

[1]Carbon dioxide calculated from alkalinity results. Values for 2003 and 2004 were modified to be consistent with previous years' results.

< = less than reporting limit
µg/L = micrograms per liter
ID = identification number
J = estimated
LOQ = limit of quantification
mg/L = milligrams per liter
Qual = qualifier
RL = reporting limit
RSK = Robert S. Kerr Environmental Research Laboratory
SM = Standard Method
U = nondetect
USEPA = United States Environmental Protection Agency

TABLE E.2.4-3
CORNHUSKER ARMY AMMUNITION PLANT
WELL NW020-NATURAL ATTENUATION PARAMETERS

FIELD ID	NW020					NW020					NW020					NW020					NW020					NW020			NW020		
COLLECT DATE	5/16/2022					5/25/2021					6/15/2020					None					8/11/2015					8/13/2014			3/20/2013		
	Result	Qual	DL	LOD	LOQ	Result	Qual	DL	LOD	LOQ	Result	Qual	DL	LOD	LOQ	Result	DL	LOD	LOQ	Qual	Result	DL	LOD	LOQ	Qual	Result	LOQ	Qual	Result	RL	Qual
NATURAL ATTENUATION PARAMETERS																															
Ammonia USEPA 350.1 (mg/L)	<	U	0.029	0.05	0.1	<	UJ	0.022	0.05	0.1	<	U	0.022	0.05	0.1						<	0.022	0.050	0.10	U	0.056	0.1	J	0.458	0.25	
Total Kjeldahl Nitrogen USEPA 351.2 (mg/L)	<	UJ	0.69	0.8	1	<	U	0.69	1	1	<	U	0.69	1	1	**No Analysis in 2016, 2017, 2018,**					<	0.18	0.50	1.0	U	<	1	UJ	<	1	U
Nitrate/Nitrite USEPA 353.2 (mg/L)	54		0.44	0.5	1	59	J	0.48	1.3	2.5	42		0.19	0.5	1	**2019**					32	0.19	0.50	1.0		26	0.1		7.71	0.1	
Sulfide SM 9034 (mg/L)	<	U	1.6	2	4	<	U	0.79	1.9	4	<	U	0.79	1.9	4						<	0.79	1.9	4.0	U	<	4	U	<	2	U
Sulfate USEPA 9056A (mg/L)	240		5.2	13	25	240		5.2	13	25	230		2.1	6	10						79	1.2	2.5	25		78	5		63.4	1	
Dissolved Organic Carbon SM 9060A (mg/L)	7.7		0.35	0.8	1	6.9	J	0.35	0.8	1	5.9		0.35	1	1						3.2	0.16	0.50	1.0		3.80	1		3.31	1	
Alkalinity SM 2320B (mg/L)	300		3.1	6.4	10	350		3.1	6.4	10	320		3.1	10	10						220	1.1	3.2	5.0		230	5		330	1.25	
Methane RSK-175 (µg/L)	<	U	0.63	1.3	5	<	UJ	0.63	2	5	<	U	0.63	2	5						<	0.22	0.80	5.0	U	<	5	U	12	4.9	
Carbon Dioxide SM 2320B (mg/L)[1]	133		3.1	6.4	10	156		3.1	6.4	10	142		3.1	10	10						98	1.1	3.2	5.0		102	5		147	10	

Notes:
Analysis methods listed are accurate for most current sampling event. Previous analysis methods may be different.

[1]Carbon dioxide calculated from alkalinity results. Values for 2003 and 2004 were modified to be consistent with previous years' results.

< = less than reporting limit
µg/L = micrograms per liter
ID = identification number
J = estimated
LOQ = limit of quantification
mg/L = milligrams per liter
Qual = qualifier
RL = reporting limit
RSK = Robert S. Kerr Environmental Research Laboratory
SM = Standard Method
U = nondetect
USEPA = United States Environmental Protection Agency

TABLE E.2.4-3
CORNHUSKER ARMY AMMUNITION PLANT
WELL NW020-NATURAL ATTENUATION PARAMETERS

FIELD ID	NW020			NW020			NW020			NW020			NW020			NW020			NW020			NW020			NW020			NW020			NW020		
COLLECT DATE	3/6/2012			3/8/2011			3/9/2010			3/10/2009			3/10/2008			3/19/2007			3/14/2006			3/14/2005			3/15/2004			3/17/2003		
	Result	RL	Qual	Result	RL	Qual	Result	RL	Qual	Result	RL	Qual	Result	RL	Qual	Result	RL	Qual	Result	RL	Qual	Result	RL	Qual	Result	RL	Qual	Result	RL	Qual
NATURAL ATTENUATION PARAMETERS																														
Ammonia USEPA 350.1 (mg/L)	<	0.25	UJ	<	0.25	UJ	0.066	0.1	J	<	0.05	U	0.31	0.05		<	0.05	U	<	0.05	U	0.12	0.05		<	0.2	U	0.22	0.2	
Total Kjeldahl Nitrogen USEPA 351.2 (mg/L)	<	1	U	<	1	U	<	1	U	<	1	U	<	1	U	<	1	U	<	1	U	<	1	U	1.2	0.2		<	0.36	U
Nitrate/Nitrite USEPA 353.2 (mg/L)	13	0.1		31	0.1		38	0.5		37	2.5		16	0.5		29	1		7.4	0.25		16	0.5	J	12	1		12	0.5	
Sulfide SM 9034 (mg/L)	0.2	2	J	0.4	2	J	<	4	U	<	1	U	<	1	U	<	1	U	<	1	U	<	1	U	<	1	U	<	1	U
Sulfate USEPA 9056A (mg/L)	68	1		66	1		49	5		50	20		50	10		39	20		40	10		48	10		46	2		47	5	
Dissolved Organic Carbon SM 9060A (mg/L)	2.6	1		4.4	1		3.7	1		3.6	1		3	1		3.1	1		2.2	1		2.9	1		2.9	1		2.9	1	
Alkalinity SM 2320B (mg/L)	230	1.25		245	1		250	5		230	20		210	2		200	8		210	8		250	8		260	5		250	5	
Methane RSK-175 (µg/L)	<	5	U	<	5	UJ	<	5	U	<	0.31	U	<	1.7	U	<	0.87	U	<	0.87	U	<	0.87	U	<	2	U	<	2	U
Carbon Dioxide SM 2320B (mg/L)[1]	102	1.25		109	0.4		110	2.2		100	0.22		92	0.88		90	0.88		92	0.88		110	0.1		114	0.4		110	1	

Notes:
Analysis methods listed are accurate for most current sampling event. Previous analysis methods may be different.

[1]Carbon dioxide calculated from alkalinity results. Values for 2003 and 2004 were modified to be consistent with previous years' results.

< = less than reporting limit
µg/L = micrograms per liter
ID = identification number
J = estimated
LOQ = limit of quantification
mg/L = milligrams per liter
Qual = qualifier
RL = reporting limit
RSK = Robert S. Kerr Environmental Research Laboratory
SM = Standard Method
U = nondetect
USEPA = United States Environmental Protection Agency

TABLE E.2.4-3
CORNHUSKER ARMY AMMUNITION PLANT
WELL NW020-NATURAL ATTENUATION PARAMETERS

FIELD ID	NW020			NW020			NW020			NW020			NW020		
COLLECT DATE	3/19/2002			3/21/2001			3/14/2000			3/25/1999			6/16/1998		
	Result	RL	Qual	Result	RL	Qual	Result	RL	Qual	Result	RL	Qual	Result	RL	Qual
NATURAL ATTENUATION PARAMETERS															
Ammonia USEPA 350.1 (mg/L)	<	0.40	U	<	0.1	U	<	0.1	U	<	0.1	U	<	0.1	U
Total Kjeldahl Nitrogen USEPA 351.2 (mg/L)	0.80	0.40		<	0.1	U	<	0.1	U	<	0.1	U	<	0.1	U
Nitrate/Nitrite USEPA 353.2 (mg/L)	14	0.50		17.3	0.5		18.0	1		10.7	2	UJ	21.7	4	
Sulfide SM 9034 (mg/L)	<	1.0	U	<	1	U	<	1	U	<	1	U	<	1	U
Sulfate USEPA 9056A (mg/L)	48	1.0		47	5		43.4	2		46.1	2	J	45.6	0.2	
Dissolved Organic Carbon SM 9060A (mg/L)	4.0	1.0		<	5	U	7.50	5		9.00	5	J	8.4	5	
Alkalinity SM 2320B (mg/L)	290	5.0		258	5		290	5		282	5	J	291	5	
Methane RSK-175 (µg/L)	<	2.0	U	<	1	U	<	1	U	<	1	U	<	1	U
Carbon Dioxide SM 2320B (mg/L)[1]	130	1.0		114	5		127	2.2		124	2.2	J	99.0	2.2	

Notes:
Analysis methods listed are accurate for most current sampling event. Previous analysis methods may be different.

[1]Carbon dioxide calculated from alkalinity results. Values for 2003 and 2004 were modified to be consistent with previous years' results.

< = less than reporting limit
µg/L = micrograms per liter
ID = identification number
J = estimated
LOQ = limit of quantification
mg/L = milligrams per liter
Qual = qualifier
RL = reporting limit
RSK = Robert S. Kerr Environmental Research Laboratory
SM = Standard Method
U = nondetect
USEPA = United States Environmental Protection Agency

TABLE E.2.4-4
CORNHUSKER ARMY AMMUNITION PLANT
WELL NW021-NATURAL ATTENUATION PARAMETERS

FIELD ID	NW021					NW021					NW021					NW021					NW021					NW021			NW021		
COLLECT DATE	5/16/2022					5/25/2021					6/15/2020					None					8/11/2015					8/13/2014			3/20/2013		
	Result	Qual	DL	LOD	LOQ	Result	Qual	DL	LOD	LOQ	Result	Qual	DL	LOD	LOQ	Result	DL	LOD	LOQ	Qual	Result	DL	LOD	LOQ	Qual	Result	LOQ	Qual	Result	RL	Qual
NATURAL ATTENUATION PARAMETERS																															
Ammonia USEPA 350.1 (mg/L)	<	U	0.029	0.05	0.1	1.5		0.022	0.05	0.1	1.4		0.022	0.05	0.1						<	0.022	0.050	0.10	U	<	0.1	U	0.586	0.25	
Total Kjeldahl Nitrogen USEPA 351.2 (mg/L)	1.8		0.69	0.8	1	1.7		0.69	1	1	1.8		0.69	1	1	**No Analysis in 2016, 2017, 2018,**					<	0.18	0.50	1.0	U	<	1	U	<	1	U
Nitrate/Nitrite USEPA 353.2 (mg/L)	1.4		0.044	0.05	0.1	0.87		0.019	0.05	0.1	1.5		0.019	0.05	0.1	**2019**					2.8	0.019	0.050	0.10		1.2	0.1		1.1	0.1	
Sulfide SM 9034 (mg/L)	<	U	1.6	2	4	0.8	J	0.79	1.9	4	<	U	0.79	1.9	4						<	0.79	1.9	4.0	U	<	4	U	0.2	2	J
Sulfate USEPA 9056A (mg/L)	190		1	2.5	5	200		5.2	13	25	220		2.1	6	10						170	0.23	0.50	5.0		140	5		135	10	
Dissolved Organic Carbon SM 9060A (mg/L)	3.2		0.35	0.8	1	3.3		0.35	0.8	1	2.8		0.35	1	1						2.4	0.16	0.50	1.0		2.2	1	J	2.2	1	
Alkalinity SM 2320B (mg/L)	330		3.1	6.4	10	340		3.1	6.4	10	340		3.1	10	10						300	1.1	3.2	5.0		280	5		470	1.25	
Methane RSK-175 (µg/L)	6.8		0.63	1.3	5	34		0.63	2	5	6		0.63	2	5						43	0.22	0.80	5.0		480	5		450	4.9	
Carbon Dioxide SM 2320B (mg/L)[1]	147		3.1	6.4	10	151		3.1	6.4	10	151		3.1	10	10						133	1.1	3.2	5.0		124	5		209	10	

Notes:
Analysis methods listed are accurate for most current sampling event. Previous analysis methods may be different.

[1]Carbon dioxide calculated from alkalinity results. Values for 2003 and 2004 were modified to be consistent with previous years' results.

< = less than reporting limit
µg/L = micrograms per liter
ID = identification number
J = estimated
LOQ = limit of quantification
mg/L = milligrams per liter
Qual = qualifier
RL = reporting limit
RSK = Robert S. Kerr Environmental Research Laboratory
SM = Standard Method
U = nondetect
USEPA = United States Environmental Protection Agency

TABLE E.2.4-4
CORNHUSKER ARMY AMMUNITION PLANT
WELL NW021-NATURAL ATTENUATION PARAMETERS

FIELD ID	NW021			NW021			NW021			NW021			NW021			NW021			NW021			NW021			NW021			NW021		
COLLECT DATE	3/6/2012			3/8/2011			3/9/2010			3/10/2009			3/10/2008			3/9/2007			3/14/2006			3/14/2005			3/15/2004			3/17/2003		
	Result	RL	Qual	Result	RL	Qual	Result	RL	Qual	Result	RL	Qual	Result	RL	Qual	Result	RL	Qual	Result	RL	Qual	Result	RL	Qual	Result	RL	Qual	Result	RL	Qual
NATURAL ATTENUATION PARAMETERS																														
Ammonia USEPA 350.1 (mg/L)	<	0.25	UJ	<	0.25	UJ	<	0.1	U	<	0.05	U	0.4	0.05		<	0.05	U	<	0.05	U	<	0.5	U	<	0.2	U	<	0.2	U
Total Kjeldahl Nitrogen USEPA 351.2 (mg/L)	<	1	U	<	1	UJ	<	1	U	<	1	U	<	1	U	<	1	U	<	1	U	1.3	1		<	0.35	U	<	0.46	U
Nitrate/Nitrite USEPA 353.2 (mg/L)	1.2	0.1		2.2	0.1		4.7	0.1		4.1	0.5		3.9	0.5		2.7	1		0.87	0.05		2.8	0.1		1.2	0.1		1.9	0.1	
Sulfide SM 9034 (mg/L)	0.2	2	J	0.4	2	J	<	4	U	<	1	U	<	1	U	<	1	U	<	1	U	<	1	U	<	1	U	<	1	U
Sulfate USEPA 9056A (mg/L)	144	5		30	1		98	25		92	20		80	10		69	10		58	10		51	10		50	2		52	5	
Dissolved Organic Carbon SM 9060A (mg/L)	<	1	U	2.8	1		1.9	1		1.7	1		2.1	1		1.7	1		1.8	1		1.8	1		<	1.8	U	1.8	1	
Alkalinity SM 2320B (mg/L)	295	1.25		305	1		260	5		260	20		240	2		250	8		240	8		240	8		220	5		220	5	
Methane RSK-175 (µg/L)	200	5		23	5	J	<	5	U	0.32	0.31		<	1.7	U	0.76	0.87	J	0.44	0.87	J	0.76	0.87	J	<	2	U	<	2	U
Carbon Dioxide SM 2320B (mg/L)[1]	131	1.25		136	0.4		120	2.2		110	0.22		106	0.88		110	0.88		100	0.88		100	0.1		97	0.4		97	1	

Notes:
Analysis methods listed are accurate for most current sampling event. Previous analysis methods may be different.

[1]Carbon dioxide calculated from alkalinity results. Values for 2003 and 2004 were modified to be consistent with previous years' results.

< = less than reporting limit
µg/L = micrograms per liter
ID = identification number
J = estimated
LOQ = limit of quantification
mg/L = milligrams per liter
Qual = qualifier
RL = reporting limit
RSK = Robert S. Kerr Environmental Research Laboratory
SM = Standard Method
U = nondetect
USEPA = United States Environmental Protection Agency

TABLE E.2.4-4
CORNHUSKER ARMY AMMUNITION PLANT
WELL NW021-NATURAL ATTENUATION PARAMETERS

FIELD ID	NW021			NW021			NW021			NW021			NW021		
COLLECT DATE	3/19/2002			3/21/2001			3/14/2000			3/25/1999			6/16/1998		
	Result	RL	Qual	Result	RL	Qual	Result	RL	Qual	Result	RL	Qual	Result	RL	Qual
NATURAL ATTENUATION PARAMETERS															
Ammonia USEPA 350.1 (mg/L)	4.6	0.4	J	<	0.1	U	<	0.1	U	<	0.1	U	<	0.1	U
Total Kjeldahl Nitrogen USEPA 351.2 (mg/L)	0.50	0.40		<	0.1	UJ	0.470	0.1	J	<	0.1	U	<	0.1	U
Nitrate/Nitrite USEPA 353.2 (mg/L)	2.81	0.10		2.12	0.5		0.575	1		1.44	1		2.54	4	J
Sulfide SM 9034 (mg/L)	1.1	1.0		<	1	U	<	1	U	<	1	U	<	1	U
Sulfate USEPA 9056A (mg/L)	45	5.0		49	5		48.1	2		52	2	J	46.1	2	
Dissolved Organic Carbon SM 9060A (mg/L)	2.7	1.0		<	5	U	6.50	5		<	5	UJ	3.9	5	J
Alkalinity SM 2320B (mg/L)	240	5.0		208	5		219	5		234	5		225	5	
Methane RSK-175 (µg/L)	<	2.0	U	<	1	U	<	1	U	<	1	U	<	1	U
Carbon Dioxide SM 2320B (mg/L)[1]	110	1.0	J	91.5	5		96.4	2.2		103	2.2		99.0	2.2	

Notes:
Analysis methods listed are accurate for most current sampling event. Previous analysis methods may be different.

[1]Carbon dioxide calculated from alkalinity results. Values for 2003 and 2004 were modified to be consistent with previous years' results.

< = less than reporting limit
µg/L = micrograms per liter
ID = identification number
J = estimated
LOQ = limit of quantification
mg/L = milligrams per liter
Qual = qualifier
RL = reporting limit
RSK = Robert S. Kerr Environmental Research Laboratory
SM = Standard Method
U = nondetect
USEPA = United States Environmental Protection Agency

TABLE E.2.4-5
CORNHUSKER ARMY AMMUNITION PLANT
WELL NW022-NATURAL ATTENUATION PARAMETERS

FIELD ID	NW022					NW022					NW022					NW022					NW022					NW022			NW022		
COLLECT DATE	5/16/2022					5/25/2021					6/15/2020					None					8/11/2015					8/14/2014			3/20/2013		
	Result	Qual	DL	LOD	LOQ	Result	Qual	DL	LOD	LOQ	Result	Qual	DL	LOD	LOQ	Result	DL	LOD	LOQ	Qual	Result	DL	LOD	LOQ	Qual	Result	LOQ	Qual	Result	RL	Qual
NATURAL ATTENUATION PARAMETERS																															
Ammonia USEPA 350.1 (mg/L)	1.1		0.029	0.05	0.1	1.4	J	0.022	0.05	0.1	1.4		0.022	0.05	0.1						0.033	0.022	0.050	0.10	J	0.061	0.1	J	0.77	0.25	
Total Kjeldahl Nitrogen USEPA 351.2 (mg/L)	1.3		0.69	0.8	1	1.4		0.69	1	1	1.7		0.69	1	1	**No Analysis in 2016, 2017, 2018,**					<	0.18	0.50	1.0	U	<	1	U	<	1	U
Nitrate/Nitrite USEPA 353.2 (mg/L)	0.062	J	0.044	0.05	0.1	<	UJ	0.019	0.05	0.1	<	U	0.019	0.05	0.1	**2019**					<	0.019	0.050	0.10	U	<	0.1	U	<	0.1	U
Sulfide SM 9034 (mg/L)	<	U	1.6	2	4	0.8	J	0.79	1.9	4	<	U	0.79	1.9	4						<	0.79	1.9	4.0	U	0.96	4	J	0.2	2	J
Sulfate USEPA 9056A (mg/L)	300		5.2	13	25	250		5.2	13	25	290		2.1	6	10						240	1.2	2.5	25		220	25		212	10	
Dissolved Organic Carbon SM 9060A (mg/L)	3.2		0.35	0.8	1	3.4	J	0.35	0.8	1	2.6		0.35	1	1						2.4	0.16	0.50	1.0		2.90	1		2.55	1	
Alkalinity SM 2320B (mg/L)	330		3.1	6.4	10	430		3.1	6.4	10	400		3.1	10	10						340	1.1	3.2	5.0		360	5		490	1.25	
Methane RSK-175 (µg/L)	190		0.63	1.3	5	430	J	0.63	2	5	440		0.63	2	5						370	0.22	0.80	5.0		320	5		140	4.9	
Carbon Dioxide SM 2320B (mg/L)[1]	147		3.1	6.4	10	191		3.1	6.4	10	178		3.1	10	10						151	1.1	3.2	5.0		160	5		218	10	

Notes:
Analysis methods listed are accurate for most current sampling event. Previous analysis methods may be different.

[1]Carbon dioxide calculated from alkalinity results. Values for 2003 and 2004 were modified to be consistent with previous years' results.

< = less than reporting limit
µg/L = micrograms per liter
ID = identification number
J = estimated
LOQ = limit of quantification
mg/L = milligrams per liter
Qual = qualifier
RL = reporting limit
RSK = Robert S. Kerr Environmental Research Laboratory
SM = Standard Method
U = nondetect
USEPA = United States Environmental Protection Agency

TABLE E.2.4-5
CORNHUSKER ARMY AMMUNITION PLANT
WELL NW022-NATURAL ATTENUATION PARAMETERS

FIELD ID	NW022			NW022			NW022			NW022			NW022			NW022			NW022			NW022			NW022			NW022		
COLLECT DATE	3/6/2012			3/8/2011			3/9/2010			3/10/2009			3/10/2008			3/9/2007			3/14/2006			3/14/2005			3/15/2004			3/17/2003		
	Result	RL	Qual	Result	RL	Qual	Result	RL	Qual	Result	RL	Qual	Result	RL	Qual	Result	RL	Qual	Result	RL	Qual	Result	RL	Qual	Result	RL	Qual	Result	RL	Qual
NATURAL ATTENUATION PARAMETERS																														
Ammonia USEPA 350.1 (mg/L)	<	0.25	UJ	<	0.25	UJ	0.024	0.1	J	<	0.05	U	0.26	0.05		<	0.05	U	<	0.05	U	<	0.05	U	<	0.2	U	<	0.2	U
Total Kjeldahl Nitrogen USEPA 351.2 (mg/L)	2.8	1		<	1	UJ	0.2	1	J	<	1	U	<	1	U	<	1	U	<	1	U	1.4	1		0.2	0.2		0.48	0.2	
Nitrate/Nitrite USEPA 353.2 (mg/L)	<	0.1	UJ	<	0.1	UJ	<	0.1	U	<	0.05	U	<	0.05	U	<	0.05	U	<	0.05	UJ	<	0.05	U	<	0.1	UJ	<	0.1	U
Sulfide SM 9034 (mg/L)	0.2	2	J	0.2	2	J	<	4	U	<	1	U	<	1	U	<	1	U	<	1	U	<	1	U	<	1	U	<	1	U
Sulfate USEPA 9056A (mg/L)	197	5		38	1		140	25		110	20		92	10		67	20		60	10		52	10		50	2		50	5	
Dissolved Organic Carbon SM 9060A (mg/L)	<	1	U	2.5	1		1.4	1		1.4	1		1.8	1		1.5	1		22	1		1.4	1		<	1.3	U	<	1.4	U
Alkalinity SM 2320B (mg/L)	305	1.25		345	1		300	5		260	20		260	2		270	8		240	8		250	8		240	5		230	5	
Methane RSK-175 (µg/L)	16	5		<	5	UJ	0.61	5	J	0.73	0.31		<	1.7	U	<	0.87	U	1.1	0.87		1.7	0.87		<	2	U	<	2	U
Carbon Dioxide SM 2320B (mg/L)[1]	136	1.25		153	0.4		130	2.2		120	0.22		114	0.88		120	0.88		110	0.88		110	0.1		106	0.2		101	1	

Notes:
Analysis methods listed are accurate for most current sampling event. Previous analysis methods may be different.

[1]Carbon dioxide calculated from alkalinity results. Values for 2003 and 2004 were modified to be consistent with previous years' results.

< = less than reporting limit
µg/L = micrograms per liter
ID = identification number
J = estimated
LOQ = limit of quantification
mg/L = milligrams per liter
Qual = qualifier
RL = reporting limit
RSK = Robert S. Kerr Environmental Research Laboratory
SM = Standard Method
U = nondetect
USEPA = United States Environmental Protection Agency

TABLE E.2.4-5
CORNHUSKER ARMY AMMUNITION PLANT
WELL NW022-NATURAL ATTENUATION PARAMETERS

FIELD ID	NW022			NW022			NW022			NW022			NW022		
COLLECT DATE	3/19/2002			3/21/2001			3/14/2000			3/25/1999			6/16/1998		
	Result	RL	Qual	Result	RL	Qual	Result	RL	Qual	Result	RL	Qual	Result	RL	Qual
NATURAL ATTENUATION PARAMETERS															
Ammonia USEPA 350.1 (mg/L)	<	0.4	U	<	0.1	U	<	0.1	U	<	0.1	U	<	0.1	U
Total Kjeldahl Nitrogen USEPA 351.2 (mg/L)	0.47	0.40		<	0.1	U	0.406	0.1		<	0.1	U	<	0.1	U
Nitrate/Nitrite USEPA 353.2 (mg/L)	<	0.10	U	<	0.5	U	<	1	U	<	1	U	<	1	U
Sulfide SM 9034 (mg/L)	1.2	1.0		<	1	U	<	1	U	<	1	U	<	1	U
Sulfate USEPA 9056A (mg/L)	50	1.0		46	5		41.6	2		44	2		37.8	2	
Dissolved Organic Carbon SM 9060A (mg/L)	2.1	1.0		<	5	U	5.90	5		11.4	5	J	3.0	5	J
Alkalinity SM 2320B (mg/L)	240	5.0		218	5		227	5		220	5		233	5	
Methane RSK-175 (µg/L)	<	2.0	U	<	1	U	0.64	1	J	<	1	U	<	1.32	U
Carbon Dioxide SM 2320B (mg/L)[1]	110	1.0		95.9	5		100	2.2		96.8	2.2		103	2.2	

Notes:
Analysis methods listed are accurate for most current sampling event. Previous analysis methods may be different.

[1]Carbon dioxide calculated from alkalinity results. Values for 2003 and 2004 were modified to be consistent with previous years' results.

< = less than reporting limit
µg/L = micrograms per liter
ID = identification number
J = estimated
LOQ = limit of quantification
mg/L = milligrams per liter
Qual = qualifier
RL = reporting limit
RSK = Robert S. Kerr Environmental Research Laboratory
SM = Standard Method
U = nondetect
USEPA = United States Environmental Protection Agency

TABLE E.2.4-6
CORNHUSKER ARMY AMMUNITION PLANT
WELL NW030-NATURAL ATTENUATION PARAMETERS

FIELD ID	NW030			NW030			NW030			NW030			NW030			NW030			NW030			NW030			NW030			NW030			NW030		
COLLECT DATE	None			None			3/20/2013			3/6/2012			3/8/2011			3/9/2010			3/10/2009			3/10/2008			3/19/2007			3/14/2006			3/14/2005		
	Result	RL	Qual	Result	RL	Qual	Result	RL	Qual	Result	RL	Qual	Result	RL	Qual	Result	RL	Qual	Result	RL	Qual	.	RL	Qual	Result	RL	Qual	Result	RL	Qual	Result	RL	Qual
NATURAL ATTENUATION PARAMETERS																																		
Ammonia USEPA 350.1 (mg/L)							0.207	0.25	J	<	0.25	UJ	<	0.25	UJ	0.027	0.1	J	<	0.05	U	0.12	0.05		<	0.05	U	<	0.05	U	<	0.05	U
Total Kjeldahl Nitrogen USEPA 351.2 (mg/L)	**Abandoned**			**Not Sampled**			<	1	U	<	1	U	<	1	U	<	1	U	<	1	U	<	1	U	<	1	U	<	1	U	1	1	
Nitrate/Nitrite USEPA 353.2 (mg/L)	**2017**			**in 2014, 2015, 2016,**			22.2	0.1		27	0.1		20	0.1		22	0.5		17	0.5		16	0.5		19	1		10	0.25		20	0.5	
Sulfide SM 9034 (mg/L)				**2017**			0.401	2	J	0.4	2	J	0.2	2	J	<	4	U	<	1	U	<	1	U	<	1	U	<	1	U	<	1	U
Sulfate USEPA 9056A (mg/L)							67.9	1		67	1		66	1		55	25		68	20		74	10		55	10		42	10		42	10	
Dissolved Organic Carbon SM 9060A (mg/L)							2.23	1		<	1	U	2.5	1		1.6	1		1.9	1		2.9	1		2	1		1.7	1		1.9	1	
Alkalinity SM 2320B (mg/L)							185	1.25		180	1.25		175	1		210	5		190	20		170	2		180	8		170	8		180	8	
Methane RSK-175 (µg/L)							2	4.9	J	<	5	U	<	5	UJ	<	5	U	0.28	0.31	J	<	1.7	U	<	0.87	U	<	0.87	U	<	0.87	U
Carbon Dioxide SM 2320B (mg/L)[1]							82	10		80	1.25		78	0.4		93	2.2		84	0.22		75	0.88		77	0.88		75	0.88		79	0.1	

Notes:
Analysis methods listed are accurate for most current sampling event. Previous analysis methods may be different.

[1]Carbon dioxide calculated from alkalinity results. Values for 2003 and 2004 were modified to be consistent with previous years' results.

< = less than reporting limit
µg/L = micrograms per liter
ID = identification number
J = estimated
LOQ = limit of quantification
mg/L = milligrams per liter
Qual = qualifier
RL = reporting limit
RSK = Robert S. Kerr Environmental Research Laboratory
SM = Standard Method
U = nondetect
USEPA = United States Environmental Protection Agency

TABLE E.2.4-6
CORNHUSKER ARMY AMMUNITION PLANT
WELL NW030-NATURAL ATTENUATION PARAMETERS

FIELD ID	NW030			NW030			NW030			NW030			NW030			NW030			NW030		
COLLECT DATE	3/12/2004			3/17/2003			3/19/2002			3/21/2001			3/14/2000			3/25/1999			6/14/1998		
	Result	RL	Qual	Result	RL	Qual	Result	RL	Qual	Result	RL	Qual	Result	RL	Qual	Result	RL	Qual	Result	RL	Qual
NATURAL ATTENUATION PARAMETERS																					
Ammonia USEPA 350.1 (mg/L)	<	0.2	U	<	0.2	U	1.4	0.40		<	0.1	U	<	0.1	U	<	0.1	U	1.3	0.1	
Total Kjeldahl Nitrogen USEPA 351.2 (mg/L)	1.1	0.2		<	0.33	U	0.55	0.40		<	0.1	U	0.112	0.1		<	0.1	U	1.24	0.1	
Nitrate/Nitrite USEPA 353.2 (mg/L)	16	1	J	17	0.5		16	1.0		15.6	0.5		12.7	1		12.3	2		9.81	1	
Sulfide SM 9034 (mg/L)	<	1	U	<	1	U	1.1	1.0		<	1	U	<	1	U	<	1	U	<	1	U
Sulfate USEPA 9056A (mg/L)	34	2		27	5		22	2.0		27.6	5		31.3	2		32.4	2		42.6	1	
Dissolved Organic Carbon SM 9060A (mg/L)	1.8	1		<	1.5	U	2.2	1.0		<	5	U	<	5	U	<	5	U	9.5	5	
Alkalinity SM 2320B (mg/L)	160	5		160	5		170	5.0		145	5		154	5		162	5		115	5	
Methane RSK-175 (µg/L)	<	2	U	<	2	U	<	2.0	U	<	1	U	<	1	U	<	1	U	274	10	
Carbon Dioxide SM 2320B (mg/L)[1]	70	0.4		70	1		75	1.0		63.8	5		67.8	2.2		71.3	2.2		50.6	2.2	

Notes:
Analysis methods listed are accurate for most current sampling event. Previous analysis methods may be different.

[1]Carbon dioxide calculated from alkalinity results. Values for 2003 and 2004 were modified to be consistent with previous years' results.

< = less than reporting limit
µg/L = micrograms per liter
ID = identification number
J = estimated
LOQ = limit of quantification
mg/L = milligrams per liter
Qual = qualifier
RL = reporting limit
RSK = Robert S. Kerr Environmental Research Laboratory
SM = Standard Method
U = nondetect
USEPA = United States Environmental Protection Agency

TABLE E.2.4-7
CORNHUSKER ARMY AMMUNITION PLANT
WELL NW031-NATURAL ATTENUATION PARAMETERS

FIELD ID	NW031			NW031			NW031			NW031			NW031			NW031			NW031			NW031			NW031			NW031			NW031		
COLLECT DATE	None			None			3/20/2013			3/6/2012			3/8/2011			3/9/2010			3/10/2009			3/10/2008			3/12/2007			3/14/2006			3/14/2005		
	Result	RL	Qual	Result	RL	Qual	Result	RL	Qual	Result	RL	Qual	Result	RL	Qual	Result	RL	Qual	Result	RL	Qual	Result	RL	Qual	Result	RL	Qual	Result	RL	Qual	Result	RL	Qual
NATURAL ATTENUATION PARAMETERS																																	
Ammonia USEPA 350.1 (mg/L)							0.466	0.25		<	0.25	U	<	0.25	UJ	0.026	0.1	J	<	0.05	U	0.18	0.05		<	0.05	U	<	0.05	U	<	0.05	U
Total Kjeldahl Nitrogen USEPA 351.2 (mg/L)	**Abandoned**			**Not Sampled**			1.16	1		<	1	UJ	<	1	UJ	0.27	1	J	<	1	U	<	1	U	<	1	U	<	1	U	1.2	1	
Nitrate/Nitrite USEPA 353.2 (mg/L)	**2017**			**in 2014, 2015, 2016,**			0.819	0.1		0.192	0.1		0.567	0.1		0.44	0.1		0.26	0.05		3.8	0.5		0.17	0.05	J	0.14	0.05		<	0.05	U
Sulfide SM 9034 (mg/L)				**2017**			0.2	2	J	1.2	2	J	0.2	2	J	<	4	U	<	1	U	<	1	U	<	1	U	<	1	U	<	1	U
Sulfate USEPA 9056A (mg/L)							237	10		240	10		252	10		210	25		210	20		190	20		150	20		130	10		110	10	
Dissolved Organic Carbon SM 9060A (mg/L)							2.44	1		2.9	1		2.7	1		1.9	1		2.9	1		2.9	1		2.1	1		2.2	1		2	1	
Alkalinity SM 2320B (mg/L)							287	1.25		340	1.25		335	1		320	5		310	20		300	2		330	8		280	8		290	8	
Methane RSK-175 (µg/L)							2	4.9	J	0.78	5	J	<	5	UJ	1.3	5	J	1.3	0.31		0.9	1.7	J	1.2	0.87		0.73	0.87	J	0.67	0.87	J
Carbon Dioxide SM 2320B (mg/L)[1]							128	10		151	1.25		149	0.4		140	2.2		140	0.22		132	0.88		140	0.88		120	0.88		130	0.1	

Notes:
Analysis methods listed are accurate for most current sampling event. Previous analysis methods may be different.

[1]Carbon dioxide calculated from alkalinity results. Values for 2003 and 2004 were modified to be consistent with previous years' results.

< = less than reporting limit
µg/L = micrograms per liter
ID = identification number
J = estimated
LOQ = limit of quantification
mg/L = milligrams per liter
Qual = qualifier
RL = reporting limit
RSK = Robert S. Kerr Environmental Research Laboratory
SM = Standard Method
U = nondetect
USEPA = United States Environmental Protection Agency

TABLE E.2.4-7
CORNHUSKER ARMY AMMUNITION PLANT
WELL NW031-NATURAL ATTENUATION PARAMETERS

FIELD ID	NW031			NW031			NW031			NW031			NW031			NW031			NW031			NW031		
COLLECT DATE	3/12/2004			3/17/2003			3/19/2002			3/21/2001			3/14/2000			3/25/1999			6/14/1998					
	Result	RL	Qual	Result	RL	Qual	Result	RL	Qual	Result	RL	Qual	Result	RL	Qual	Result	RL	Qual	Result	RL	Qual			
NATURAL ATTENUATION PARAMETERS																								
Ammonia USEPA 350.1 (mg/L)	0.14	0.2	J	0.17	0.2	J	<	0.40	U	<	0.1	U	<	0.1	U	<	0.1	U	<	0.1	U			
Total Kjeldahl Nitrogen USEPA 351.2 (mg/L)	<	0.27	U	0.28	0.2		0.51	0.40		0.125	0.1		0.198	0.1		<	0.1	U	0.17	0.1				
Nitrate/Nitrite USEPA 353.2 (mg/L)	0.38	0.1	J	0.49	0.1		0.18	0.10		<	0.5	U	<	1	U	<	1	U	0.17	1	J			
Sulfide SM 9034 (mg/L)	<	1	U	<	1	U	1.1	1.0		<	1	U	<	1	U	<	1	U	<	1	U			
Sulfate USEPA 9056A (mg/L)	93	2		92	5		78	5.0		67.3	5		57.0	2		55.3	2		48.7	1				
Dissolved Organic Carbon SM 9060A (mg/L)	2.1	1		1.9	1		2.6	1.0		<	5	U	<	5	U	<	5	U	5.3	5				
Alkalinity SM 2320B (mg/L)	270	5		280	5		280	5.0		240	5		255	5		294	5		278	5				
Methane RSK-175 (µg/L)	<	2	U	<	2	U	<	2.0	U	<	1	U	0.43	1	J	<	1	U	<	1	U			
Carbon Dioxide SM 2320B (mg/L)[1]	119	0.1		123	1		120	1.0		106	5		112	2.2		129	2.2		122	2.2				

Notes:
Analysis methods listed are accurate for most current sampling event. Previous analysis methods may be different.

[1]Carbon dioxide calculated from alkalinity results. Values for 2003 and 2004 were modified to be consistent with previous years' results.

< = less than reporting limit
µg/L = micrograms per liter
ID = identification number
J = estimated
LOQ = limit of quantification
mg/L = milligrams per liter
Qual = qualifier
RL = reporting limit
RSK = Robert S. Kerr Environmental Research Laboratory
SM = Standard Method
U = nondetect
USEPA = United States Environmental Protection Agency

TABLE E.2.4-8
CORNHUSKER ARMY AMMUNITION PLANT
WELL NW032-NATURAL ATTENUATION PARAMETERS

FIELD ID	NW032			NW032			NW032			NW032			NW032			NW032			NW032			NW032			NW032			NW032			NW032		
COLLECT DATE	None			None			3/20/2013			3/6/2012			3/8/2011			3/9/2010			3/10/2009			3/10/2008			3/12/2007			3/14/2006			3/14/2005		
	Result	RL	Qual	Result	RL	Qual	Result	RL	Qual	Result	RL	Qual	Result	RL	Qual	Result	RL	Qual	Result	RL	Qual	Result	RL	Qual	Result	RL	Qual	Result	RL	Qual	Result	RL	Qual
NATURAL ATTENUATION PARAMETERS																																	
Ammonia USEPA 350.1 (mg/L)							0.29	0.25		<	0.25	UJ	<	0.25	UJ	0.083	0.1	J	<	0.05	U	0.25	0.05		0.33	0.05		<	0.05	U	<	0.05	U
Total Kjeldahl Nitrogen USEPA 351.2 (mg/L)	**Abandoned**			**Not Sampled**			1.06	1		<	1	U	<	1	UJ	0.19	1	J	<	1	U	1.1	1		<	1	U	<	1	U	1.2	1	
Nitrate/Nitrite USEPA 353.2 (mg/L)	**2017**			**in 2014, 2015, 2016,**			<	0.1	U	<	0.1	U	<	0.1	UJ	<	0.1	U	<	0.05	U	<	0.05	U	<	0.05	U	<	0.05	U	<	0.05	U
Sulfide SM 9034 (mg/L)				**2017**			<	2	U	0.2	2	J	0.2	2	J	<	4	U	<	1	U	<	1	U	<	1	U	<	1	U	<	1	U
Sulfate USEPA 9056A (mg/L)							249	10		243	10		248	10		200	25		160	20		200	10		140	20		130	10		93	10	
Dissolved Organic Carbon SM 9060A (mg/L)							2.27	1		<	1	U	2.6	1		1.8	1		2.8	1		2.6	1		1.8	1		1.9	1		1.7	1	
Alkalinity SM 2320B (mg/L)							292	1.25		310	1.25		345	1		300	5		270	20		300	2		300	8		280	8		280	8	
Methane RSK-175 (µg/L)							3	4.9	J	0.91	5	J	<	5	UJ	2.1	5	J	1.4	0.31		1	1.7	J	1.8	0.87		1.4	0.87		0.94	0.87	
Carbon Dioxide SM 2320B (mg/L)[1]							130	10		138	1.25		153	0.4		130	2.2		120	0.22		132	0.88		130	0.88		120	0.88		120	0.1	

Notes:
Analysis methods listed are accurate for most current sampling event. Previous analysis methods may be different.

[1]Carbon dioxide calculated from alkalinity results. Values for 2003 and 2004 were modified to be consistent with previous years' results.

< = less than reporting limit
µg/L = micrograms per liter
ID = identification number
J = estimated
LOQ = limit of quantification
mg/L = milligrams per liter
Qual = qualifier
RL = reporting limit
RSK = Robert S. Kerr Environmental Research Laboratory
SM = Standard Method
U = nondetect
USEPA = United States Environmental Protection Agency

TABLE E.2.4-8
CORNHUSKER ARMY AMMUNITION PLANT
WELL NW032-NATURAL ATTENUATION PARAMETERS

FIELD ID	NW032			NW032			NW032			NW032			NW032			NW032			NW032		
COLLECT DATE	3/12/2004			3/17/2003			3/18/2002			3/21/2001			3/14/2000			3/25/1999			6/14/1998		
	Result	RL	Qual	Result	RL	Qual	Result	RL	Qual	Result	RL	Qual	Result	RL	Qual	Result	RL	Qual	Result	RL	Qual
NATURAL ATTENUATION PARAMETERS																					
Ammonia USEPA 350.1 (mg/L)	0.14	0.2	J	<	0.2	U	<	0.40	U	<	0.1	U	<	0.1	U	<	0.1	U	0.052	0.1	
Total Kjeldahl Nitrogen USEPA 351.2 (mg/L)	<	0.32	U	0.23	0.2		0.42	0.40		0.15	0.1		0.294	0.1		<	0.1	U	0.31	0.1	
Nitrate/Nitrite USEPA 353.2 (mg/L)	0.096	0.1	J	<	0.1	U	<	0.10	U	<	0.5	U	<	1	U	<	1	U	<	1	U
Sulfide SM 9034 (mg/L)	<	1	U	<	1.00	U	0.80	1.0	J	<	1	U	<	1	U	<	1	U	<	1	U
Sulfate USEPA 9056A (mg/L)	85	2		74	5		67	5.0		70.4	5		60.4	2		63.6	2		56.9	1	
Dissolved Organic Carbon SM 9060A (mg/L)	1.8	1		<	1.5	U	2.6	1.0		<	5	U	<	5	U	<	5	U	5.9	5	
Alkalinity SM 2320B (mg/L)	260	5		260	5		280	5.0		260	5		265	5		256	5		257	5	
Methane RSK-175 (µg/L)	<	2	U	<	2	U	<	2.0	U	<	1	U	0.88	1	J	<	1.37	U	<	1.4	U
Carbon Dioxide SM 2320B (mg/L)[1]	114	0.1		114	1		120	1.0		114	5		117	2.2		113	2.2		113	2.2	

Notes:
Analysis methods listed are accurate for most current sampling event. Previous analysis methods may be different.

[1]Carbon dioxide calculated from alkalinity results. Values for 2003 and 2004 were modified to be consistent with previous years' results.

< = less than reporting limit
µg/L = micrograms per liter
ID = identification number
J = estimated
LOQ = limit of quantification
mg/L = milligrams per liter
Qual = qualifier
RL = reporting limit
RSK = Robert S. Kerr Environmental Research Laboratory
SM = Standard Method
U = nondetect
USEPA = United States Environmental Protection Agency

TABLE E.2.4-9
CORNHUSKER ARMY AMMUNITION PLANT
WELL NW040-NATURAL ATTENUATION PARAMETERS

FIELD ID	NW040			NW040			NW040			NW040			NW040			NW040			NW040			NW040			NW040			NW040			NW040		
COLLECT DATE	None			None			None			None			None			3/14/2003			3/14/2002			3/13/2001			3/14/2000			3/23/1999			6/14/1998		
	Result	RL	Qual	Result	RL	Qual	Result	RL	Qual	Result	RL	Qual	Result	RL	Qual	Result	RL	Qual	Result	RL	Qual	Result	RL	Qual	Result	RL	Qual	Result	RL	Qual	Result	RL	Qual
NATURAL ATTENUATION PARAMETERS																																	
Ammonia USEPA 350.1 (mg/L)																0.24	0.2		<	0.20	U	<	0.1	U	<	0.1	U	<	0.1	U	0.039	0.1	J
Total Kjeldahl Nitrogen USEPA 351.2 (mg/L)	**Abandoned**			**No 2007 Sample**			**No 2006 Sample**			**No 2005 Sample**			**No 2004 Sample**			2.1	0.2		0.28	0.20		0.413	0.1		0.278	0.1		<	0.1	U	<	0.1	U
Nitrate/Nitrite USEPA 353.2 (mg/L)	**2008**						**Well Dry**			**Well Dry**			**Well Dry**			14	0.5	J	20	1.0		24.6	1		38.1	10		20.3	2		8.69	1	
Sulfide SM 9034 (mg/L)																1.9	1		1.1	1.0		<	1	U	<	1	U	<	1	U	<	1	U
Sulfate USEPA 9056A (mg/L)																21	5		30	2.0		32.5	5		37.4	2		27	2		15.9	1	
Dissolved Organic Carbon SM 9060A (mg/L)																9.3	1.0		2.8	1.0		<	5	U	6.80	5		11.6	5		5.6	5	
Alkalinity SM 2320B (mg/L)																42	5		22	5.0		32.3	5		40.3	5		35	5		32.1	5	
Methane RSK-175 (µg/L)																<	2	U	<	2.0	U	<	1	U	<	1	U	<	1.23	U	1.23	1	
Carbon Dioxide SM 2320B (mg/L)[1]																18	1		9.7	1.0		14.2	5		17.7	2.2		15.4	2.2		14.1	2.2	

Notes:
Analysis methods listed are accurate for most current sampling event. Previous analysis methods may be different.

[1]Carbon dioxide calculated from alkalinity results. Values for 2003 and 2004 were modified to be consistent with previous years' results.

< = less than reporting limit
µg/L = micrograms per liter
ID = identification number
J = estimated
LOQ = limit of quantification
mg/L = milligrams per liter
Qual = qualifier
RL = reporting limit
RSK = Robert S. Kerr Environmental Research Laboratory
SM = Standard Method
U = nondetect
USEPA = United States Environmental Protection Agency

TABLE E.2.4-10
CORNHUSKER ARMY AMMUNITION PLANT
WELL NW041-NATURAL ATTENUATION PARAMETERS

FIELD ID	NW041			NW041			NW041			NW041			NW041			NW041			NW041			NW041			NW041			NW041			NW041		
COLLECT DATE	None			None			3/13/2006			3/11/2005			3/12/2004			3/14/2003			3/14/2002			3/13/2001			3/14/2000			3/23/1999			6/14/1998		
	Result	RL	Qual	Result	RL	Qual	Result	RL	Qual	Result	RL	Qual	Result	RL	Qual	Result	RL	Qual	Result	RL	Qual	Result	RL	Qual	Result	RL	Qual	Result	RL	Qual	Result	RL	Qual
NATURAL ATTENUATION PARAMETERS																																	
Ammonia USEPA 350.1 (mg/L)							0.081	0.05		<	0.05	U	0.14	0.2	J	<	0.2	U	<	0.20	U	<	0.1	U	<	0.1	U	<	0.1	U	<	0.1	U
Total Kjeldahl Nitrogen USEPA 351.2 (mg/L)	**Abandoned**			**No 2007 Sample**			<	1	U	<	1	U	1.5	0.2		0.41	0.20		0.41	0.20		<	0.1	U	0.100	0.1		<	0.1	U	<	0.1	U
Nitrate/Nitrite USEPA 353.2 (mg/L)	**2008**						25	1		10	0.25		15	1	J	10	0.5	J	15	0.50		9.09	0.5		5.76	1		12.8	2		6.15	1	
Sulfide SM 9034 (mg/L)							<	1	U	<	1	U	<	1	U	2.2	1		1.6	1.0		<	1	U	<	1	U	<	1	U	<	1	U
Sulfate USEPA 9056A (mg/L)							63	10		45	10		54	2		48	5		50	1.0		44.2	5		41.2	2		40	2		36.8	1	
Dissolved Organic Carbon SM 9060A (mg/L)							3.5	1		1.6	1		2.8	1		<	1.6	U	2.8	1.0		<	5	U	<	5	U	7.20	5		5.2	5	
Alkalinity SM 2320B (mg/L)							140	8		150	8		150	5		170	5		170	5.0		157	5		169	5		168	5		166	5	
Methane RSK-175 (µg/L)							<	0.87	U	<	0.87	U	<	2	U	<	2	U	<	2.0	U	<	1	U	<	1	U	<	1	U	<	1	U
Carbon Dioxide SM 2320B (mg/L)[1]							60	0.88		66	0.1		66	0.3		75	1		75	1.0		69.1	5		74.4	2.2		73.9	2.2		73.0	2.2	

Notes:
Analysis methods listed are accurate for most current sampling event. Previous analysis methods may be different.

[1]Carbon dioxide calculated from alkalinity results. Values for 2003 and 2004 were modified to be consistent with previous years' results.

< = less than reporting limit
µg/L = micrograms per liter
ID = identification number
J = estimated
LOQ = limit of quantification
mg/L = milligrams per liter
Qual = qualifier
RL = reporting limit
RSK = Robert S. Kerr Environmental Research Laboratory
SM = Standard Method
U = nondetect
USEPA = United States Environmental Protection Agency

TABLE E.2.4-11
CORNHUSKER ARMY AMMUNITION PLANT
WELL NW050-NATURAL ATTENUATION PARAMETERS

FIELD ID	NW050					NW050					NW050			NW050			NW050			NW050			NW050			NW050			NW050			NW050		
COLLECT DATE	None					6/10/2020					None			3/7/2013			3/1/2012			3/7/2011			3/11/2010			3/5/2009			3/11/2008					
	Result	Qual	DL	LOD	LOQ	Result	Qual	DL	LOD	LOQ	Result	RL	Qual	Result	RL	Qual	Result	RL	Qual	Result	RL	Qual	Result	RL	Qual	Result	RL	Qual	Result	RL	Qual			
NATURAL ATTENUATION PARAMETERS																																		
Ammonia USEPA 350.1 (mg/L)						0.98		0.022	0.05	0.1				1.93	0.25		<	0.25	UJ	<	0.25	UJ	0.078	0.1	J	<	0.05	U	0.19	0.05				
Total Kjeldahl Nitrogen USEPA 351.2 (mg/L)			**Not Sampled**			<	U	0.69	1	1	**Not Sampled**			0.136	1	J	<	1	U	<	1	U	<	1	U	<	1	U	<	1	U			
Nitrate/Nitrite USEPA 353.2 (mg/L)			**in 2021**			78		0.48	1.3	2.5	**in 2014, 2015, 2016,**			2	0.1		38	0.1		40	0.1		37	0.5		24	0.5		61	2.5				
Sulfide SM 9034 (mg/L)						<	U	0.79	1.9	4	**2017, 2018, 2019**			<	2	U	0.2	2	J	0.2	2	J	<	4	U	<	1	U	<	1	U			
Sulfate USEPA 9056A (mg/L)						200		5.2	15	25				48	1		43	1		44	1		50	25		67	20		120	10				
Dissolved Organic Carbon SM 9060A (mg/L)						6.5		0.35	1	1				5.8	1		3.2	1		3.4	1		2.5	1		3.5	1		4.3	1				
Alkalinity SM 2320B (mg/L)						220		3.1	10	10				102	1.25		128	1.25		195	1		270	5		380	8		310	2				
Methane RSK-175 (µg/L)						<	U	0.63	2	5				<	5	U	<	5	UJ	<	5	UJ	<	5	U	<	0.31	U	<	1.7	U			
Carbon Dioxide SM 2320B (mg/L)[1]						98		3.1	10	10				45	10		57	1.25		87	0.4		120	2.2		170	0.22		136	0.88				

Notes:
Analysis methods listed are accurate for most current sampling event. Previous analysis methods may be different.

[1]Carbon dioxide calculated from alkalinity results. Values for 2003 and 2004 were modified to be consistent with previous years' results.

< = less than reporting limit
µg/L = micrograms per liter
ID = identification number
J = estimated
LOQ = limit of quantification
mg/L = milligrams per liter
Qual = qualifier
RL = reporting limit
RSK = Robert S. Kerr Environmental Research Laboratory
SM = Standard Method
U = nondetect
USEPA = United States Environmental Protection Agency

TABLE E.2.4-11
CORNHUSKER ARMY AMMUNITION PLANT
WELL NW050-NATURAL ATTENUATION PARAMETERS

FIELD ID	NW050			NW050			NW050			NW050			NW050			NW050			NW050			NW050			NW050			NW050		
COLLECT DATE	3/9/2007			3/13/2006			3/11/2005			3/11/2004			3/17/2003			3/18/2002			3/20/2001			3/14/2000			3/23/1999			6/16/1998		
	Result	RL	Qual	Result	RL	Qual	Result	RL	Qual	Result	RL	Qual	Result	RL	Qual	Result	RL	Qual	Result	RL	Qual	Result	RL	Qual	Result	RL	Qual	Result	RL	Qual
NATURAL ATTENUATION PARAMETERS																														
Ammonia USEPA 350.1 (mg/L)	<	0.05	U	0.22	0.05		<	0.05	U	0.35	0.2		<	0.27	U	<	0.24	U	<	0.1	U	<	0.1	U	<	0.1	U	<	0.1	U
Total Kjeldahl Nitrogen USEPA 351.2 (mg/L)	<	1	U	<	1	U	<	1	U	2.8	0.2		<	0.2	U	1.0	0.40		0.238	0.1		0.159	0.1		<	0.1	U	<	0.1	U
Nitrate/Nitrite USEPA 353.2 (mg/L)	82	2.5		16	0.5		96	2.5		81	5	J	110	5		72	2.0		69.6	0.5		70.4	10		94.5	10		98.2	10	
Sulfide SM 9034 (mg/L)	<	1	U	<	1	U	<	1	U	<	1	U	<	1	U	<	1.0	U	<	1	U	<	1	U	<	1	U	<	1	U
Sulfate USEPA 9056A (mg/L)	99	20		54	10		93	10		100	10		95	5		120	4.0		105	5		98.2	2		85.6	2		82.8	2	
Dissolved Organic Carbon SM 9060A (mg/L)	3.5	1		3.5	1		5.4	1		7.5	1		4.6	1.0		6.3	1.0		6.30	5		5.20	5		12.2	5		8.7	5	
Alkalinity SM 2320B (mg/L)	170	8		120	8		90	8		100	5		82	5		190	5.0		156	5		162	5		142	5		137	5	
Methane RSK-175 (µg/L)	0.84	0.87	J	<	0.87	U	<	0.87	U	<	2	U	<	2	U	<	2.0	U	<	1	U	<	1	U	<	1	U	<	1	U
Carbon Dioxide SM 2320B (mg/L)[1]	74	0.88		53	0.88		40	0.1		44	0.5		36	1		84	1.0		68.6	5		71.3	2.2		62.5	2.2		60.3	2.2	

Notes:
Analysis methods listed are accurate for most current sampling event. Previous analysis methods may be different.

[1]Carbon dioxide calculated from alkalinity results. Values for 2003 and 2004 were modified to be consistent with previous years' results.

< = less than reporting limit
µg/L = micrograms per liter
ID = identification number
J = estimated
LOQ = limit of quantification
mg/L = milligrams per liter
Qual = qualifier
RL = reporting limit
RSK = Robert S. Kerr Environmental Research Laboratory
SM = Standard Method
U = nondetect
USEPA = United States Environmental Protection Agency

TABLE E.2.4-12
CORNHUSKER ARMY AMMUNITION PLANT
WELL NW051-NATURAL ATTENUATION PARAMETERS

FIELD ID	NW051					NW051					NW051			NW051			NW051			NW051			NW051			NW051			NW051			NW051		
COLLECT DATE	None					6/10/2020					None			3/7/2013			3/1/2012			3/7/2011			3/11/2010			3/5/2009			3/11/2008		
	Result	Qual	DL	LOD	LOQ	Result	Qual	DL	LOD	LOQ	Result	RL	Qual	Result	RL	Qual	Result	RL	Qual	Result	RL	Qual	Result	RL	Qual	Result	RL	Qual	Result	RL	Qual
NATURAL ATTENUATION PARAMETERS																															
Ammonia USEPA 350.1 (mg/L)						<	U	0.022	0.05	0.1				1.3	0.25		<	0.25	UJ	<	0.25	UJ	0.1	0.1		<	0.05	U	0.24	0.05	
Total Kjeldahl Nitrogen USEPA 351.2 (mg/L)		**Not Sampled**				<	U	0.69	1	1	**Not Sampled**			1.48	1		1.9	1		1.3	1		<	1	U	<	1	U	<	1	U
Nitrate/Nitrite USEPA 353.2 (mg/L)		**in 2021**				24		0.095	0.25	0.5	**in 2014, 2015, 2016,**			1.46	0.1		23	0.1		15	0.1		24	0.5		35	1		28	1	
Sulfide SM 9034 (mg/L)						<	U	0.79	1.9	4	**2017, 2018, 2019**			<	2	U	0.6	2	J	0.2	2	J	<	4	U	<	1	U	<	1	U
Sulfate USEPA 9056A (mg/L)						190		1	3	5				144	10		123	5		133	5		140	25		110	20		130	10	
Dissolved Organic Carbon SM 9060A (mg/L)						9.2		0.35	1	1				10.1	1		6.8	1		8.6	1		9.8	1		8.2	1		12	1	
Alkalinity SM 2320B (mg/L)						330		3.1	10	10				320	1.25		308	1.25		305	1		320	5		280	8		310	2	
Methane RSK-175 (µg/L)						2	J	0.63	2	5				<	5	U	<	5	U	<	5	UJ	<	5	U	<	0.31	U	<	1.7	U
Carbon Dioxide SM 2320B (mg/L)[1]						147		3.1	10	10				142	10		137	1.25		136	0.4		140	2.2		130	0.22		136	0.88	

Notes:
Analysis methods listed are accurate for most current sampling event. Previous analysis methods may be different.

[1]Carbon dioxide calculated from alkalinity results. Values for 2003 and 2004 were modified to be consistent with previous years' results.

< = less than reporting limit
µg/L = micrograms per liter
ID = identification number
J = estimated
LOQ = limit of quantification
mg/L = milligrams per liter
Qual = qualifier
RL = reporting limit
RSK = Robert S. Kerr Environmental Research Laboratory
SM = Standard Method
U = nondetect
USEPA = United States Environmental Protection Agency

TABLE E.2.4-12
CORNHUSKER ARMY AMMUNITION PLANT
WELL NW051-NATURAL ATTENUATION PARAMETERS

FIELD ID	NW051			NW051			NW051			NW051			NW051			NW051			NW051			NW051			NW051			NW051		
COLLECT DATE	3/9/2007			3/13/2006			3/11/2005			3/12/2004			3/17/2003			3/18/2002			3/20/2001			3/14/2000			3/23/1999			6/16/1998		
	Result	RL	Qual	Result	RL	Qual	Result	RL	Qual	Result	RL	Qual	Result	RL	Qual	Result	RL	Qual	Result	RL	Qual	Result	RL	Qual	Result	RL	Qual	Result	RL	Qual
NATURAL ATTENUATION PARAMETERS																														
Ammonia USEPA 350.1 (mg/L)	<	0.05	U	0.13	0.05		<	0.05	U	0.35	0.2		0.19	0.2	J	<	0.40	U	<	0.1	U	<	0.1	U	<	0.1	U	0.035	0.1	J
Total Kjeldahl Nitrogen USEPA 351.2 (mg/L)	<	1	U	<	1	U	<	1	U	1.8	0.2		0.53	0.2		1.6	0.40		<	0.1	UJ	0.132	0.1		<	0.1	U	<	0.1	U
Nitrate/Nitrite USEPA 353.2 (mg/L)	23	1		9.1	0.5		12	0.5		33	1	J	19	0.5		32	1.0		22.3	0.5		32.2	2		28.8	2		30.5	4	
Sulfide SM 9034 (mg/L)	<	1	U	<	1	U	<	1	U	<	1	U	<	1	U	1	1.0		<	1	U	<	1	U	<	1	U	<	1	U
Sulfate USEPA 9056A (mg/L)	90	20		77	10		86	10		92	2		77	5		110	5.0		130	5		90.3	2		116	5		93.9	2	
Dissolved Organic Carbon SM 9060A (mg/L)	9.8	1		8.3	1		9.3	1		10	1		7.0	1.0		7.7	1.0		6.40	5		5.00	5		8.20	5		8.1	5	
Alkalinity SM 2320B (mg/L)	320	8		290	8		280	8		240	5		250	5		250	5.0		238	5		237	5		232	5		222	5	
Methane RSK-175 (µg/L)	<	0.87	U	1.4	0.87		<	0.87	U	<	2	U	<	2	U	<	2.0	U	<	1	U	<	1	U	<	1	U	<	1	U
Carbon Dioxide SM 2320B (mg/L)[1]	140	0.88		130	0.88		120	0.1		106	0.6		110	1		110	1.0		105	5		104	2.2		102	2.2		97.7	2.2	

Notes:
Analysis methods listed are accurate for most current sampling event. Previous analysis methods may be different.

[1]Carbon dioxide calculated from alkalinity results. Values for 2003 and 2004 were modified to be consistent with previous years' results.

< = less than reporting limit
µg/L = micrograms per liter
ID = identification number
J = estimated
LOQ = limit of quantification
mg/L = milligrams per liter
Qual = qualifier
RL = reporting limit
RSK = Robert S. Kerr Environmental Research Laboratory
SM = Standard Method
U = nondetect
USEPA = United States Environmental Protection Agency

TABLE E.2.4-13
CORNHUSKER ARMY AMMUNITION PLANT
WELL NW052-NATURAL ATTENUATION PARAMETERS

FIELD ID	NW052					NW052					NW052			NW052			NW052			NW052			NW052			NW052			NW052			NW052		
COLLECT DATE	None					6/10/2020					None			3/7/2013			3/1/2012			3/7/2011			3/11/2010			3/5/2009			3/11/2008					
	Result	Qual	DL	LOD	LOQ	Result	Qual	DL	LOD	LOQ	Result	RL	Qual	Result	RL	Qual	Result	RL	Qual	Result	RL	Qual	Result	RL	Qual	Result	RL	Qual	Result	RL	Qual			
NATURAL ATTENUATION PARAMETERS																																		
Ammonia USEPA 350.1 (mg/L)						0.031	J	0.022	0.05	0.1				1.93	0.25		<	0.25	UJ	<	0.25	U	0.1	0.1		0.071	0.05		0.095	0.05				
Total Kjeldahl Nitrogen USEPA 351.2 (mg/L)			**Not Sampled**			1		0.69	1	1	**Not Sampled**			0.136	1	J	3.0	1		1.5	1		1.6	1		2	1		1.9	1				
Nitrate/Nitrite USEPA 353.2 (mg/L)			**in 2021**			0.052	J	0.019	0.05	0.1	**in 2014, 2015, 2016,**			1.79	0.1		<	0.1	U	<	0.1	UJ	<	0.1	U	<	0.05	U	<	0.05	U			
Sulfide SM 9034 (mg/L)						<	U	0.79	1.9	4	**2017, 2018, 2019**			<	2	U	0.4	2	J	0.4	2	J	<	4	U	<	1	U	<	1	U			
Sulfate USEPA 9056A (mg/L)						140		5.2	15	25				48.2	1		117	5		146	5		64	25		40	20		39	10				
Dissolved Organic Carbon SM 9060A (mg/L)						6.6		0.35	1	1				5.8	1		8.2	1		12	1		13	1		11	1		13	1				
Alkalinity SM 2320B (mg/L)						320		3.1	10	10				102	1.25		328	1.25		435	1		430	5		470	8		400	2				
Methane RSK-175 (µg/L)						450		0.63	2	5				<	5	U	12	5		15	5		110	5		160	0.31		190	1.7				
Carbon Dioxide SM 2320B (mg/L)[1]						142		3.1	10	10				45	10		146	1.25		193	0.4		190	2.2		210	0.22		176	0.88				

Notes:
Analysis methods listed are accurate for most current sampling event. Previous analysis methods may be different.

[1]Carbon dioxide calculated from alkalinity results. Values for 2003 and 2004 were modified to be consistent with previous years' results.

< = less than reporting limit
µg/L = micrograms per liter
ID = identification number
J = estimated
LOQ = limit of quantification
mg/L = milligrams per liter
Qual = qualifier
RL = reporting limit
RSK = Robert S. Kerr Environmental Research Laboratory
SM = Standard Method
U = nondetect
USEPA = United States Environmental Protection Agency

TABLE E.2.4-13
CORNHUSKER ARMY AMMUNITION PLANT
WELL NW052-NATURAL ATTENUATION PARAMETERS

FIELD ID	NW052			NW052			NW052			NW052			NW052			NW052			NW052			NW052			NW052			NW052		
COLLECT DATE	3/9/2007			3/13/2006			3/11/2005			3/11/2004			3/17/2003			3/18/2002			3/20/2001			3/14/2000			3/23/1999			6/16/1998		
	Result	RL	Qual	Result	RL	Qual	Result	RL	Qual	Result	RL	Qual	Result	RL	Qual	Result	RL	Qual	Result	RL	Qual	Result	RL	Qual	Result	RL	Qual	Result	RL	Qual
NATURAL ATTENUATION PARAMETERS																														
Ammonia USEPA 350.1 (mg/L)	0.084	0.05		<	0.05	U	0.05	0.05		0.26	0.2		<	0.2	U	<	0.20	U	<	0.1	U	<	0.1	U	<	0.1	U	<	0.1	U
Total Kjeldahl Nitrogen USEPA 351.2 (mg/L)	1.5	1		1.8	1		1.9	1		<	0.55	U	0.66	0.2		0.67	0.40		0.513	0.1		0.895	0.1		<	0.1	U	0.225	0.1	
Nitrate/Nitrite USEPA 353.2 (mg/L)	<	0.05	U	<	0.05	U	<	0.05	U	<	0.1	UJ	<	0.1	U	0.384	0.10		<	0.5	U	<	1	U	<	1	U	<	1	U
Sulfide SM 9034 (mg/L)	6	1		<	1	U	<	1	U	<	1	U	<	1	U	<	1.0	U	<	1	U	<	1	U	<	1	U	<	1	U
Sulfate USEPA 9056A (mg/L)	35	20		40	10		38	10		50	2		55	5		79	5.0		109	5		85.4	2		123	5		89.7	2	
Dissolved Organic Carbon SM 9060A (mg/L)	11	1		10	1		8.8	1		7.2	1		4.7	1.0		4.5	1.0		5.10	5		5.40	5		10.9	5		10.7	5	
Alkalinity SM 2320B (mg/L)	390	8		360	8		370	8		300	5		270	5		290	5.0		268	5		278	5		266	5		268	5	
Methane RSK-175 (µg/L)	390	0.87		240	0.87		270	0.87		120	2		39	2		14	2.0		12	1		32	2		29.7	5		28.4	1	
Carbon Dioxide SM 2320B (mg/L)[1]	170	0.88		160	0.88		160	0.1		132	0.9		119	1		130	1.0		118			122	2.2		117	2.2		118	2.2	

Notes:
Analysis methods listed are accurate for most current sampling event. Previous analysis methods may be different.

[1]Carbon dioxide calculated from alkalinity results. Values for 2003 and 2004 were modified to be consistent with previous years' results.

< = less than reporting limit
µg/L = micrograms per liter
ID = identification number
J = estimated
LOQ = limit of quantification
mg/L = milligrams per liter
Qual = qualifier
RL = reporting limit
RSK = Robert S. Kerr Environmental Research Laboratory
SM = Standard Method
U = nondetect
USEPA = United States Environmental Protection Agency

TABLE E.2.4-14
CORNHUSKER ARMY AMMUNITION PLANT
WELL NW060-NATURAL ATTENUATION PARAMETERS

FIELD ID	NW060					NW060					NW060					NW060			NW060			NW060			NW060			NW060		
COLLECT DATE	5/12/2022					5/19/2021					6/10/2020					None			3/7/2013			3/2/2012			3/4/2011			3/10/2010		
	5.19	Qual	DL	LOD	LOQ	Result	Qual	DL	LOD	LOQ	Result	Qual	DL	LOD	LOQ	Result	RL	Qual	Result	RL	Qual	Result	RL	Qual	Result	RL	Qual	Result	RL	Qual
NATURAL ATTENUATION PARAMETERS																														
Ammonia USEPA 350.1 (mg/L)	<	U	0.029	0.05	0.1	<	U	0.022	0.05	0.1	<	U	0.022	0.05	0.1				1.64	0.25		<	0.25	UJ	<	0.25	UJ	0.082	0.1	J
Total Kjeldahl Nitrogen USEPA 351.2 (mg/L)	<	U	0.69	0.8	1	<	U	0.69	1	1	<	U	0.69	1	1	**Not Sampled**			0.991	1	J	2.4	1		<	1	UJ	<	1	U
Nitrate/Nitrite USEPA 353.2 (mg/L)	3.6		0.044	0.05	0.1	2.4		0.019	0.05	0.1	2.4		0.019	0.05	0.1	**in 2014, 2015, 2016,**			2.87	0.1		10	0.1		5.6	0.1		4.4	0.1	
Sulfide SM 9034 (mg/L)	<	U	1.6	2	4	<	U	0.79	1.9	4	<	U	0.79	1.9	4	**2017, 2018, 2019**			0.2	2	J	0.4	2	J	0.2	2	J	<	4	U
Sulfate USEPA 9056A (mg/L)	22		1	2.5	5	9.4	J	2.1	5	10	5.2		1	3	5				19.4	1		15	1		11	1		15	5	
Dissolved Organic Carbon SM 9060A (mg/L)	2		0.35	0.8	1	2.6		0.35	0.8	1	0.96	J	0.35	1	1				2.51	1		<	1	U	2.0	1		1.4	1	
Alkalinity SM 2320B (mg/L)	41		3.1	6.4	10	36		3.1	6.4	10	28		3.1	10	10				76	1.25		38	1.25		33	1		39	5	
Methane RSK-175 (µg/L)	<	U	0.63	1.3	5	<	U	0.63	2	5	<	U	0.63	2	5				<	5	U	<	5	U	<	5	UJ	<	5	U
Carbon Dioxide SM 2320B (mg/L)[1]	18		3.1	6.4	10	16		3.1	6.4	10	12		3.1	10	10				34	10		17	1.25		14	0.4		17	2.2	

Notes:
Analysis methods listed are accurate for most current sampling event. Previous analysis methods may be different.

[1]Carbon dioxide calculated from alkalinity results. Values for 2003 and 2004 were modified to be consistent with previous years' results.

< = less than reporting limit
µg/L = micrograms per liter
ID = identification number
J = estimated
LOQ = limit of quantification
mg/L = milligrams per liter
Qual = qualifier
RL = reporting limit
RSK = Robert S. Kerr Environmental Research Laboratory
SM = Standard Method
U = nondetect
USEPA = United States Environmental Protection Agency

TABLE E.2.4-14
CORNHUSKER ARMY AMMUNITION PLANT
WELL NW060-NATURAL ATTENUATION PARAMETERS

FIELD ID	NW060			NW060			NW060			NW060			NW060			NW060			NW060			NW060			NW060			NW060			NW060			NW060		
COLLECT DATE	3/6/2009			3/6/2008			None			None			None			None			3/14/2003			3/18/2002			3/20/2001			3/10/2000			3/23/1999			6/14/1998		
	Result	RL	Qual	Result	RL	Qual	Result	RL	Qual	Result	RL	Qual	Result	RL	Qual	Result	RL	Qual	Result	RL	Qual	Result	RL	Qual	Result	RL	Qual	Result	RL	Qual	Result	RL	Qual	Result	RL	Qual
NATURAL ATTENUATION PARAMETERS																																				
Ammonia USEPA 350.1 (mg/L)	<	0.05	U	0.43	0.05														0.31	0.2		<	0.20	U	<	0.1	U	<	0.1	U	<	0.1	U	<	0.1	U
Total Kjeldahl Nitrogen USEPA 351.2 (mg/L)	<	1	U	<	1	U	**No 2007 Sample**			**No 2006 Sample**			**No 2005 Sample**			**No 2004 Sample**			2.6	0.2		0.56	0.40		0.125	0.1		<	0.1	U	<	0.1	U	0.042	0.1	J
Nitrate/Nitrite USEPA 353.2 (mg/L)	6.7	0.25		2.6	0.5		**Well Dry**			**Well Dry**			**Well Dry**			**Well Dry**			12	0.5	J	13	1.0		12.3	0.5		20.5	1		14.2	1		25.5	1	
Sulfide SM 9034 (mg/L)	<	1	U	<	1	U													2.7	1		<	1.0	U	<	1	U	<	1	U	<	1	U	<	1	U
Sulfate USEPA 9056A (mg/L)	18	2		29	10														25	5		31	2.0		28	5		28.2	2		39.5	5		33.3	1	
Dissolved Organic Carbon SM 9060A (mg/L)	2.6	1		2.8	1														1.8	1		2.6	1.0		<	5	U	<	5	U	12.1	5		6.9	5	
Alkalinity SM 2320B (mg/L)	55	8		48	2														84	5		61	5.0		55.2	5		45.2	5		45	5		39.7	5	
Methane RSK-175 (µg/L)	<	0.31	U	<	1.7	U													<	2	U	<	2.0	U	<	1	U	<	1	U	127	10		1.43	1	
Carbon Dioxide SM 2320B (mg/L)[1]	24	0.22		21	0.88														37	1		27	1.0		24.3	5		19.9	2.2		19.8	2.2		17.5	2.2	

Notes:
Analysis methods listed are accurate for most current sampling event. Previous analysis methods may be different.

[1]Carbon dioxide calculated from alkalinity results. Values for 2003 and 2004 were modified to be consistent with previous years' results.

< = less than reporting limit
µg/L = micrograms per liter
ID = identification number
J = estimated
LOQ = limit of quantification
mg/L = milligrams per liter
Qual = qualifier
RL = reporting limit
RSK = Robert S. Kerr Environmental Research Laboratory
SM = Standard Method
U = nondetect
USEPA = United States Environmental Protection Agency

TABLE E.2.4-15
CORNHUSKER ARMY AMMUNITION PLANT
WELL NW061-NATURAL ATTENUATION PARAMETERS

FIELD ID	NW061					NW061					NW061					NW061															
COLLECT DATE	5/12/2022					5/19/2021					6/10/2020					None			3/12/2013			3/2/2012			3/4/2011			3/11/2010			3/6/2009		
	5.19	Qual	DL	LOD	LOQ	Result	Qual	DL	LOD	LOQ	Result	Qual	DL	LOD	LOQ	Result	RL	Qual	Result	RL	Qual	Result	RL	Qual	Result	RL	Qual	Result	RL	Qual	Result	RL	Qual
NATURAL ATTENUATION PARAMETERS																															
Ammonia USEPA 350.1 (mg/L)	5.4		0.29	0.5	1	2.4		0.022	0.05	0.1	4.5		0.022	0.05	0.1				2.44	0.25		1.9	0.25		1.6	0.25	J	0.91	0.1	J	0.78	0.05	
Total Kjeldahl Nitrogen USEPA 351.2 (mg/L)	6.2		0.69	0.8	1	1.8		0.69	1	1	2.5		0.69	1	1	**Not Sampled**			5.8	1		5.6	1		1.9	1		1.3	1		1	1	J
Nitrate/Nitrite USEPA 353.2 (mg/L)	1.9		0.044	0.05	0.1	9.8		0.019	0.05	0.1	5.7		0.019	0.05	0.1	**in 2014, 2015, 2016,**			0.992	0.1		1.4	0.1	J	4.9	0.1		2.6	0.1		2.6	0.25	
Sulfide SM 9034 (mg/L)	<	U	1.6	2	4	<	U	0.79	1.9	4	<	U	0.79	1.9	4	**2017, 2018, 2019**			0.2	2	J	0.4	2	J	0.2	2	J	<	4	U	<	1	U
Sulfate USEPA 9056A (mg/L)	170		1	2.5	5	150		1	2.5	5	170		1	3	5				78.1	1		71	1		67	1		61	25		59	20	J
Dissolved Organic Carbon SM 9060A (mg/L)	6.5		0.35	0.8	1	4.7		0.35	0.8	1	4.1		0.35	1	1				6.28	1		5.3	1		4.6	1	J	3.2	1		3.5	1	
Alkalinity SM 2320B (mg/L)	360		3.1	6.4	10	290		3.1	6.4	10	270		3.1	10	10				275	1.25		248	1.25		228	1		250	5		260	8	
Methane RSK-175 (µg/L)	210		0.63	1.3	5	28		0.63	2	5	19		0.63	2	5				59	5		25	5		9	5		8.4	5		4.5	0.31	
Carbon Dioxide SM 2320B (mg/L)[1]	160		3.1	6.4	10	129		3.1	6.4	10	120		3.1	10	10				122	10		110	1.25		101	0.4		110	2.2		110	0.22	

Notes:
Analysis methods listed are accurate for most current sampling event. Previous analysis methods may be different.

[1]Carbon dioxide calculated from alkalinity results. Values for 2003 and 2004 were modified to be consistent with previous years' results.

< = less than reporting limit
µg/L = micrograms per liter
ID = identification number
J = estimated
LOQ = limit of quantification
mg/L = milligrams per liter
Qual = qualifier
RL = reporting limit
RSK = Robert S. Kerr Environmental Research Laboratory
SM = Standard Method
U = nondetect
USEPA = United States Environmental Protection Agency

TABLE E.2.4-15
CORNHUSKER ARMY AMMUNITION PLANT
WELL NW061-NATURAL ATTENUATION PARAMETERS

FIELD ID	NW061			NW061			NW061			NW061			NW061			NW061			NW061			NW061			NW061			NW061			NW061		
COLLECT DATE	3/6/2008			3/8/2007			3/13/2006			3/14/2005			3/11/2004			3/14/2003			3/18/2002			3/20/2001			3/10/2000			3/23/1999			6/14/1998		
	Result	RL	Qual	Result	RL	Qual	Result	RL	Qual	Result	RL	Qual	Result	RL	Qual	Result	RL	Qual	Result	RL	Qual	Result	RL	Qual	Result	RL	Qual	Result	RL	Qual	Result	RL	Qual
NATURAL ATTENUATION PARAMETERS																																		
Ammonia USEPA 350.1 (mg/L)	1.2	0.05		0.69	0.05		0.77	0.05		0.34	0.05		0.41	0.2		0.33	0.2		<	0.20	U	0.248	0.1		<	0.1	U	0.251	0.1		0.16	0.1	
Total Kjeldahl Nitrogen USEPA 351.2 (mg/L)	2.1	1	J	1.2	1	J	1.5	1		2	1		<	0.78	U	0.8	0.2		2.0	0.40		1.28	0.1		<	0.1	U	1.53	0.1		1.27	0.1	
Nitrate/Nitrite USEPA 353.2 (mg/L)	0.11	0.05		<	0.05	U	<	0.05	UJ	0.55	0.05		<	1	U	<	0.1	U	<	0.10	U	<	0.5	U	<	1	U	<	1	U	<	1	U
Sulfide SM 9034 (mg/L)	<	1	UJ	<	1	U	<	1	U	<	1	U	<	1	U	2.3	1		<	1.0	U	<	1	U	<	1	U	<	1	U	<	1	U
Sulfate USEPA 9056A (mg/L)	51	10		39	20	J	44	10		43	10		41	2		44	5		32	4.0		27.4	5		20.8	2		30.3	5		33.1	1	
Dissolved Organic Carbon SM 9060A (mg/L)	3.7	1		3.9	1		4.9	1	J	6	1		6.8	1		6.2	1.0		8.2	1.0		5.10	5		18.5	5		23.8	5		19.1	5	
Alkalinity SM 2320B (mg/L)	240	2		260	8		270	8		290	8		270	5		280	5		300	5.0		324	5		374	5		383	5		353	5	
Methane RSK-175 (µg/L)	11	1.7		4	0.87		5.9	0.87		11	0.87		7.1	2		<	2	U	<	2.0	U	16	1		23	1		158	10		127	10	
Carbon Dioxide SM 2320B (mg/L)[1]	106	0.88		110	0.88		120	0.88		130	0.1		119	0.3		123	1		130	1.0		143	5		165	2.2		169	2.2		155	2.2	

Notes:
Analysis methods listed are accurate for most current sampling event. Previous analysis methods may be different.

[1]Carbon dioxide calculated from alkalinity results. Values for 2003 and 2004 were modified to be consistent with previous years' results.

< = less than reporting limit
µg/L = micrograms per liter
ID = identification number
J = estimated
LOQ = limit of quantification
mg/L = milligrams per liter
Qual = qualifier
RL = reporting limit
RSK = Robert S. Kerr Environmental Research Laboratory
SM = Standard Method
U = nondetect
USEPA = United States Environmental Protection Agency

TABLE E.2.4-16
CORNHUSKER ARMY AMMUNITION PLANT
WELL NW062-NATURAL ATTENUATION PARAMETERS

FIELD ID	NW062					NW062						NW062						NW062						NW062						NW062						NW062						NW062					
COLLECT DATE	5/12/2022					5/19/2021						6/10/2020						None			3/7/2013			3/2/2012			3/4/2011			3/11/2010			3/6/2009											
	5.19	Qual	DL	LOD	LOQ	Result	Qual	DL	LOD	LOQ	Result	Qual	DL	LOD	LOQ	Result	RL	Qual	Result	RL	Qual	Result	RL	Qual	Result	RL	Qual	Result	RL	Qual	Result	RL	Qual	Result	RL	Qual	Result	RL	Qual	Result	RL	Qual	Result	RL	Qual
NATURAL ATTENUATION PARAMETERS																																														
Ammonia USEPA 350.1 (mg/L)	3.5		0.029	0.05	0.1	1		0.022	0.05	0.1	0.91		0.022	0.05	0.1				1.36	0.25	J	<	0.25	UJ	<	0.25	UJ	0.089	0.1	J	<	0.05	U												
Total Kjeldahl Nitrogen USEPA 351.2 (mg/L)	2.1		0.69	0.8	1	<	U	0.69	1	1	1.5		0.69	1	1	**Not Sampled**			0.58	1	J	3.6	1		0.517	1	J	<	1	U	<	1	U												
Nitrate/Nitrite USEPA 353.2 (mg/L)	<	U	0.044	0.05	0.1	0.053	J	0.019	0.05	0.1	<	U	0.019	0.05	0.1	**in 2014, 2015, 2016,**			0.196	0.1	J	<	0.1	U	<	0.1	UJ	<	0.1	U	<	0.05	U												
Sulfide SM 9034 (mg/L)	<	U	1.6	2	4	<	U	0.79	1.9	4	<	U	0.79	1.9	4	**2017, 2018, 2019**			0.802	2	J	0.4	2	J	0.2	2	J	<	4	U	<	1	U												
Sulfate USEPA 9056A (mg/L)	180		5.2	13	25	190		2.1	5	10	190		1	3	5				75.7	1		67	1		61	1		50	25		46	20												
Dissolved Organic Carbon SM 9060A (mg/L)	3.1		0.35	0.8	1	2.9		0.35	0.8	1	2.3		0.35	1	1				2.83	1		2.0	1		2.6	1		1.7	1		2.5	1												
Alkalinity SM 2320B (mg/L)	270		3.1	6.4	10	270		3.1	6.4	10	240		3.1	10	10				241	1.25		222	1.25		248	1		240	5		250	8												
Methane RSK-175 (µg/L)	14		0.63	1.3	5	8		0.63	2	5	21		0.63	2	5				13	5		17	5		24	5		60	5		5.1	0.31												
Carbon Dioxide SM 2320B (mg/L)[1]	120		3.1	6.4	10	120		3.1	6.4	10	107		3.1	10	10				107	10		99	1.25		110	0.4		110	2.2		110	0.22												

Notes:
Analysis methods listed are accurate for most current sampling event. Previous analysis methods may be different.

[1]Carbon dioxide calculated from alkalinity results. Values for 2003 and 2004 were modified to be consistent with previous years' results.

< = less than reporting limit
µg/L = micrograms per liter
ID = identification number
J = estimated
LOQ = limit of quantification
mg/L = milligrams per liter
Qual = qualifier
RL = reporting limit
RSK = Robert S. Kerr Environmental Research Laboratory
SM = Standard Method
U = nondetect
USEPA = United States Environmental Protection Agency

TABLE E.2.4-16
CORNHUSKER ARMY AMMUNITION PLANT
WELL NW062-NATURAL ATTENUATION PARAMETERS

FIELD ID	NW062			NW062			NW062			NW062			NW062			NW062			NW062			NW062			NW062			NW062			NW062		
COLLECT DATE	3/7/2008			3/9/2007			3/13/2006			3/14/2005			3/11/2004			3/14/2003			3/18/2002			3/20/2001			3/10/2000			3/23/1999			6/14/1998		
	Result	RL	Qual	Result	RL	Qual	Result	RL	Qual	Result	RL	Qual	Result	RL	Qual	Result	RL	Qual	Result	RL	Qual	Result	RL	Qual	Result	RL	Qual	Result	RL	Qual	Result	RL	Qual
NATURAL ATTENUATION PARAMETERS																																		
Ammonia USEPA 350.1 (mg/L)	0.25	0.05		0.066	0.05		0.073	0.05		<	0.05	U	0.27	0.2		0.23	0.2		<	0.40	U	0.185	0.1		0.201	0.1		0.365	0.1		<	0.1	U
Total Kjeldahl Nitrogen USEPA 351.2 (mg/L)	<	1	U	<	1	U	1	1		1.9	1		<	0.64	U	1	0.2		1.2	0.40		1.06	0.1		2.08	0.2		2.55	0.2		1.58	0.1	
Nitrate/Nitrite USEPA 353.2 (mg/L)	<	0.05	U	<	0.05	U	<	0.05	U	0.3	0.05		<	0.1	UJ	<	0.1	U	<	0.10	U	<	0.5	U	<	1	U	<	1	U	<	1	U
Sulfide SM 9034 (mg/L)	<	1	U	<	1	U	<	1	U	<	1	U	0.6	1	J	2.80	1.00		0.60	1.0	J	<	1	U	1.26	1		<	1	U	0.36	1	J
Sulfate USEPA 9056A (mg/L)	49	10		40	20		44	10		43	10		47	2		48	5		43	5.0		45.9	5		28.6	2		21.5	5		25.5	1	
Dissolved Organic Carbon SM 9060A (mg/L)	2.9	1		3.7	1		5	1		6.4	1		7.7	1		7.2	1.0		7.2	1.0		5.00	5		16.8	5		32.6	5		23.5	5	
Alkalinity SM 2320B (mg/L)	220	2		240	8		240	8		270	8		250	5		250	5		240	5.0		248	5		366	5		470	5		420	5	
Methane RSK-175 (µg/L)	44	1.7		190	0.87		190	0.87		350	0.87		180	2		150	2		52	2.0		140	20		450	100		573	200		2010	100	
Carbon Dioxide SM 2320B (mg/L)[1]	97	0.88		100	0.88		110	0.88		120	0.1		110	0.2		110	1		110	1.0		109	5		161	2.2		207	2.2		185	2.2	

Notes:
Analysis methods listed are accurate for most current sampling event. Previous analysis methods may be different.

[1]Carbon dioxide calculated from alkalinity results. Values for 2003 and 2004 were modified to be consistent with previous years' results.

< = less than reporting limit
µg/L = micrograms per liter
ID = identification number
J = estimated
LOQ = limit of quantification
mg/L = milligrams per liter
Qual = qualifier
RL = reporting limit
RSK = Robert S. Kerr Environmental Research Laboratory
SM = Standard Method
U = nondetect
USEPA = United States Environmental Protection Agency

TABLE E.2.4-17
CORNHUSKER ARMY AMMUNITION PLANT
WELL NW070-NATURAL ATTENUATION PARAMETERS

FIELD ID	NW070					NW070						NW070						NW070						NW070						NW070						NW070					
COLLECT DATE	5/11/2022					5/19/2021						6/9/2020						None			3/6/2013			2/29/2012			3/1/2011			3/9/2010			3/4/2009					
	5.19	Qual	DL	LOD	LOQ	Result	Qual	DL	LOD	LOQ	Result	Qual	DL	LOD	LOQ	Result	RL	Qual	Result	RL	Qual	Result	RL	Qual	Result	RL	Qual	Result	RL	Qual	Result	RL	Qual	Result	RL	Qual			
NATURAL ATTENUATION PARAMETERS																																								
Ammonia USEPA 350.1 (mg/L)	<	U	0.029	0.05	0.1	0.034	J	0.022	0.05	0.1	0.087	J	0.022	0.05	0.1				<	0.25	U	<	0.25	UJ	<	0.25	UJ	<	0.1	U	0.066	0.05								
Total Kjeldahl Nitrogen USEPA 351.2 (mg/L)	0.83	J	0.69	0.8	1	2		0.69	1	1	1.3		0.69	1	1	**Not Sampled**			0.881	1	J	<	1	U	<	1	U	<	1	U	1.2	1								
Nitrate/Nitrite USEPA 353.2 (mg/L)	<	U	0.044	0.05	0.1	0.031	J	0.019	0.05	0.1	<	U	0.019	0.05	0.1	**in 2014, 2015, 2016,**			25	0.1		30	0.1		23	0.1		33	0.5		2.9	0.1								
Sulfide SM 9034 (mg/L)	<	U	1.6	2	4	<	U	0.79	1.9	4	<	U	0.79	1.9	4	**2017, 2018, 2019**			<	2	U	0.4	2	J	<	2	U	<	4	U	<	1	U								
Sulfate USEPA 9056A (mg/L)	73		5.2	13	25	18		1	2.5	5	5.9		1	3	5				16.1	1		78	1		78	1		81	25		30	20								
Dissolved Organic Carbon SM 9060A (mg/L)	8.3		0.35	0.8	1	15		0.35	0.8	1	10		0.35	1	1				6.02	1		6.1	1		7.1	1		5.3	1		7.4	1								
Alkalinity SM 2320B (mg/L)	240		3.1	6.4	10	120		3.1	6.4	10	72		3.1	10	10				160	1.25		132	1.25		268	1		170	5		280	8								
Methane RSK-175 (µg/L)	<	U	0.63	1.3	5	8		0.63	2	5	3900		0.63	2	5				<	5	U	<	5	UJ	<	5	UJ	<	5	U	110	0.31								
Carbon Dioxide SM 2320B (mg/L)[1]	107		3.1	6.4	10	53		3.1	6.4	10	32		3.1	10	10				71	10		59	1.25		119	0.4		75	2.2		130	0.22								

Notes:
Analysis methods listed are accurate for most current sampling event. Previous analysis methods may be different.

[1]Carbon dioxide calculated from alkalinity results. Values for 2003 and 2004 were modified to be consistent with previous years' results.

< = less than reporting limit
µg/L = micrograms per liter
ID = identification number
J = estimated
LOQ = limit of quantification
mg/L = milligrams per liter
Qual = qualifier
RL = reporting limit
RSK = Robert S. Kerr Environmental Research Laboratory
SM = Standard Method
U = nondetect
USEPA = United States Environmental Protection Agency

TABLE E.2.4-17
CORNHUSKER ARMY AMMUNITION PLANT
WELL NW070-NATURAL ATTENUATION PARAMETERS

FIELD ID	NW070			NW070			NW070			NW070			NW070			NW070			NW070			NW070			NW070			NW070			NW070		
COLLECT DATE	3/5/2008			3/8/2007			3/10/2006			3/10/2005			3/11/2004			3/13/2003			3/15/2002			3/16/2001			3/9/2000			3/18/1999			6/13/1998		
	Result	RL	Qual	Result	RL	Qual	Result	RL	Qual	Result	RL	Qual	Result	RL	Qual	Result	RL	Qual	Result	RL	Qual	Result	RL	Qual	Result	RL	Qual	Result	RL	Qual	Result	RL	Qual
NATURAL ATTENUATION PARAMETERS																																	
Ammonia USEPA 350.1 (mg/L)	<	0.05	U	<	0.05	U	<	0.05	U	<	0.05	U	0.2	0.2	J	0.17	0.2	J	3.1	0.20		<	0.1	U	<	0.1	U	<	0.1	U	0.072	0.1	J
Total Kjeldahl Nitrogen USEPA 351.2 (mg/L)	<	1	U	1.1	1	J	<	1	U	<	1	U	1.1	0.2		0.9	0.2		1.7	0.20		<	0.1	U	2.67	0.2		<	0.1	U	0.89	0.1	
Nitrate/Nitrite USEPA 353.2 (mg/L)	22	0.5		13	1		29	1.3		29	2.5		11	1		16.39	0.5	J	37	2.0		24.6	1		<	1	U	7.23	1		<	1	U
Sulfide SM 9034 (mg/L)	<	1	U	<	1	U	<	1	U	<	1	U	<	1	U	<	1	U	<	1.0	U	<	1	U	<	1	U	<	1	U	<	1	U
Sulfate USEPA 9056A (mg/L)	48	10		20	10		65	20		59	10		48	2		39	5		190	4.0		56.9	5		33.3	2		42.2	5		3.08	1	
Dissolved Organic Carbon SM 9060A (mg/L)	6.6	1		9.1	1		5.3	1		5.1	1		5.1	1		5.2	1.0		5.2	1.0		<	5	U	7.80	5		19.8	5		15.6	5	
Alkalinity SM 2320B (mg/L)	120	2		88	8		130	8		160	8		170	5		150	5		160	5.0		152	5		167	5		171	5		99.5	5	
Methane RSK-175 (µg/L)	<	1.7	U	<	0.87	U	1.2	0.87		<	0.87	U	<	2	U	<	2	U	<	2.0	U	<	1	U	210	50		157	20		133	20	
Carbon Dioxide SM 2320B (mg/L)[1]	53	0.88		39	0.88		55	0.88		70	0.1		75	0.1		66	1		70	1.0		66.9	5		73.5	2.2		75.2	2.2		43.8	2.2	

Notes:
Analysis methods listed are accurate for most current sampling event. Previous analysis methods may be different.

[1]Carbon dioxide calculated from alkalinity results. Values for 2003 and 2004 were modified to be consistent with previous years' results.

< = less than reporting limit
µg/L = micrograms per liter
ID = identification number
J = estimated
LOQ = limit of quantification
mg/L = milligrams per liter
Qual = qualifier
RL = reporting limit
RSK = Robert S. Kerr Environmental Research Laboratory
SM = Standard Method
U = nondetect
USEPA = United States Environmental Protection Agency

TABLE E.2.4-18
CORNHUSKER ARMY AMMUNITION PLANT
WELL NW071-NATURAL ATTENUATION PARAMETERS

FIELD ID	NW071					NW071						NW071						NW071						NW071						NW071						NW071					
COLLECT DATE	5/11/2022					5/19/2021						6/9/2020						None			3/6/2013			2/29/2012			3/1/2011			3/9/2010			3/5/2009					
	5.19	Qual	DL	LOD	LOQ	Result	Qual	DL	LOD	LOQ	Result	Qual	DL	LOD	LOQ	Result	RL	Qual	Result	RL	Qual	Result	RL	Qual	Result	RL	Qual	Result	RL	Qual	Result	RL	Qual	Result	RL	Qual			
NATURAL ATTENUATION PARAMETERS																																								
Ammonia USEPA 350.1 (mg/L)	<	U	0.029	0.05	0.1	<	U	0.022	0.05	0.1	<	U	0.022	0.05	0.1				0.160	0.25	J	0.092	0.25	J	<	0.25	UJ	1.2	0.1		<	0.05	U						
Total Kjeldahl Nitrogen USEPA 351.2 (mg/L)	<	U	0.69	0.8	1	<	U	0.69	1	1	<	UJ	0.69	1	1	**Not Sampled**			<	1	U	<	1	U	<	1	UJ	<	1	UJ	<	1	U						
Nitrate/Nitrite USEPA 353.2 (mg/L)	38		0.88	1	2	32		0.19	0.5	1	30		0.19	0.5	1	**in 2014, 2015, 2016,**			27.4	0.1		22	0.1		22	0.1		22	0.5		27	2.5						
Sulfide SM 9034 (mg/L)	<	U	1.6	2	4	0.8	J	0.79	1.9	4	<	U	0.79	1.9	4	**2017, 2018, 2019**			0.2	2	J	0.2	2	J	0.2	2	J	<	4	U	<	1	U						
Sulfate USEPA 9056A (mg/L)	64		5.2	13	25	63		1	2.5	5	64		1	3	5				64.2	1		<	1	U	52	1		44	5		39	20						
Dissolved Organic Carbon SM 9060A (mg/L)	3.1		0.35	0.8	1	3.2		0.35	0.8	1	3.7		0.35	1	1				4.4	1		2.6	1		3.1	1		2.2	1		2.8	1						
Alkalinity SM 2320B (mg/L)	100		3.1	6.4	10	110		3.1	6.4	10	96		3.1	10	10				130	1.25		114	1.25		118	1		120	5		110	8						
Methane RSK-175 (µg/L)	<	U	0.63	1.3	5	<	U	0.63	2	5	<	U	0.63	2	5				<	5	U	0.52	5	J	<	5	UJ	1200	25		<	0.31	U						
Carbon Dioxide SM 2320B (mg/L)[1]	44		3.1	6.4	10	49		3.1	6.4	10	43		3.1	10	10				58	10		51	1.25		52	0.4		54	2.2		50	0.22						

Notes:
Analysis methods listed are accurate for most current sampling event. Previous analysis methods may be different.

[1]Carbon dioxide calculated from alkalinity results. Values for 2003 and 2004 were modified to be consistent with previous years' results.

< = less than reporting limit
µg/L = micrograms per liter
ID = identification number
J = estimated
LOQ = limit of quantification
mg/L = milligrams per liter
Qual = qualifier
RL = reporting limit
RSK = Robert S. Kerr Environmental Research Laboratory
SM = Standard Method
U = nondetect
USEPA = United States Environmental Protection Agency

TABLE E.2.4-18
CORNHUSKER ARMY AMMUNITION PLANT
WELL NW071-NATURAL ATTENUATION PARAMETERS

FIELD ID	NW071			NW071			NW071			NW071			NW071			NW071			NW071			NW071			NW071			NW071			NW071		
COLLECT DATE	3/5/2008			3/8/2007			3/10/2006			3/10/2005			3/11/2004			3/13/2003			3/15/2002			3/16/2001			3/9/2000			3/18/1999			6/13/1998		
	Result	RL	Qual	Result	RL	Qual	Result	RL	Qual	Result	RL	Qual	Result	RL	Qual	Result	RL	Qual	Result	RL	Qual	Result	RL	Qual	Result	RL	Qual	Result	RL	Qual	Result	RL	Qual
NATURAL ATTENUATION PARAMETERS																																	
Ammonia USEPA 350.1 (mg/L)	<	0.05	U	<	0.05	U	<	0.05	U	<	0.05	U	0.18	0.2	J	<	0.2	U	<	0.20	U	<	0.1	U	<	0.1	U	<	0.1	U	<	0.1	U
Total Kjeldahl Nitrogen USEPA 351.2 (mg/L)	<	1	U	<	1	U	<	1	U	<	1	U	2	0.2		0.72	0.2		0.37	0.20		0.238	0.1		<	0.1	U	<	0.1	U	<	0.1	U
Nitrate/Nitrite USEPA 353.2 (mg/L)	28	1		34	1		17	0.5		91	2.5		35	1		32	1	J	19	0.50		13.4	0.5		12.9	1		13.4	1		11.9	1	
Sulfide SM 9034 (mg/L)	<	1	U	<	1	U	<	1	U	<	1	U	<	1	U	1.5	1		<	1.0	U	<	1	U	<	1	U	<	1	U	<	1	U
Sulfate USEPA 9056A (mg/L)	44	20		47	20		49	20		58	10		55	2		52	1		35	5.0		34.8	5		33.4	2		40.8	5		31.2	1	
Dissolved Organic Carbon SM 9060A (mg/L)	3.1	1		3.3	1		2.4	1		4.3	1		3.9	1		2.9	1.0		2.2	1.0		<	5	U	<	5	U	16.9	5		7.2	5	
Alkalinity SM 2320B (mg/L)	110	2		120	8		120	8		130	8		110	5		120	5		130	5.0		114	5		134	5		140	5		136	5	
Methane RSK-175 (µg/L)	<	1.7	U	<	0.87	U	<	0.87	U	<	0.87	U	<	2	U	<	2	U	<	2.0	U	<	1	U	<	1	U	<	1	U	<	1	U
Carbon Dioxide SM 2320B (mg/L)[1]	48	0.88		53	0.88		53	0.88		57	0.1		48	0.3		53	1		57	1.0		50.2	5		59.0	2.2		61.6	2.2		59.8	2.2	

Notes:
Analysis methods listed are accurate for most current sampling event. Previous analysis methods may be different.

[1]Carbon dioxide calculated from alkalinity results. Values for 2003 and 2004 were modified to be consistent with previous years' results.

< = less than reporting limit
µg/L = micrograms per liter
ID = identification number
J = estimated
LOQ = limit of quantification
mg/L = milligrams per liter
Qual = qualifier
RL = reporting limit
RSK = Robert S. Kerr Environmental Research Laboratory
SM = Standard Method
U = nondetect
USEPA = United States Environmental Protection Agency

TABLE E.2.4-19
CORNHUSKER ARMY AMMUNITION PLANT
WELL NW080-NATURAL ATTENUATION PARAMETERS

FIELD ID	NW080					NW080					NW080					NW080					NW080					NW080			NW080		
COLLECT DATE	None					6/8/2020					None					None					8/11/2015					None			3/6/2013		
	Result	Qual	DL	LOD	LOQ	Result	Qual	DL	LOD	LOQ	Result	DL	LOD	LOQ	Qual	Result	DL	LOD	LOQ	Qual	Result	DL	LOD	LOQ	Qual	Result	RL	Qual	Result	RL	Qual
NATURAL ATTENUATION PARAMETERS																														
Ammonia USEPA 350.1 (mg/L)						<	U	0.022	0.05	0.1											<	0.022	0.050	0.10	U				<	0.25	U
Total Kjeldahl Nitrogen USEPA 351.2 (mg/L)		**Not Sampled**				<	U	0.69	1	1		**Not Sampled**					**No Analysis in 2017**				<	0.18	0.50	1.0	U		**No 2014 Sample**		<	1	U
Nitrate/Nitrite USEPA 353.2 (mg/L)		**in 2021**				26		0.095	0.25	0.5		**in 2017, 2018, 2019**									43	0.19	0.50	1.0			**Well Dry**		27.6	0.1	
Sulfide SM 9034 (mg/L)						<	U	0.79	1.9	4											<	0.79	1.9	4.0	U				0.2	2	J
Sulfate USEPA 9056A (mg/L)						130		1	3	5											99	1.2	2.5	25					18	1	
Dissolved Organic Carbon SM 9060A (mg/L)						3.9		0.35	1	1											3.3	0.16	0.50	1.0					3.38	1	
Alkalinity SM 2320B (mg/L)						210		3.1	10	10											120	1.1	3.2	5.0					150	1.25	
Methane RSK-175 (µg/L)						<	U	0.63	2	5											<	0.22	0.80	5.0	U				<	5	U
Carbon Dioxide SM 2320B (mg/L)[1]						93		3.1	10	10											53	1.1	3.2	5.0					67	10	

Notes:
Analysis methods listed are accurate for most current sampling event. Previous analysis methods may be different.

[1]Carbon dioxide calculated from alkalinity results. Values for 2003 and 2004 were modified to be consistent with previous years' results.

< = less than reporting limit
µg/L = micrograms per liter
ID = identification number
J = estimated
LOQ = limit of quantification
mg/L = milligrams per liter
Qual = qualifier
RL = reporting limit
RSK = Robert S. Kerr Environmental Research Laboratory
SM = Standard Method
U = nondetect
USEPA = United States Environmental Protection Agency

TABLE E.2.4-19
CORNHUSKER ARMY AMMUNITION PLANT
WELL NW080-NATURAL ATTENUATION PARAMETERS

FIELD ID	NW080			NW080			NW080			NW080			NW080			NW080			NW080			NW080			NW080			NW080		
COLLECT DATE	3/2/2012			3/3/2011			3/15/2010			3/4/2009			3/6/2008			3/8/2007			3/10/2006			3/11/2005			3/11/2004			3/13/2003		
	Result	RL	Qual	Result	RL	Qual	Result	RL	Qual	Result	RL	Qual	Result	RL	Qual	Result	RL	Qual	Result	RL	Qual	Result	RL	Qual	Result	RL	Qual	Result	RL	Qual
NATURAL ATTENUATION PARAMETERS																														
Ammonia USEPA 350.1 (mg/L)	<	0.25	UJ	<	0.25	UJ	0.036	0.1	J	<	0.05	U	<	0.05	U	<	0.05	U	<	0.05	U	<	0.05	U	0.18	0.2	J	<	0.2	U
Total Kjeldahl Nitrogen USEPA 351.2 (mg/L)	<	1	U	<	1	U	<	1	U	<	1	U	<	1	U	<	1	U	<	1	U	<	1	U	1.4	0.2		0.29	0.2	
Nitrate/Nitrite USEPA 353.2 (mg/L)	28	0.1		16	0.1		32	1		28	1		55	2.5		31	1		22	0.5		16	0.5		28	1	J	33	1	J
Sulfide SM 9034 (mg/L)	0.4	2	J	0.2	2	J	0.86	1	J	<	1	U	<	1	U	<	1	U	<	1	U	<	1	U	0.6	1	J	2.1	1	J
Sulfate USEPA 9056A (mg/L)	94	5		109	2		81	25		82	20		77	20		97	20		80	20		64	10		56	2		50	5	
Dissolved Organic Carbon SM 9060A (mg/L)	2.7	1		3.5	1		2.6	1		11	1		4.2	1		3.3	1		3.2	1		3.3	1		2.8	1		2.3	1.0	
Alkalinity SM 2320B (mg/L)	118	1.25		198	1		190	5		230	8		110	2		170	8		140	8		110	8		80	5		72	5	
Methane RSK-175 (µg/L)	<	5	U	<	5	UJ	<	5	U	<	0.31	U	<	1.7	U	<	0.87	U	<	0.87	U	<	0.87	U	<	2	U	<	2	U
Carbon Dioxide SM 2320B (mg/L)[1]	52	1.25		88	0.4		82	2.2		100	0.22		48	0.88		76	0.88		62	0.88		48	0.1		35	2.2		32	1	

Notes:
Analysis methods listed are accurate for most current sampling event. Previous analysis methods may be different.

[1]Carbon dioxide calculated from alkalinity results. Values for 2003 and 2004 were modified to be consistent with previous years' results.

< = less than reporting limit
µg/L = micrograms per liter
ID = identification number
J = estimated
LOQ = limit of quantification
mg/L = milligrams per liter
Qual = qualifier
RL = reporting limit
RSK = Robert S. Kerr Environmental Research Laboratory
SM = Standard Method
U = nondetect
USEPA = United States Environmental Protection Agency

TABLE E.2.4-19
CORNHUSKER ARMY AMMUNITION PLANT
WELL NW080-NATURAL ATTENUATION PARAMETERS

FIELD ID	NW080			NW080			NW080			NW080			NW080		
COLLECT DATE	3/15/2002			3/16/2001			3/9/2000			3/19/1999			6/15/1998		
	Result	RL	Qual	Result	RL	Qual	Result	RL	Qual	Result	RL	Qual	Result	RL	Qual
NATURAL ATTENUATION PARAMETERS															
Ammonia USEPA 350.1 (mg/L)	<	0.20	U	<	0.1	U	<	0.1	U	<	0.1	U	<	0.1	U
Total Kjeldahl Nitrogen USEPA 351.2 (mg/L)	0.48	0.29		<	0.1	U	<	0.1	U	<	0.1	U	<	0.1	U
Nitrate/Nitrite USEPA 353.2 (mg/L)	45	1.0		35.2	1		35.6	2		35.7	2		45.5	4	
Sulfide SM 9034 (mg/L)	<	1.0	U	<	1	U	<	1	U	<	1	U	<	1	U
Sulfate USEPA 9056A (mg/L)	54	2.0		49.2	5		44.3	2		47.5	5		43.4	2	
Dissolved Organic Carbon SM 9060A (mg/L)	2.8	1.0		<	5	U	<	5	U	14.7	5		8.3	5	
Alkalinity SM 2320B (mg/L)	80	5.0		96.6	5		85.9	5		96	5		78.6	5	J
Methane RSK-175 (µg/L)	<	2.0	U	<	1	U	<	1	U	<	1	U	<	1	U
Carbon Dioxide SM 2320B (mg/L)[1]	35	1.0		42.5	5		37.8	2.2		42.2	2.2		34.6	2.2	J

Notes:
Analysis methods listed are accurate for most current sampling event. Previous analysis methods may be different.

[1]Carbon dioxide calculated from alkalinity results. Values for 2003 and 2004 were modified to be consistent with previous years' results.

< = less than reporting limit
µg/L = micrograms per liter
ID = identification number
J = estimated
LOQ = limit of quantification
mg/L = milligrams per liter
Qual = qualifier
RL = reporting limit
RSK = Robert S. Kerr Environmental Research Laboratory
SM = Standard Method
U = nondetect
USEPA = United States Environmental Protection Agency

TABLE E.2.4-20
CORNHUSKER ARMY AMMUNITION PLANT
WELL NW081R-NATURAL ATTENUATION PARAMETERS

FIELD ID	NW081R					NW081R					NW081R					NW081R					NW081R					NW081R			NW081R		
COLLECT DATE	None					6/8/2020					None					None					8/11/2015					8/12/2014			3/6/2013		
	Result	Qual	DL	LOD	LOQ	Result	Qual	DL	LOD	LOQ	Result	DL	LOD	LOQ	Qual	Result	DL	LOD	LOQ	Qual	Result	DL	LOD	LOQ	Qual	Result	LOQ	Qual	Result	RL	Qual
NATURAL ATTENUATION PARAMETERS																														
Ammonia USEPA 350.1 (mg/L)						<	U	0.022	0.05	0.1											<	0.022	0.050	0.10	U	0.032	0.1	J	<	0.25	U
Total Kjeldahl Nitrogen USEPA 351.2 (mg/L)		**Not Sampled**				<	U	0.69	1	1		**Not Sampled**					**No Analysis in 2016**				<	0.18	0.50	1.0	UJ	<	1	U	0.429	1	J
Nitrate/Nitrite USEPA 353.2 (mg/L)		**in 2021**				26		0.095	0.25	0.5		**in 2017, 2018, 2019**									36	0.19	0.50	1.0		38	1		26.6	0.1	
Sulfide SM 9034 (mg/L)						0.8	J	0.79	1.9	4											<	0.79	1.9	4.0	U	<	4	U	0.2	2	J
Sulfate USEPA 9056A (mg/L)						95		1	3	5											85	1.2	2.50	25		89	5		18.3	1	
Dissolved Organic Carbon SM 9060A (mg/L)						5		0.35	1	1											4.4	0.16	0.50	1.0		5	1		4.64	1	
Alkalinity SM 2320B (mg/L)						220		3.1	10	10											210	1.1	3.2	5.0		200	5		215	1.25	
Methane RSK-175 (µg/L)						<	U	0.63	2	5											<	0.22	0.80	5.0	U	<	5	U	<	5	U
Carbon Dioxide SM 2320B (mg/L)[1]						98		3.1	10	10											93	1.1	3.2	5.0		89	5		96	10	

Notes:
*NW081 was abandoned and replaced by NW081R in 2012.

Analysis methods listed are accurate for most current sampling event. Previous analysis methods may be different.

[1]Carbon dioxide calculated from alkalinity results. Values for 2003 and 2004 were modified to be consistent with previous years' results.

< = less than reporting limit
µg/L = micrograms per liter
ID = identification number
J = estimated
LOQ = limit of quantification
mg/L = milligrams per liter
Qual = qualifier
RL = reporting limit
RSK = Robert S. Kerr Environmental Research Laboratory
SM = Standard Method
U = nondetect
USEPA = United States Environmental Protection Agency

TABLE E.2.4-20
CORNHUSKER ARMY AMMUNITION PLANT
WELL NW081R-NATURAL ATTENUATION PARAMETERS

FIELD ID	NW081R			NW081			NW081			NW081			NW081			NW081			NW081			NW081			NW081			NW081			NW081		
COLLECT DATE	4/16/2012			3/3/2011			3/15/2010			3/4/2009			3/6/2008			3/8/2007			3/10/2006			3/11/2005			3/11/2004			3/13/2003					
	Result	RL	Qual	Result	RL	Qual	Result	RL	Qual	Result	RL	Qual	Result	RL	Qual	Result	RL	Qual	Result	RL	Qual	Result	RL	Qual	Result	RL	Qual	Result	RL	Qual			
NATURAL ATTENUATION PARAMETERS																																	
Ammonia USEPA 350.1 (mg/L)	0.156	0.25	J	<	0.25	UJ	0.057	0.1	J	<	0.05	U	<	0.05	U	<	0.05	U	<	0.05	U	<	0.05	U	0.22	0.2		<	0.2	U			
Total Kjeldahl Nitrogen USEPA 351.2 (mg/L)	<	1	U	<	1	U	<	1	U	<	1	U	<	1	U	<	1	U	<	1	U	<	1	U	1.8	0.2		0.63	0.2				
Nitrate/Nitrite USEPA 353.2 (mg/L)	28	0.1		32	0.1		34	1		32	1		26	1		22	1	J	28	1.3		46	1		39	1		40	1	J			
Sulfide SM 9034 (mg/L)	0.6	2	J	0.2	2	J	3.2	1		<	1	U	<	1	U	<	1	U	<	1	U	<	1	U	<	1	U	1.6	1				
Sulfate USEPA 9056A (mg/L)	88	5		87	2		80	25		40	20		68	20		74	20		74	20		68	10		68	2		73	25				
Dissolved Organic Carbon SM 9060A (mg/L)	6.0	1		4.7	1		3.5	1		3.9	1		4.6	1		3.9	1		4	1		3.9	1		4	1		3.2	1.0				
Alkalinity SM 2320B (mg/L)	215	1.25		218	1		210	5		210	8		180	2		180	8		170	8		170	8		150	5		170	5				
Methane RSK-175 (µg/L)	<	5	U	<	5	UJ	<	5	U	0.55	0.31		<	1.7	U	<	0.87	U	<	0.87	U	<	0.87	U	<	2	U	<	2	U			
Carbon Dioxide SM 2320B (mg/L)[1]	96	1.25		97	0.4		92	2.2		93	0.22		79	0.88		79	0.88		75	0.88		75	0.1		66	0.8		75	1				

Notes:
*NW081 was abandoned and replaced by NW081R in 2012.

Analysis methods listed are accurate for most current sampling event. Previous analysis methods may be different.

[1]Carbon dioxide calculated from alkalinity results. Values for 2003 and 2004 were modified to be consistent with previous years' results.

< = less than reporting limit
µg/L = micrograms per liter
ID = identification number
J = estimated
LOQ = limit of quantification
mg/L = milligrams per liter
Qual = qualifier
RL = reporting limit
RSK = Robert S. Kerr Environmental Research Laboratory
SM = Standard Method
U = nondetect
USEPA = United States Environmental Protection Agency

TABLE E.2.4-20
CORNHUSKER ARMY AMMUNITION PLANT
WELL NW081R-NATURAL ATTENUATION PARAMETERS

FIELD ID	NW081			NW081			NW081			NW081			NW081		
COLLECT DATE	3/15/2002			3/16/2001			3/9/2000			3/19/1999			6/15/1998		
	Result	RL	Qual	Result	RL	Qual	Result	RL	Qual	Result	RL	Qual	Result	RL	Qual
NATURAL ATTENUATION PARAMETERS															
Ammonia USEPA 350.1 (mg/L)	0.06	0.20	J	<	0.1	U	<	0.1	U	<	0.1	U	<	0.1	U
Total Kjeldahl Nitrogen USEPA 351.2 (mg/L)	0.76	0.31		0.11	0.1		0.115	0.1		<	0.1	U	<	0.1	U
Nitrate/Nitrite USEPA 353.2 (mg/L)	42	2.0		46.1	1		44.6	2		34.7	2		35.5	4	
Sulfide SM 9034 (mg/L)	<	1.0	U	<	1	U	<	1	U	<	1	U	<	1	U
Sulfate USEPA 9056A (mg/L)	77	2.0		60.8	5		53.4	2		58.3	5		50.7	1	
Dissolved Organic Carbon SM 9060A (mg/L)	4.7	1.0		<	5	U	<	5	U	15.5	5		11.2	5	
Alkalinity SM 2320B (mg/L)	170	5.0		160	5		172	5		179	5		173	5	
Methane RSK-175 (µg/L)	<	2.0	U	<	1	U	<	1	U	<	1	U	<	1	U
Carbon Dioxide SM 2320B (mg/L)[1]	75	1.0		70.4	5		75.7	2.2		78.8	2.2		96.1	2.2	

Notes:
*NW081 was abandoned and replaced by NW081R in 2012.

Analysis methods listed are accurate for most current sampling event. Previous analysis methods may be different.

[1]Carbon dioxide calculated from alkalinity results. Values for 2003 and 2004 were modified to be consistent with previous years' results.

< = less than reporting limit
µg/L = micrograms per liter
ID = identification number
J = estimated
LOQ = limit of quantification
mg/L = milligrams per liter
Qual = qualifier
RL = reporting limit
RSK = Robert S. Kerr Environmental Research Laboratory
SM = Standard Method
U = nondetect
USEPA = United States Environmental Protection Agency

TABLE E.2.4-21
CORNHUSKER ARMY AMMUNITION PLANT
WELL NW082R-NATURAL ATTENUATION PARAMETERS

FIELD ID	NW082R					NW082R					NW082R					NW082R					NW082R					NW082R			NW082R			NW082R		
COLLECT DATE	None					6/8/2020					None					None					8/11/2015					8/12/2014			3/6/2013					
	Result	Qual	DL	LOD	LOQ	Result	Qual	DL	LOD	LOQ	Result	DL	LOD	LOQ	Qual	Result	DL	LOD	LOQ	Qual	Result	DL	LOD	LOQ	Qual	Result	LOQ	Qual	Result	RL	Qual		
NATURAL ATTENUATION PARAMETERS																																
Ammonia USEPA 350.1 (mg/L)						0.024	J	0.022	0.05	0.1											0.19	0.022	0.010	0.10		0.04	0.1	J	<	0.25	U		
Total Kjeldahl Nitrogen USEPA 351.2 (mg/L)	**Not Sampled**					<	U	0.69	1	1	**Not Sampled**					**No Analysis in 2016**					<	0.18	0.50	1.0	U	<	1	U	0.45	1	J		
Nitrate/Nitrite USEPA 353.2 (mg/L)	**in 2021**					17		0.038	0.1	0.2	**in 2017, 2018, 2019**										35	0.19	0.50	1.0		38	1		27.3	0.1			
Sulfide SM 9034 (mg/L)						<	U	0.79	1.9	4											<	0.79	1.9	4.0	U	<	4	U	0.2	2	J		
Sulfate USEPA 9056A (mg/L)						85		1	3	5											81	1.2	2.5	25		100	5		19.7	5			
Dissolved Organic Carbon SM 9060A (mg/L)						4.2		0.35	1	1											4.2	0.16	0.50	1.0		3.7	1		4.84	1			
Alkalinity SM 2320B (mg/L)						230		3.1	10	10											190	1.1	3.2	5.0		170	5		202	1.25			
Methane RSK-175 (µg/L)						2	J	0.63	2	5											5.2	0.22	0.80	5.0		1.2	5	J	2.80	5	J		
Carbon Dioxide SM 2320B (mg/L)[1]						102		3.1	10	10											84	1.1	3.2	5.0		76	5		90	10			

Notes:
*NW082 was abandoned and replaced by NW082R in 2012.

Analysis methods listed are accurate for most current sampling event. Previous analysis methods may be different.

[1]Carbon dioxide calculated from alkalinity results. Values for 2003 and 2004 were modified to be consistent with previous years' results.

< = less than reporting limit
µg/L = micrograms per liter
ID = identification number
J = estimated
LOQ = limit of quantification
mg/L = milligrams per liter
Qual = qualifier
RL = reporting limit
RSK = Robert S. Kerr Environmental Research Laboratory
SM = Standard Method
U = nondetect
USEPA = United States Environmental Protection Agency

TABLE E.2.4-21
CORNHUSKER ARMY AMMUNITION PLANT
WELL NW082R-NATURAL ATTENUATION PARAMETERS

FIELD ID	NW082R			NW082			NW082			NW082			NW082			NW082			NW082			NW082			NW082			NW082			NW082		
COLLECT DATE	4/16/2012			3/3/2011			3/15/2010			3/4/2009			3/6/2008			3/8/2007			3/10/2006			3/11/2005			3/11/2004			3/13/2003					
	Result	RL	Qual	Result	RL	Qual	Result	RL	Qual	Result	RL	Qual	Result	RL	Qual	Result	RL	Qual	Result	RL	Qual	Result	RL	Qual	Result	RL	Qual	Result	RL	Qual			
NATURAL ATTENUATION PARAMETERS																																	
Ammonia USEPA 350.1 (mg/L)	0.094	0.25	J	<	0.25	UJ	0.036	0.1	J	<	0.05	U	<	0.05	U	<	0.05	U	<	0.05	U	<	0.05	U	0.21	0.2		<	0.2	U			
Total Kjeldahl Nitrogen USEPA 351.2 (mg/L)	<	1	U	<	1	U	<	1	U	<	1	U	<	1	U	<	1	U	<	1	U	<	1	U	1.7	0.2		0.80	0.20				
Nitrate/Nitrite USEPA 353.2 (mg/L)	21	0.1		27	0.1		28	0.5		24	0.5		25	0.5		28	1		24	1.3	J	44	1		32	1		31	1	J			
Sulfide SM 9034 (mg/L)	0.4	2	J	0.2	2	J	<	1	U	<	1	U	<	1	U	<	1	U	<	1	U	<	1	U	<	1	U	1.8	1				
Sulfate USEPA 9056A (mg/L)	78	5		82	2		72	25		63	20		67	20		62	20		70	20		66	10		70	2		68	5				
Dissolved Organic Carbon SM 9060A (mg/L)	4.3	1		4.4	1		3.2	1		3.5	1		4.3	1		3.6	1		3.7	1		3.6	1		3.9	1		3.2	1.0				
Alkalinity SM 2320B (mg/L)	200	1.25		202	1		220	5		220	8		200	2		200	8		190	8		200	8		180	5		200	5				
Methane RSK-175 (µg/L)	0.80	5	J	<	5	UJ	1.9	5	J	0.47	0.31		<	1.7	U	0.54	0.87	J	1.4	0.87		0.3	0.87	J	<	2	U	<	2	U			
Carbon Dioxide SM 2320B (mg/L)[1]	89	1.25		90	0.4		95	2.2		96	0.22		88	0.88		86	0.88		84	0.88		88	0.1		79	0.4		88	1				

Notes:
*NW082 was abandoned and replaced by NW082R in 2012.

Analysis methods listed are accurate for most current sampling event. Previous analysis methods may be different.

[1]Carbon dioxide calculated from alkalinity results. Values for 2003 and 2004 were modified to be consistent with previous years' results.

< = less than reporting limit
µg/L = micrograms per liter
ID = identification number
J = estimated
LOQ = limit of quantification
mg/L = milligrams per liter
Qual = qualifier
RL = reporting limit
RSK = Robert S. Kerr Environmental Research Laboratory
SM = Standard Method
U = nondetect
USEPA = United States Environmental Protection Agency

TABLE E.2.4-21
CORNHUSKER ARMY AMMUNITION PLANT
WELL NW082R-NATURAL ATTENUATION PARAMETERS

FIELD ID	NW082			NW082			NW082			NW082			NW082		
COLLECT DATE	3/15/2002			3/16/2001			3/9/2000			3/19/1999			6/15/1998		
	Result	RL	Qual	Result	RL	Qual	Result	RL	Qual	Result	RL	Qual	Result	RL	Qual
NATURAL ATTENUATION PARAMETERS															
Ammonia USEPA 350.1 (mg/L)	0.09	0.20	J	<	0.1	U	<	0.1	U	<	0.1	U	<	0.1	U
Total Kjeldahl Nitrogen USEPA 351.2 (mg/L)	0.80	0.32		<	0.1	U	0.118	0.1		<	0.1	U	<	0.1	U
Nitrate/Nitrite USEPA 353.2 (mg/L)	40	1.0		38.6	1		40.0	2		27.2	2		28	2	
Sulfide SM 9034 (mg/L)	<	1.0	U	<	1	U	<	1	U	<	1	U	<	1	U
Sulfate USEPA 9056A (mg/L)	82	2.0		68.6	5		61.4	2		64.5	5		54.2	1	
Dissolved Organic Carbon SM 9060A (mg/L)	4.3	1.0		<	5	U	<	5	U	14.1	5		7.9	5	
Alkalinity SM 2320B (mg/L)	220	5.0		211	5		217	5		226	5		224	5	
Methane RSK-175 (µg/L)	<	2.0	U	<	1	U	<	1	U	<	1	U	<	1	U
Carbon Dioxide SM 2320B (mg/L)[1]	97	1.0		92.8	5		95.5	2.2		94.4	2.2		98.6	2.2	

Notes:
*NW082 was abandoned and replaced by NW082R in 2012.

Analysis methods listed are accurate for most current sampling event. Previous analysis methods may be different.

[1]Carbon dioxide calculated from alkalinity results. Values for 2003 and 2004 were modified to be consistent with previous years' results.

< = less than reporting limit
µg/L = micrograms per liter
ID = identification number
J = estimated
LOQ = limit of quantification
mg/L = milligrams per liter
Qual = qualifier
RL = reporting limit
RSK = Robert S. Kerr Environmental Research Laboratory
SM = Standard Method
U = nondetect
USEPA = United States Environmental Protection Agency

TABLE E.2.4-22
CORNHUSKER ARMY AMMUNITION PLANT
WELL NW090-NATURAL ATTENUATION PARAMETERS

FIELD ID	NW090			NW090			NW090			NW090			NW090			NW090			NW090			NW090			NW090			NW090		
COLLECT DATE	None			3/10/2005			3/10/2004			3/13/2003			3/15/2002			3/16/2001			3/9/2000			3/19/1999			6/13/1998					
	Result	RL	Qual	Result	RL	Qual	Result	RL	Qual	Result	RL	Qual	Result	RL	Qual	Result	RL	Qual	Result	RL	Qual	Result	RL	Qual	Result	RL	Qual			
NATURAL ATTENUATION PARAMETERS																														
Ammonia USEPA 350.1 (mg/L)				<	0.5	U	0.12	0.2	J	<	0.26	U	0.35	0.20		<	0.1	U	<	0.1	U	<	0.1	U	0.11	0.1				
Total Kjeldahl Nitrogen USEPA 351.2 (mg/L)	**Abandoned**			<	1	U	0.9	0.2		0.88	0.2		1.4	1.4	J	0.475	0.1		0.214	0.1		<	0.1	U	<	0.1	U			
Nitrate/Nitrite USEPA 353.2 (mg/L)	**2005**			7.1	0.25		7.3	1		8.1	0.5	J	10	1.0		8.59	0.5		12.1	1		26.8	2		25.8	2				
Sulfide SM 9034 (mg/L)				<	1	U	<	1	U	1.80	1.00		0.50	1.0	J	<	1	U	<	1	U	<	1	U	<	1	U			
Sulfate USEPA 9056A (mg/L)				52	10		44	2		63	5		43	2.0		40.1	5		54.2	2		43.3	2		20.1	5				
Dissolved Organic Carbon SM 9060A (mg/L)				3	1		3.8	1		3.5	1.0		3.6	1.0		<	5	U	6.20	5		13.0	5		16.5	5				
Alkalinity SM 2320B (mg/L)				100	8		130	5		100	5		110	5.0		130	5		192	5		163	5		181	5				
Methane RSK-175 (µg/L)				4.2	0.87		9.4	2		<	2	U	<	2.0	U	27	1		16	1		33.8	20		41.2	2				
Carbon Dioxide SM 2320B (mg/L)[1]				44	0.1		57	2.5		44	1		48	1.0		57.2	5		84.5	2.2		71.7	2.2		79.6	2.2				

Notes:
Analysis methods listed are accurate for most current sampling event. Previous analysis methods may be different.

[1]Carbon dioxide calculated from alkalinity results. Values for 2003 and 2004 were modified to be consistent with previous years' results.

< = less than reporting limit
µg/L = micrograms per liter
ID = identification number
J = estimated
LOQ = limit of quantification
mg/L = milligrams per liter
Qual = qualifier
RL = reporting limit
RSK = Robert S. Kerr Environmental Research Laboratory
SM = Standard Method
U = nondetect
USEPA = United States Environmental Protection Agency

TABLE E.2.4-23
CORNHUSKER ARMY AMMUNITION PLANT
WELL NW091-NATURAL ATTENUATION PARAMETERS

FIELD ID	NW091			NW091			NW091			NW091			NW091			NW091			NW091			NW091			NW091			NW091		
COLLECT DATE	None			3/10/2005			3/10/2004			3/13/2003			3/15/2002			3/16/2001			3/9/2000			3/19/1999			6/13/1998					
	Result	RL	Qual	Result	RL	Qual	Result	RL	Qual	Result	RL	Qual	Result	RL	Qual	Result	RL	Qual	Result	RL	Qual	Result	RL	Qual	Result	RL	Qual			
NATURAL ATTENUATION PARAMETERS																														
Ammonia USEPA 350.1 (mg/L)				<	0.05	U	0.15	0.2	J	<	0.2	U	0.24	0.20		<	0.1	U	<	0.1	U	<	0.1	U	<	0.1	U			
Total Kjeldahl Nitrogen USEPA 351.2 (mg/L)	**Abandoned**			1.1	1		<	0.46	U	0.61	0.2		0.43	0.20		0.463	0.1		0.728	0.1		<	0.1	U	0.38	0.1				
Nitrate/Nitrite USEPA 353.2 (mg/L)	**2005**			0.23	0.05		0.67	0.1		0.28	0.1		0.24	0.10		<	0.5	U	<	1	U	<	1	U	<	1	U			
Sulfide SM 9034 (mg/L)				<	1	U	<	1	U	1.4	1		<	1.0	U	<	1	U	<	1	U	<	1	U	<	1	U			
Sulfate USEPA 9056A (mg/L)				40	10		41	2		41	5		43	2.0		40.3	5		37.9	2		46.3	1		34.5	1				
Dissolved Organic Carbon SM 9060A (mg/L)				3.8	1		4	1		3.7	1.0		4.6	1.0		<	5	U	6.40	5		14.8	5		16.7	5				
Alkalinity SM 2320B (mg/L)				250	8		240	5		260	5		260	5.0		244	5		248	5		272	5		265	5				
Methane RSK-175 (µg/L)				0.65	0.87	J	<	2	U	<	2	U	<	2.0	U	<	1	U	<	1	U	12.5	1		11.7	1				
Carbon Dioxide SM 2320B (mg/L)[1]				110	0.1		106	0.4		114	1		110	1.0		107	5		109	2.2		120	2.2		117	2.2				

Notes:
Analysis methods listed are accurate for most current sampling event. Previous analysis methods may be different.

[1]Carbon dioxide calculated from alkalinity results. Values for 2003 and 2004 were modified to be consistent with previous years' results.

< = less than reporting limit
µg/L = micrograms per liter
ID = identification number
J = estimated
LOQ = limit of quantification
mg/L = milligrams per liter
Qual = qualifier
RL = reporting limit
RSK = Robert S. Kerr Environmental Research Laboratory
SM = Standard Method
U = nondetect
USEPA = United States Environmental Protection Agency

TABLE E.2.4-24
CORNHUSKER ARMY AMMUNITION PLANT
WELL NW100-NATURAL ATTENUATION PARAMETERS

FIELD ID	NW100			NW100			NW100			NW100			NW100			NW100			NW100			NW100			NW100			NW100			NW100		
COLLECT DATE	None			None			3/7/2013			2/29/2012			3/3/2011			3/10/2010			3/4/2009			3/4/2009			3/5/2008			3/8/2007			3/8/2006		
	Result	RL	Qual	Result	RL	Qual	Result	RL	Qual	Result	RL	Qual	Result	RL	Qual	Result	RL	Qual	Result	RL	Qual	Result	RL	Qual	Result	RL	Qual	Result	RL	Qual	Result	RL	Qual
NATURAL ATTENUATION PARAMETERS																																	
Ammonia USEPA 350.1 (mg/L)							0.311	0.25		0.175	0.25	J	<	0.25	UJ	0.036	0.1	J	<	0.05	U	<	0.05	U	<	0.05	U	<	0.05	U	<	0.05	U
Total Kjeldahl Nitrogen USEPA 351.2 (mg/L)	**Abandoned**			**Not Sampled**			1.63	1		<	1	U	<	1	U	<	1	U	<	1	U	<	1	U	<	1	U	<	1	U	<	1	U
Nitrate/Nitrite USEPA 353.2 (mg/L)	**2020**			**in 2014, 2015, 2016,**			50.1	0.1		39	0.1		25	0.1		8.7	0.1		24	0.5		24	0.5		18	0.5		5.7	1		4.4	0.25	
Sulfide SM 9034 (mg/L)				**2017, 2018, 2019**			0.401	2	J	0.4	2	J	0.2	2	J	<	4	U	<	1	U	<	1	U	<	1	U	<	1	U	<	1	U
Sulfate USEPA 9056A (mg/L)							48.3	1		44	1		39	1		27	5		38	20		38	20		36	10		10	1		13	5	
Dissolved Organic Carbon SM 9060A (mg/L)							4.28	1		3.3	1		3.7	1		1.6	1		4.7	1		4.7	1		2.9	1		<	1	U	1.3	1	
Alkalinity SM 2320B (mg/L)							30	1.25		32	1.25		38	1		35	5		210	8		210	8		26	2		32	4		32	8	
Methane RSK-175 (µg/L)							<	5	U	<	5	U	<	5	UJ	<	5	U	<	0.31	U	<	0.31	U	<	1.7	U	<	0.87	U	<	0.87	U
Carbon Dioxide SM 2320B (mg/L)[1]							13	10		14	1.25		17	0.4		15	2.2		92	0.22		92	0.22		11	0.88		14	0.88		14	0.88	

Notes:
Analysis methods listed are accurate for most current sampling event. Previous analysis methods may be different.

[1]Carbon dioxide calculated from alkalinity results. Values for 2003 and 2004 were modified to be consistent with previous years' results.

< = less than reporting limit
µg/L = micrograms per liter
ID = identification number
J = estimated
LOQ = limit of quantification
mg/L = milligrams per liter
Qual = qualifier
RL = reporting limit
RSK = Robert S. Kerr Environmental Research Laboratory
SM = Standard Method
U = nondetect
USEPA = United States Environmental Protection Agency

TABLE E.2.4-24
CORNHUSKER ARMY AMMUNITION PLANT
WELL NW100-NATURAL ATTENUATION PARAMETERS

FIELD ID	NW100			NW100			NW100			NW100			NW100			NW100			NW100			NW100			NW100		
COLLECT DATE	None			3/16/2004			3/13/2003			3/14/2002			3/19/2001			3/8/2000			3/22/1999			6/12/1998					
	Result	RL	Qual	Result	RL	Qual	Result	RL	Qual	Result	RL	Qual	Result	RL	Qual	Result	RL	Qual	Result	RL	Qual	Result	RL	Qual			
NATURAL ATTENUATION PARAMETERS																											
Ammonia USEPA 350.1 (mg/L)				0.14	0.2	J	0.17	0.2	J	0.57	0.4		<	0.1	U	<	0.1	U	<	0.1	U	0.033	0.1	J			
Total Kjeldahl Nitrogen USEPA 351.2 (mg/L)	**No 2005 Sample**			1.2	0.2		0.55	0.20	J	0.80	0.20	J	<	0.1	U	<	0.1	U	<	0.1	U	<	0.1	U			
Nitrate/Nitrite USEPA 353.2 (mg/L)	**Well Dry**			36	1		42	2	J	51	5.0		64.2	2.5		89.1	10		72.2	5		80.7	10				
Sulfide SM 9034 (mg/L)				0.7	1	J	0.7	1	J	<	1.0	U	<	1	U	<	1	U	<	1	U	<	1	U			
Sulfate USEPA 9056A (mg/L)				42	2		50	5		81	2.0		53	5		48.8	2		76.1	5		57.3	1				
Dissolved Organic Carbon SM 9060A (mg/L)				3.7	1		4.7	1		6.6	1.0	J	<	5	U	<	5	U	8.10	5		7.1	5				
Alkalinity SM 2320B (mg/L)				23	5		27	5		22	5.0		23.3	5		25.2	5		25	5		41.5	5				
Methane RSK-175 (µg/L)				<	2	U	<	2	U	<	2.0	U	<	1	U	<	1	U	<	1	U	<	1	U			
Carbon Dioxide SM 2320B (mg/L)[1]				10	3.4		12	1.0		9.7	1.0		10.3	5		11.1	2.2		11.0	2.2		18.3	2.2				

Notes:
Analysis methods listed are accurate for most current sampling event. Previous analysis methods may be different.

[1]Carbon dioxide calculated from alkalinity results. Values for 2003 and 2004 were modified to be consistent with previous years' results.

< = less than reporting limit
µg/L = micrograms per liter
ID = identification number
J = estimated
LOQ = limit of quantification
mg/L = milligrams per liter
Qual = qualifier
RL = reporting limit
RSK = Robert S. Kerr Environmental Research Laboratory
SM = Standard Method
U = nondetect
USEPA = United States Environmental Protection Agency

TABLE E.2.4-25
CORNHUSKER ARMY AMMUNITION PLANT
WELL NW101-NATURAL ATTENUATION PARAMETERS

FIELD ID	NW101			NW101			NW101			NW101			NW101			NW101			NW101			NW101			NW101			NW101			NW101		
COLLECT DATE	None			None			3/7/2013			2/29/2012			3/3/2011			3/10/2010			3/4/2009			3/5/2008			3/9/2007			3/8/2006			3/9/2005		
	Result	RL	Qual	Result	RL	Qual	Result	RL	Qual	Result	RL	Qual	Result	RL	Qual	Result	RL	Qual	Result	RL	Qual	Result	RL	Qual	Result	RL	Qual	Result	RL	Qual	Result	RL	Qual
NATURAL ATTENUATION PARAMETERS																																	
Ammonia USEPA 350.1 (mg/L)							4.0	0.25	J	3.9	0.25		2.9	0.25		1.2	0.1	J	1.5	0.05		0.25	0.05	J	0.072	0.05		<	0.05	U	<	0.05	U
Total Kjeldahl Nitrogen USEPA 351.2 (mg/L)	**Abandoned**			**Not Sampled**			1.42	1		3.8	1		<	1	U	<	1	UJ	<	1	U	<	1	UJ	<	1	UJ	<	1	U	<	1	UJ
Nitrate/Nitrite USEPA 353.2 (mg/L)	**2020**			**in 2014, 2015, 2016,**			42.7	0.1	J	39	0.1	J	44	0.1		39	0.5		42	2.5		49	2.5	J	45	1	J	48	1	J	46	2.5	J
Sulfide SM 9034 (mg/L)				**2017, 2018, 2019**			<	2	U	0.4	2	J	0.2	2	J	<	4	U	<	1	U	<	1	UJ	<	1	U	<	1	U	<	1	U
Sulfate USEPA 9056A (mg/L)							78.4	5		78	2		90	2		84	25		72	20	J	72	20		61	20		66	20		63	10	
Dissolved Organic Carbon SM 9060A (mg/L)							9.1	1		8.3	1		15	1		12	1		17	1		13	1		9.9	1		11	1		10	1	
Alkalinity SM 2320B (mg/L)							145	1.25		131	1.25		198	1		190	5		210	8		200	2		180	8		190	8		160	8	
Methane RSK-175 (µg/L)							<	5	U	<	5	U	<	5	UJ	<	5	U	<	0.31	U	<	1.7	U	<	0.87	U	<	0.87	U	<	0.87	U
Carbon Dioxide SM 2320B (mg/L)[1]							64	10		58	1.25		88	0.4		84	2.2		93	0.22		88	0.88		81	0.88		85	0.88		70	0.1	

Notes:
Analysis methods listed are accurate for most current sampling event. Previous analysis methods may be different.

[1]Carbon dioxide calculated from alkalinity results. Values for 2003 and 2004 were modified to be consistent with previous years' results.

< = less than reporting limit
µg/L = micrograms per liter
ID = identification number
J = estimated
LOQ = limit of quantification
mg/L = milligrams per liter
Qual = qualifier
RL = reporting limit
RSK = Robert S. Kerr Environmental Research Laboratory
SM = Standard Method
U = nondetect
USEPA = United States Environmental Protection Agency

TABLE E.2.4-25
CORNHUSKER ARMY AMMUNITION PLANT
WELL NW101-NATURAL ATTENUATION PARAMETERS

FIELD ID	NW101			NW101			NW101			NW101			NW101			NW101			NW101		
COLLECT DATE	3/11/2004			3/13/2003			3/14/2002			3/19/2001			3/8/2000			3/22/1999			6/12/1998		
	Result	RL	Qual	Result	RL	Qual	Result	RL	Qual	Result	RL	Qual	Result	RL	Qual	Result	RL	Qual	Result	RL	Qual
NATURAL ATTENUATION PARAMETERS																					
Ammonia USEPA 350.1 (mg/L)	0.47	0.2	J	0.48	0.20		0.60	0.20		0.312	0.1		<	0.1	U	<	0.1	U	0.093	0.1	J
Total Kjeldahl Nitrogen USEPA 351.2 (mg/L)	2.6	0.2	J	1	0.2		1.4	0.20		0.609	0.1		0.100	0.1		<	0.1	U	<	0.1	U
Nitrate/Nitrite USEPA 353.2 (mg/L)	37	1	J	38	1	J	48	2.0		44.1	1		45.9	5		58.1	4		41.2	4	
Sulfide SM 9034 (mg/L)	0.7	1	J	1.3	1		<	1.0	U	<	1	U	<	1	U	<	1	U	<	1	U
Sulfate USEPA 9056A (mg/L)	62	2		52	5		69	2.0		51.5	5		47.0	2		56.5	5		48.9	1	
Dissolved Organic Carbon SM 9060A (mg/L)	10	1		6.9	1.0		8.8	1.0		<	5	U	6.5	5		7.10	5		9.3	5	
Alkalinity SM 2320B (mg/L)	150	5		150	5		160	5.0		104	5		116	5		124	5		135	5	
Methane RSK-175 (µg/L)	<	2	U	<	2	U				<	1	U	<	1	U	<	1	U	<	1	U
Carbon Dioxide SM 2320B (mg/L)[1]	66	0.8		66	1		70	1.0		45.8	5		51.0	2.2		54.5	2.2		59.4	2.2	

Notes:
Analysis methods listed are accurate for most current sampling event. Previous analysis methods may be different.

[1]Carbon dioxide calculated from alkalinity results. Values for 2003 and 2004 were modified to be consistent with previous years' results.

< = less than reporting limit
µg/L = micrograms per liter
ID = identification number
J = estimated
LOQ = limit of quantification
mg/L = milligrams per liter
Qual = qualifier
RL = reporting limit
RSK = Robert S. Kerr Environmental Research Laboratory
SM = Standard Method
U = nondetect
USEPA = United States Environmental Protection Agency

TABLE E.2.4-26
CORNHUSKER ARMY AMMUNITION PLANT
WELL NW102-NATURAL ATTENUATION PARAMETERS

FIELD ID	NW102			NW102			NW102			NW102			NW102			NW102			NW102			NW102			NW102			NW102			NW102		
COLLECT DATE	None			None			3/7/2013			2/29/2012			3/3/2011			3/10/2010			3/4/2009			3/5/2008			3/8/2007			3/8/2006			3/10/2005		
	Result	RL	Qual	Result	RL	Qual	Result	RL	Qual	Result	RL	Qual	Result	RL	Qual	Result	RL	Qual	Result	RL	Qual	Result	RL	Qual	Result	RL	Qual	Result	RL	Qual	Result	RL	Qual
NATURAL ATTENUATION PARAMETERS																																	
Ammonia USEPA 350.1 (mg/L)							0.679	0.25		0.192	0.25	J	<	0.25	UJ	0.068	0.1	J	<	0.05	U	<	0.05	U	<	0.05	U	<	0.05	U	<	0.05	U
Total Kjeldahl Nitrogen USEPA 351.2 (mg/L)	**Abandoned**			**Not Sampled**			<	1		<	1	UJ	0.771	1	J	<	1	U	<	1	U	<	1	U	<	1	U	<	1	U	<	1	U
Nitrate/Nitrite USEPA 353.2 (mg/L)	**2020**			**in 2014, 2015, 2016,**			28	0.1		29	0.1		35	0.1		37	0.5		35	1		33	1		26	1		22	0.5		15	0.5	
Sulfide SM 9034 (mg/L)				**2017, 2018, 2019**			0.2	2	J	0.2	2	J	0.2	2	J	<	4	U	<	1	U	<	1	U	<	1	U	<	1	U	<	1	U
Sulfate USEPA 9056A (mg/L)							53.6	1		69	1		84	2		64	25		61	20		62	5		55	20		58	20		50	10	
Dissolved Organic Carbon SM 9060A (mg/L)							5.06	1		6.4	1		10	1		4.7	1		<	1	U	10	1		10	1		12	1		7.6	1	
Alkalinity SM 2320B (mg/L)							110	1.25		137	1.25		165	1		120	5		200	8		190	2		240	8		250	8		190	8	
Methane RSK-175 (µg/L)							<	5	U	<	5	U	<	5	UJ	<	5	U	<	0.31	U	<	1.7	U	<	0.87	U	<	0.87	U	<	0.87	U
Carbon Dioxide SM 2320B (mg/L)[1]							49	10		61	1.25		73	0.4		52	2.2		87	0.22		84	0.88		110	0.88		110	0.88		84	0.1	

Notes:
Analysis methods listed are accurate for most current sampling event. Previous analysis methods may be different.

[1]Carbon dioxide calculated from alkalinity results. Values for 2003 and 2004 were modified to be consistent with previous years' results.

< = less than reporting limit
µg/L = micrograms per liter
ID = identification number
J = estimated
LOQ = limit of quantification
mg/L = milligrams per liter
Qual = qualifier
RL = reporting limit
RSK = Robert S. Kerr Environmental Research Laboratory
SM = Standard Method
U = nondetect
USEPA = United States Environmental Protection Agency

TABLE E.2.4-26
CORNHUSKER ARMY AMMUNITION PLANT
WELL NW102-NATURAL ATTENUATION PARAMETERS

FIELD ID	NW102			NW102			NW102			NW102			NW102			NW102			NW102		
COLLECT DATE	3/11/2004			3/12/2003			3/13/2002			3/19/2001			3/8/2000			3/22/1999			6/12/1998		
	Result	RL	Qual	Result	RL	Qual	Result	RL	Qual	Result	RL	Qual	Result	RL	Qual	Result	RL	Qual	Result	RL	Qual
NATURAL ATTENUATION PARAMETERS																					
Ammonia USEPA 350.1 (mg/L)	0.16	0.2	J	<	0.2	U	<	0.20	U	<	0.1	U	<	0.1	U	<	0.1	U	<	0.1	U
Total Kjeldahl Nitrogen USEPA 351.2 (mg/L)	1.8	0.2		0.3	0.2		1.1	0.42		<	0.1	U	<	0.1	U	<	0.1	U	<	0.1	U
Nitrate/Nitrite USEPA 353.2 (mg/L)	25	1		27	1	J	37	1.0		29.3	1		31.6	2		34.1	2		34.4	4	
Sulfide SM 9034 (mg/L)	<	1	U	1.3	1		<	1.0	U	<	1	U	<	1	U	<	1	U	<	1	U
Sulfate USEPA 9056A (mg/L)	49	2		41	5		52	2.0		38.6	5		33.4	2		73	5		38.1	1	
Dissolved Organic Carbon SM 9060A (mg/L)	5.1	1		2.9	1		5.4	1.0		<	5	U	<	5	U	5.90	5		8.9	5	
Alkalinity SM 2320B (mg/L)	130	5		110	5		140	5.0		99.0	5		103	5		107	5		114	5	
Methane RSK-175 (µg/L)	<	2	U	<	2	U	<	2.0	U	<	1	U	<	1	U	<	1	U	<	1	U
Carbon Dioxide SM 2320B (mg/L)[1]	57	0.8		48	1		62	1.0		43.6	5		45.3	2.2		47.1	2.2		50.2	2.2	

Notes:
Analysis methods listed are accurate for most current sampling event. Previous analysis methods may be different.

[1]Carbon dioxide calculated from alkalinity results. Values for 2003 and 2004 were modified to be consistent with previous years' results.

< = less than reporting limit
µg/L = micrograms per liter
ID = identification number
J = estimated
LOQ = limit of quantification
mg/L = milligrams per liter
Qual = qualifier
RL = reporting limit
RSK = Robert S. Kerr Environmental Research Laboratory
SM = Standard Method
U = nondetect
USEPA = United States Environmental Protection Agency

TABLE E.2.4-27
CORNHUSKER ARMY AMMUNITION PLANT
WELL NW120-NATURAL ATTENUATION PARAMETERS

FIELD ID	NW120			NW120			NW120			NW120			NW120			NW120			NW120			NW120			NW120			NW120			NW120		
COLLECT DATE	None			None			3/1/2012			3/1/2012			3/3/2011			3/10/2010			3/5/2009			3/6/2008			None			3/9/2006			3/9/2005		
	Result	RL	Qual	Result	RL	Qual	Result	RL	Qual	Result	RL	Qual	Result	RL	Qual	Result	RL	Qual	Result	RL	Qual	Result	RL	Qual	Result	RL	Qual	Result	RL	Qual	Result	RL	Qual
NATURAL ATTENUATION PARAMETERS																																	
Ammonia USEPA 350.1 (mg/L)										<	0.25	UJ	<	0.25	UJ	<	0.1	U	<	0.05	U	0.06	0.05					<	0.05	U	0.08	0.05	
Total Kjeldahl Nitrogen USEPA 351.2 (mg/L)	**Abandoned**			**Not Sampled**			**No 2013 Sample**			<	1	U	<	1	U	<	1	U	<	1	U	<	1	U	**No 2007 Sample**			<	1	U	<	1	U
Nitrate/Nitrite USEPA 353.2 (mg/L)	**2020**			**in 2014, 2015, 2016,**			**Obstruction**			9.5	0.1		9.7	0.1		9.5	0.1		15	0.5		18	0.5		**Well Dry**			11	0.5		8	0.5	
Sulfide SM 9034 (mg/L)				**2017, 2018, 2019**						0.4	2	J	0.2	2	J	<	4	U	<	1	U	1	1					<	1	U	<	1	U
Sulfate USEPA 9056A (mg/L)										87	2		89	2		110	25		92	20		110	20					110	20		89	20	
Dissolved Organic Carbon SM 9060A (mg/L)										2.3	1		2.5	1		2	1		2.1	1		3.7	1					2.8	1		2.2	1	
Alkalinity SM 2320B (mg/L)										182	1.25		122	1		140	5		160	8		150	2					130	8		130	8	
Methane RSK-175 (µg/L)										<	5	UJ	<	5	UJ	<	5	U	<	0.31	U	<	1.7	U				<	0.87	U	<	0.87	U
Carbon Dioxide SM 2320B (mg/L)[1]										81	1.25		54	0.4		61	2.2		71	0.22		66	0.88					55	0.88		57	0.1	

Notes:
Analysis methods listed are accurate for most current sampling event. Previous analysis methods may be different.

[1]Carbon dioxide calculated from alkalinity results. Values for 2003 and 2004 were modified to be consistent with previous years' results.

< = less than reporting limit
µg/L = micrograms per liter
ID = identification number
J = estimated
LOQ = limit of quantification
mg/L = milligrams per liter
Qual = qualifier
RL = reporting limit
RSK = Robert S. Kerr Environmental Research Laboratory
SM = Standard Method
U = nondetect
USEPA = United States Environmental Protection Agency

TABLE E.2.4-27
CORNHUSKER ARMY AMMUNITION PLANT
WELL NW120-NATURAL ATTENUATION PARAMETERS

FIELD ID	NW120			NW120			NW120			NW120			NW120			NW120			NW120		
COLLECT DATE	3/10/2004			3/12/2003			3/14/2002			3/15/2001			3/16/2000			3/25/1999			6/15/1998		
	Result	RL	Qual	Result	RL	Qual	Result	RL	Qual	Result	RL	Qual	Result	RL	Qual	Result	RL	Qual	Result	RL	Qual
NATURAL ATTENUATION PARAMETERS																					
Ammonia USEPA 350.1 (mg/L)	0.13	0.2	J	<	0.2	U	<	0.28	U	1.81	0.1		1.29	0.1		2.05	0.2		1.48	0.1	
Total Kjeldahl Nitrogen USEPA 351.2 (mg/L)	<	0.72	U	0.34	0.2		0.43	0.20		1.86	0.1		1.36	0.1		1.07	0.1		<	0.1	U
Nitrate/Nitrite USEPA 353.2 (mg/L)	6.9	1		6.5	0.5		9.1	0.50		6.83	0.5		8.94	1		7.07	2		6.51	1	
Sulfide SM 9034 (mg/L)	<	1	U	0.7	1	J	1.2	1.0		<	1	U	<	1	U	<	1	U	<	1	U
Sulfate USEPA 9056A (mg/L)	82	2		74	25		53	1.0		46.5	5		81.4	2		67.5	5		55.8	5	
Dissolved Organic Carbon SM 9060A (mg/L)	2.5	1		2.0	1.0		2.4	1.0		11.6	5		13.5	5		6.50	5		8.8	5	
Alkalinity SM 2320B (mg/L)	130	5		170	5		130	5.0		117	5		152	5		149	5		120	5	
Methane RSK-175 (µg/L)	<	2	U	<	2	U	<	2.0	U	<	1.1	U	<	1	U	<	1	U	<	1	U
Carbon Dioxide SM 2320B (mg/L)[1]	57	0.7		75	1		57	1.0		51.5	5		66.7	2.2		65.6	2.2		52.8	2.2	

Notes:
Analysis methods listed are accurate for most current sampling event. Previous analysis methods may be different.

[1]Carbon dioxide calculated from alkalinity results. Values for 2003 and 2004 were modified to be consistent with previous years' results.

< = less than reporting limit
µg/L = micrograms per liter
ID = identification number
J = estimated
LOQ = limit of quantification
mg/L = milligrams per liter
Qual = qualifier
RL = reporting limit
RSK = Robert S. Kerr Environmental Research Laboratory
SM = Standard Method
U = nondetect
USEPA = United States Environmental Protection Agency

TABLE E.2.4-28
CORNHUSKER ARMY AMMUNITION PLANT
WELL NW121-NATURAL ATTENUATION PARAMETERS

FIELD ID	NW121			NW121			NW121			NW121			NW121			NW121			NW121			NW121			NW121			NW121			NW121		
COLLECT DATE	None			None			3/6/2013			3/1/2012			3/3/2011			3/10/2010			3/5/2009			3/6/2008			3/8/2007			3/9/2006			3/9/2005		
	Result	RL	Qual	Result	RL	Qual	Result	RL	Qual	Result	RL	Qual	Result	RL	Qual	Result	RL	Qual	Result	RL	Qual	Result	RL	Qual	Result	RL	Qual	Result	RL	Qual	Result	RL	Qual
NATURAL ATTENUATION PARAMETERS																																	
Ammonia USEPA 350.1 (mg/L)							<	0.25	U	<	0.25	UJ	<	0.25	UJ	<	0.1	U	<	0.05	U	<	0.05	U	0.53	0.05		<	0.05	U	<	0.05	U
Total Kjeldahl Nitrogen USEPA 351.2 (mg/L)	**Abandoned**			**Not Sampled**			1.31	1		<	1	UJ	0.785	1	J	0.41	1	J	<	1	U	<	1	U	<	1	U	<	1	U	<	1	U
Nitrate/Nitrite USEPA 353.2 (mg/L)	**2020**			**in 2014, 2015, 2016,**			1.420	0.1		0.994	0.1		0.988	0.1		1.5	0.1		1.5	0.05		8.5	0.5		12	1		9.6	0.25		8.9	0.5	
Sulfide SM 9034 (mg/L)				**2017, 2018, 2019**			0.401	2	J	0.4	2	J	0.2	2	J	<	4	U	<	1	U	<	1	U	<	1	U	<	1	U	<	1	U
Sulfate USEPA 9056A (mg/L)							51.2	1		54	1		67	1		84	25		75	20		75	20		78	20		72	20		110	10	
Dissolved Organic Carbon SM 9060A (mg/L)							4.55	1		4.9	1		5.3	1		3.3	1		3.5	1		3.2	1		2	1		2.2	1		2.1	1	
Alkalinity SM 2320B (mg/L)							250	1.25		342	1.25		322	1		250	5		260	8		210	2		210	8		210	8		220	8	
Methane RSK-175 (µg/L)							<	5	U	<	5	UJ	<	5	UJ	<	5	U	<	0.31	U	<	1.7	U	<	0.87	U	<	0.87	U	<	0.87	U
Carbon Dioxide SM 2320B (mg/L)[1]							111	10		152	1.25		143	0.4		110	2.2		110	0.22		92	0.88		92	0.88		92	0.88		97	0.1	

Notes:
Analysis methods listed are accurate for most current sampling event. Previous analysis methods may be different.

[1]Carbon dioxide calculated from alkalinity results. Values for 2003 and 2004 were modified to be consistent with previous years' results.

< = less than reporting limit
µg/L = micrograms per liter
ID = identification number
J = estimated
LOQ = limit of quantification
mg/L = milligrams per liter
Qual = qualifier
RL = reporting limit
RSK = Robert S. Kerr Environmental Research Laboratory
SM = Standard Method
U = nondetect
USEPA = United States Environmental Protection Agency

TABLE E.2.4-28
CORNHUSKER ARMY AMMUNITION PLANT
WELL NW121-NATURAL ATTENUATION PARAMETERS

FIELD ID	NW121			NW121			NW121			NW121			NW121			NW121			NW121			NW121		
COLLECT DATE	3/10/2004			3/12/2003			3/14/2002			3/15/2001			3/16/2000			3/25/1999			6/15/1998					
	Result	RL	Qual	Result	RL	Qual	Result	RL	Qual	Result	RL	Qual	Result	RL	Qual	Result	RL	Qual	Result	RL	Qual			
NATURAL ATTENUATION PARAMETERS																								
Ammonia USEPA 350.1 (mg/L)	0.11	0.2	J	<	0.2	U	<	0.20	U	<	0.1	U	<	0.1	U	<	0.1	U	<	0.1	U			
Total Kjeldahl Nitrogen USEPA 351.2 (mg/L)	0.9	0.2		0.29	0.2		0.36	0.20		0.458	0.1		0.591	0.1		<	0.1	U	0.34	0.1				
Nitrate/Nitrite USEPA 353.2 (mg/L)	8.1	1		6.6	0.5		2.6	0.10		2.02	0.5		<	1	U	<	1	U	1.05	1				
Sulfide SM 9034 (mg/L)	<	1	U	<	1	U	1.1	1.0		<	1	U	<	1	U	<	1	U	<	1	U			
Sulfate USEPA 9056A (mg/L)	72	2		78	25		67	4.0		56.1	5		40.7	2		50.2	2		50.4	1				
Dissolved Organic Carbon SM 9060A (mg/L)	2.4	1		2.2	1		3.3	1.0		10.7	5		18.2	5		<	5	U	10.2	5				
Alkalinity SM 2320B (mg/L)	210	5		260	5		280	5.0		280	5		354	5		326	5		427	5				
Methane RSK-175 (µg/L)	<	2	U	<	2	U	<	2.0	U	<	1	U	<	1	U	<	1	U	<	1	U			
Carbon Dioxide SM 2320B (mg/L)[1]	92	0.4		114	1		120	1.0		123	5		156	2.2		143	2.2		94.2	2.2				

Notes:
Analysis methods listed are accurate for most current sampling event. Previous analysis methods may be different.

[1]Carbon dioxide calculated from alkalinity results. Values for 2003 and 2004 were modified to be consistent with previous years' results.

< = less than reporting limit
µg/L = micrograms per liter
ID = identification number
J = estimated
LOQ = limit of quantification
mg/L = milligrams per liter
Qual = qualifier
RL = reporting limit
RSK = Robert S. Kerr Environmental Research Laboratory
SM = Standard Method
U = nondetect
USEPA = United States Environmental Protection Agency

TABLE E.2.4-29
CORNHUSKER ARMY AMMUNITION PLANT
WELL NW122-NATURAL ATTENUATION PARAMETERS

FIELD ID	NW122			NW122			NW122			NW122			NW122			NW122			NW122			NW122			NW122			NW122			NW122		
COLLECT DATE	None			None			3/6/2013			3/1/2012			3/3/2011			3/10/2010			3/5/2009			3/6/2008			3/8/2007			3/9/2006			3/9/2005		
	Result	RL	Qual	Result	RL	Qual	Result	RL	Qual	Result	RL	Qual	Result	RL	Qual	Result	RL	Qual	Result	RL	Qual	Result	RL	Qual	Result	RL	Qual	Result	RL	Qual	Result	RL	Qual
NATURAL ATTENUATION PARAMETERS																																	
Ammonia USEPA 350.1 (mg/L)							<	0.25	U	<	0.25	UJ	<	0.25	UJ	<	0.1	U	0.077	0.05		0.085	0.05		0.082	0.05		<	0.05	U	0.06	0.05	
Total Kjeldahl Nitrogen USEPA 351.2 (mg/L)	**Abandoned**			**Not Sampled**			0.957	1	J	<	1	U	<	1	UJ	0.16	1	J	<	1	U	<	1	U	<	1	U	<	1	U	<	1	U
Nitrate/Nitrite USEPA 353.2 (mg/L)	**2020**			**in 2014, 2015, 2016,**			<	0.1	U	0.211	0.1		<	0.1	UJ	<	0.1	U	<	0.05	U	<	0.05	U	<	0.05	U	<	0.05	U	<	0.05	U
Sulfide SM 9034 (mg/L)				**2017, 2018, 2019**			0.2	2	J	0.4	2	J	0.2	2	J	<	4	U	<	1	U	<	1	U	<	1	U	<	1	U	<	1	U
Sulfate USEPA 9056A (mg/L)							24.7	1		24	1		23	1		22	5		22	2		22	10		21	10		21	10		22	10	
Dissolved Organic Carbon SM 9060A (mg/L)							1.6	1		<	1	UJ	1.4	1		0.55	1	J	1.7	1		1.3	1		<	1	U	<	1	U	1.2	1	
Alkalinity SM 2320B (mg/L)							185	1.25		170	1.25		192	1		190	5		190	8		180	2		180	8		180	8		180	8	
Methane RSK-175 (µg/L)							28	5		26	5	J	24	5		69	5		25	0.31		13	1.7		10	0.87		7.4	0.87		9.2	0.87	
Carbon Dioxide SM 2320B (mg/L)[1]							82	10		76	1.25		85	0.4		83	2.2		85	0.22		79	0.88		81	0.88		79	0.88		79	0.1	

Notes:
Analysis methods listed are accurate for most current sampling event. Previous analysis methods may be different.

[1]Carbon dioxide calculated from alkalinity results. Values for 2003 and 2004 were modified to be consistent with previous years' results.

< = less than reporting limit
µg/L = micrograms per liter
ID = identification number
J = estimated
LOQ = limit of quantification
mg/L = milligrams per liter
Qual = qualifier
RL = reporting limit
RSK = Robert S. Kerr Environmental Research Laboratory
SM = Standard Method
U = nondetect
USEPA = United States Environmental Protection Agency

TABLE E.2.4-29
CORNHUSKER ARMY AMMUNITION PLANT
WELL NW122-NATURAL ATTENUATION PARAMETERS

FIELD ID	NW122			NW122			NW122			NW122			NW122			NW122			NW122		
COLLECT DATE	3/10/2004			3/12/2003			3/14/2002			3/15/2001			3/16/2000			3/25/1999			6/15/1998		
	Result	RL	Qual	Result	RL	Qual	Result	RL	Qual	Result	RL	Qual	Result	RL	Qual	Result	RL	Qual	Result	RL	Qual
NATURAL ATTENUATION PARAMETERS																					
Ammonia USEPA 350.1 (mg/L)	0.16	0.2	J	0.2	0.2	J	<	0.20	U	<	0.1	U	<	0.1	U	<	0.1	U	0.85	0.1	J
Total Kjeldahl Nitrogen USEPA 351.2 (mg/L)	<	0.29	U	0.21	0.20		0.28	0.20		0.304	0.1		0.298	0.1		<	0.1	U	0.030	0.1	J
Nitrate/Nitrite USEPA 353.2 (mg/L)	<	0.1	U	0.064	0.100	J	0.082	0.10	J	<	0.5	U	<	1	U	<	1	U	1.0	1	J
Sulfide SM 9034 (mg/L)	<	1	U	1.00	1.00		0.80	1.0	J	<	1	U	<	1	U	<	1	U	<	1	U
Sulfate USEPA 9056A (mg/L)	22	2		22	5		27	4.0		26.8	5		21.0	0.2		22.3	2		18.7	1	
Dissolved Organic Carbon SM 9060A (mg/L)	<	1.2	U	<	1.0	U	1.7	1.0		8.40	5		11.3	5		7.00	5		8.1	5	
Alkalinity SM 2320B (mg/L)	170	5		190	5		180	5.0		171	5		189	5		182	5		182	5	
Methane RSK-175 (µg/L)	5.3	2		<	2	U	<	2.0	U	<	2.2	U	1.3	1		<	1.85	U	1.45	1	
Carbon Dioxide SM 2320B (mg/L)[1]	75	0.3		84	1		79	1.0		75.2	5		83.3	2.2		80.1	2.2		80.1	2.2	

Notes:
Analysis methods listed are accurate for most current sampling event. Previous analysis methods may be different.

[1]Carbon dioxide calculated from alkalinity results. Values for 2003 and 2004 were modified to be consistent with previous years' results.

< = less than reporting limit
µg/L = micrograms per liter
ID = identification number
J = estimated
LOQ = limit of quantification
mg/L = milligrams per liter
Qual = qualifier
RL = reporting limit
RSK = Robert S. Kerr Environmental Research Laboratory
SM = Standard Method
U = nondetect
USEPA = United States Environmental Protection Agency

TABLE E.2.4-30
CORNHUSKER ARMY AMMUNITION PLANT
WELL NW130R-NATURAL ATTENUATION PARAMETERS

FIELD ID	NW130R			NW130R			NW130R			NW130R			NW130R			NW130R			NW130R			NW130R			NW130R			NW130R			NW130R		
COLLECT DATE	None			None			3/6/2013			3/1/2012			3/1/2011			3/8/2010			3/3/2009			3/4/2008			3/6/2007			3/8/2006			3/8/2005		
	Result	RL	Qual	Result	RL	Qual	Result	RL	Qual	Result	RL	Qual	Result	RL	Qual	Result	RL	Qual	Result	RL	Qual	Result	RL	Qual	Result	RL	Qual	Result	RL	Qual	Result	RL	Qual
NATURAL ATTENUATION PARAMETERS																																	
Ammonia USEPA 350.1 (mg/L)							<	0.25	U	<	0.25	UJ	0.051	0.25	J	0.11	0.1		<	0.05	U	<	0.05	U	<	0.05	U	<	0.05	U	0.07	0.05	
Total Kjeldahl Nitrogen USEPA 351.2 (mg/L)	**Abandoned**			**Not Sampled**			1.6	1		3.0	1		<	1	UJ	0.94	1	J	<	1	U	<	1	U	<	1	U	<	1	U	1.1	1	
Nitrate/Nitrite USEPA 353.2 (mg/L)	**2020**			**in 2014, 2015, 2016,**			3.8	0.1		1.2	0.1		3.7	0.1		1.6	0.1		3.4	0.1		2.2	0.5		2.5	1		5.2	0.25		2.2	0.05	
Sulfide SM 9034 (mg/L)				**2017, 2018, 2019**			0.2	2	J	0.4	2	J	0.2	2	J	<	4	U	<	1	U	<	1	U	<	1	U	<	1	U	<	1	U
Sulfate USEPA 9056A (mg/L)							19.5	1		275	10		198	10		230	25		210	20		220	20		160	10		210	20		130	10	
Dissolved Organic Carbon SM 9060A (mg/L)							8.96	1		8.2	1		2.9	1		6.6	1		3.9	1		2.8	1		6.1	1		4.8	1		5	1	
Alkalinity SM 2320B (mg/L)							145	1.25		142	1.25		175	1		170	5	J	150	8		110	2		150	8		140	8		160	8	
Methane RSK-175 (µg/L)							<	5	U	<	5	U	<	5	UJ	<	5	U	<	0.31	U	<	1.7	U	<	0.87	U	<	0.87	U	<	0.87	U
Carbon Dioxide SM 2320B (mg/L)[1]							64	10		63	1.25		78	0.4		76	2.2		64	0.22		48	0.88		65	0.88		63	0.88		70	0.1	

Notes:
*NW130 was abandoned and replaced by NW130R in 2004.

Analysis methods listed are accurate for most current sampling event. Previous analysis methods may be different.

[1]Carbon dioxide calculated from alkalinity results. Values for 2003 and 2004 were modified to be consistent with previous years' results.

< = less than reporting limit
µg/L = micrograms per liter
ID = identification number
J = estimated
LOQ = limit of quantification
mg/L = milligrams per liter
Qual = qualifier
RL = reporting limit
RSK = Robert S. Kerr Environmental Research Laboratory
SM = Standard Method
U = nondetect
USEPA = United States Environmental Protection Agency

TABLE E.2.4-30
CORNHUSKER ARMY AMMUNITION PLANT
WELL NW130R-NATURAL ATTENUATION PARAMETERS

FIELD ID	NW130R			NW130			NW130			NW130			NW130			NW130			NW130			NW130		
COLLECT DATE	3/16/2004			3/11/2003			3/13/2002			3/14/2001			3/13/2000			3/18/1999			6/25/1998					
	Result	RL	Qual	Result	RL	Qual	Result	RL	Qual	Result	RL	Qual	Result	RL	Qual	Result	RL	Qual	Result	RL	Qual			
NATURAL ATTENUATION PARAMETERS																								
Ammonia USEPA 350.1 (mg/L)	0.23	0.2		<	0.2	U	<	0.20	U	<	0.1	U	<	0.1	U	<	0.1	U	<	0.1	U			
Total Kjeldahl Nitrogen USEPA 351.2 (mg/L)	1	0.2		0.77	0.2		1.5	0.43		<	0.1	U	0.132	0.1		<	0.1	U	<	0.1	U			
Nitrate/Nitrite USEPA 353.2 (mg/L)	6.9	1		19	0.5		13	1.0		32.3	1		8.26	1		6.6	1		10.1	1				
Sulfide SM 9034 (mg/L)	0.7	1	J	<	1	U	<	1.0	U	<	1	U	<	1	U	<	1	U	<	1	U			
Sulfate USEPA 9056A (mg/L)	150	10		100	25		54	2.0		145	5		40.2	2		31.6	5		37.9	2				
Dissolved Organic Carbon SM 9060A (mg/L)	1.9	1		3.4	1.0		2.8	1.0		8.40	5		<	5	U	15.8	5		12.4	5				
Alkalinity SM 2320B (mg/L)	180	5		180	5		170	5.0		179	5		194	5		142	5		128	5				
Methane RSK-175 (µg/L)	<	2	U	<	2	U	<	2.0	U	<	1	U	<	1	U	<	1	U	<	1	U			
Carbon Dioxide SM 2320B (mg/L)[1]	79	1.2		79	1		75	1.0		78.8	5		85.4	2.2		62.5	2.2		56.3	2.2				

Notes:
*NW130 was abandoned and replaced by NW130R in 2004.

Analysis methods listed are accurate for most current sampling event. Previous analysis methods may be different.

[1]Carbon dioxide calculated from alkalinity results. Values for 2003 and 2004 were modified to be consistent with previous years' results.

< = less than reporting limit
µg/L = micrograms per liter
ID = identification number
J = estimated
LOQ = limit of quantification
mg/L = milligrams per liter
Qual = qualifier
RL = reporting limit
RSK = Robert S. Kerr Environmental Research Laboratory
SM = Standard Method
U = nondetect
USEPA = United States Environmental Protection Agency

TABLE E.2.4-31
CORNHUSKER ARMY AMMUNITION PLANT
WELL NW131R-NATURAL ATTENUATION PARAMETERS

FIELD ID	NW131R			NW131R			NW131R			NW131R			NW131R			NW131R			NW131R			NW131R			NW131R			NW131R			NW131R		
COLLECT DATE	None			None			3/6/2013			3/1/2012			3/1/2011			3/8/2010			3/4/2009			3/4/2008			3/6/2007			3/8/2006			3/9/2005		
	Result	RL	Qual	Result	RL	Qual	Result	RL	Qual	Result	RL	Qual	Result	RL	Qual	Result	RL	Qual	Result	RL	Qual	Result	RL	Qual	Result	RL	Qual	Result	RL	Qual	Result	RL	Qual
NATURAL ATTENUATION PARAMETERS																																	
Ammonia USEPA 350.1 (mg/L)							<	0.25	U	<	0.25	UJ	0.051	0.25	J	<	0.1	U	<	0.05	U	<	0.05	U	<	0.05	U	<	0.05	U	<	0.05	U
Total Kjeldahl Nitrogen USEPA 351.2 (mg/L)	**Abandoned**			**Not Sampled**			0.814	1	J	0.881	1	J	<	1	U	<	1	U	<	1	U	<	1	U	<	1	U	<	1	U	<	1	U
Nitrate/Nitrite USEPA 353.2 (mg/L)	**2020**			**in 2014, 2015, 2016,**			15.6	0.1		19	0.1		17	0.1		18	0.5		19	0.5		19	0.5		16	1		8.3	0.5		15	0.05	
Sulfide SM 9034 (mg/L)				**2017, 2018, 2019**			0.401	2	J	0.4	2	J	0.4	2	J	<	4	U	<	1	U	<	1	U	<	1	U	<	1	U	<	1	U
Sulfate USEPA 9056A (mg/L)							23.4	1		136	5		139	5		120	25		110	20		96	50		98	10		82	20		57	10	
Dissolved Organic Carbon SM 9060A (mg/L)							3.93	1		1.6	1		2.4	1		1.7	1		3.7	1		2.6	1		2.1	1		1.9	1		2	1	
Alkalinity SM 2320B (mg/L)							110	1.25		88	1.25		88	1		100	5		110	8		100	2		120	8		96	8		96	8	
Methane RSK-175 (µg/L)							<	5	U	<	5	U	<	5	UJ	<	5	U	<	0.31	U	<	1.7	U	<	0.87	U	<	0.87	U	<	0.87	U
Carbon Dioxide SM 2320B (mg/L)[1]							49	10		39	1.25		39	0.4		44	2.2		50	0.22		44	0.88		55	0.88		42	0.88		42	0.1	

Notes:
*NW131 was abandoned and replaced by NW131R in 2004.

Analysis methods listed are accurate for most current sampling event. Previous analysis methods may be different.

[1]Carbon dioxide calculated from alkalinity results. Values for 2003 and 2004 were modified to be consistent with previous years' results.

< = less than reporting limit
µg/L = micrograms per liter
ID = identification number
J = estimated
LOQ = limit of quantification
mg/L = milligrams per liter
Qual = qualifier
RL = reporting limit
RSK = Robert S. Kerr Environmental Research Laboratory
SM = Standard Method
U = nondetect
USEPA = United States Environmental Protection Agency

TABLE E.2.4-31
CORNHUSKER ARMY AMMUNITION PLANT
WELL NW131R-NATURAL ATTENUATION PARAMETERS

FIELD ID	NW131R			NW131			NW131			NW131			NW131			NW131			NW131			NW131		
COLLECT DATE	3/9/2004			3/11/2003			3/13/2002			3/14/2001			3/13/2000			3/18/1999			6/25/1998					
	Result	RL	Qual	Result	RL	Qual	Result	RL	Qual	Result	RL	Qual	Result	RL	Qual	Result	RL	Qual	Result	RL	Qual			
NATURAL ATTENUATION PARAMETERS																								
Ammonia USEPA 350.1 (mg/L)	0.13	0.2	J	<	0.22	U	<	0.20	U	<	0.1	U	<	0.1	U	<	0.1	U	<	0.1	U			
Total Kjeldahl Nitrogen USEPA 351.2 (mg/L)	1.1	0.2		0.38	0.20		0.56	0.50		<	0.1	U	0.250	0.1		<	0.1	U	<	0.1	U			
Nitrate/Nitrite USEPA 353.2 (mg/L)	15	1		9.2	0.5		16	1.0		20.6	0.5		21.7	1		19.5	1		20.9	1				
Sulfide SM 9034 (mg/L)	<	1	U	0.8	1	J	<	1.0	U	<	1	U	<	1	U	<	1	U	<	1	U			
Sulfate USEPA 9056A (mg/L)	59	2		40	1		45	2.0		39.4	5		38.5	2		43.3	5		34.2	2				
Dissolved Organic Carbon SM 9060A (mg/L)	2	1		1.7	1.0		2.3	1.0		<	5	U	6.00	5		16.0	5		10.0	5				
Alkalinity SM 2320B (mg/L)	90	5		110	5		86	5.0		78.2	5		139	5		90	5		83.5	5				
Methane RSK-175 (µg/L)	<	2	U	<	2	U	<	2.0	U	<	1	U	<	1	U	<	1	U	<	1	U			
Carbon Dioxide SM 2320B (mg/L)[1]	40	1.4		48	1		38	1.0		34.4	5		61.2	2.2		39.6	2.2		36.7	2.2				

Notes:
*NW131 was abandoned and replaced by NW131R in 2004.

Analysis methods listed are accurate for most current sampling event. Previous analysis methods may be different.

[1]Carbon dioxide calculated from alkalinity results. Values for 2003 and 2004 were modified to be consistent with previous years' results.

< = less than reporting limit
µg/L = micrograms per liter
ID = identification number
J = estimated
LOQ = limit of quantification
mg/L = milligrams per liter
Qual = qualifier
RL = reporting limit
RSK = Robert S. Kerr Environmental Research Laboratory
SM = Standard Method
U = nondetect
USEPA = United States Environmental Protection Agency

TABLE E.2.4-32
CORNHUSKER ARMY AMMUNITION PLANT
WELL NW132R-NATURAL ATTENUATION PARAMETERS

FIELD ID	NW132R			NW132R			NW132R			NW132R			NW132R			NW132R			NW132R			NW132R			NW132R			NW132R			NW132R		
COLLECT DATE	None			None			3/6/2013			3/1/2012			3/1/2011			3/8/2010			3/4/2009			3/4/2008			3/6/2007			3/8/2006			3/9/2005		
	Result	RL	Qual	Result	RL	Qual	Result	RL	Qual	Result	RL	Qual	Result	RL	Qual	Result	RL	Qual	Result	RL	Qual	Result	RL	Qual	Result	RL	Qual	Result	RL	Qual	Result	RL	Qual
NATURAL ATTENUATION PARAMETERS																																	
Ammonia USEPA 350.1 (mg/L)							<	0.25	U	<	0.25	UJ	<	0.25	UJ	0.051	0.1	J	<	0.05	U	<	0.05	U	<	0.05	U	<	0.05	U	0.05	0.05	
Total Kjeldahl Nitrogen USEPA 351.2 (mg/L)	**Abandoned**			**Not Sampled**			<	1	U	<	1	U	<	1	U	<	1	U	<	1	U	<	1	U	<	1	U	<	1	U	<	1	U	<	1	U
Nitrate/Nitrite USEPA 353.2 (mg/L)	**2020**			**in 2014, 2015, 2016,**			28	0.1		33	0.1		34	0.1		22	0.5		38	1		39	1		31	1		15	0.5		23	0.5			
Sulfide SM 9034 (mg/L)				**2017, 2018, 2019**			0.2	2	J	0.4	2	J	0.2	2	J	<	4	U	<	1	U	<	1	U	<	1	U	<	1	U	<	1	U	<	1	U
Sulfate USEPA 9056A (mg/L)							62.8	1		73	1		64	1		70	25		55	20		65	5		56	20		76	20		46	10			
Dissolved Organic Carbon SM 9060A (mg/L)							4.26	1		3.5	1		3.4	1		7.7	1		4.4	1		3.3	1		3.6	1		4.7	1		3.1	1			
Alkalinity SM 2320B (mg/L)							120	1.25		98	1.25		108	1		110	5		98	8		96	2		110	8		110	8		110	8			
Methane RSK-175 (µg/L)							<	5	U	<	5	U	<	5	UJ	<	5	U	<	0.31	U	<	1.7	U	<	0.87	U	<	0.87	U	<	0.87	U		
Carbon Dioxide SM 2320B (mg/L)[1]							53	10		43	1.25		48	0.4		49	2.2		43	0.22		42	0.88		48	0.88		48	0.88		48	0.1			

Notes:
*NW132 was abandoned and replaced by NW132R in 2004.

Analysis methods listed are accurate for most current sampling event. Previous analysis methods may be different.

[1]Carbon dioxide calculated from alkalinity results. Values for 2003 and 2004 were modified to be consistent with previous years' results.

< = less than reporting limit
µg/L = micrograms per liter
ID = identification number
J = estimated
LOQ = limit of quantification
mg/L = milligrams per liter
Qual = qualifier
RL = reporting limit
RSK = Robert S. Kerr Environmental Research Laboratory
SM = Standard Method
U = nondetect
USEPA = United States Environmental Protection Agency

TABLE E.2.4-32
CORNHUSKER ARMY AMMUNITION PLANT
WELL NW132R-NATURAL ATTENUATION PARAMETERS

FIELD ID	NW132R			NW132			NW132			NW132			NW132			NW132			NW132			NW132		
COLLECT DATE	3/9/2004			3/11/2003			3/12/2002			3/14/2001			3/13/2000			3/18/1999			6/25/1998					
	Result	RL	Qual	Result	RL	Qual	Result	RL	Qual	Result	RL	Qual	Result	RL	Qual	Result	RL	Qual	Result	RL	Qual			
NATURAL ATTENUATION PARAMETERS																								
Ammonia USEPA 350.1 (mg/L)	0.12	0.2	J	<	0.2	U	0.07	0.20	J	0.175	0.1		<	0.1	U	<	0.1	U	<	0.1	U			
Total Kjeldahl Nitrogen USEPA 351.2 (mg/L)	1.4	0.2		0.35	0.2		0.15	0.20	J	0.189	0.1		<	0.1	U	<	0.1	U	<	0.1	U			
Nitrate/Nitrite USEPA 353.2 (mg/L)	32	1		33	1	J	37	1.0		35.9	1		35.7	2		25.8	1		25.4	1				
Sulfide SM 9034 (mg/L)	<	1	U	0.7	1	J	<	1.0	U	<	1	U	<	1	U	<	1	U	<	1	U			
Sulfate USEPA 9056A (mg/L)	48	2		46	1		47	1.0		44.3	5		41.3	2		43.5	5		36.7	2				
Dissolved Organic Carbon SM 9060A (mg/L)	2.8	1		2.7	1.0		2.9	1.0		<	5	U	5.50	5		15.4	5		10.0	5				
Alkalinity SM 2320B (mg/L)	100	5		140	5		120	5.0		101	5		103	5		117	5		122	5				
Methane RSK-175 (µg/L)	<	2	U	<	2	U	<	2.0	U	<	1	U	<	1	U	<	1	U	<	1	U			
Carbon Dioxide SM 2320B (mg/L)[1]	44	1		62	1		53	1.0		44.4	5		45.3	2.2		51.5	2.2		53.7	2.2				

Notes:
*NW132 was abandoned and replaced by NW132R in 2004.

Analysis methods listed are accurate for most current sampling event. Previous analysis methods may be different.

[1]Carbon dioxide calculated from alkalinity results. Values for 2003 and 2004 were modified to be consistent with previous years' results.

< = less than reporting limit
µg/L = micrograms per liter
ID = identification number
J = estimated
LOQ = limit of quantification
mg/L = milligrams per liter
Qual = qualifier
RL = reporting limit
RSK = Robert S. Kerr Environmental Research Laboratory
SM = Standard Method
U = nondetect
USEPA = United States Environmental Protection Agency

E.2 Natural Attenuation Parameters

E.2.5 OU1 OFF-POST FEEDLOT WELLS

WELL	TABLE
CA350	E.2.5-1
CA351	E.2.5-2
CA352	E.2.5-3
CA360	E.2.5-4
CA361	E.2.5-5
CA362	E.2.5-6
CA370	E.2.5-7
CA380	E.2.5-8
CA381	E.2.5-9
CA382	E.2.5-10
CA390	E.2.5-11

TABLE E.2.5-1
CORNHUSKER ARMY AMMUNITION PLANT
FEEDLOT WELL CA350-NATURAL ATTENUATION PARAMETERS

FIELD ID	CA350			CA350			CA350			CA350			CA350			CA350			CA350			CA350			CA350			CA350		
COLLECT DATE	None			3/20/2013			3/7/2012			3/9/2011			3/11/2010			3/11/2009			3/10/2008			None			None			None			None		
	Result	RL	Qual	Result	RL	Qual	Result	RL	Qual	Result	RL	Qual	Result	RL	Qual	Result	RL	Qual	Result	RL	Qual	Result	RL	Qual	Result	RL	Qual	Result	RL	Qual	Result	RL	Qual
NATURAL ATTENUATION PARAMETERS																																
Methane RSK-175 (µg/L)				63	4.9		12	5		<	5	U	22	5		0.31	0.31		<	1.7	U											
Total Kjeldahl Nitrogen USEPA 351.2 (mg/L)				2.29	1		1.9	1		1.7	1		1.1	1		<	1	U	1.2	1											
Ammonia USEPA 350.1 (mg/L)	**Abandoned**			1.24	0.25		0.208	0.25	J	<	0.25	UJ	0.087	0.1	J	<	0.05	U	0.11	0.05		**No 2007 Sample**			**No 2006 Sample**			**No 2005 Sample**			**No 2004 Sample**		
Nitrate/Nitrite USEPA 353.2 (mg/L)	**2013**			<	0.1	U	0.509	0.1		0.31	0.1		0.27	0.1		0.74	0.5		5.2	0.5	J	**Well Dry**			**Well Dry**			**Well Dry**			**Well Dry**		
Alkalinity SM 2320B (mg/L)				310	1.25		525	1.25		545	1		430	5		340	20		290	2											
Carbon Dioxide SM 2320B (mg/L)[1]				138	10		233	1.25		242	0.4		190	2.2		150	0.22		128	0.88											
Sulfate USEPA 300.1 (mg/L)				134	10		74	1		135	5		82	25		91	20		77	10											
Sulfide SM 4500S-2F (mg/L)				12	2		2.4	2		0.2	2	J	0.96	4	J	<	1	U	<	1	U											
Dissolved Organic Carbon SM 5310B (mg/L)				10.4	1		9.4	1		13	1		8.9	1		7.9	1		7.1	1											
Phosphorus, Total as PO4 USEPA 365.2 (mg/L)																																
Chloride USEPA 300.0 (mg/L)																																

Notes:
Analysis methods listed are accurate for most current sampling event. Previous analysis methods may be different.

[1]Carbon dioxide calculated from alkalinity results. Values for 2003 and 2004 were modified to be consistent with previous years' results.

< = less than reporting limit
µg/L = micrograms per liter
ID = identification number
J = estimated
mg/L = milligrams per liter
Qual = qualifier
RL = reporting limit
RSK = Robert S. Kerr Environmental Research Laboratory
SM = Standard Method
U = nondetect
USEPA = United States Environmental Protection Agency

TABLE E.2.5-1
CORNHUSKER ARMY AMMUNITION PLANT
FEEDLOT WELL CA350-NATURAL ATTENUATION PARAMETERS

FIELD ID	CA350			CA350			CA350			CA350			CA350			CA350		
COLLECT DATE	3/24/2003			3/26/2002			4/2/2001			3/22/2000			4/1/1999			6/17/1998		
	Result	RL	Qual	Result	RL		Result	RL	Qual	Result	RL	Qual	Result	RL	Qual	Result	RL	Qual
NATURAL ATTENUATION PARAMETERS																		
Methane RSK-175 (µg/L)	31	2		190	40		1600	50		720	50		953	100	J	245	10	
Total Kjeldahl Nitrogen USEPA 351.2 (mg/L)	0.8	0.20		1.1	0.40		0.976	0.1		1.65	0.1		1.20	0.1		1.09	0.1	
Ammonia USEPA 350.1 (mg/L)	0.26	0.20		0.17	0.20	J	0.133	0.1	J	0.431	0.1		0.177	0.1		0.245	0.1	
Nitrate/Nitrite USEPA 353.2 (mg/L)	4.50	0.10		0.24	0.10		0.784	0.5		<	1	U	<	1	U	0.20	1	J
Alkalinity SM 2320B (mg/L)	330	5.0		370	5.0		328	5		389	5		455	5		383	5	
Carbon Dioxide SM 2320B (mg/L)[1]	145	1.0		160	1.0		144	5		171	2.2		200	2.2		169	2.2	
Sulfate USEPA 300.1 (mg/L)	51	5.0		35	5.0		45.9	25	J	87.8	2		49.9	5		96.7	2	
Sulfide SM 4500S-2F (mg/L)	<	1.0	U	<	1.0	U	<	1	U	<	1	U	<	1	U	<	1	U
Dissolved Organic Carbon SM 5310B (mg/L)	6.1	1.0		7.9	1.0		5.60	5	J	18.8	5	J	14.8	5		15.7	5	
Phosphorus, Total as PO4 USEPA 365.2 (mg/L)										0.12	0.02	J	0.53	0.15				
Chloride USEPA 300.0 (mg/L)										42	20							

Notes:
Analysis methods listed are accurate for most current sampling event. Previous analysis methods may be different.

[1]Carbon dioxide calculated from alkalinity results. Values for 2003 and 2004 were modified to be consistent with previous years' results.

< = less than reporting limit
µg/L = micrograms per liter
ID = identification number
J = estimated
mg/L = milligrams per liter
Qual = qualifier
RL = reporting limit
RSK = Robert S. Kerr Environmental Research Laboratory
SM = Standard Method
U = nondetect
USEPA = United States Environmental Protection Agency

TABLE E.2.5-2
CORNHUSKER ARMY AMMUNITION PLANT
FEEDLOT WELL CA351-NATURAL ATTENUATION PARAMETERS

FIELD ID	CA351			CA351			CA351			CA351			CA351			CA351			CA351			CA351			CA351			CA351			CA351		
COLLECT DATE	None			3/20/2013			3/7/2012			3/9/2011			3/11/2010			3/11/2009			3/10/2008			3/19/2007			3/20/2006			3/23/2005			3/24/2004		
	Result	RL	Qual	Result	RL	Qual	Result	RL	Qual	Result	RL	Qual	Result	RL	Qual	Result	RL	Qual	Result	RL	Qual	Result	RL	Qual	Result	RL	Qual	Result	RL	Qual	Result	RL	Qual
NATURAL ATTENUATION PARAMETERS																																	
Methane RSK-175 (µg/L)				33	4.9		9.9	5		7.1	5		20	5		10	0.31		13	1.7		9.1	0.87		9.1	0.87	J	33	0.87		4	2	
Total Kjeldahl Nitrogen USEPA 351.2 (mg/L)				4.19	1		2.4	1		1.6	1		1.7	1		2.1	1		2.1	1		1.2	1		1.1	1	J	<	1	U	1	0.2	J
Ammonia USEPA 350.1 (mg/L)	**Abandoned**			2.39	0.25		0.956	0.25		0.494	0.25		0.53	0.1		0.78	0.05		0.6	0.05		0.26	0.05		0.29	0.05		0.17	0.05		<	0.37	U
Nitrate/Nitrite USEPA 353.2 (mg/L)	**2013**			0.115	0.1		0.269	0.1		1.4	0.1		1.6	0.1		0.54	0.05		0.24	0.05		0.15	0.05		<	0.05	U	<	0.05	U	<	1	U
Alkalinity SM 2320B (mg/L)				490	1.25		330	1.25		315	1		370	5		350	20		330	2		370	8		310	8		300	8		310	5	
Carbon Dioxide SM 2320B (mg/L)[1]				218	1.25		147	1.25		140	0.4		160	2.2		150	0.22		145	0.88		160	0.88		140	0.88		130	0.1		136	1	J
Sulfate USEPA 300.1 (mg/L)				101	5		84	5		87	2		78	25		70	20		64	10		44	20		49	20		46	20		50	2	
Sulfide SM 4500S-2F (mg/L)				<	2	U	0.2	2	J	0.2	2	J	<	4	U	<	1	U	<	1	U	<	1	U	<	1	U	<	1	U	<	1	U
Dissolved Organic Carbon SM 5310B (mg/L)				7.44	1		8.0	1		7.3	1		7.7	1		7.6	1		9.3	1		7.5	1		7.7	1		6.5	1		7.4	1	
Phosphorus, Total as PO4 USEPA 365.2 (mg/L)																																	
Chloride USEPA 300.0 (mg/L)																																	

Notes:
Analysis methods listed are accurate for most current sampling event. Previous analysis methods may be different.

[1]Carbon dioxide calculated from alkalinity results. Values for 2003 and 2004 were modified to be consistent with previous years' results.

< = less than reporting limit
µg/L = micrograms per liter
ID = identification number
J = estimated
mg/L = milligrams per liter
Qual = qualifier
RL = reporting limit
RSK = Robert S. Kerr Environmental Research Laboratory
SM = Standard Method
U = nondetect
USEPA = United States Environmental Protection Agency

TABLE E.2.5-2
CORNHUSKER ARMY AMMUNITION PLANT
FEEDLOT WELL CA351-NATURAL ATTENUATION PARAMETERS

FIELD ID	CA351			CA351			CA351			CA351			CA351			CA351		
COLLECT DATE	3/24/2003			3/26/2002			4/2/2001			3/22/2000			4/1/1999			6/17/1998		
	Result	RL	Qual	Result	RL	Qual	Result	RL	Qual	Result	RL	Qual	Result	RL	Qual	Result	RL	Qual
NATURAL ATTENUATION PARAMETERS																		
Methane RSK-175 (µg/L)	<	2	U	<	2.0	U	<	1	U	<	1	U	<	1	UJ	<	1	UJ
Total Kjeldahl Nitrogen USEPA 351.2 (mg/L)	0.8	0.2		1.2	0.40		0.656	0.1	J	0.453	0.1		0.825	0.1		0.615	0.1	
Ammonia USEPA 350.1 (mg/L)	0.21	0.2		0.06	0.20	J	0.180	0.1	J	<	0.1	U	<	0.1	U	0.05	0.1	J
Nitrate/Nitrite USEPA 353.2 (mg/L)	0.42	0.1		0.40	0.10		0.687	0.5		1.47	1		1.89	1		2.72	1	
Alkalinity SM 2320B (mg/L)	350	5		330	5.0		298	5		267	5		333	5		301	5	
Carbon Dioxide SM 2320B (mg/L)[1]	154	1	J	150	1.0		131	5		117	2.2		147	2.2		132	2.2	
Sulfate USEPA 300.1 (mg/L)	45	5		76	5.0	J	46	25		29.5	2		32.5	5		38.5	0.4	
Sulfide SM 4500S-2F (mg/L)	2.1	1		<	1.0	U	<	1	U	<	1	U	<	1	U	<	1	U
Dissolved Organic Carbon SM 5310B (mg/L)	6.5	1		7.0	1.0		7.00	5		10.2	5	J	9.90	5		9.3	5	
Phosphorus, Total as PO4 USEPA 365.2 (mg/L)										0.07	0.02		<	0.21	U			
Chloride USEPA 300.0 (mg/L)										39	20							

Notes:
Analysis methods listed are accurate for most current sampling event. Previous analysis methods may be different.

[1]Carbon dioxide calculated from alkalinity results. Values for 2003 and 2004 were modified to be consistent with previous years' results.

< = less than reporting limit
µg/L = micrograms per liter
ID = identification number
J = estimated
mg/L = milligrams per liter
Qual = qualifier
RL = reporting limit
RSK = Robert S. Kerr Environmental Research Laboratory
SM = Standard Method
U = nondetect
USEPA = United States Environmental Protection Agency

TABLE E.2.5-3
CORNHUSKER ARMY AMMUNITION PLANT
FEEDLOT WELL CA352-NATURAL ATTENUATION PARAMETERS

FIELD ID	CA352			CA352			CA352			CA352			CA352			CA352			CA352			CA352			CA352			CA352			CA352		
COLLECT DATE	None			3/20/2013			3/7/2012			3/9/2011			3/11/2010			3/11/2009			3/10/2008			3/19/2007			3/29/2006			3/23/2005			3/24/2004		
	Result	RL	Qual	Result	RL	Qual	Result	RL	Qual	Result	RL	Qual	Result	RL	Qual	Result	RL	Qual	Result	RL	Qual	Result	RL	Qual	Result	RL	Qual	Result	RL	Qual	Result	RL	Qual
NATURAL ATTENUATION PARAMETERS																																	
Methane RSK-175 (µg/L)				56	4.9		24	5		21	5		53	5		19	0.31		6	1.7		14	0.87		36	0.87		110	0.87		14	2	
Total Kjeldahl Nitrogen USEPA 351.2 (mg/L)				<	1	U	<	1	U	0.938	1	J	0.86	1	J	<	1	U	1.3	1		<	1	U	<	1	U	<	1	U	0.34	0.2	
Ammonia USEPA 350.1 (mg/L)	**Abandoned**			1.19	0.25		0.203	0.25	J	<	0.25	UJ	0.098	0.1	J	0.06	0.05		0.11	0.05		<	0.05	U	<	0.05	U	0.08	0.05		<	0.21	U
Nitrate/Nitrite USEPA 353.2 (mg/L)	**2013**			1.59	0.1		<	0.1	U	<	0.1	UJ	<	0.1	U	<	0.5	U	<	0.05	U	<	0.05	U	<	0.05	U	<	0.05	U	<	1	U
Alkalinity SM 2320B (mg/L)				320	1.25		320	1.25		315	1		330	5		320	20		300	2		320	8		320	8		300	8		260	5	
Carbon Dioxide SM 2320B (mg/L)[1]				142	1.25		142	1.25		140	0.4		150	2.2		140	0.22		132	0.88		140	0.88		140	0.88		130	0.1		114	1	
Sulfate USEPA 300.1 (mg/L)				77	5		94	5		90	2		81	25		63	20		58	10		44	20		49	10		43	20		48	2	
Sulfide SM 4500S-2F (mg/L)				0.2	2	J	0.8	2	J	0.2	2	J	<	4	U	<	1	U	<	1	U	<	1	U	<	1	U	<	1	U	<	1	U
Dissolved Organic Carbon SM 5310B (mg/L)				7.85	1		6.9	1		6.7	1		6.5	1		6.5	1		6.2	1		6.5	1		6.7	1		5.2	1		<	3.2	U
Phosphorus, Total as PO4 USEPA 365.2 (mg/L)																																	
Chloride USEPA 300.0 (mg/L)																																	

Notes:
Analysis methods listed are accurate for most current sampling event. Previous analysis methods may be different.

[1]Carbon dioxide calculated from alkalinity results. Values for 2003 and 2004 were modified to be consistent with previous years' results.

< = less than reporting limit
µg/L = micrograms per liter
ID = identification number
J = estimated
mg/L = milligrams per liter
Qual = qualifier
RL = reporting limit
RSK = Robert S. Kerr Environmental Research Laboratory
SM = Standard Method
U = nondetect
USEPA = United States Environmental Protection Agency

TABLE E.2.5-3
CORNHUSKER ARMY AMMUNITION PLANT
FEEDLOT WELL CA352-NATURAL ATTENUATION PARAMETERS

FIELD ID	CA352			CA352			CA352			CA352			CA352			CA352		
COLLECT DATE	3/24/2003			3/26/2002			4/2/2001			3/22/2000			4/1/1999			6/17/1998		
	Result	RL	Qual	Result	RL	Qual	Result	RL	Qual	Result	RL	Qual	Result	RL	Qual	Result	RL	Qual
NATURAL ATTENUATION PARAMETERS																		
Methane RSK-175 (µg/L)	<	2	U	6.0	2.0		1.1	1		<	1.1	U	2.31	1		2.94	1	
Total Kjeldahl Nitrogen USEPA 351.2 (mg/L)	<	0.32	U	0.85	0.40		1.570	0.1		0.172	0.1		0.330	0.1		0.255	0.1	
Ammonia USEPA 350.1 (mg/L)	<	0.2	U	<	0.20	U	<	0.1	U	<	0.1	U	<	0.1	U	0.03	0.1	J
Nitrate/Nitrite USEPA 353.2 (mg/L)	<	0.1	U	<	0.10	U	<	0.5	U	<	1	U	<	1	UJ	<	1	U
Alkalinity SM 2320B (mg/L)	310	5		240	5.0		201	5		218	5		287	5		245	5	
Carbon Dioxide SM 2320B (mg/L)[1]	136	1		110	1.0		88.4	5		96.0	2.2		126	2.2		108	2.2	
Sulfate USEPA 300.1 (mg/L)	45	5		44	5.0		52.4	25		33.8	2		45	5		51.1	0.4	
Sulfide SM 4500S-2F (mg/L)	1.8	1		<	1.0	U	<	1	U	<	1	U	<	1	U	<	1	U
Dissolved Organic Carbon SM 5310B (mg/L)	<	2.5	U	2.0	1.0		5.90	5		10.4	5		16.5	5		9.4	5	
Phosphorus, Total as PO4 USEPA 365.2 (mg/L)													26	15				
Chloride USEPA 300.0 (mg/L)																		

Notes:
Analysis methods listed are accurate for most current sampling event. Previous analysis methods may be different.

[1]Carbon dioxide calculated from alkalinity results. Values for 2003 and 2004 were modified to be consistent with previous years' results.

< = less than reporting limit
µg/L = micrograms per liter
ID = identification number
J = estimated
mg/L = milligrams per liter
Qual = qualifier
RL = reporting limit
RSK = Robert S. Kerr Environmental Research Laboratory
SM = Standard Method
U = nondetect
USEPA = United States Environmental Protection Agency

TABLE E.2.5-4
CORNHUSKER ARMY AMMUNITION PLANT
FEEDLOT WELL CA360-NATURAL ATTENUATION PARAMETERS

FIELD ID	CA360			CA360			CA360			CA360			CA360			CA360			CA360			CA360			CA360			CA360			CA360		
COLLECT DATE	None			3/21/2013			3/6/2012			3/8/2011			3/9/2010			3/10/2009			3/10/2008			3/19/2007			3/20/2006			None			3/24/2004		
	Result	RL	Qual	Result	RL	Qual	Result	RL	Qual	Result	RL	Qual	Result	RL	Qual	Result	RL	Qual	Result	RL	Qual	Result	RL	Qual	Result	RL	Qual	Result	RL	Qual	Result	RL	Qual
NATURAL ATTENUATION PARAMETERS																																	
Methane RSK-175 (µg/L)				6000	97		3000	250		5700	250		9600	100		2400	3.1		2300	17		1700	8.7		3400	8.7					4100	20	J
Total Kjeldahl Nitrogen USEPA 351.2 (mg/L)				166	1		70	1		121	1		52	20		130	10		79	8		77	4		150	10	J				85	10	
Ammonia USEPA 350.1 (mg/L)	**Abandoned**			90	0.25		53	0.25		117	0.25		54	1		87	5		74	2.5		53	2.5		95	2.5		**No 2005 Sample**			78	5	
Nitrate/Nitrite USEPA 353.2 (mg/L)	**2013**			<	0.1	U	3.3	0.1		0.086	0.1	J	0.8	0.1		<	0.05	U	0.13	0.05		0.06	0.05		0.066	0.05		**Well Dry**			4	0.1	
Alkalinity SM 2320B (mg/L)				1310	1.25		630	1.25		1400	1		730	5		1100	20		900	2		1000	40		1500	40					1100	5	
Carbon Dioxide SM 2320B (mg/L)[1]				582	1.25		280	1.25		622	0.4		320	2.2		480	0.22		396	0.88		450	0.88		660	0.88					484	1	
Sulfate USEPA 300.1 (mg/L)				137	5		33	10		2	2		38	5		7.4	1		<	1	U	<	100	U	1.8	1					60	2	
Sulfide SM 4500S-2F (mg/L)				0.802	2	J	0.4	2	J	1	2	J	<	4	U	5	1		5	1		7	1		6	1					2.5	1	
Dissolved Organic Carbon SM 5310B (mg/L)				84.5	1		62	1		132	1		67	4		110	10		88	10		150	40		210	40					120	10	
Phosphorus, Total as PO4 USEPA 365.2 (mg/L)																																	
Chloride USEPA 300.0 (mg/L)																																	

Notes:
Analysis methods listed are accurate for most current sampling event. Previous analysis methods may be different.

[1]Carbon dioxide calculated from alkalinity results. Values for 2003 and 2004 were modified to be consistent with previous years' results.

< = less than reporting limit
µg/L = micrograms per liter
ID = identification number
J = estimated
mg/L = milligrams per liter
Qual = qualifier
RL = reporting limit
RSK = Robert S. Kerr Environmental Research Laboratory
SM = Standard Method
U = nondetect
USEPA = United States Environmental Protection Agency

TABLE E.2.5-4
CORNHUSKER ARMY AMMUNITION PLANT
FEEDLOT WELL CA360-NATURAL ATTENUATION PARAMETERS

FIELD ID	CA360			CA360			CA360			CA360			CA360			CA360		
COLLECT DATE	3/24/2003			3/26/2002			3/29/2001			3/22/2000			4/2/1999			6/17/1998		
	Result	RL	Qual	Result	RL	Qual	Result	RL	Qual	Result	RL	Qual	Result	RL	Qual	Result	RL	Qual
NATURAL ATTENUATION PARAMETERS																		
Methane RSK-175 (µg/L)	4900	44		5200	40		5600	1000		2300	100		2350	200		3150	200	
Total Kjeldahl Nitrogen USEPA 351.2 (mg/L)	100	10		90	20		104	10		93.8	5.0		100	10		83.3	5	
Ammonia USEPA 350.1 (mg/L)	120	10		54	10		54.3	10		72.2	5.0		93.4	5		88.3	5	
Nitrate/Nitrite USEPA 353.2 (mg/L)	0.36	0.1		0.15	0.10		<	2	U	<	1	U	<	1	U	<	1	U
Alkalinity SM 2320B (mg/L)	1400	10		1200	10		749	10		505	5		1140	5		886	5	
Carbon Dioxide SM 2320B (mg/L)[1]	616	1		530	1.0		330	10		222	2.2		500	2.2		390	2.2	
Sulfate USEPA 300.1 (mg/L)	82	5		120	5.0		6.13	2.5		2.47	2		32.5	5		9.75	0.4	
Sulfide SM 4500S-2F (mg/L)	7.5	1		2.0	1.0		6.68	2		6.38	1		7.97	5		3.76	1	
Dissolved Organic Carbon SM 5310B (mg/L)	160	20		130	10		87.6	10		157.2	15		169	10		163	10	
Phosphorus, Total as PO4 USEPA 365.2 (mg/L)										9	1		27	15				
Chloride USEPA 300.0 (mg/L)										550	200							

Notes:
Analysis methods listed are accurate for most current sampling event. Previous analysis methods may be different.

[1]Carbon dioxide calculated from alkalinity results. Values for 2003 and 2004 were modified to be consistent with previous years' results.

< = less than reporting limit
µg/L = micrograms per liter
ID = identification number
J = estimated
mg/L = milligrams per liter
Qual = qualifier
RL = reporting limit
RSK = Robert S. Kerr Environmental Research Laboratory
SM = Standard Method
U = nondetect
USEPA = United States Environmental Protection Agency

TABLE E.2.5-5
CORNHUSKER ARMY AMMUNITION PLANT
FEEDLOT WELL CA361-NATURAL ATTENUATION PARAMETERS

FIELD ID	CA361			CA361			CA361			CA361			CA361			CA361			CA361			CA361			CA361			CA361			CA361		
COLLECT DATE	None			3/21/2013			3/6/2012			3/8/2011			3/9/2010			3/10/2009			3/10/2008			3/19/2007			3/20/2006			3/23/2005			3/24/2004		
	Result	RL	Qual	Result	RL	Qual	Result	RL	Qual	Result	RL	Qual	Result	RL	Qual	Result	RL	Qual	Result	RL	Qual	Result	RL	Qual	Result	RL	Qual	Result	RL	Qual	Result	RL	Qual
NATURAL ATTENUATION PARAMETERS																																	
Methane RSK-175 (µg/L)				21000	100		4500	250		6400	500		15000	250		5200	26		3200	17		8900	17		7700	8.7		4100	17		4700	80	
Total Kjeldahl Nitrogen USEPA 351.2 (mg/L)				113	1		75	1		81	1		87	50		120	10		170	16		150	8		160	10	J	140	8		110	10	
Ammonia USEPA 350.1 (mg/L)	**Abandoned**			56.6	0.25		55	0.25		73	0.25		71	1		83	5		120	5		110	5		91	2.5		120	5		86	10	J
Nitrate/Nitrite USEPA 353.2 (mg/L)	**2013**			<	0.1	U	<	0.1	U	<	0.1	UJ	<	0.1	U	<	0.05	U	0.17	0.05		1	0.05		0.18	0.05		<	0.05	U	0.89	0.1	J
Alkalinity SM 2320B (mg/L)				1200	1.25		1040	1.25		1240	1		1200	5		1100	40		1600	2		1500	40		1500	40		1500	100		1200	5	
Carbon Dioxide SM 2320B (mg/L)[1]				533	10		462	1.25		551	0.4		550	2.2		490	0.22		704	0.88		660	0.88		660	0.88		660	0.1		528	1	
Sulfate USEPA 300.1 (mg/L)				75.3	5		39	10		21	2		1.1	5	J	13	1		50	20		<	100	U	33	10		21	10		85	2	
Sulfide SM 4500S-2F (mg/L)				1.2	2	J	0.8	2	J	1.2	2	J	<	4	U	7	1		6	1		7	1		6	1		5	1		3.6	1	
Dissolved Organic Carbon SM 5310B (mg/L)				84.6	1		102	1		124	1		150	5		140	10		190	10		240	10		300	40		270	200		200	5	
Phosphorus, Total as PO4 USEPA 365.2 (mg/L)																																	
Chloride USEPA 300.0 (mg/L)																																	

Notes:
Analysis methods listed are accurate for most current sampling event. Previous analysis methods may be different.

[1]Carbon dioxide calculated from alkalinity results. Values for 2003 and 2004 were modified to be consistent with previous years' results.

< = less than reporting limit
µg/L = micrograms per liter
ID = identification number
J = estimated
mg/L = milligrams per liter
Qual = qualifier
RL = reporting limit
RSK = Robert S. Kerr Environmental Research Laboratory
SM = Standard Method
U = nondetect
USEPA = United States Environmental Protection Agency

TABLE E.2.5-5
CORNHUSKER ARMY AMMUNITION PLANT
FEEDLOT WELL CA361-NATURAL ATTENUATION PARAMETERS

FIELD ID	CA361			CA361			CA361			CA361		
COLLECT DATE	3/24/2003			3/26/2002			3/29/2001			3/22/2000		
	Result	RL	Qual	Result	RL	Qual	Result	RL	Qual	Result	RL	Qual
NATURAL ATTENUATION PARAMETERS												
Methane RSK-175 (µg/L)	5900	44		5600	40		8100	1000		2300	100	
Total Kjeldahl Nitrogen USEPA 351.2 (mg/L)	95	10		97	20	J	111	10		73.7	5.0	
Ammonia USEPA 350.1 (mg/L)	0.73	0.2		57	10		57.0	10		59.2	5.0	
Nitrate/Nitrite USEPA 353.2 (mg/L)	0.42	0.1		0.12	0.10		<	2	U	<	1	U
Alkalinity SM 2320B (mg/L)	1200	10		1000	10		729	10		441	5	
Carbon Dioxide SM 2320B (mg/L)[1]	528	1		440	1.0		321	10		194	2.2	
Sulfate USEPA 300.1 (mg/L)	31	5		5.9	0.20		3.49	2.5		3.05	2	
Sulfide SM 4500S-2F (mg/L)	7.6	1		1.0	1.0		2.53	2		5.12	1	
Dissolved Organic Carbon SM 5310B (mg/L)	7.9	1		110	10		136	10		159.6	15	
Phosphorus, Total as PO4 USEPA 365.2 (mg/L)				4	1		28	15				
Chloride USEPA 300.0 (mg/L)				380	200							

Notes:
Analysis methods listed are accurate for most current sampling event. Previous analysis methods may be different.

[1]Carbon dioxide calculated from alkalinity results. Values for 2003 and 2004 were modified to be consistent with previous years' results.

< = less than reporting limit
µg/L = micrograms per liter
ID = identification number
J = estimated
mg/L = milligrams per liter
Qual = qualifier
RL = reporting limit
RSK = Robert S. Kerr Environmental Research Laboratory
SM = Standard Method
U = nondetect
USEPA = United States Environmental Protection Agency

TABLE E.2.5-6
CORNHUSKER ARMY AMMUNITION PLANT
FEEDLOT WELL CA362-NATURAL ATTENUATION PARAMETERS

FIELD ID	CA362			CA362			CA362			CA362			CA362			CA362			CA362			CA362			CA362			CA362			CA362		
COLLECT DATE	None			3/21/2013			3/6/2012			3/8/2011			3/9/2010			3/10/2009			3/10/2008			3/19/2007			3/20/2006			3/23/2005			3/24/2004		
	Result	RL	Qual	Result	RL	Qual	Result	RL	Qual	Result	RL	Qual	Result	RL	Qual	Result	RL	Qual	Result	RL	Qual	Result	RL	Qual	Result	RL	Qual	Result	RL	Qual	Result	RL	Qual
NATURAL ATTENUATION PARAMETERS																																	
Methane RSK-175 (µg/L)				130	4.9		200	5		2000	100		1100	25		890	3.1		540	1.7		1300	8.7		900	4.3		5100	17		4000	80	
Total Kjeldahl Nitrogen USEPA 351.2 (mg/L)				10.6	1		13	1		16	1		18	5		19	1		26	2		40	4.0		44	10	J	72	4		100	10	
Ammonia USEPA 350.1 (mg/L)	**Abandoned**			5.38	0.25		7.1	0.25		17	0.25		17	0.5		17	1		22	1.3		34	2.5		36	2.5		94	5		86	10	
Nitrate/Nitrite USEPA 353.2 (mg/L)	**2013**			<	0.1	U	<	0.1	U	0.396	0.1		<	0.1	U	<	0.05	U	0.27	0.05		1.4	1		0.082	0.05		<	0.05	U	0.82	0.1	
Alkalinity SM 2320B (mg/L)				350	1.25		335	1.25		395	1		440	5		400	20		480	2		590	20		540	20		1100	100		1200	5	
Carbon Dioxide SM 2320B (mg/L)[1]				156	10		149	1.25		176	0.4		190	2.2		180	0.22		211	0.88		260	0.88		240	0.88		480	0.1		528	1	
Sulfate USEPA 300.1 (mg/L)				128	10		103	5		66	1		53	25		400	20		29	10		<	20	U	16	10		<	1	U	0.75	0.2	
Sulfide SM 4500S-2F (mg/L)				0.802	2	J	0.2	2	J	0.4	2	J	<	4	U	1	1		1	1		3	1		3.2	1		6	1		4.9	1	
Dissolved Organic Carbon SM 5310B (mg/L)				4.46	1		9.5	1		18	1		14	1		13	1		23	10		40	5		54	4		330	160		190	5	
Phosphorus, Total as PO4 USEPA 365.2 (mg/L)																																	
Chloride USEPA 300.0 (mg/L)																																	

Notes:
Analysis methods listed are accurate for most current sampling event. Previous analysis methods may be different.

[1]Carbon dioxide calculated from alkalinity results. Values for 2003 and 2004 were modified to be consistent with previous years' results.

< = less than reporting limit
µg/L = micrograms per liter
ID = identification number
J = estimated
mg/L = milligrams per liter
Qual = qualifier
RL = reporting limit
RSK = Robert S. Kerr Environmental Research Laboratory
SM = Standard Method
U = nondetect
USEPA = United States Environmental Protection Agency

TABLE E.2.5-6
CORNHUSKER ARMY AMMUNITION PLANT
FEEDLOT WELL CA362-NATURAL ATTENUATION PARAMETERS

FIELD ID	CA362			CA362			CA362			CA362		
COLLECT DATE	3/24/2003			3/26/2002			3/29/2001			3/22/2000		
	Result	RL	Qual	Result	RL	Qual	Result	RL	Qual	Result	RL	Qual
NATURAL ATTENUATION PARAMETERS												
Methane RSK-175 (µg/L)	5000	44		76	2.0		450	20		14	1	
Total Kjeldahl Nitrogen USEPA 351.2 (mg/L)	19	2		4.2	0.40		6.61	0.4		5.91	0.5	
Ammonia USEPA 350.1 (mg/L)	9.3	1		3.1	0.20		3.45	0.2		5.50	0.5	
Nitrate/Nitrite USEPA 353.2 (mg/L)	0.29	0.1		0.49	0.10		<	0.5	U	<	1	U
Alkalinity SM 2320B (mg/L)	730	5		350	5.0		266	5		245	5	
Carbon Dioxide SM 2320B (mg/L)[1]	321	1		150	1.0		117	5		108	2.2	
Sulfate USEPA 300.1 (mg/L)	1.5	0.2		53	5.0		50	25		38.2	2	
Sulfide SM 4500S-2F (mg/L)	2.6	1		<	1.0	U	3.25	2		<	1	U
Dissolved Organic Carbon SM 5310B (mg/L)	100	20		6.6	1.0		11	5		<	5	U
Phosphorus, Total as PO4 USEPA 365.2 (mg/L)												
Chloride USEPA 300.0 (mg/L)												

Notes:
Analysis methods listed are accurate for most current sampling event. Previous analysis methods may be different.

[1]Carbon dioxide calculated from alkalinity results. Values for 2003 and 2004 were modified to be consistent with previous years' results.

< = less than reporting limit
µg/L = micrograms per liter
ID = identification number
J = estimated
mg/L = milligrams per liter
Qual = qualifier
RL = reporting limit
RSK = Robert S. Kerr Environmental Research Laboratory
SM = Standard Method
U = nondetect
USEPA = United States Environmental Protection Agency

TABLE E.2.5-7
CORNHUSKER ARMY AMMUNITION PLANT
FEEDLOT WELL CA370-NATURAL ATTENUATION PARAMETERS

FIELD ID	CA370[2]		
COLLECT DATE	6/17/1998		
	Result	RL	Qual
NATURAL ATTENUATION PARAMETERS			
Methane RSK-175 (µg/L)	3160	100	
Total Kjeldahl Nitrogen USEPA 351.2 (mg/L)	45.1	5	
Ammonia USEPA 350.1 (mg/L)	29.5	5	
Nitrate/Nitrite USEPA 353.2 (mg/L)	<	1	U
Alkalinity SM 2320B (mg/L)	628	5	
Carbon Dioxide SM 2320B (mg/L)[1]	276	2.2	
Sulfate USEPA 300.1 (mg/L)	34.4	2	
Sulfide SM 4500S-2F (mg/L)	0.51	1	J
Dissolved Organic Carbon SM 5310B (mg/L)	23.0	5	
Phosphorus, Total as PO4 USEPA 365.2 (mg/L)			
Chloride USEPA 300.0 (mg/L)			

Notes:
Analysis methods listed are accurate for most current sampling event. Previous analysis methods may be different.

[1]Carbon dioxide calculated from alkalinity results. Values for 2003 and 2004 were modified to be consistent with previous years' results.

[2]Not part of LTM program.

< = less than reporting limit
µg/L = micrograms per liter
ID = identification number
J = estimated
LTM = long-term monitoring
mg/L = milligrams per liter
Qual = qualifier
RL = reporting limit
RSK = Robert S. Kerr Environmental Research Laboratory
SM = Standard Method
U = nondetect
USEPA = United States Environmental Protection Agency

TABLE E.2.5-8
CORNHUSKER ARMY AMMUNITION PLANT
FEEDLOT WELL CA380-NATURAL ATTENUATION PARAMETERS

FIELD ID	CA380			CA380			CA380			CA380			CA380			CA380			CA380			CA380			CA380			CA380		
COLLECT DATE	None			3/20/2013			3/6/2012			3/8/2011			3/9/2010			3/10/2009			3/11/2008			None			None			None			None		
	Result	RL	Qual	Result	RL	Qual	Result	RL	Qual	Result	RL	Qual	Result	RL	Qual	Result	RL	Qual	Result	RL	Qual	Result	RL	Qual	Result	RL	Qual	Result	RL	Qual	Result	RL	Qual
NATURAL ATTENUATION PARAMETERS																																
Methane RSK-175 (µg/L)				1800	24		1600	100		3400	100		4800	50		1000	3.1		330	1.7												
Total Kjeldahl Nitrogen USEPA 351.2 (mg/L)				95.9	1		91	1		92	1		98	10		84	5		120	20	J											
Ammonia USEPA 350.1 (mg/L)	**Abandoned**			54.5	0.25		69	0.25		101	0.25		87	2		71	5		94	5		**No 2007 Sample**			**No 2006 Sample**			**No 2005 Sample**			**No 2004 Sample**		
Nitrate/Nitrite USEPA 353.2 (mg/L)	**2013**			<	0.1	U	0.463	0.1		0.131	0.1		<	0.1	U	0.98	0.5		0.089	0.05		**Well Dry**			**Well Dry**			**Well Dry**			**Well Dry**		
Alkalinity SM 2320B (mg/L)				779	1.25		615	1.25		728	1		800	5		620	40		840	10												
Carbon Dioxide SM 2320B (mg/L)[1]				346	10		273	1.25		324	0.4		350	2.2		270	0.22		370	0.88												
Sulfate USEPA 300.1 (mg/L)				76.2	5		54	5		50	1		27	5		12	10		15	10												
Sulfide SM 4500S-2F (mg/L)				0.601	2	J	0.6	2	J	0.4	2	J	<	4	U	4	1		2	1												
Dissolved Organic Carbon SM 5310B (mg/L)				30.3	1		49	1		64	1		59	4		44	10		53	4												
Phosphorus, Total as PO4 USEPA 365.2 (mg/L)																																
Chloride USEPA 300.0 (mg/L)																																

Notes:
Analysis methods listed are accurate for most current sampling event. Previous analysis methods may be different.

[1]Carbon dioxide calculated from alkalinity results. Values for 2003 and 2004 were modified to be consistent with previous years' results.

< = less than reporting limit
µg/L = micrograms per liter
ID = identification number
J = estimated
mg/L = milligrams per liter
Qual = qualifier
RL = reporting limit
RSK = Robert S. Kerr Environmental Research Laboratory
SM = Standard Method
U = nondetect
USEPA = United States Environmental Protection Agency

TABLE E.2.5-8
CORNHUSKER ARMY AMMUNITION PLANT
FEEDLOT WELL CA380-NATURAL ATTENUATION PARAMETERS

FIELD ID	CA380			CA380			CA380			CA380			CA380			CA380		
COLLECT DATE	3/24/2003			3/26/2002			3/29/2001			3/22/2000			4/2/1999			6/17/1998		
	Result	RL	Qual	Result	RL	Qual	Result	RL	Qual	Result	RL	Qual	Result	RL	Qual	Result	RL	Qual
NATURAL ATTENUATION PARAMETERS																		
Methane RSK-175 (µg/L)	2500	44		2200	40		2800	100		1500	100		1790	200		3860	200	
Total Kjeldahl Nitrogen USEPA 351.2 (mg/L)	100	10		99	20		127	50.0		90.6	5.0		98.4	10		76.1	5	
Ammonia USEPA 350.1 (mg/L)	110	10		93	10		87.1	10		86.8	5.0		94.5	5		66.8	5	
Nitrate/Nitrite USEPA 353.2 (mg/L)	0.3	0.1		0.12	0.60		<	2	U	<	1	U	<	1	U	<	1	U
Alkalinity SM 2320B (mg/L)	1100	10		460	10		653	10		416	5		926	5		793	5	
Carbon Dioxide SM 2320B (mg/L)[1]	484	1		200	1.0		287	10		183	2.2		407	2.2		349	2.2	
Sulfate USEPA 300.1 (mg/L)	50	5		42	5.0		32.8	25		7.62	2		9.94	5		6.77	0.4	
Sulfide SM 4500S-2F (mg/L)	6.4	1		1.1	1.0		6.50	2		4.03	1		8.87	5		<	1	U
Dissolved Organic Carbon SM 5310B (mg/L)	80	20		13	1.0		66	10		103.6	10		88.2	5		68.7	5	
Phosphorus, Total as PO4 USEPA 365.2 (mg/L)																		
Chloride USEPA 300.0 (mg/L)																		

Notes:
Analysis methods listed are accurate for most current sampling event. Previous analysis methods may be different.

[1]Carbon dioxide calculated from alkalinity results. Values for 2003 and 2004 were modified to be consistent with previous years' results.

< = less than reporting limit
µg/L = micrograms per liter
ID = identification number
J = estimated
mg/L = milligrams per liter
Qual = qualifier
RL = reporting limit
RSK = Robert S. Kerr Environmental Research Laboratory
SM = Standard Method
U = nondetect
USEPA = United States Environmental Protection Agency

TABLE E.2.5-9
CORNHUSKER ARMY AMMUNITION PLANT
FEEDLOT WELL CA381-NATURAL ATTENUATION PARAMETERS

FIELD ID	CA381			CA381			CA381			CA381			CA381			CA381			CA381			CA381			CA381			CA381			CA381		
COLLECT DATE	None			3/20/2013			3/6/2012			3/8/2011			3/9/2010			3/10/2009			3/11/2008			3/19/2007			3/20/2006			3/23/2005			3/24/2004		
	Result	RL	Qual	Result	RL	Qual	Result	RL	Qual	Result	RL	Qual	Result	RL	Qual	Result	RL	Qual	Result	RL	Qual	Result	RL	Qual	Result	RL	Qual	Result	RL	Qual	Result	RL	Qual
NATURAL ATTENUATION PARAMETERS																																	
Methane RSK-175 (µg/L)				260	4.9		1500	100		1000	100		5400	50		370	3.1		320	1.7		890	8.7		1900	4.3		1300	8.7		580	10	
Total Kjeldahl Nitrogen USEPA 351.2 (mg/L)				47.4	1		76	1		54	1		56	10		50	5		19	1		35	2		65	10	J	29	4		17	2	
Ammonia USEPA 350.1 (mg/L)	**Abandoned**			28.7	0.25		48	0.25		56	0.25		44	0.1		38	2.5		18	0.5		29	2.5		48	2.5		18	0.5		4	1	
Nitrate/Nitrite USEPA 353.2 (mg/L)	**2013**			<	0.1	U	<	0.1	U	0.116	0.1		<	0.1	U	<	0.5	U	0.33	0.05		0.3	0.05		0.085	0.05		3.9	2.5		<	1	U
Alkalinity SM 2320B (mg/L)				569	1.25		740	1.25		575	1		760	5		560	40		300	4		460	8		640	20		490	8		400	5	
Carbon Dioxide SM 2320B (mg/L)[1]				253	10		329	1.25		256	0.4		330	2.2		250	0.22		132	0.88		200	0.88		280	0.88		220	0.1		176	1	
Sulfate USEPA 300.1 (mg/L)				114	5		125	5		19	1		72	25		24	20		55	10		<	100	U	37	10		26	10		47	2	
Sulfide SM 4500S-2F (mg/L)				0.401	2	J	0.6	2	J	0.2	2	J	<	4	U	4	1		<	1	U	1	1		2.3	1		3	1		<	1	U
Dissolved Organic Carbon SM 5310B (mg/L)				25.6	1		71	1		50	1		64	4		38	10		13	1		38	2		71	4		38	1		42	2	
Phosphorus, Total as PO4 USEPA 365.2 (mg/L)																									0.4	0.02		5.9	0.75				
Chloride USEPA 300.0 (mg/L)																									110	100							

Notes:
Analysis methods listed are accurate for most current sampling event. Previous analysis methods may be different.

[1]Carbon dioxide calculated from alkalinity results. Values for 2003 and 2004 were modified to be consistent with previous years' results.

< = less than reporting limit
µg/L = micrograms per liter
ID = identification number
J = estimated
mg/L = milligrams per liter
Qual = qualifier
RL = reporting limit
RSK = Robert S. Kerr Environmental Research Laboratory
SM = Standard Method
U = nondetect
USEPA = United States Environmental Protection Agency

TABLE E.2.5-9
CORNHUSKER ARMY AMMUNITION PLANT
FEEDLOT WELL CA381-NATURAL ATTENUATION PARAMETERS

FIELD ID	CA381			CA381			CA381			CA381		
COLLECT DATE	3/24/2003			3/26/2002			3/29/2001			3/22/2000		
	Result	RL	Qual	Result	RL	Qual	Result	RL	Qual	Result	RL	Qual
NATURAL ATTENUATION PARAMETERS												
Methane RSK-175 (µg/L)	240	2		40	2.0		100	5		--	--	--
Total Kjeldahl Nitrogen USEPA 351.2 (mg/L)	7.6	1		2.9	0.40		2.82	0.2		4.79	0.1	
Ammonia USEPA 350.1 (mg/L)	4.9	1		1.6	0.20		2.18	0.2		4.48	0.5	
Nitrate/Nitrite USEPA 353.2 (mg/L)	0.14	0.1		0.74	0.10		<	0.5	U	<	1	U
Alkalinity SM 2320B (mg/L)	380	5		240	5.0		246	5		243	5	
Carbon Dioxide SM 2320B (mg/L)[1]	167	1		110	1.0		108	5		107	2.2	
Sulfate USEPA 300.1 (mg/L)	42	5		48	5.0		51	25		32.3	2	
Sulfide SM 4500S-2F (mg/L)	4.2	1		<	1.0	U	<	1	U	<	1	U
Dissolved Organic Carbon SM 5310B (mg/L)	28	2		6.2	1.0		<	5	U	14.9	5	
Phosphorus, Total as PO4 USEPA 365.2 (mg/L)												
Chloride USEPA 300.0 (mg/L)												

Notes:
Analysis methods listed are accurate for most current sampling event. Previous analysis methods may be different.

[1]Carbon dioxide calculated from alkalinity results. Values for 2003 and 2004 were modified to be consistent with previous years' results.

< = less than reporting limit
µg/L = micrograms per liter
ID = identification number
J = estimated
mg/L = milligrams per liter
Qual = qualifier
RL = reporting limit
RSK = Robert S. Kerr Environmental Research Laboratory
SM = Standard Method
U = nondetect
USEPA = United States Environmental Protection Agency

TABLE E.2.5-10
CORNHUSKER ARMY AMMUNITION PLANT
FEEDLOT WELL CA382-NATURAL ATTENUATION PARAMETERS

FIELD ID	CA382			CA382			CA382			CA382			CA382			CA382			CA382			CA382			CA382			CA382			CA382		
COLLECT DATE	None			3/20/2013			3/6/2012			3/8/2011			3/9/2010			3/10/2009			3/11/2008			3/19/2007			3/20/2006			3/23/2005			3/24/2004		
	Result	RL	Qual	Result	RL	Qual	Result	RL	Qual	Result	RL	Qual	Result	RL	Qual	Result	RL	Qual	Result	RL	Qual	Result	RL	Qual	Result	RL	Qual	Result	RL	Qual	Result	RL	Qual
NATURAL ATTENUATION PARAMETERS																																	
Methane RSK-175 (µg/L)				4	4.9	J	70	5		10	5		350	5		65	0.31		6.4	1.7		440	4.3		930	4.3		1500	8.7		1300	20	
Total Kjeldahl Nitrogen USEPA 351.2 (mg/L)				1.4	1		3.2	1		0.848	1	J	1.2	1		1.5	1		1.7	1		14	2		42	10	J	35	4		3.3	0.2	
Ammonia USEPA 350.1 (mg/L)	**Abandoned**			0.926	0.25		0.272	0.25		0.43	0.25		0.27	0.1		0.45	0.05		0.93	0.05		9.4	2.5		32	1.3		28	1		32	5	
Nitrate/Nitrite USEPA 353.2 (mg/L)	**2013**			<	0.1	U	<	0.1	U	0.075	0.1	J	<	0.1	U	<	0.5	U	0.073	0.05		<	0.05	U	<	0.05	U	4	2.5		<	0.1	UJ
Alkalinity SM 2320B (mg/L)				206	1.25		285	1.25		285	1		330	5		310	20		240	2		410	8		500	20		520	8		430	5	
Carbon Dioxide SM 2320B (mg/L)[1]				92	1.25		127	1.25		127	0.4		150	2.2		140	0.22		106	0.88		180	0.88		220	0.88		230	1		189	1	
Sulfate USEPA 300.1 (mg/L)				53	1		67	1		77	1		68	25		78	20		39	10		<	50	U	55	10		26	10		29	2	
Sulfide SM 4500S-2F (mg/L)				0.2	2	J	0.2	2	J	<	2	U	<	4	U	<	1	U	<	1	U	1	1		1.8	1		3	1		<	1	U
Dissolved Organic Carbon SM 5310B (mg/L)				2.52	1		6.1	1		5.1	1		6.3	1		6.7	1		2.6	1		27	2		55	4		57	4		34	1	
Phosphorus, Total as PO4 USEPA 365.2 (mg/L)																									0.43	0.02		0.41	0.15				
Chloride USEPA 300.0 (mg/L)																									120	100							

Notes:
Analysis methods listed are accurate for most current sampling event. Previous analysis methods may be different.

[1]Carbon dioxide calculated from alkalinity results. Values for 2003 and 2004 were modified to be consistent with previous years' results.

< = less than reporting limit
µg/L = micrograms per liter
ID = identification number
J = estimated
mg/L = milligrams per liter
Qual = qualifier
RL = reporting limit
RSK = Robert S. Kerr Environmental Research Laboratory
SM = Standard Method
U = nondetect
USEPA = United States Environmental Protection Agency

TABLE E.2.5-10
CORNHUSKER ARMY AMMUNITION PLANT
FEEDLOT WELL CA382-NATURAL ATTENUATION PARAMETERS

FIELD ID	CA382			CA382			CA382			CA382		
COLLECT DATE	3/24/2003			3/26/2002			3/29/2001			3/22/2000		
	Result	RL	Qual	Result	RL	Qual	Result	RL	Qual	Result	RL	Qual
NATURAL ATTENUATION PARAMETERS												
Methane RSK-175 (µg/L)	<	2	U	<	2.0	U	1.2	1		<	1.4	U
Total Kjeldahl Nitrogen USEPA 351.2 (mg/L)	<	0.28	U	0.36	0.40	J	0.145	0.1		<	0.1	U
Ammonia USEPA 350.1 (mg/L)	0.13	0.2	J	<	0.20	U	<	0.1	U	<	0.1	U
Nitrate/Nitrite USEPA 353.2 (mg/L)	<	0.1	U	0.077	0.10	J	<	0.5	U	<	1	U
Alkalinity SM 2320B (mg/L)	250	5		230	5.0		201	5		240	5	
Carbon Dioxide SM 2320B (mg/L)[1]	110	1		100	1.0		88.4	5		106	2.2	
Sulfate USEPA 300.1 (mg/L)	31	5		29	5.0		39.6	25		27.5	2	
Sulfide SM 4500S-2F (mg/L)	1.6	1		<	1.0	U	<	1	U	<	1	U
Dissolved Organic Carbon SM 5310B (mg/L)	<	1.2	U	1.2	1.0		<	5	U	8.8	5	
Phosphorus, Total as PO4 USEPA 365.2 (mg/L)												
Chloride USEPA 300.0 (mg/L)												

Notes:
Analysis methods listed are accurate for most current sampling event. Previous analysis methods may be different.

[1]Carbon dioxide calculated from alkalinity results. Values for 2003 and 2004 were modified to be consistent with previous years' results.

< = less than reporting limit
µg/L = micrograms per liter
ID = identification number
J = estimated
mg/L = milligrams per liter
Qual = qualifier
RL = reporting limit
RSK = Robert S. Kerr Environmental Research Laboratory
SM = Standard Method
U = nondetect
USEPA = United States Environmental Protection Agency

TABLE E.2.5-11
CORNHUSKER ARMY AMMUNITION PLANT
FEEDLOT WELL CA390-NATURAL ATTENUATION PARAMETERS

FIELD ID	CA390			CA390			CA390			CA390			CA390			CA390			CA390			CA390			CA390			CA390			CA390		
COLLECT DATE	None			3/7/2013			3/6/2012			3/9/2011			3/18/2010			3/11/2009			3/11/2008			None			3/29/2006			None			3/24/2004		
	Result	RL	Qual	Result	RL	Qual	Result	RL	Qual	Result	RL	Qual	Result	RL	Qual	Result	RL	Qual	Result	RL	Qual	Result	RL	Qual	Result	RL	Qual	Result	RL	Qual	Result	RL	Qual
NATURAL ATTENUATION PARAMETERS																																	
Methane RSK-175 (µg/L)				5.2	5		4	5	J	<	5	UJ	0.73	5	J	0.88	0.31		<	1.7	U				<	0.87	U				<	2	U
Total Kjeldahl Nitrogen USEPA 351.2 (mg/L)				2.38	1		1.9	1		0.858	1	J	0.59	1	J	<	1	U	<	1	U				1.5	1					0.84	0.2	
Ammonia USEPA 350.1 (mg/L)	**Abandoned**			0.175	0.25	J	<	0.25	U	<	0.25	UJ	0.14	0.1	J	<	0.05	U	0.21	0.05		**No 2007 Sample**			0.098	0.05		**No 2005 Sample**			<	0.25	U
Nitrate/Nitrite USEPA 353.2 (mg/L)	**2013**			15.4	0.1		15	0.1		12	0.1		18	0.5		2	0.5		10	0.5		**Well Dry**			3.6	0.1		**Well Dry**			0.49	0.1	
Alkalinity SM 2320B (mg/L)				345	1.25		360	1.25		285	1		320	5		270	20		260	2					310	8					280	5	
Carbon Dioxide SM 2320B (mg/L)[1]				153	10		160	1.25		127	0.4		140	2.2		120	0.22		114	0.88					140	0.88					123	1	
Sulfate USEPA 300.1 (mg/L)				161	10		153	5		176	5		170	25		150	20		140	10					130	50					97	2	
Sulfide SM 4500S-2F (mg/L)				0.2	2	J	0.8	2	J	0.2	2	J	<	4	U	<	1	U	<	1	U				<	1	U				<	1	U
Dissolved Organic Carbon SM 5310B (mg/L)				10.4	1		11	1		13	1		10	1		6.6	1		7.7	1					8.7	1					7	1	
Phosphorus, Total as PO4 USEPA 365.2 (mg/L)																												0.39	0.15				
Chloride USEPA 300.0 (mg/L)																																	

Notes:
Analysis methods listed are accurate for most current sampling event. Previous analysis methods may be different.

[1]Carbon dioxide calculated from alkalinity results. Values for 2003 and 2004 were modified to be consistent with previous years' results.

< = less than reporting limit
µg/L = micrograms per liter
ID = identification number
J = estimated
mg/L = milligrams per liter
Qual = qualifier
RL = reporting limit
RSK = Robert S. Kerr Environmental Research Laboratory
SM = Standard Method
U = nondetect
USEPA = United States Environmental Protection Agency

TABLE E.2.5-11
CORNHUSKER ARMY AMMUNITION PLANT
FEEDLOT WELL CA390-NATURAL ATTENUATION PARAMETERS

FIELD ID	CA390			CA390			CA390			CA390		
COLLECT DATE	3/24/2003			3/26/2002			3/29/2001			3/22/2000		
	Result	RL	Qual	Result	RL	Qual	Result	RL	Qual	Result	RL	Qual
NATURAL ATTENUATION PARAMETERS												
Methane RSK-175 (µg/L)	<	2	U	<	2.0	U	<	1	U	<	1	UJ
Total Kjeldahl Nitrogen USEPA 351.2 (mg/L)	1.1	0.2	J	1.4	0.40	J	0.235	0.1		1.51	0.1	
Ammonia USEPA 350.1 (mg/L)	0.12	0.2	J	<	0.20	U	0.120	0.1		0.531	0.1	
Nitrate/Nitrite USEPA 353.2 (mg/L)	1.1	0.1		5.4	0.20		2.43	0.5		7.61	1	
Alkalinity SM 2320B (mg/L)	220	5	J	340	5.0		319	5		210	5	
Carbon Dioxide SM 2320B (mg/L)[1]	110	1	J	150	1.0		140	5		92.4	2.2	
Sulfate USEPA 300.1 (mg/L)	110	5		110	5.0		84.1	25		85.3	2	
Sulfide SM 4500S-2F (mg/L)	1	1		<	1.0	U	<	1	U	<	1	U
Dissolved Organic Carbon SM 5310B (mg/L)	8.3	1		9.1	1.0		15.3	5		18.7	5	
Phosphorus, Total as PO4 USEPA 365.2 (mg/L)												
Chloride USEPA 300.0 (mg/L)												

Notes:
Analysis methods listed are accurate for most current sampling event. Previous analysis methods may be different.

[1]Carbon dioxide calculated from alkalinity results. Values for 2003 and 2004 were modified to be consistent with previous years' results.

< = less than reporting limit
µg/L = micrograms per liter
ID = identification number
J = estimated
mg/L = milligrams per liter
Qual = qualifier
RL = reporting limit
RSK = Robert S. Kerr Environmental Research Laboratory
SM = Standard Method
U = nondetect
USEPA = United States Environmental Protection Agency

E.3 OU1 Explosives — Graphical (on enclosed CD)

CORNHUSKER ARMY AMMUNITION PLANT
WELL G0011 - RDX

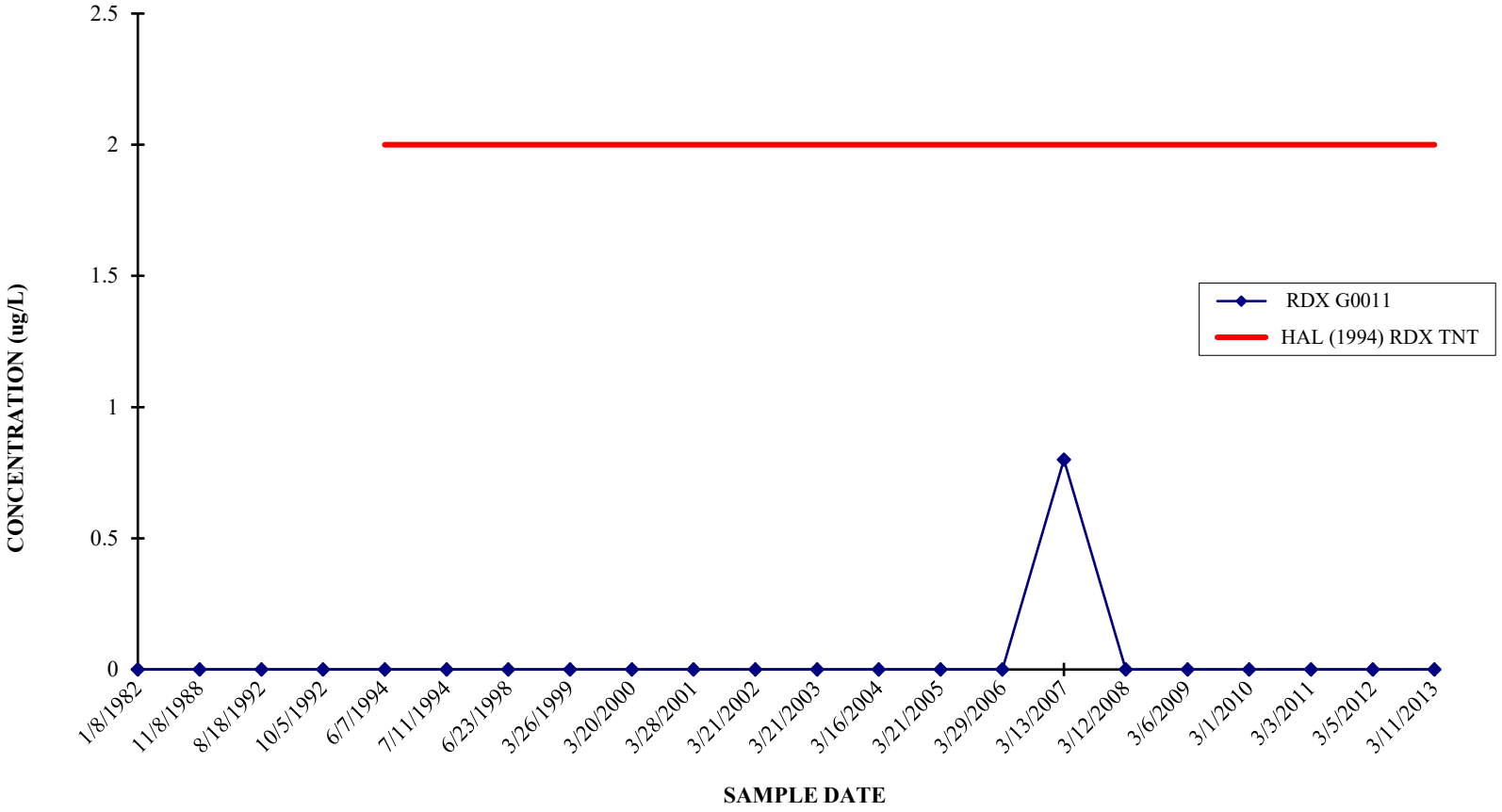

Note: Well G0011 was abandoned in 2013

CORNHUSKER ARMY AMMUNITION PLANT
WELL G0013 - RDX AND TNT

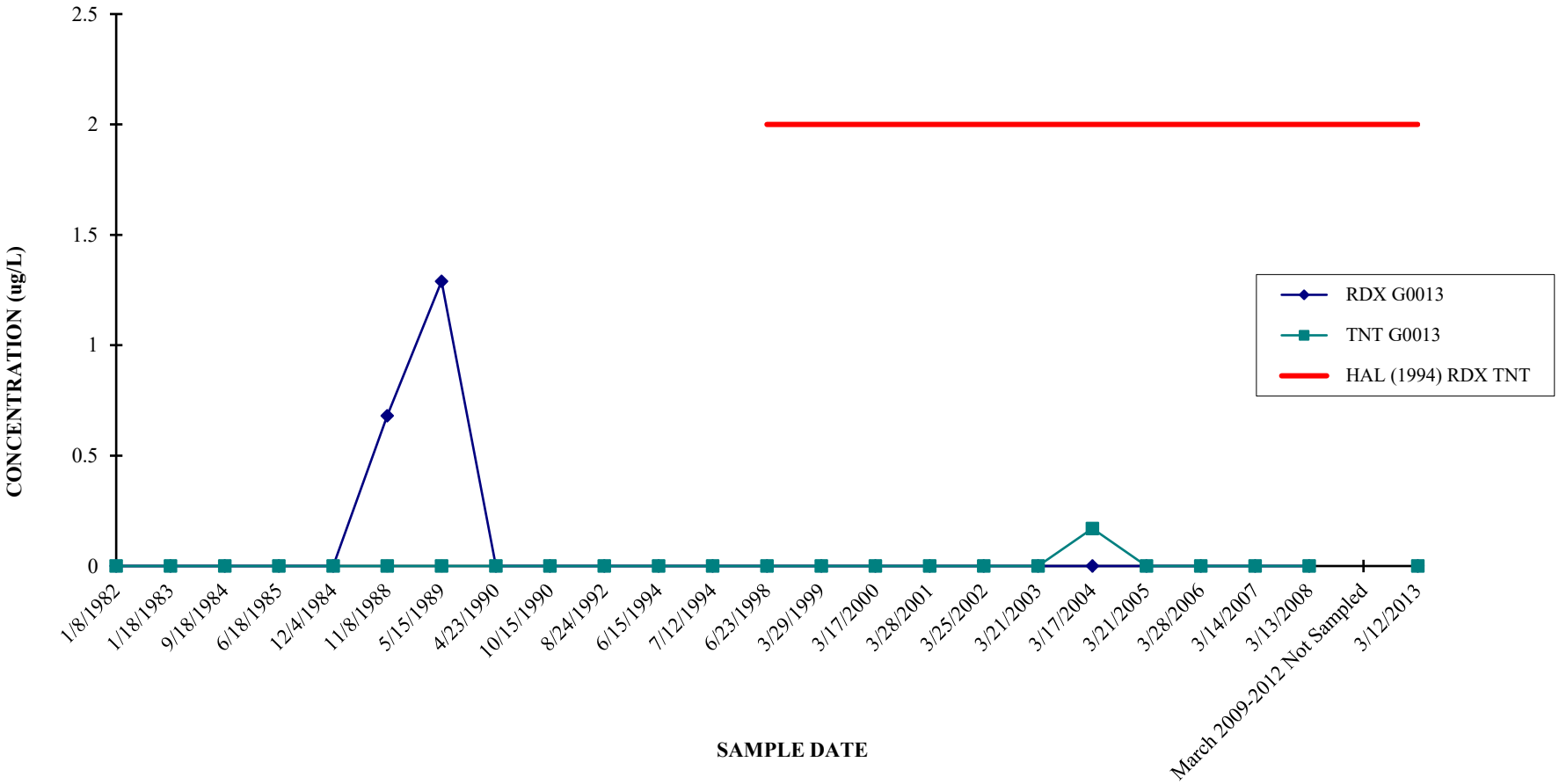

Note: Well G0013 was abandoned in 2013

CORNHUSKER ARMY AMMUNITION PLANT
WELL G0014 - HMX AND TNT

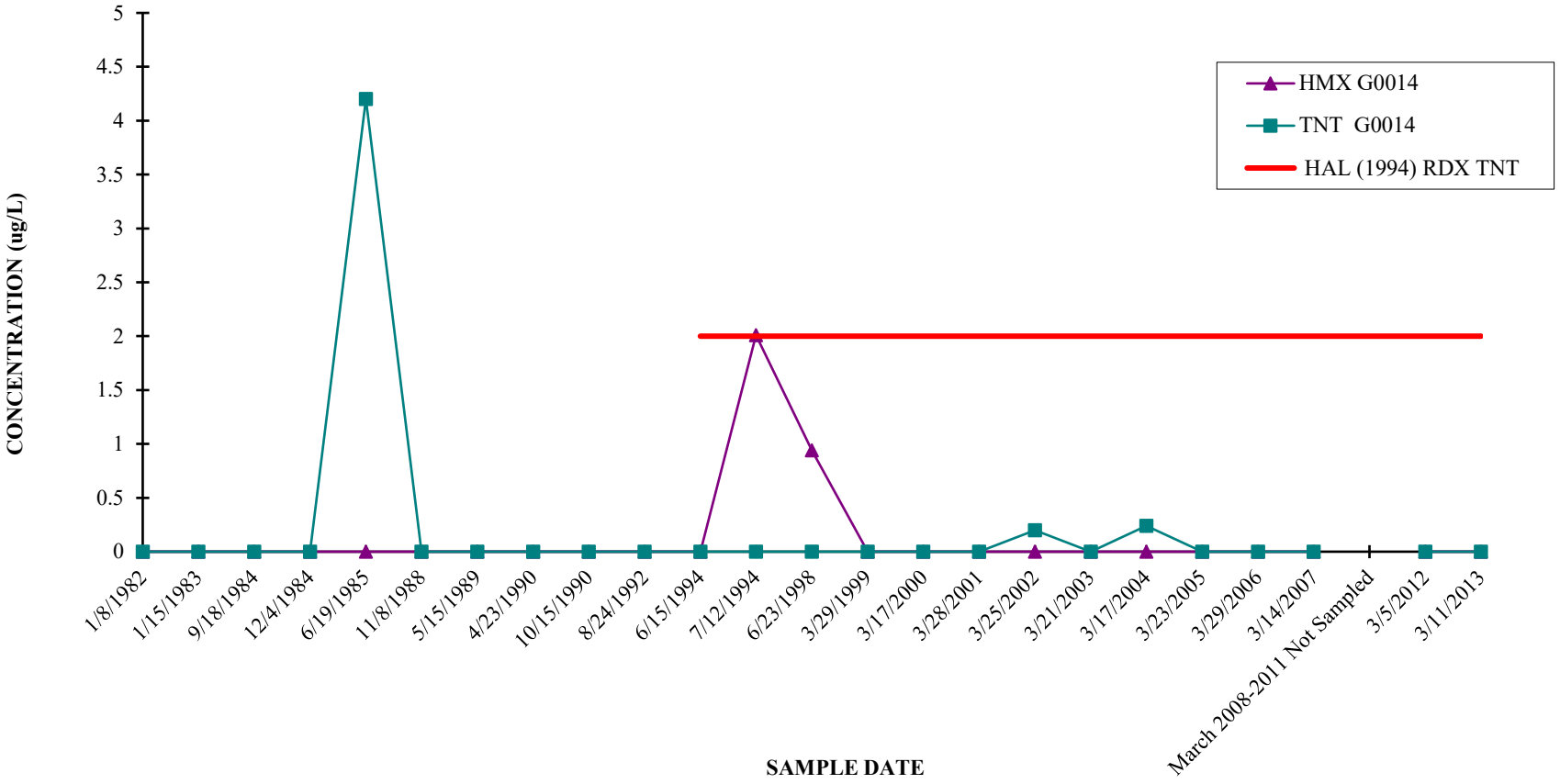

Note: Well G0014 was abandoned in 2013

CORNHUSKER ARMY AMMUNITION PLANT
WELL G0015 - TNT

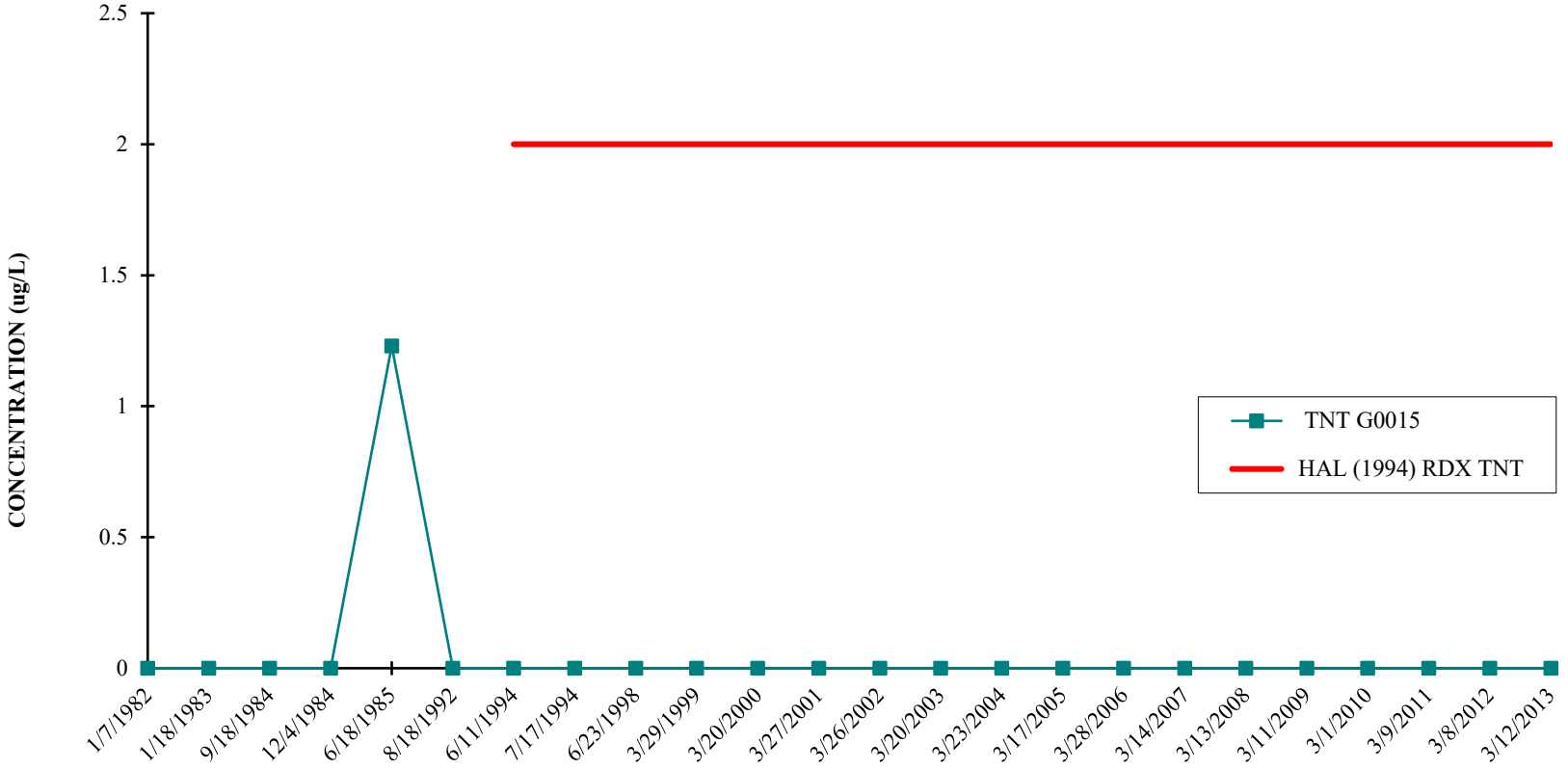

Note: Well G0015 was abandoned in 2013

CORNHUSKER ARMY AMMUNITION PLANT
WELL G0016 - HMX, RDX, AND TNT

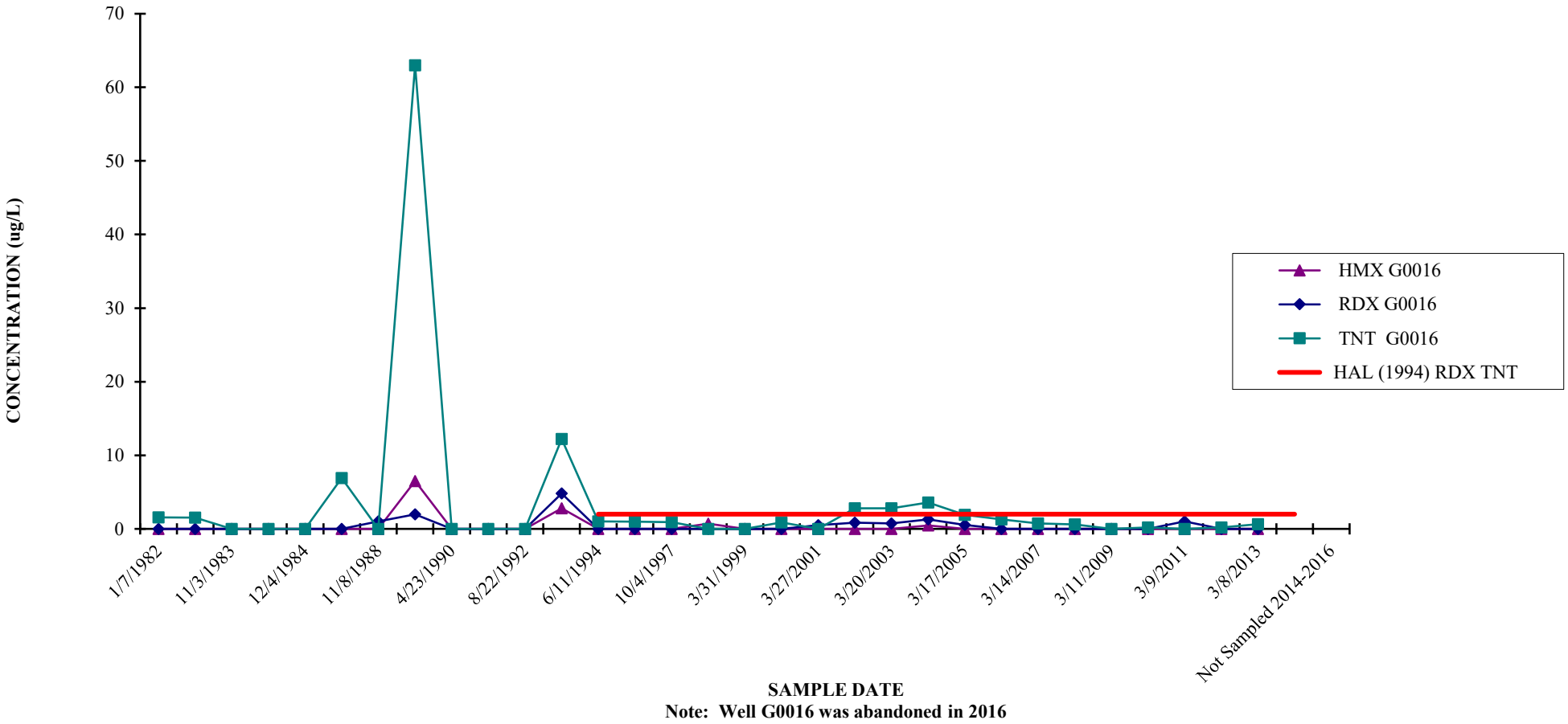

Note: Well G0016 was abandoned in 2016

CORNHUSKER ARMY AMMUNITION PLANT
WELL G0017 - HMX, RDX, AND TNT

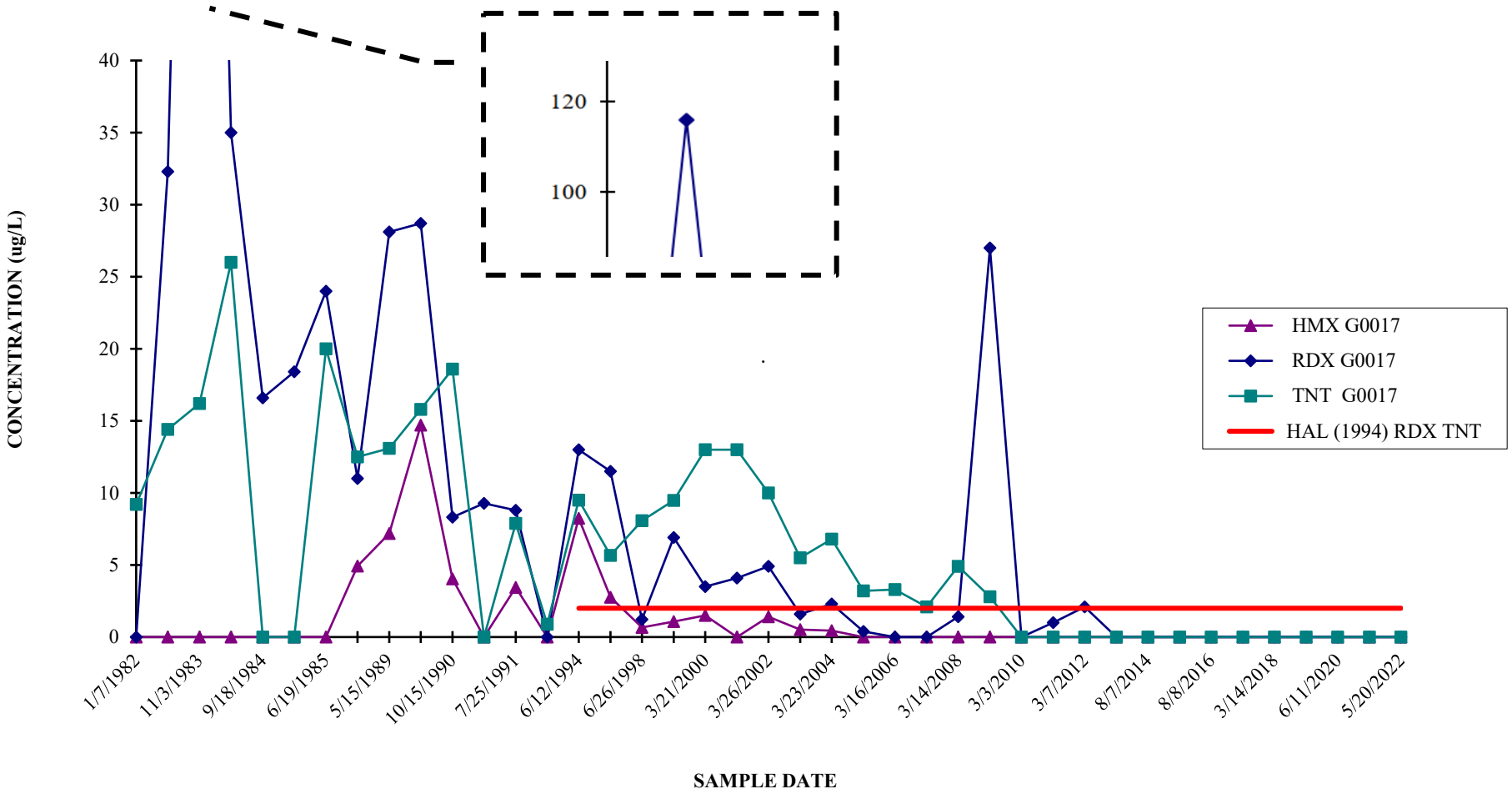

CORNHUSKER ARMY AMMUNITION PLANT
WELL G0019 - HMX, RDX, AND TNT

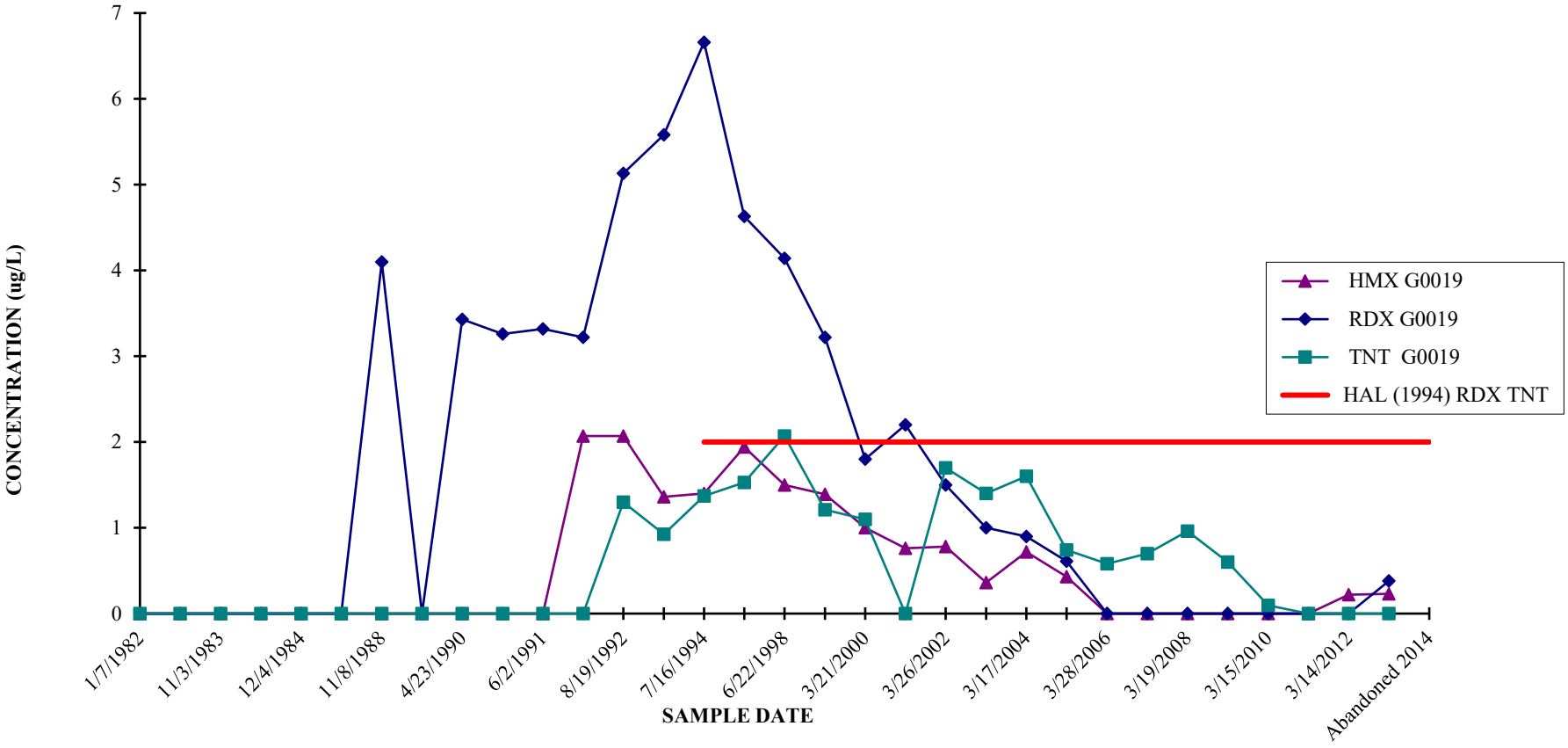

Note: Well G0019 was abandoned in 2014

CORNHUSKER ARMY AMMUNITION PLANT
WELL G0020 - HMX, RDX, AND TNT

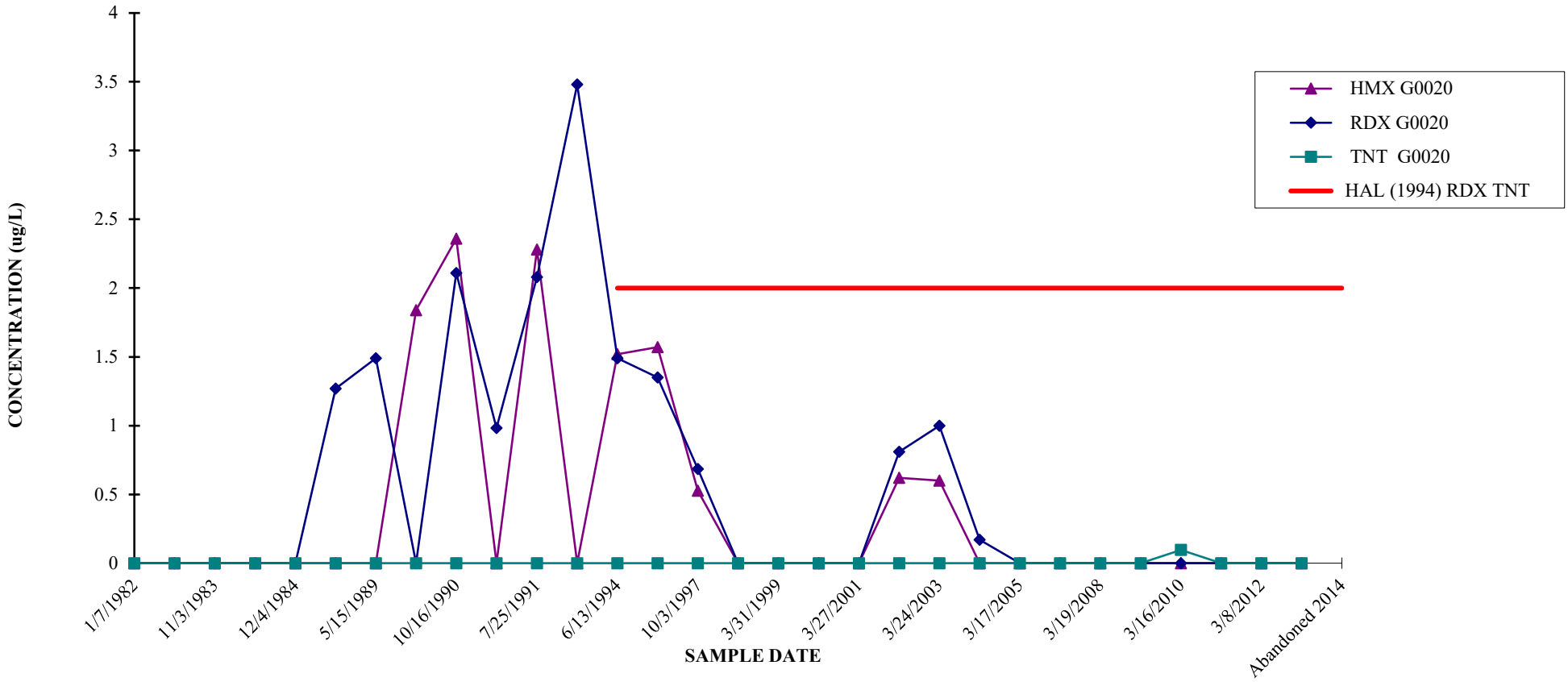

Note: Well G0020 was abandoned in 2014

CORNHUSKER ARMY AMMUNITION PLANT
WELL G0021 - HMX AND RDX

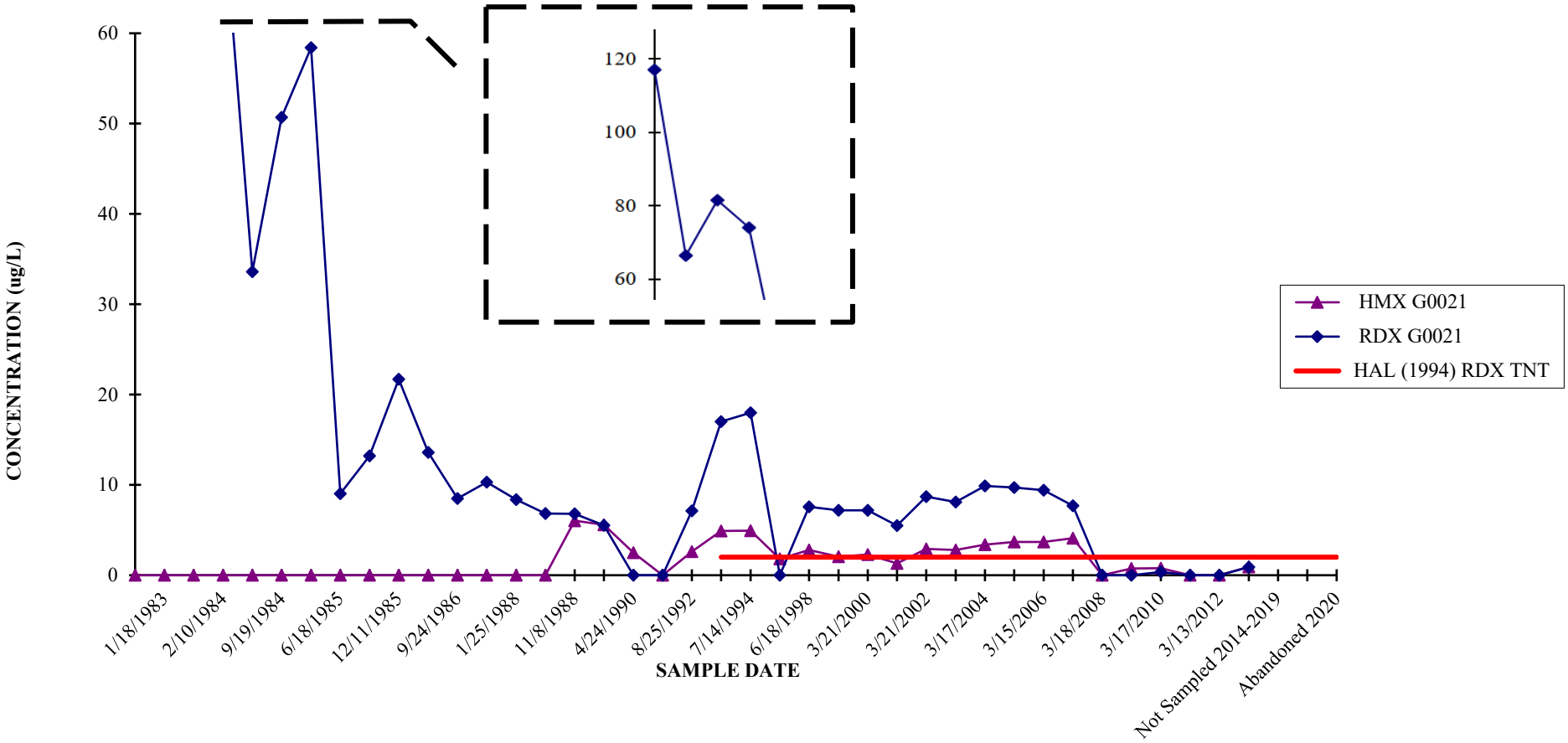

Note: Well G0021 was abandoned in 2020

CORNHUSKER ARMY AMMUNITION PLANT
WELL G0022 - HMX, RDX, AND TNT

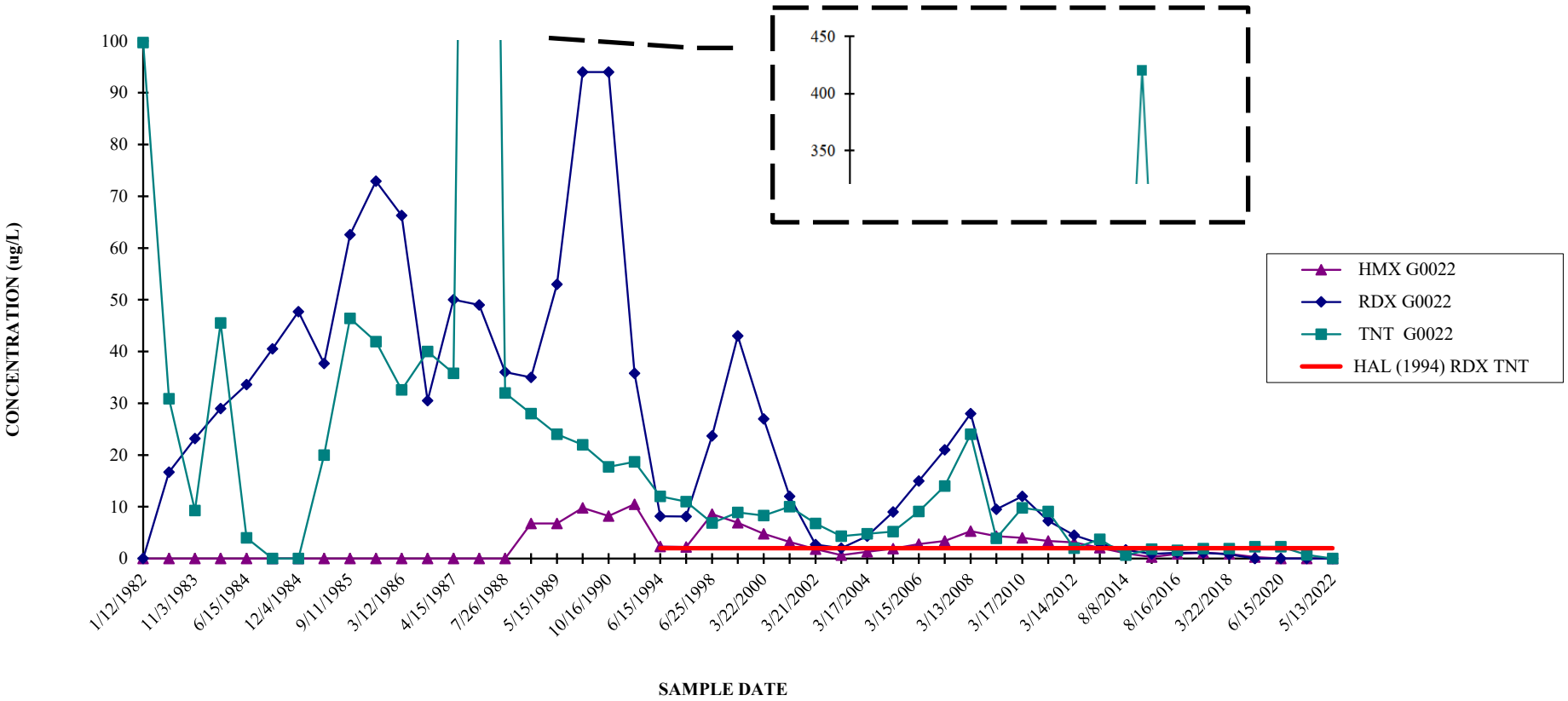

CORNHUSKER ARMY AMMUNITION PLANT
WELL G0023 - HMX, RDX, AND TNT

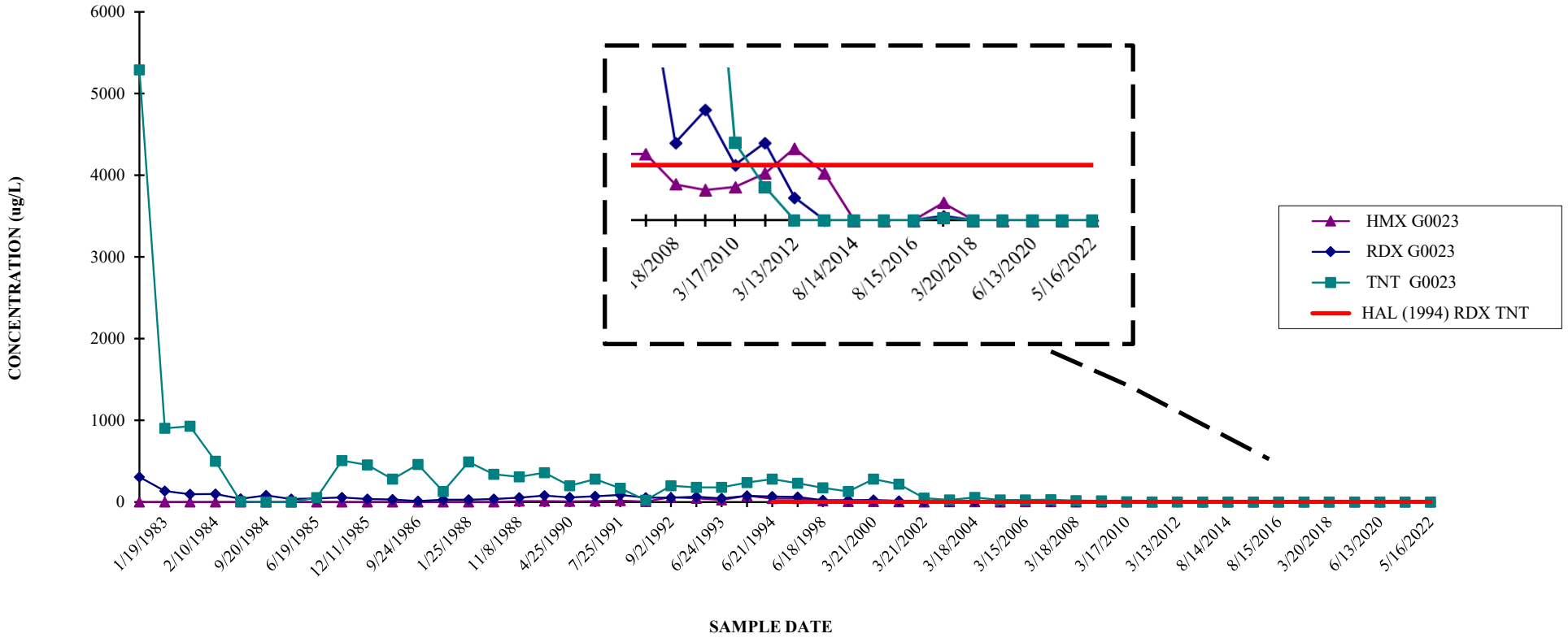

CORNHUSKER ARMY AMMUNITION PLANT
WELL G0024 - HMX, RDX AND TNT

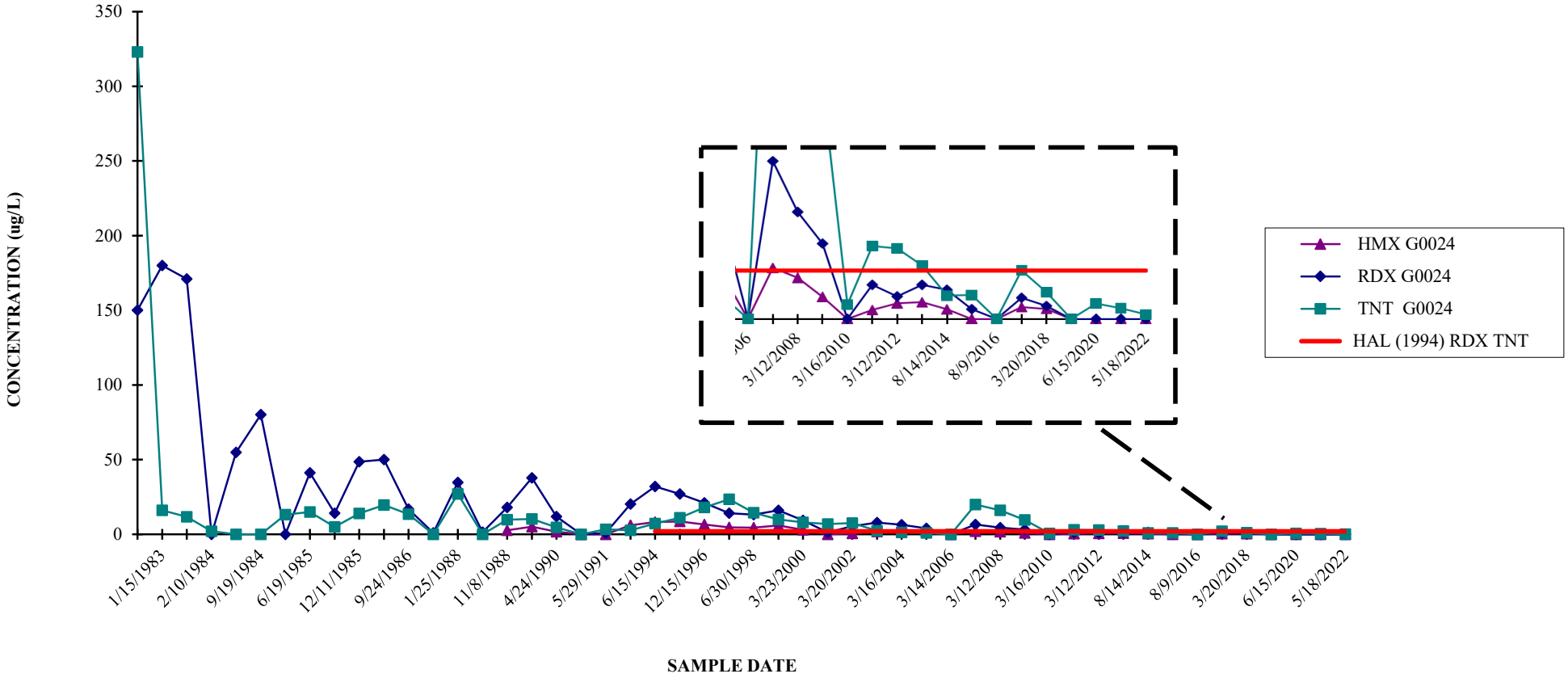

CORNHUSKER ARMY AMMUNITION PLANT
WELL G0028 - HMX AND RDX

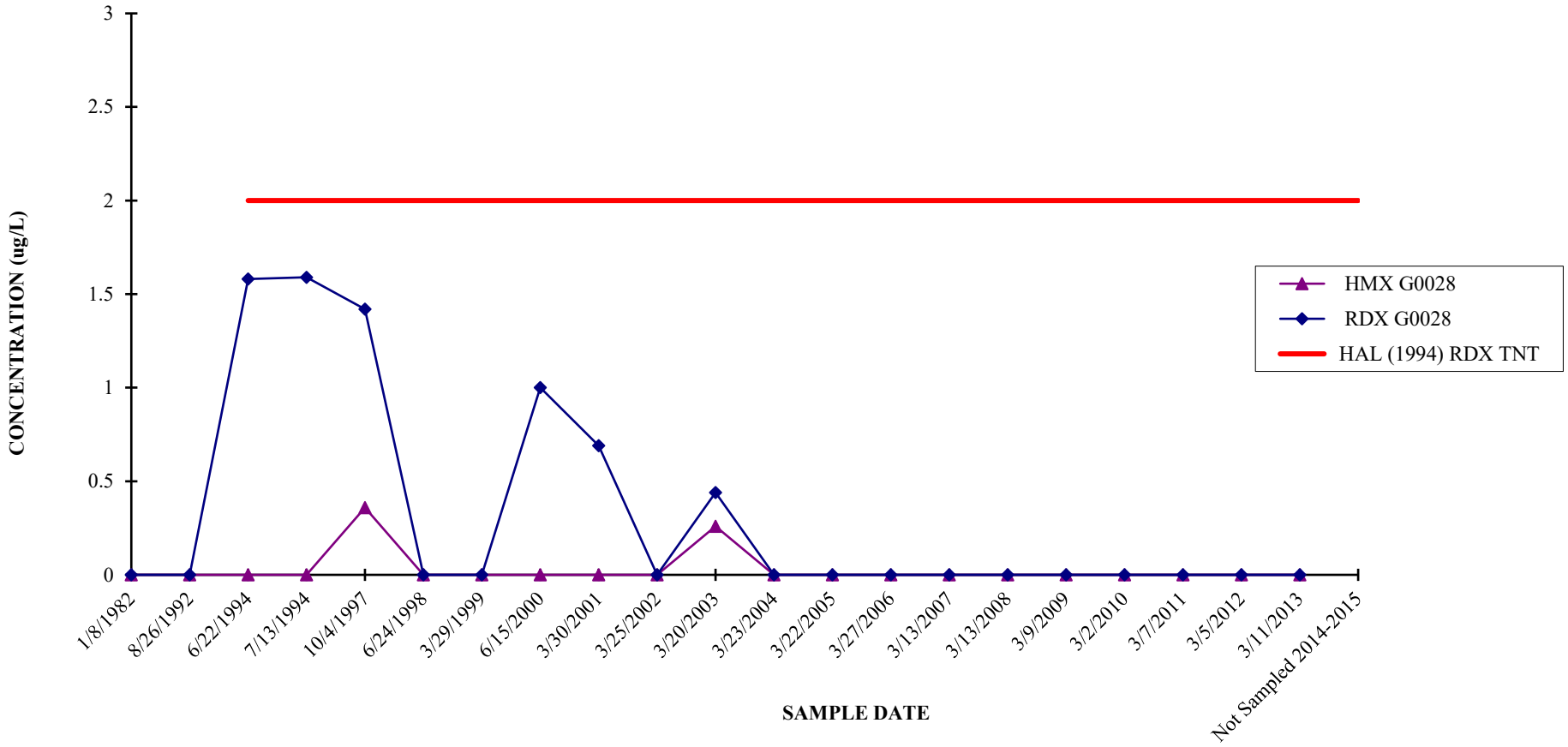

Note: Well G0028 was abandoned in 2016

CORNHUSKER ARMY AMMUNITION PLANT
WELL G0030 - RDX

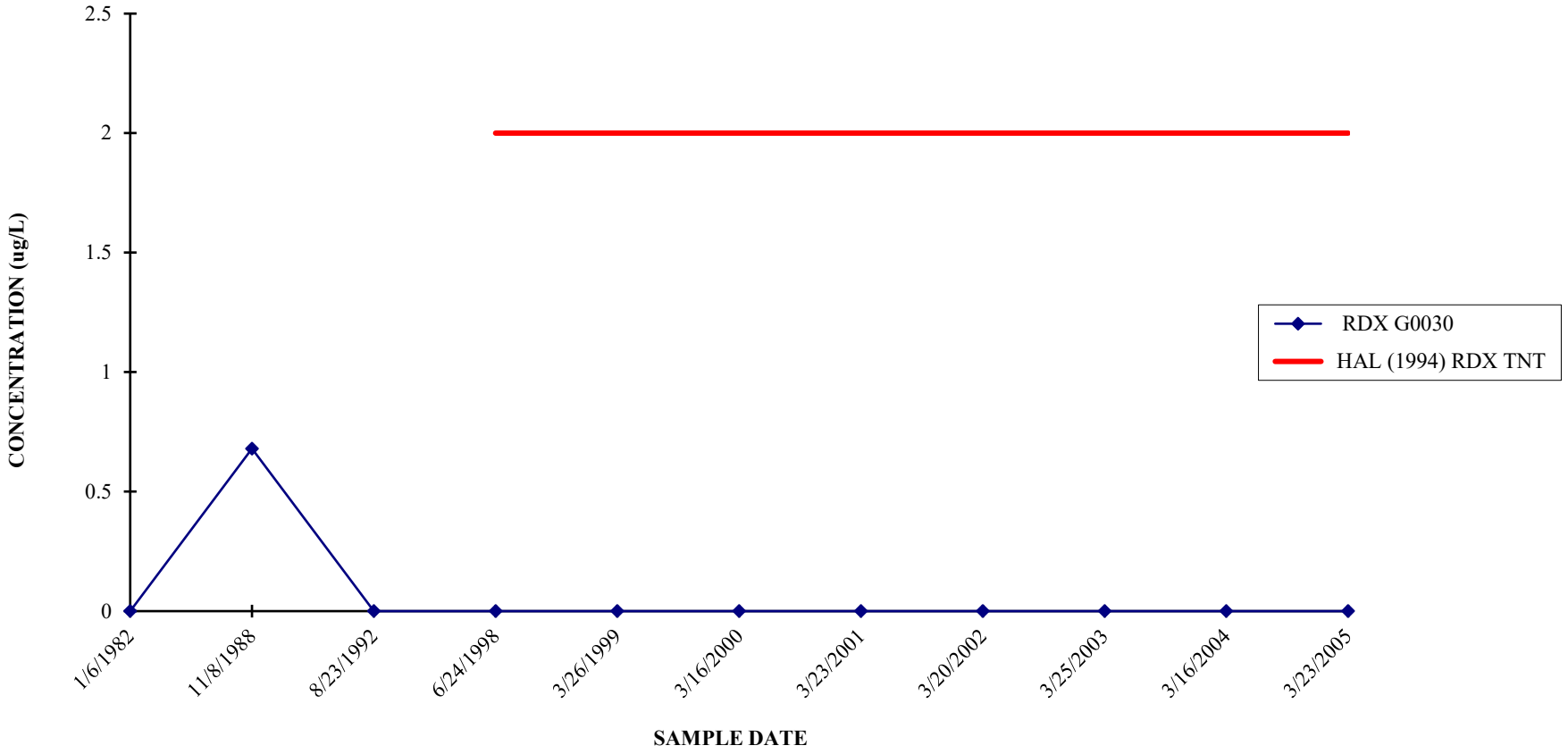

NOTE: Well G0030 was abandoned in 2005.

CORNHUSKER ARMY AMMUNITION PLANT
WELL G0044 - HMX AND RDX

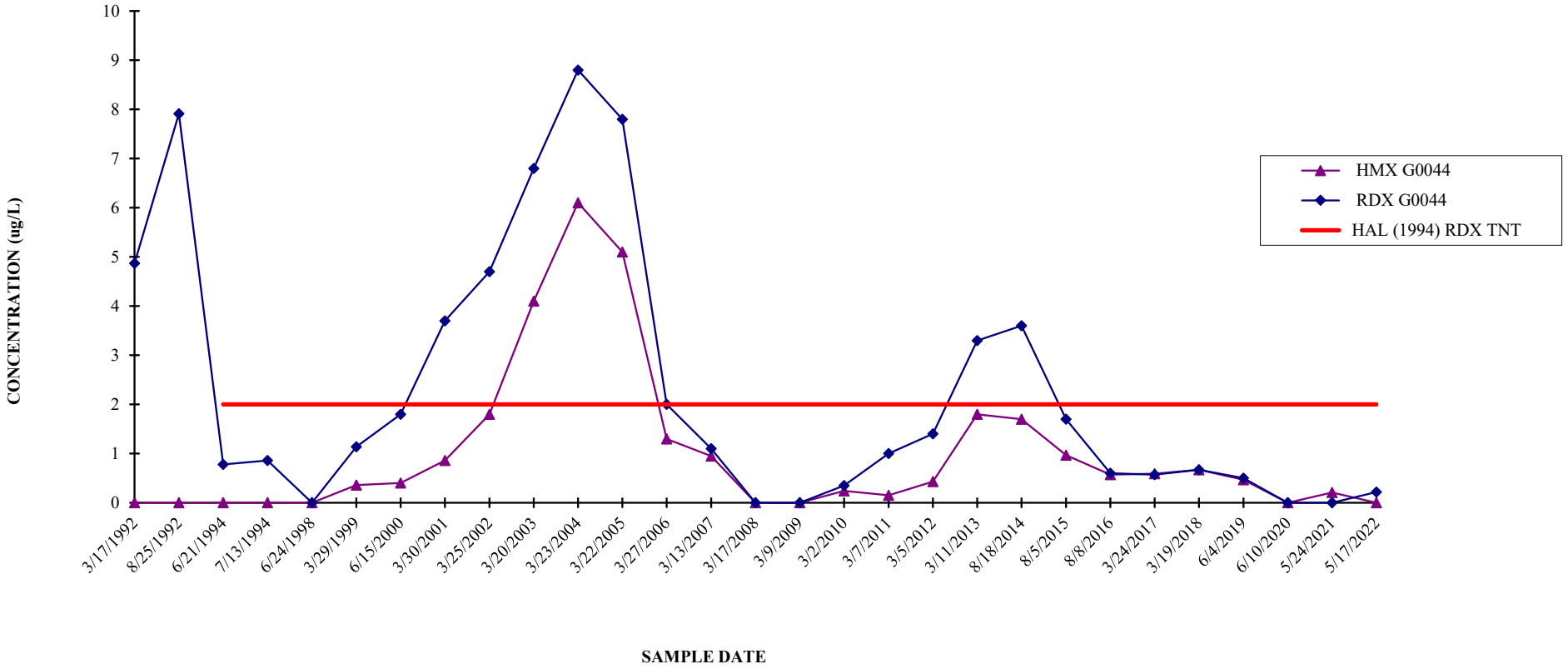

CORNHUSKER ARMY AMMUNITION PLANT
WELL G0045 - HMX

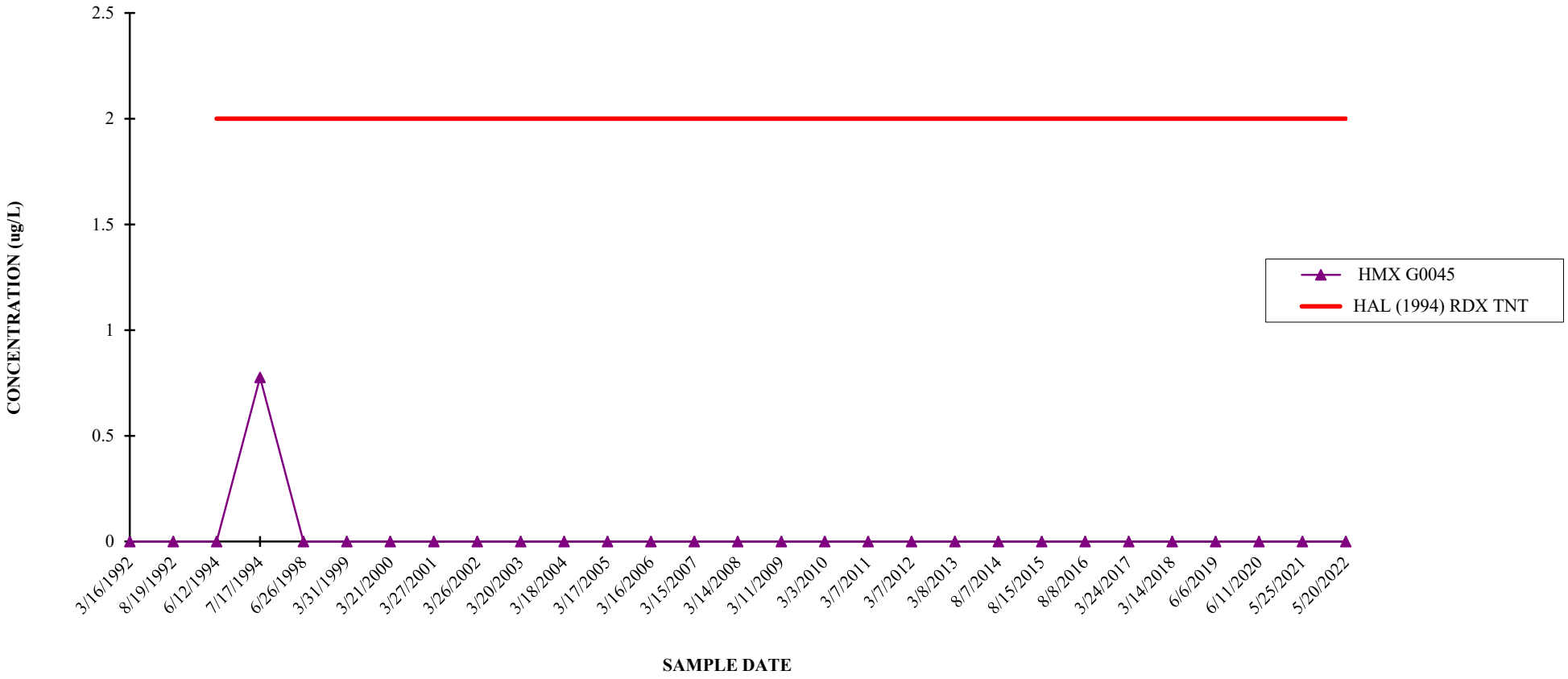

CORNHUSKER ARMY AMMUNITION PLANT
WELL G0047 - TNT

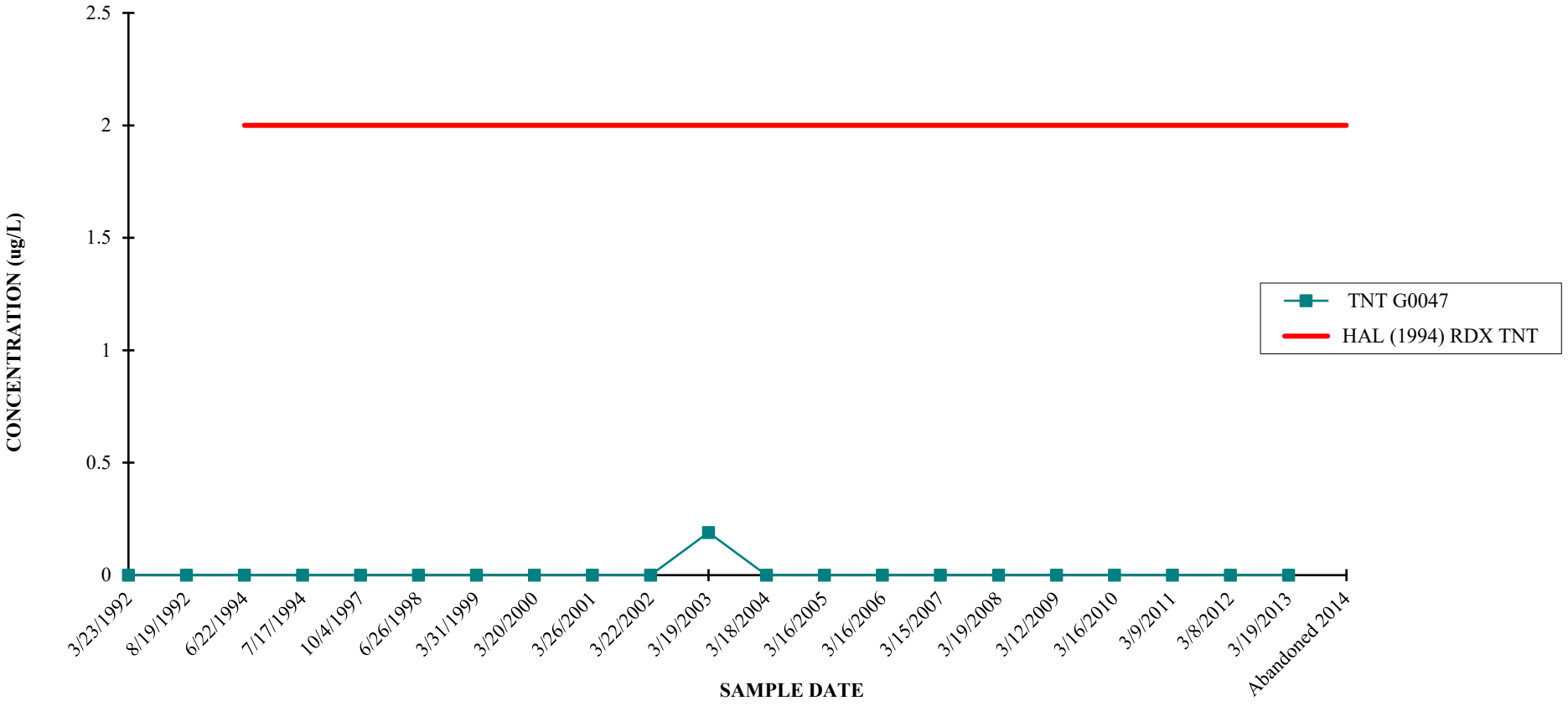

Note: Well G0047 was abandoned in 2014

CORNHUSKER ARMY AMMUNITION PLANT
WELL G0048 - HMX, RDX, AND TNT

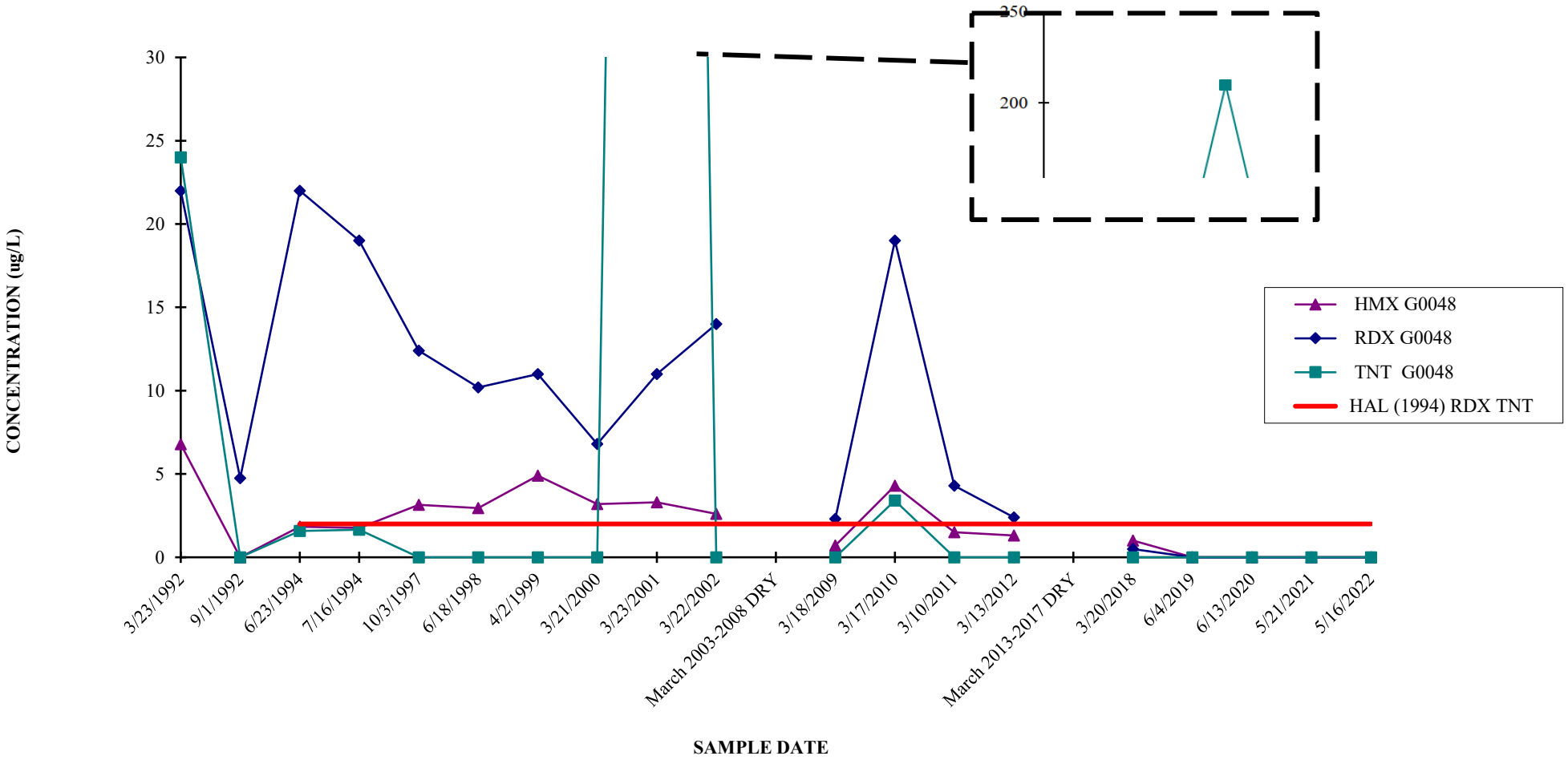

CORNHUSKER ARMY AMMUNITION PLANT
WELL G0049 - HMX, RDX, AND TNT

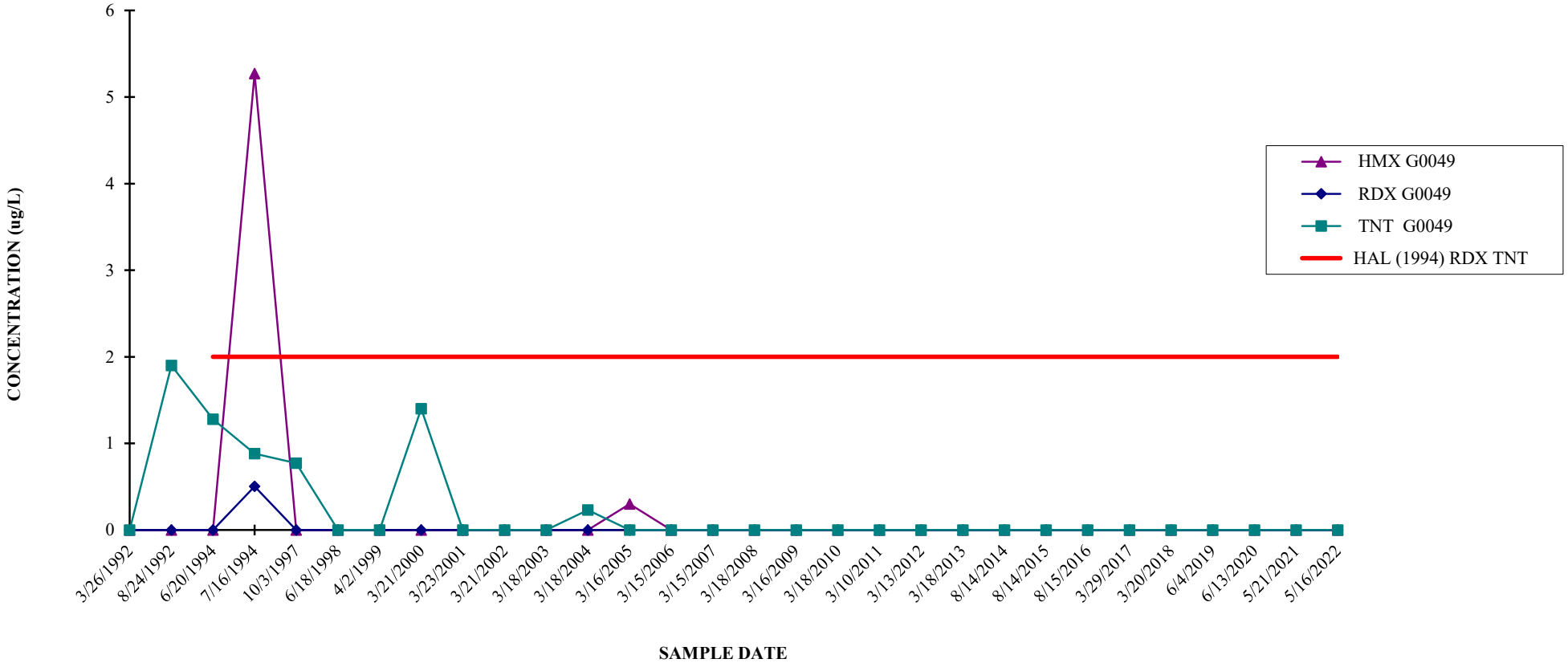

CORNHUSKER ARMY AMMUNITION PLANT
WELL G0063 - HMX AND RDX

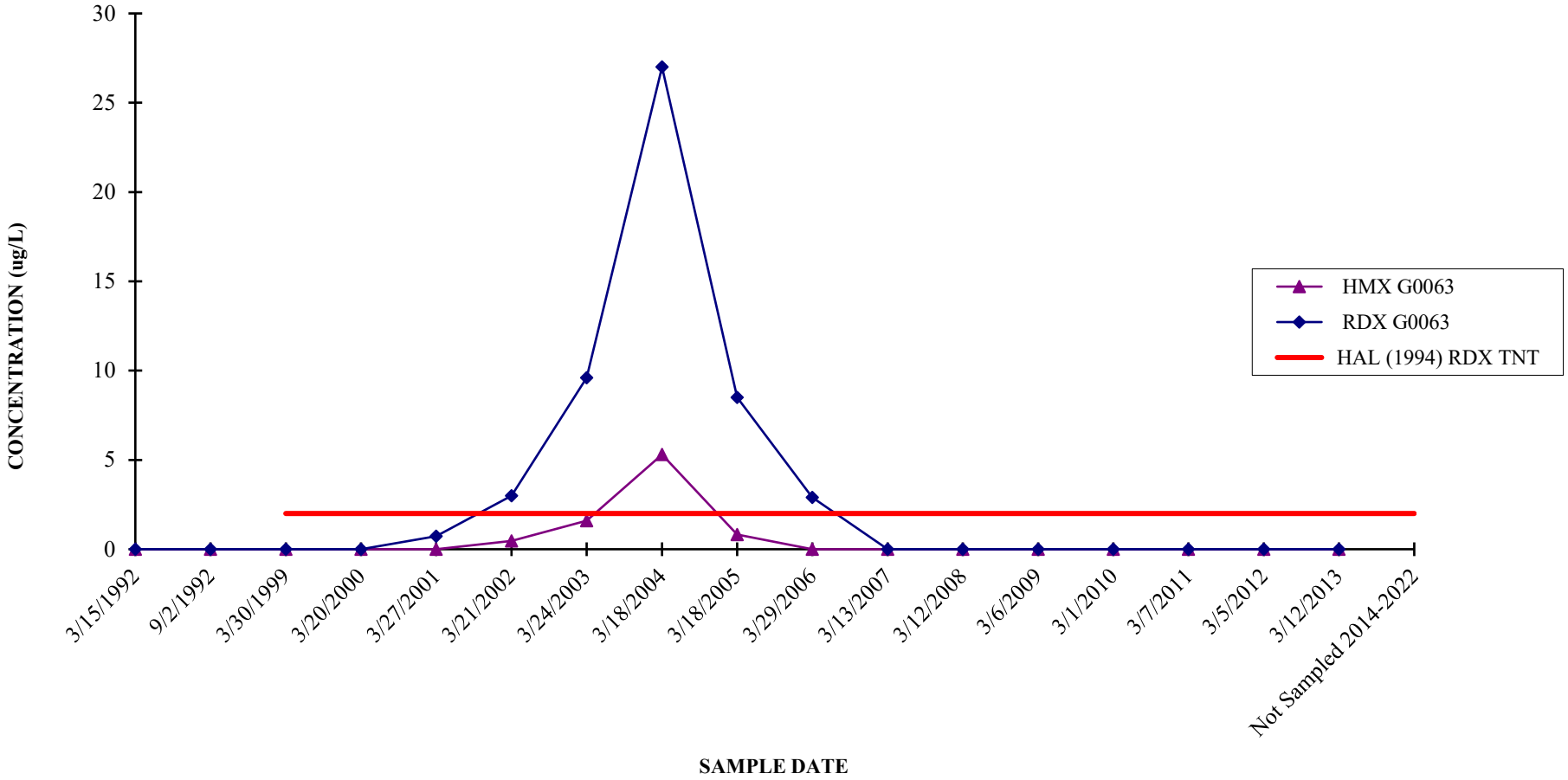

CORNHUSKER ARMY AMMUNITION PLANT
WELL G0066/G0066R* - HMX, RDX, AND TNT

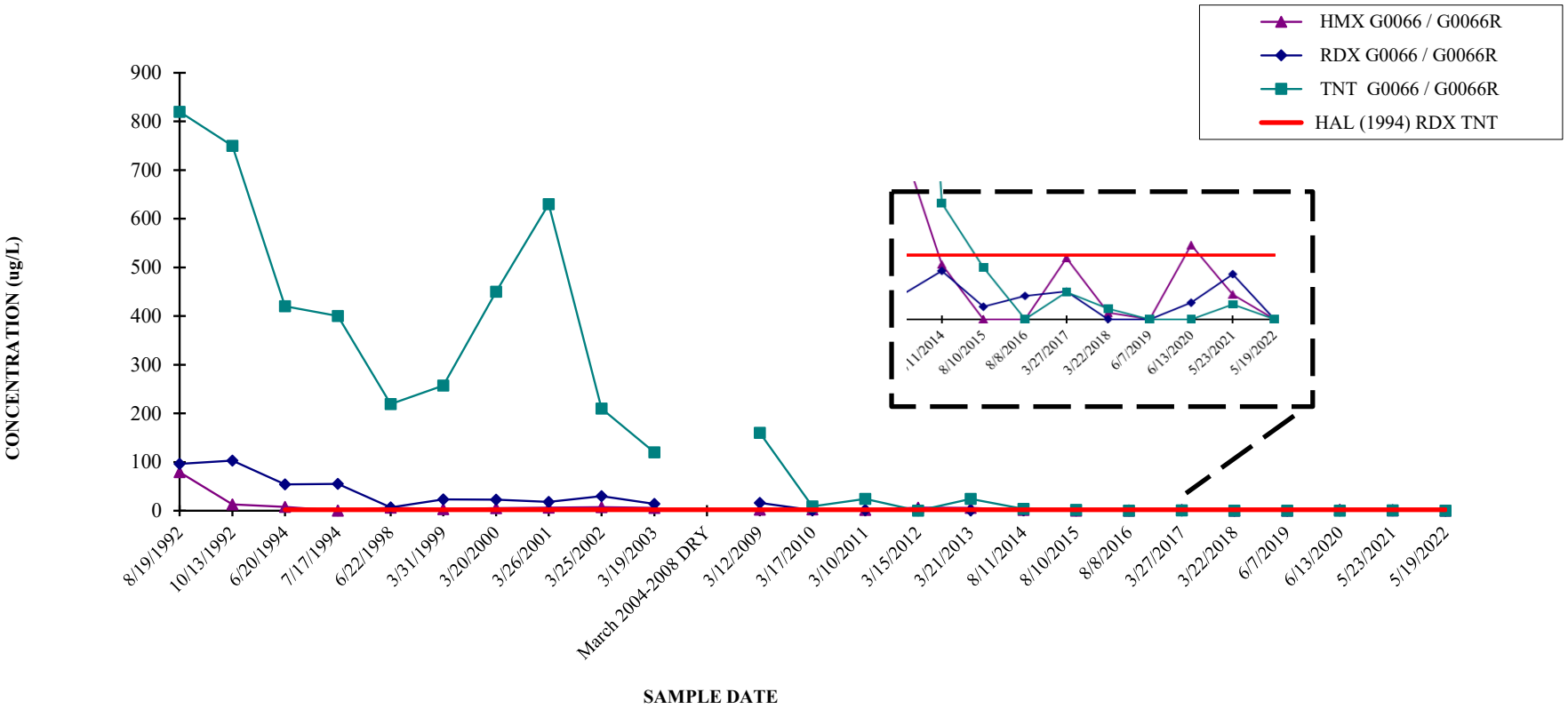

Well G0066 was abandonded and replaced by G0066R in November 2010.

CORNHUSKER ARMY AMMUNITION PLANT
WELL G0067 - HMX, RDX, AND TNT

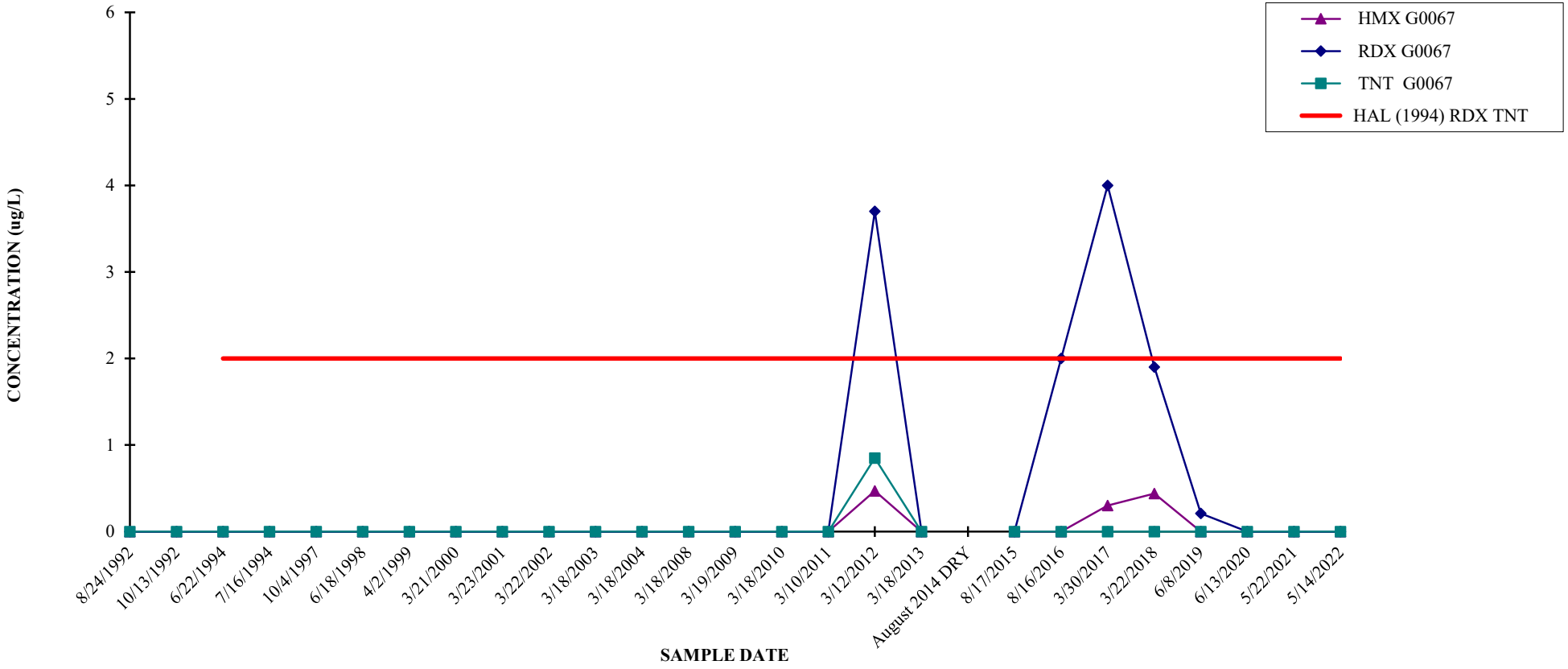

CORNHUSKER ARMY AMMUNITION PLANT
WELL G0068 - HMX AND RDX

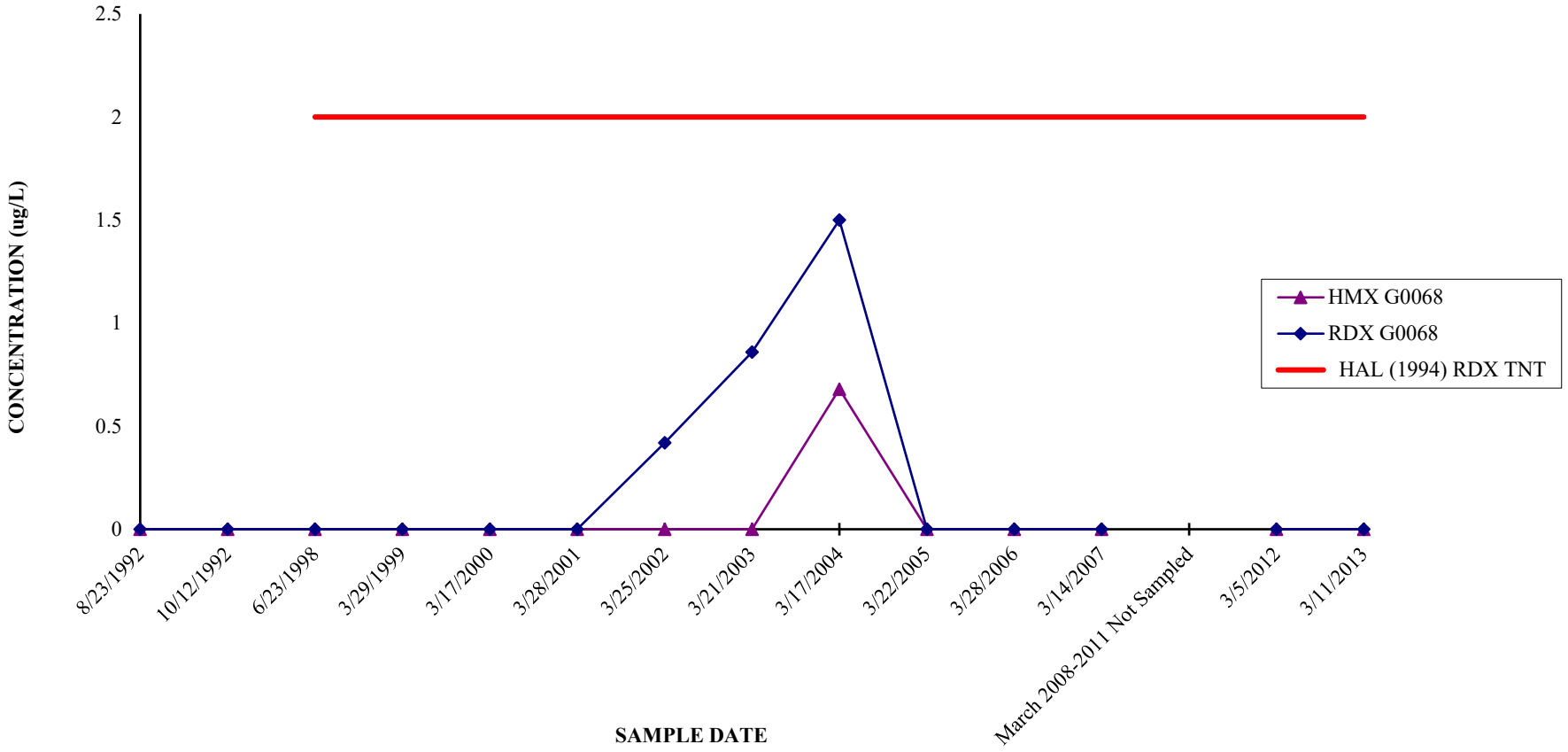

Note: Well G0068 was abandoned in 2013

CORNHUSKER ARMY AMMUNITION PLANT
WELL G0075 - HMX, RDX, AND TNT

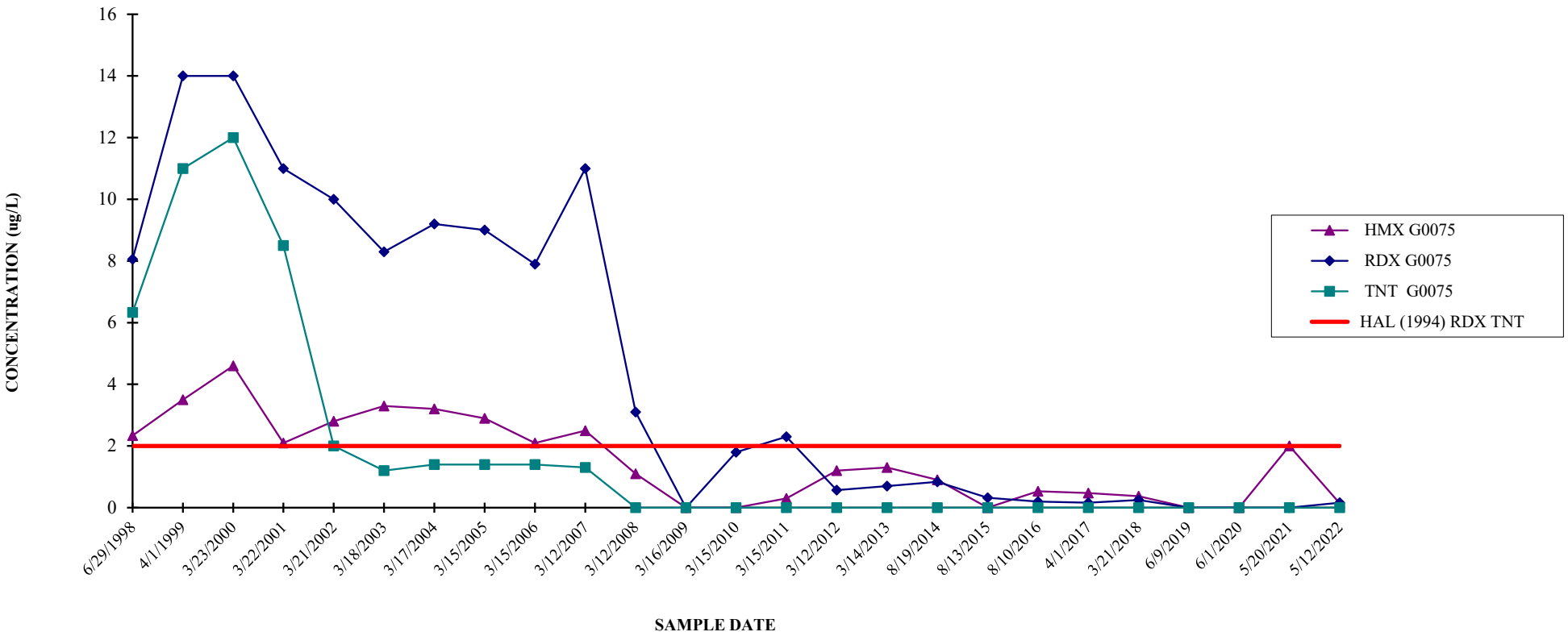

CORNHUSKER ARMY AMMUNITION PLANT
WELL G0076 - RDX

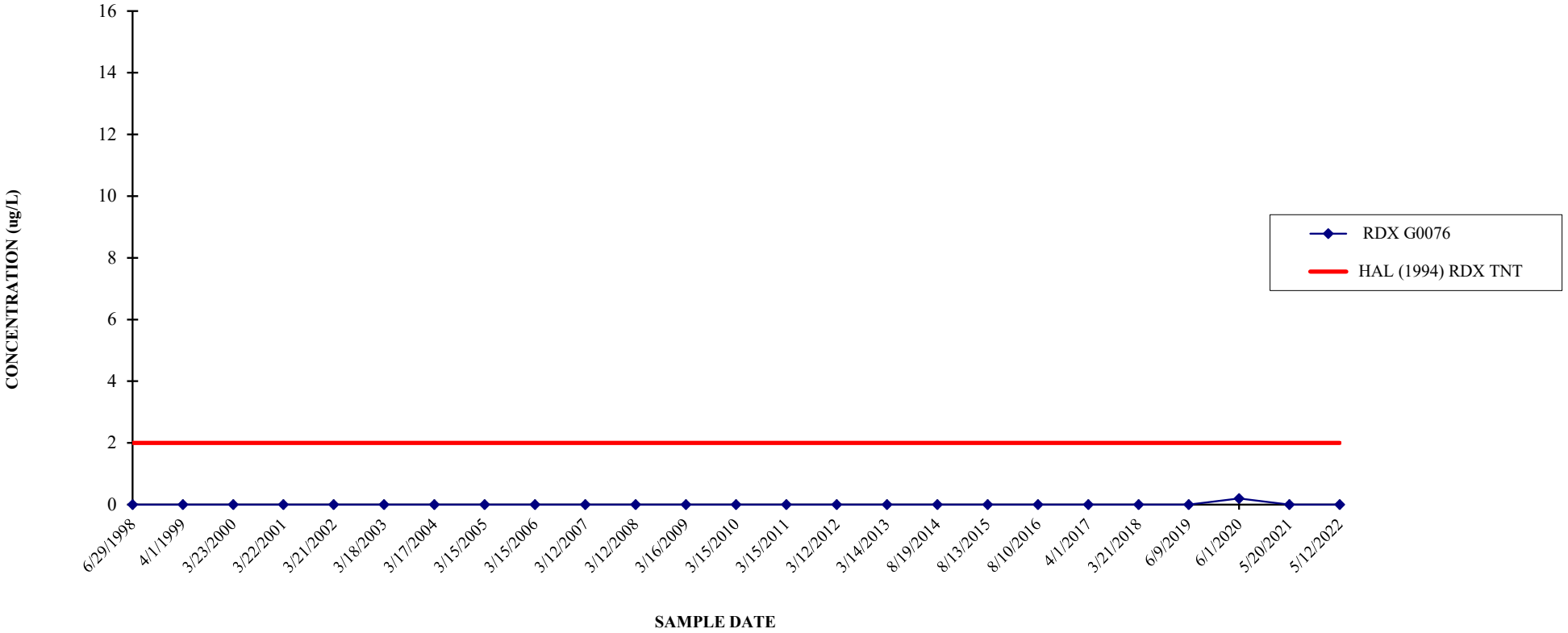

CORNHUSKER ARMY AMMUNITION PLANT
WELL G0077 - HMX, RDX, AND TNT

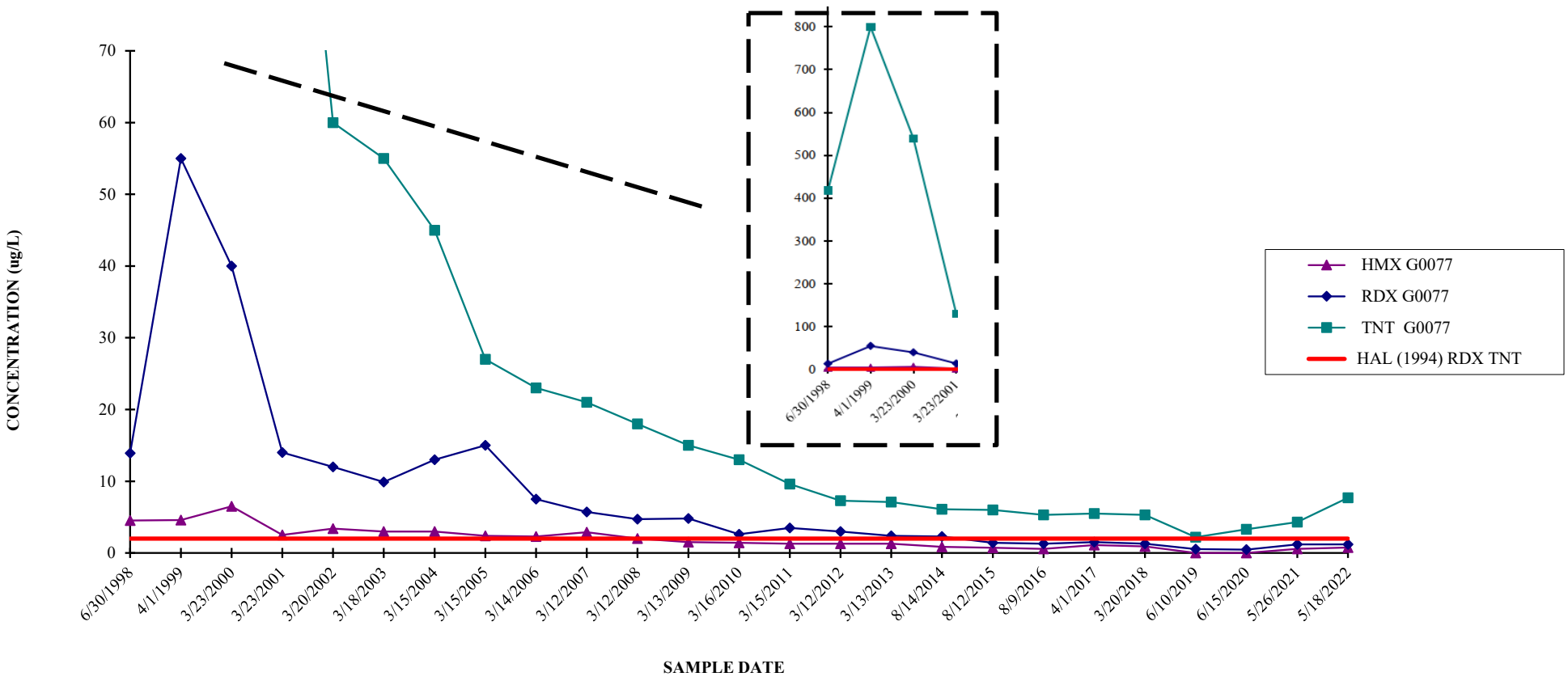

CORNHUSKER ARMY AMMUNITION PLANT
WELL G0079 - HMX AND RDX

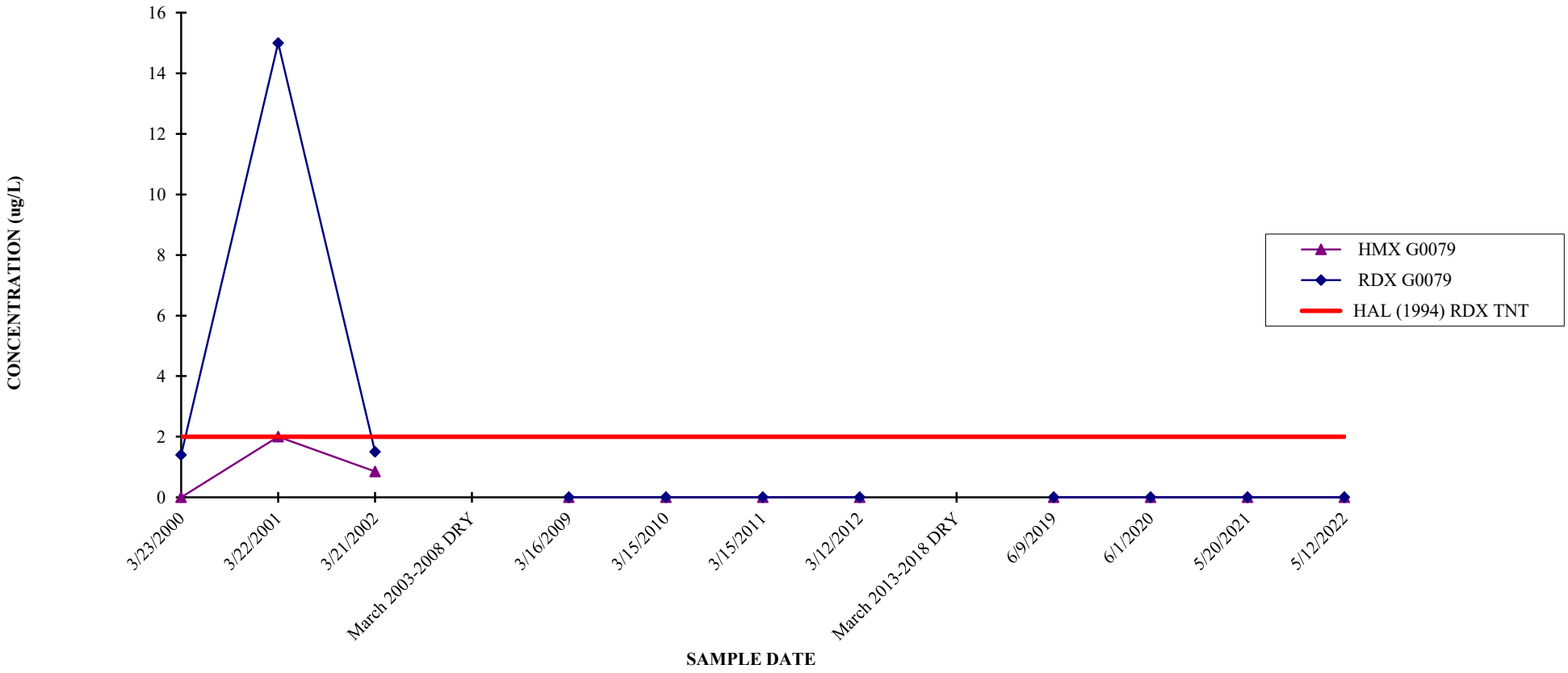

CORNHUSKER ARMY AMMUNITION PLANT
WELL G0080 - HMX AND RDX

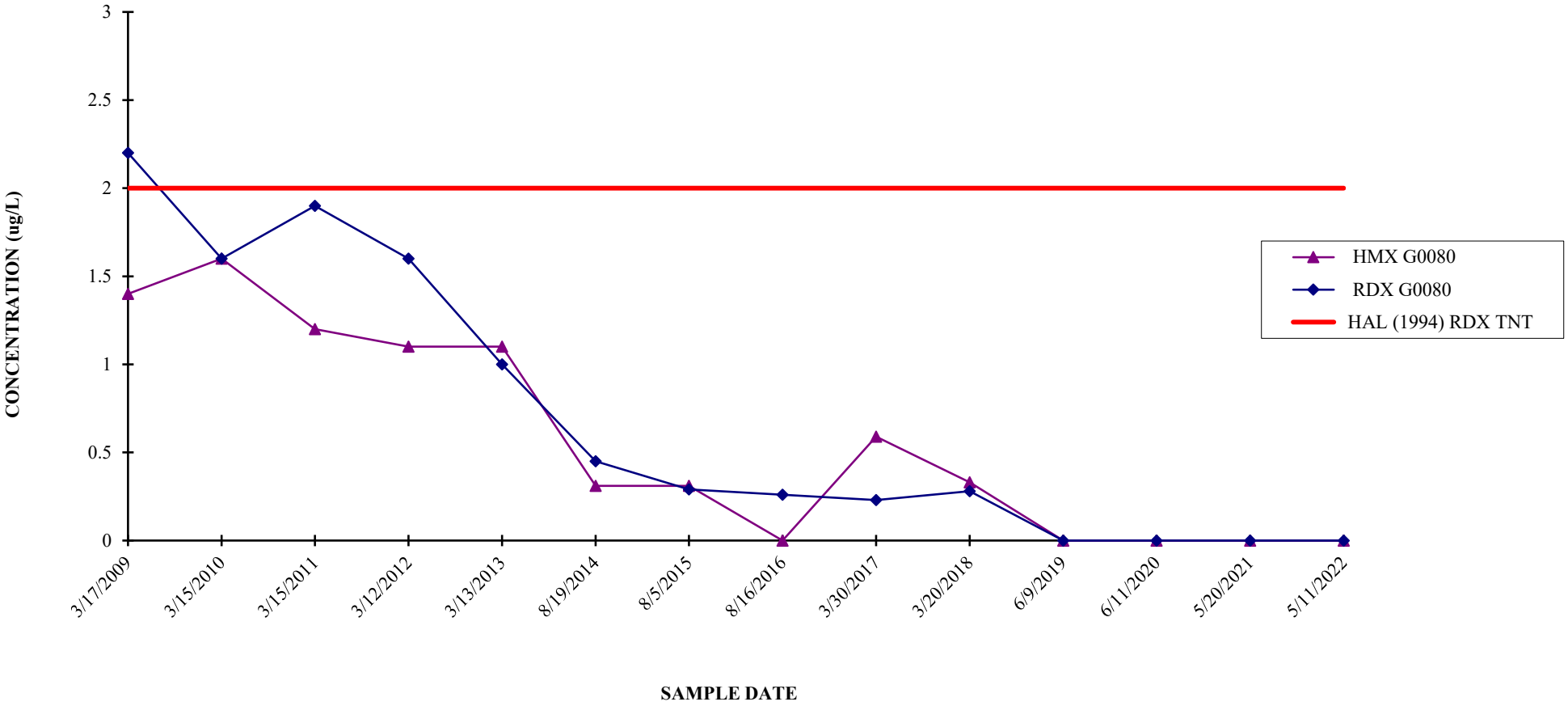

CORNHUSKER ARMY AMMUNITION PLANT
WELL G0081 - HMX, RDX, AND TNT

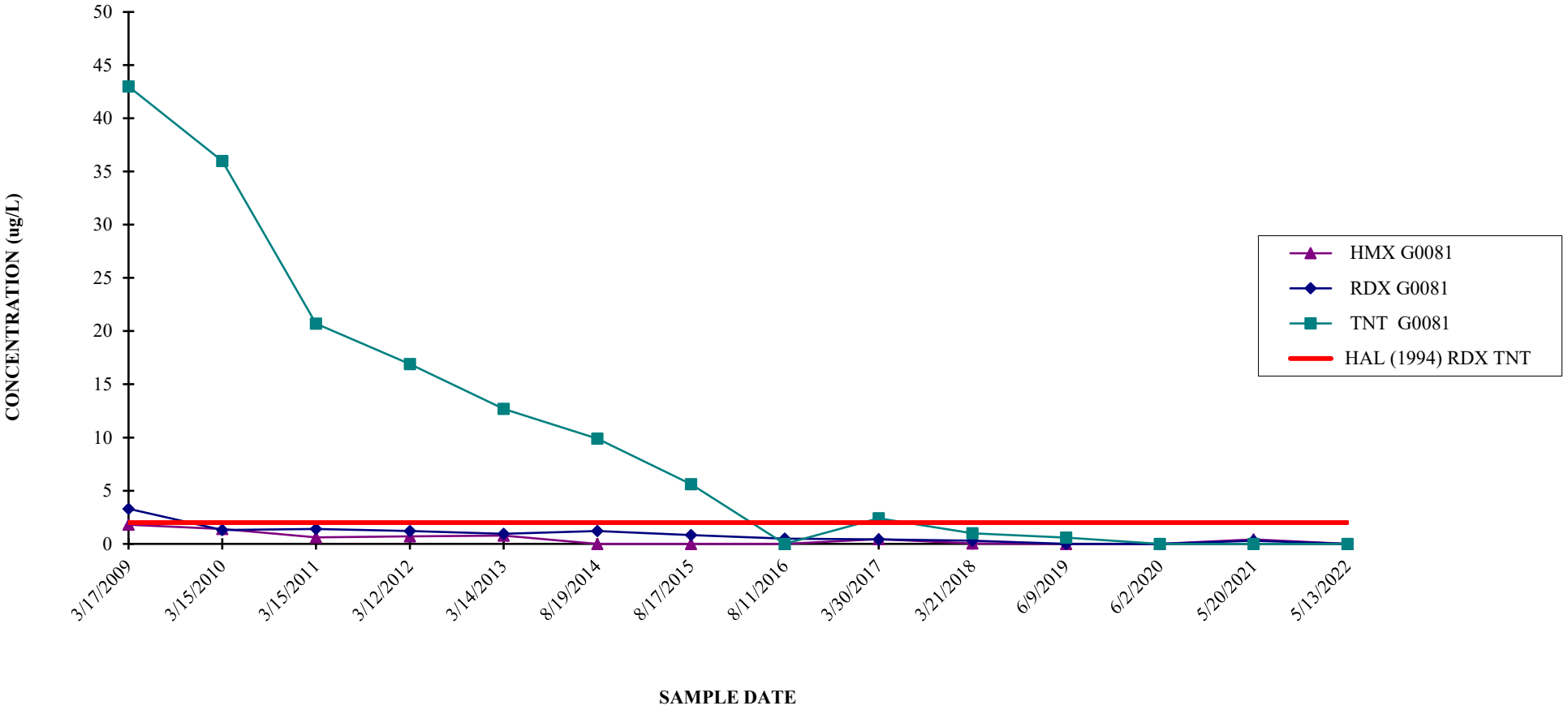

CORNHUSKER ARMY AMMUNITION PLANT
WELL G0082 - HMX, RDX, AND TNT

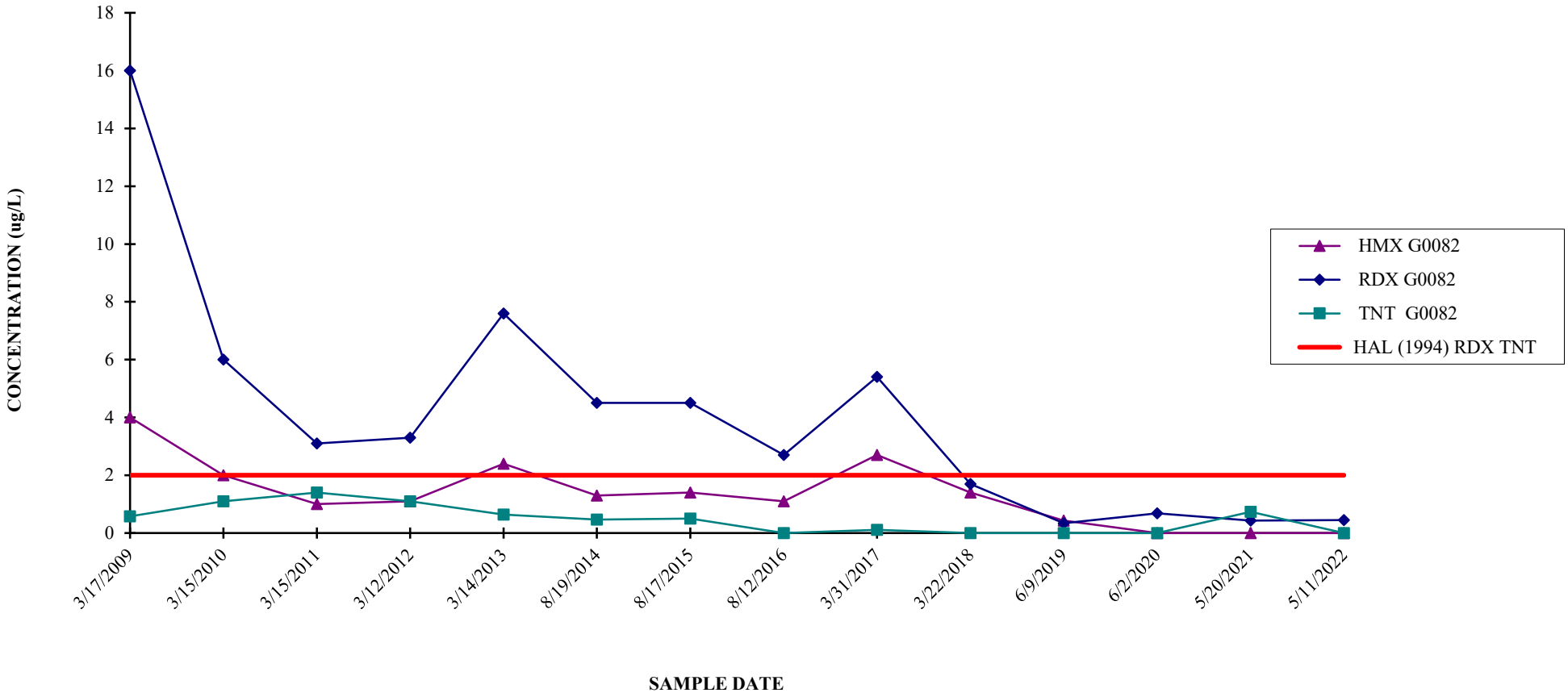

CORNHUSKER ARMY AMMUNITION PLANT
WELL G0083 - HMX, RDX, AND TNT

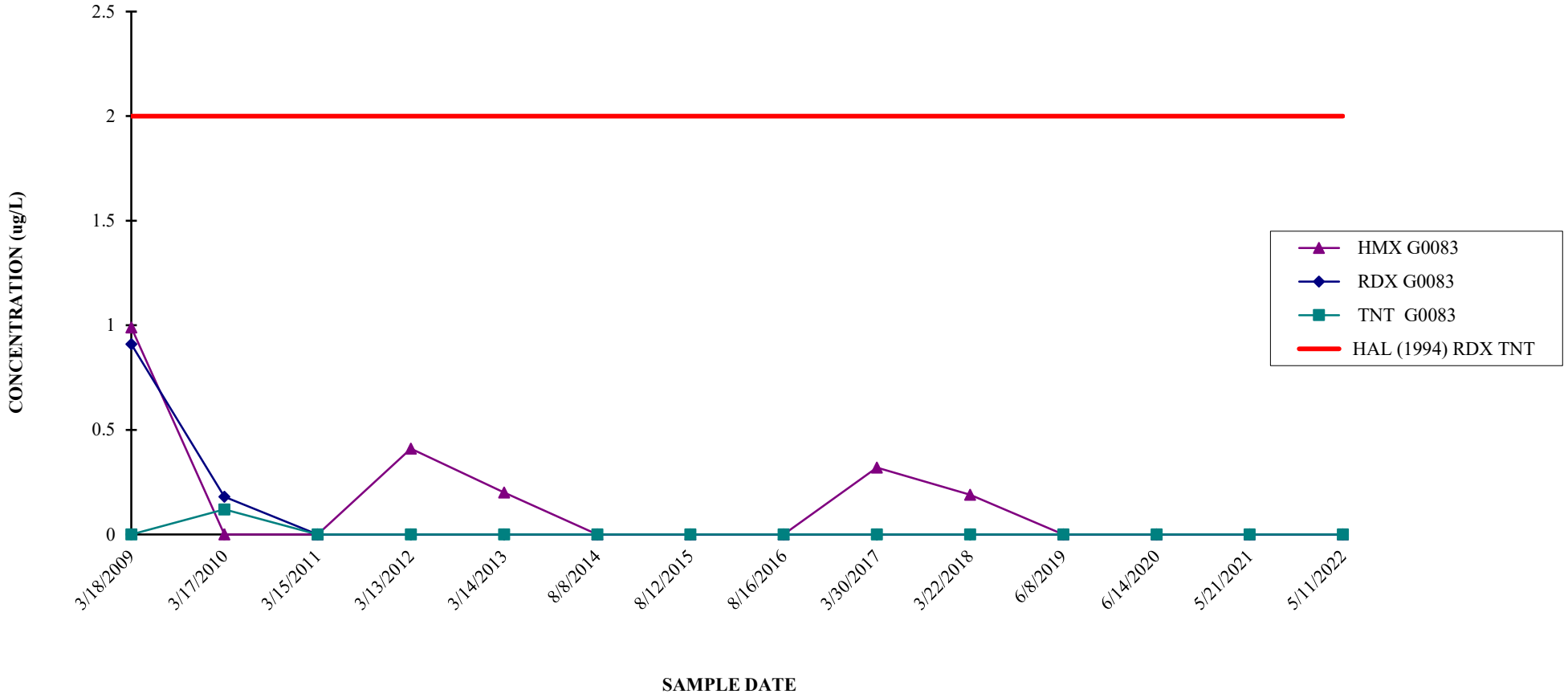

CORNHUSKER ARMY AMMUNITION PLANT
WELL G0084 - HMX AND RDX

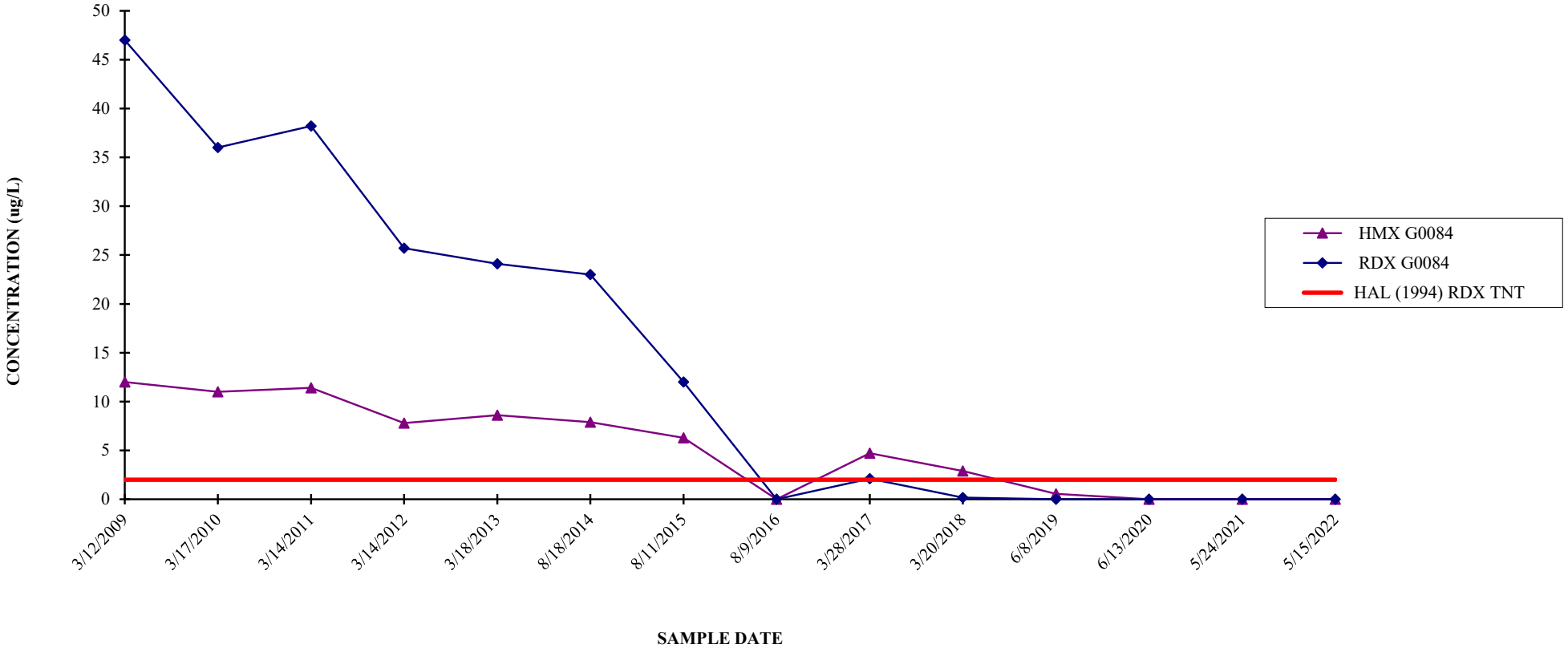

CORNHUSKER ARMY AMMUNITION PLANT
WELL G0085 - HMX AND RDX

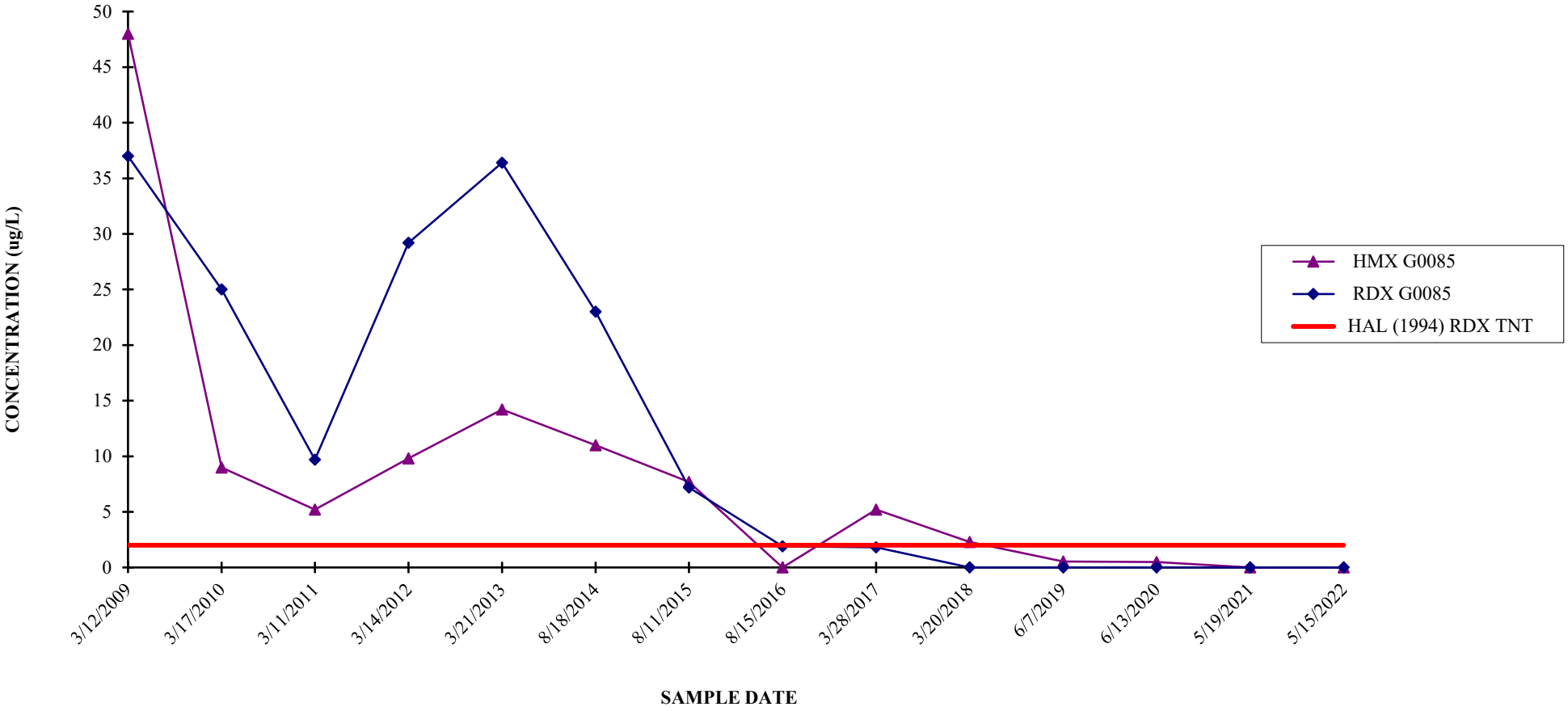

CORNHUSKER ARMY AMMUNITION PLANT
WELL G0086 - HMX, RDX, AND TNT

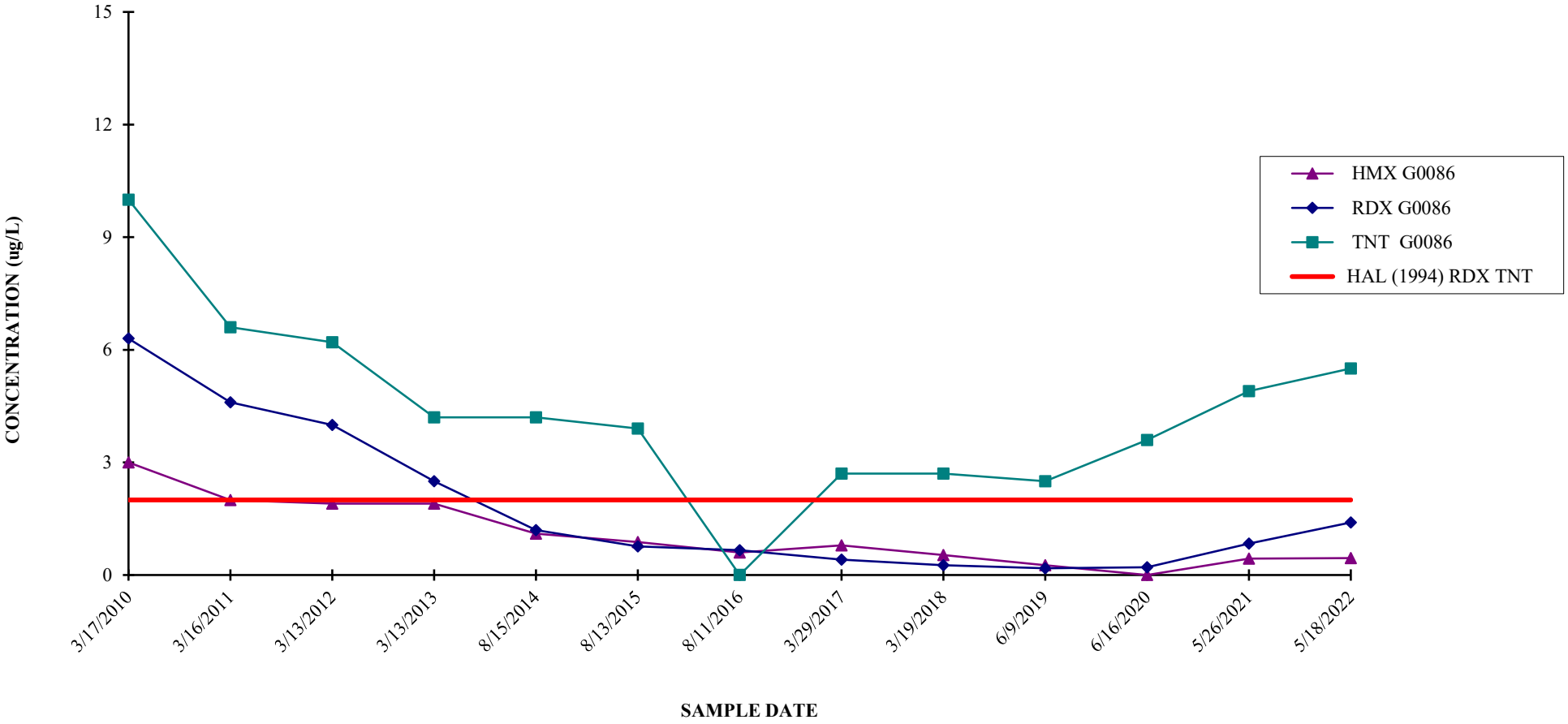

CORNHUSKER ARMY AMMUNITION PLANT
WELL G0087 - HMX AND RDX

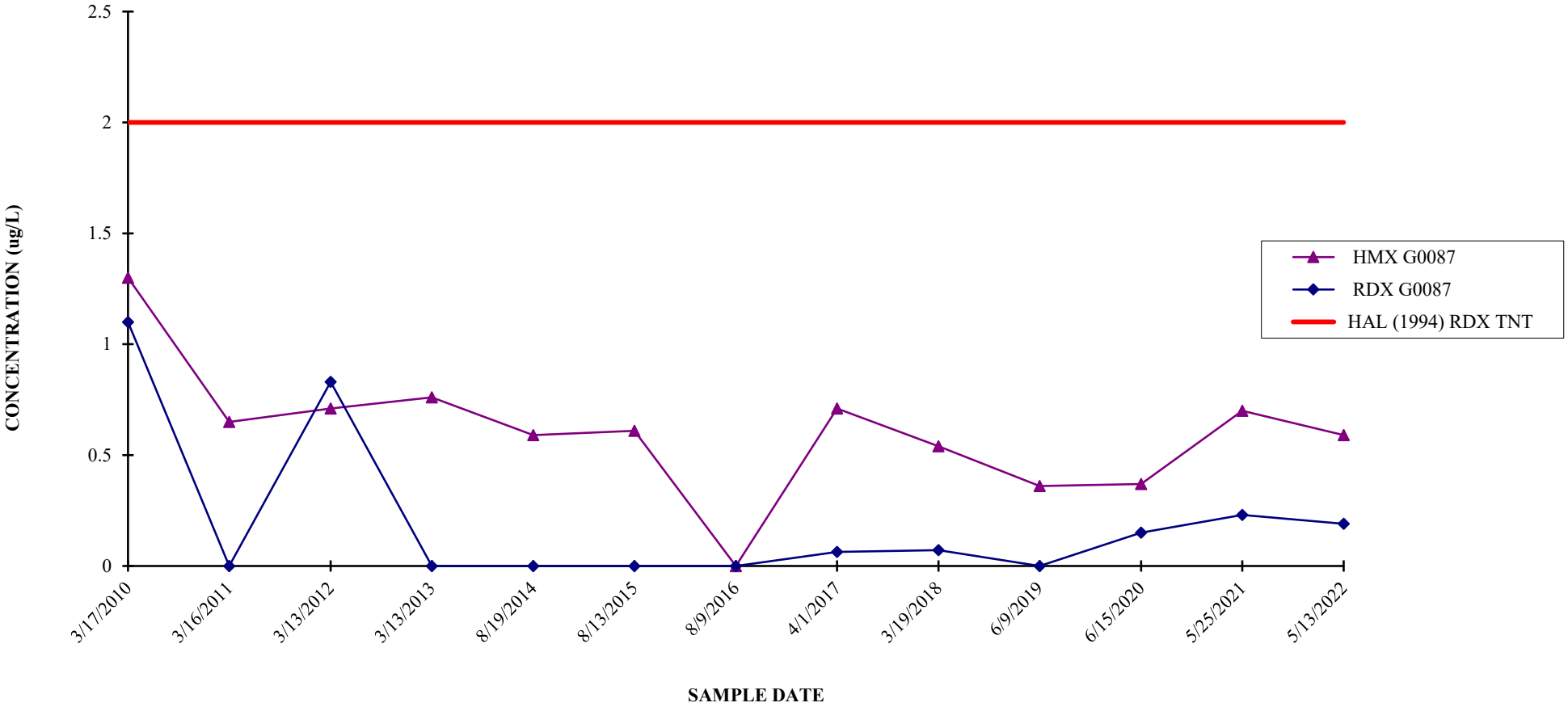

CORNHUSKER ARMY AMMUNITION PLANT
WELL G0088 - HMX, RDX, AND TNT

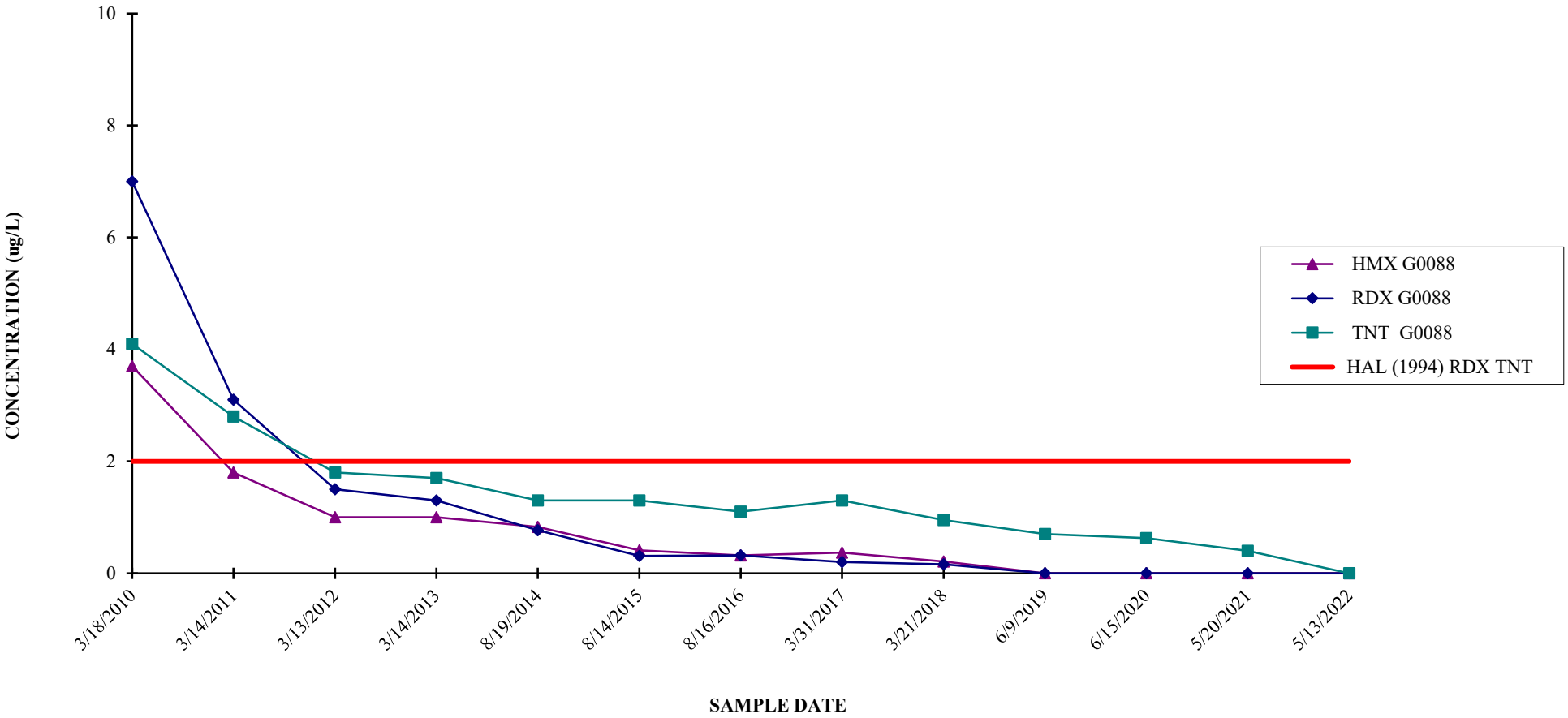

CORNHUSKER ARMY AMMUNITION PLANT
WELL G0089 - HMX, RDX, AND TNT

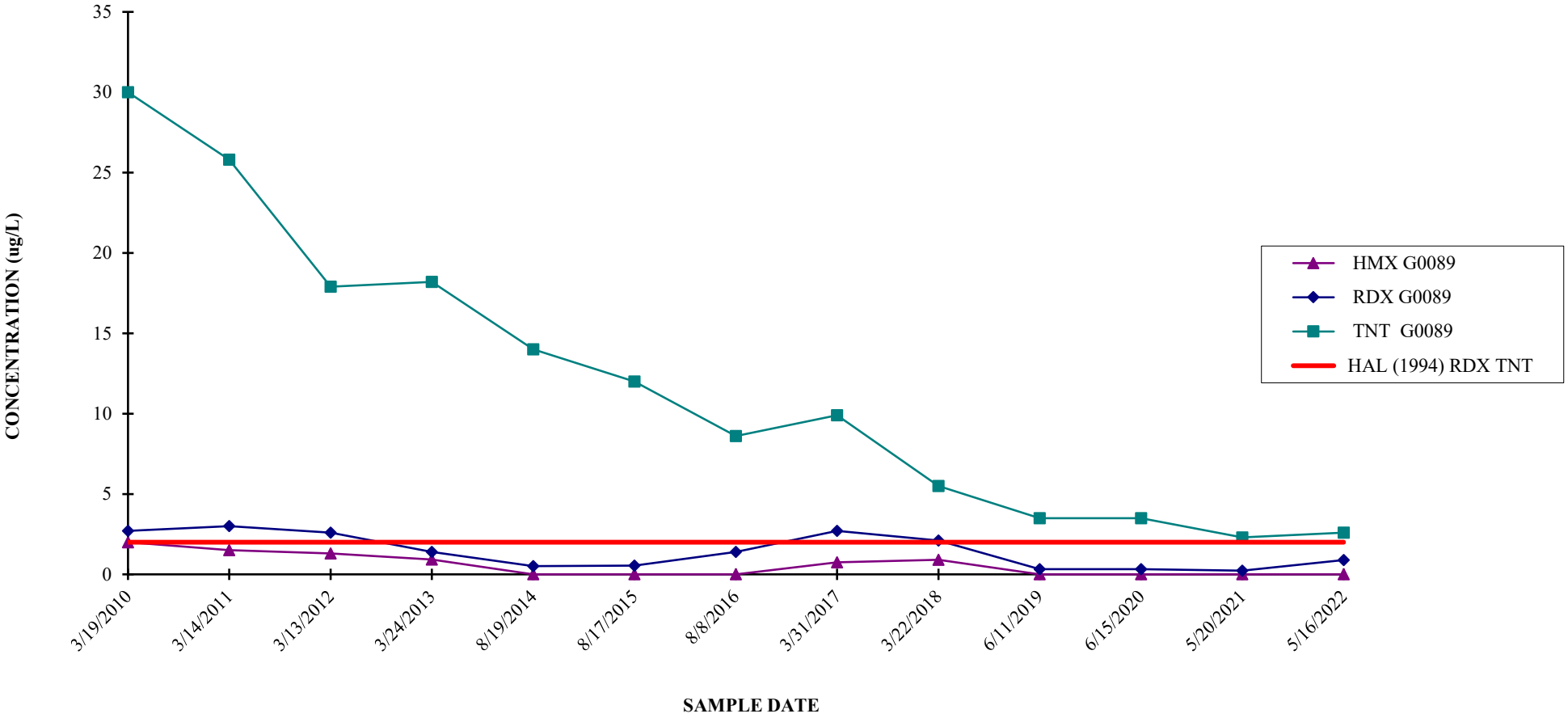

CORNHUSKER ARMY AMMUNITION PLANT
WELL G0090 - HMX, RDX, AND TNT

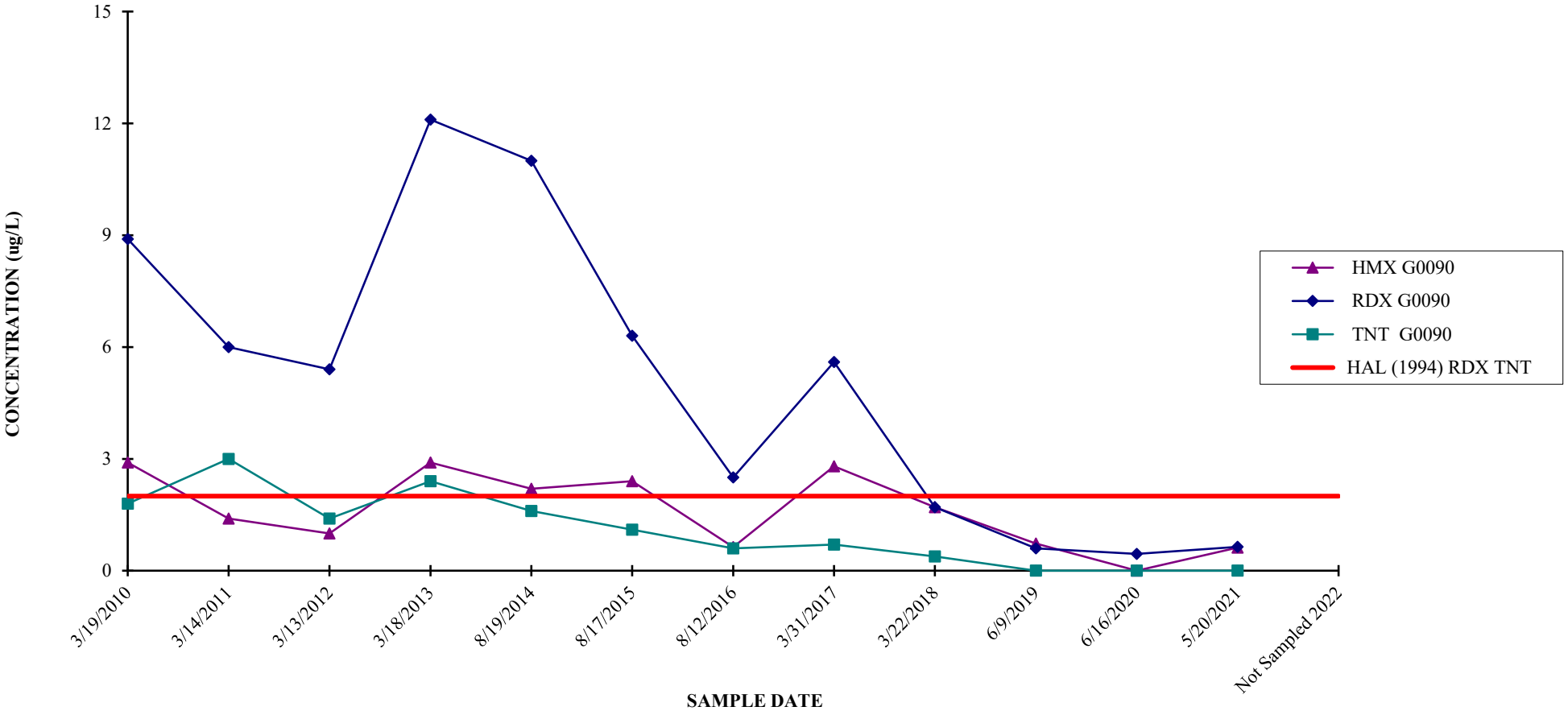

CORNHUSKER ARMY AMMUNITION PLANT
WELL G0091 - HMX, RDX, AND TNT

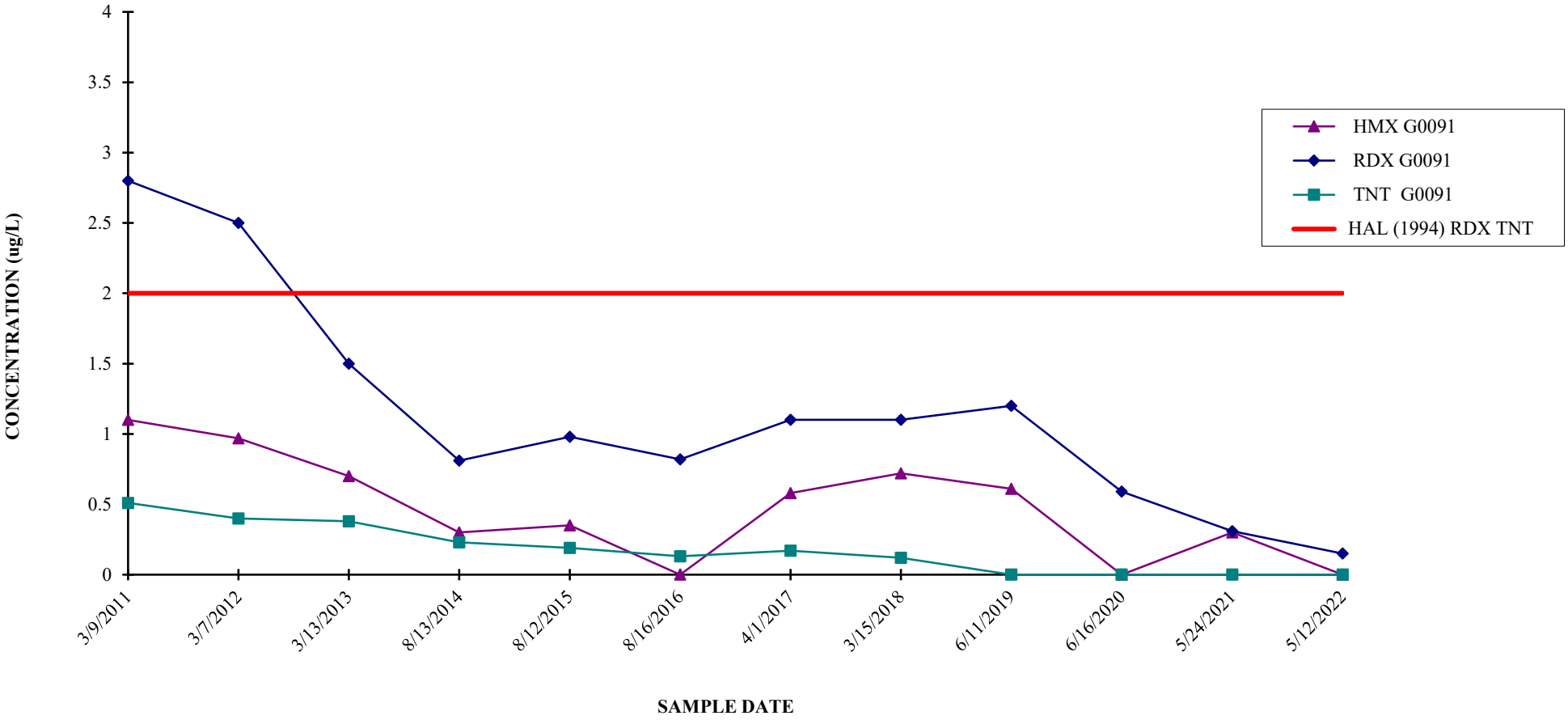

CORNHUSKER ARMY AMMUNITION PLANT
WELL G0092 - HMX AND RDX

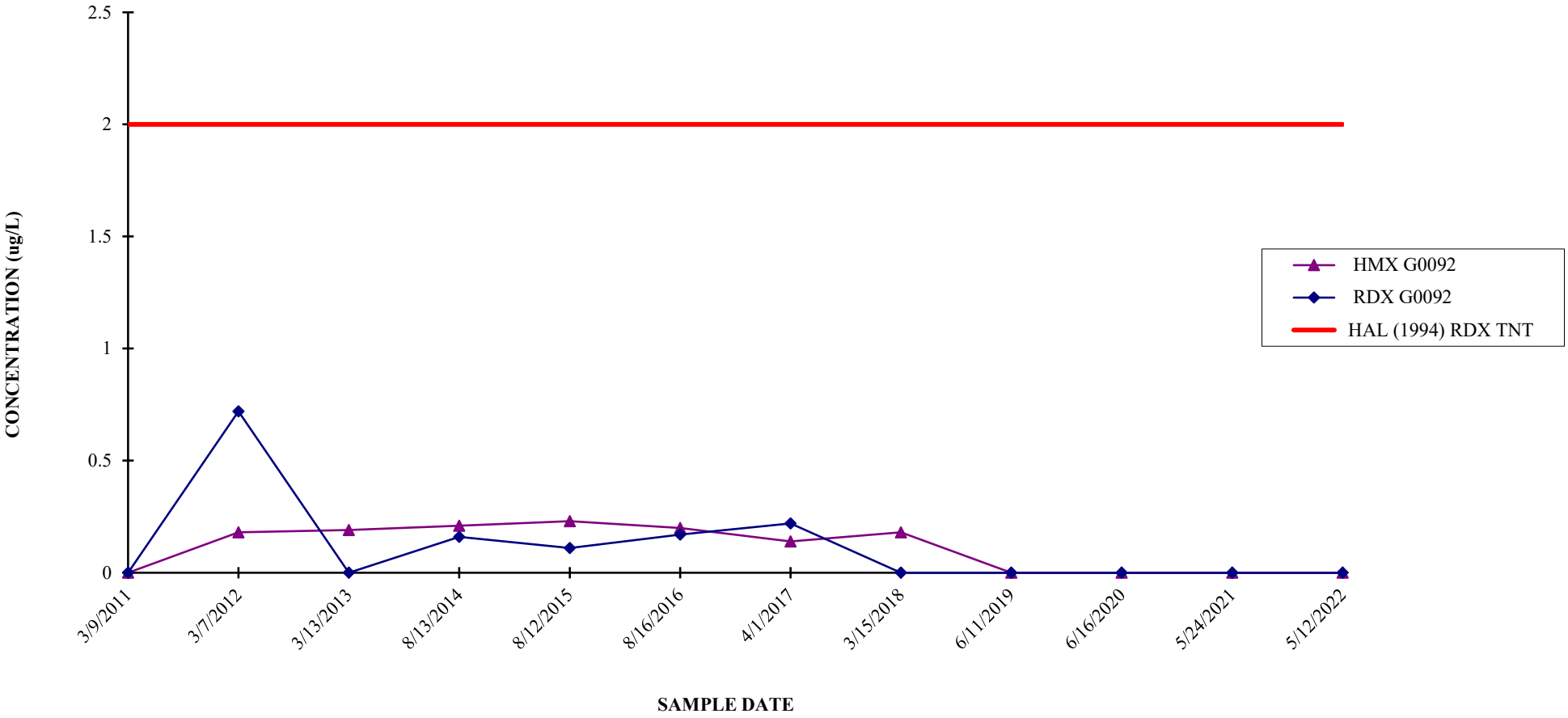

CORNHUSKER ARMY AMMUNITION PLANT
WELL G0093 - HMX, RDX, AND TNT

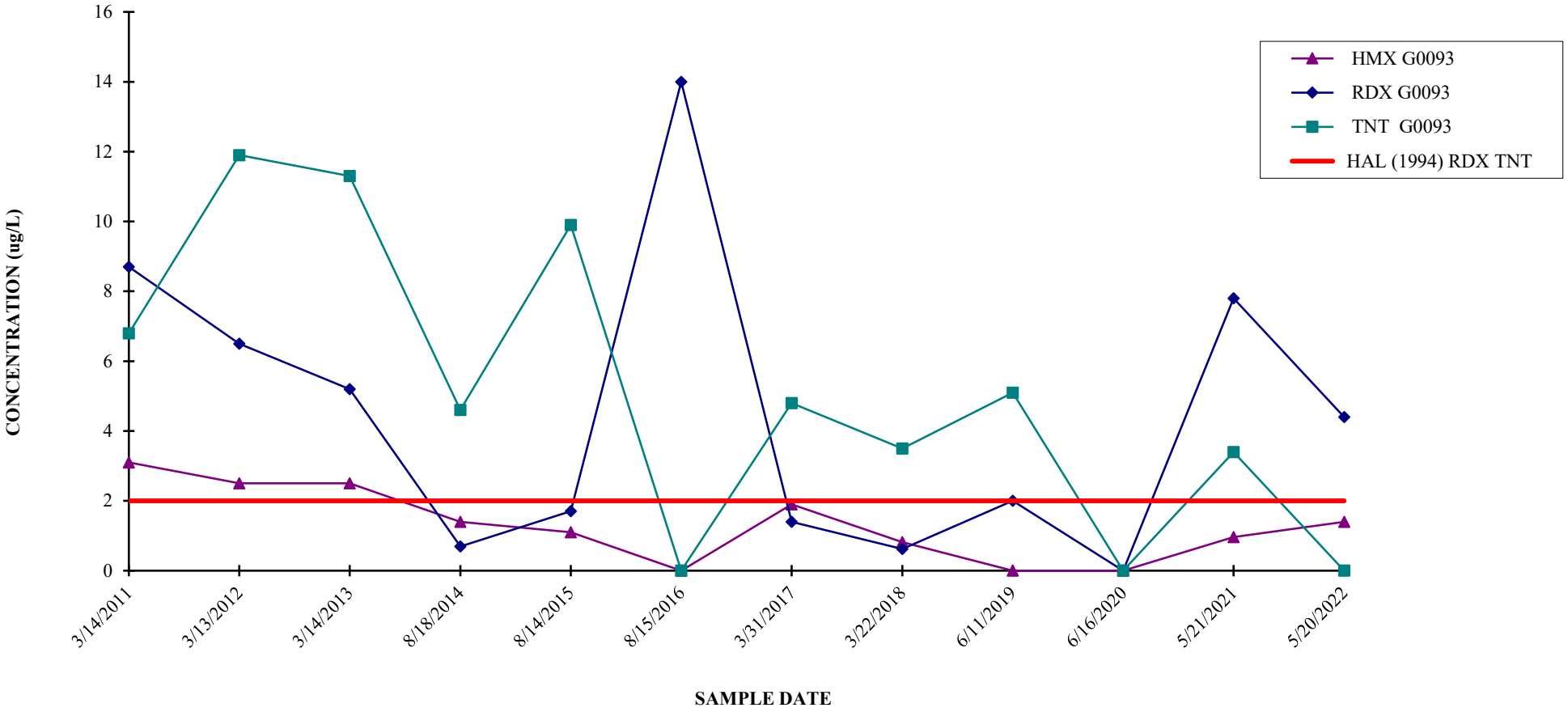

CORNHUSKER ARMY AMMUNITION PLANT
WELL G0094 - HMX, RDX, AND TNT

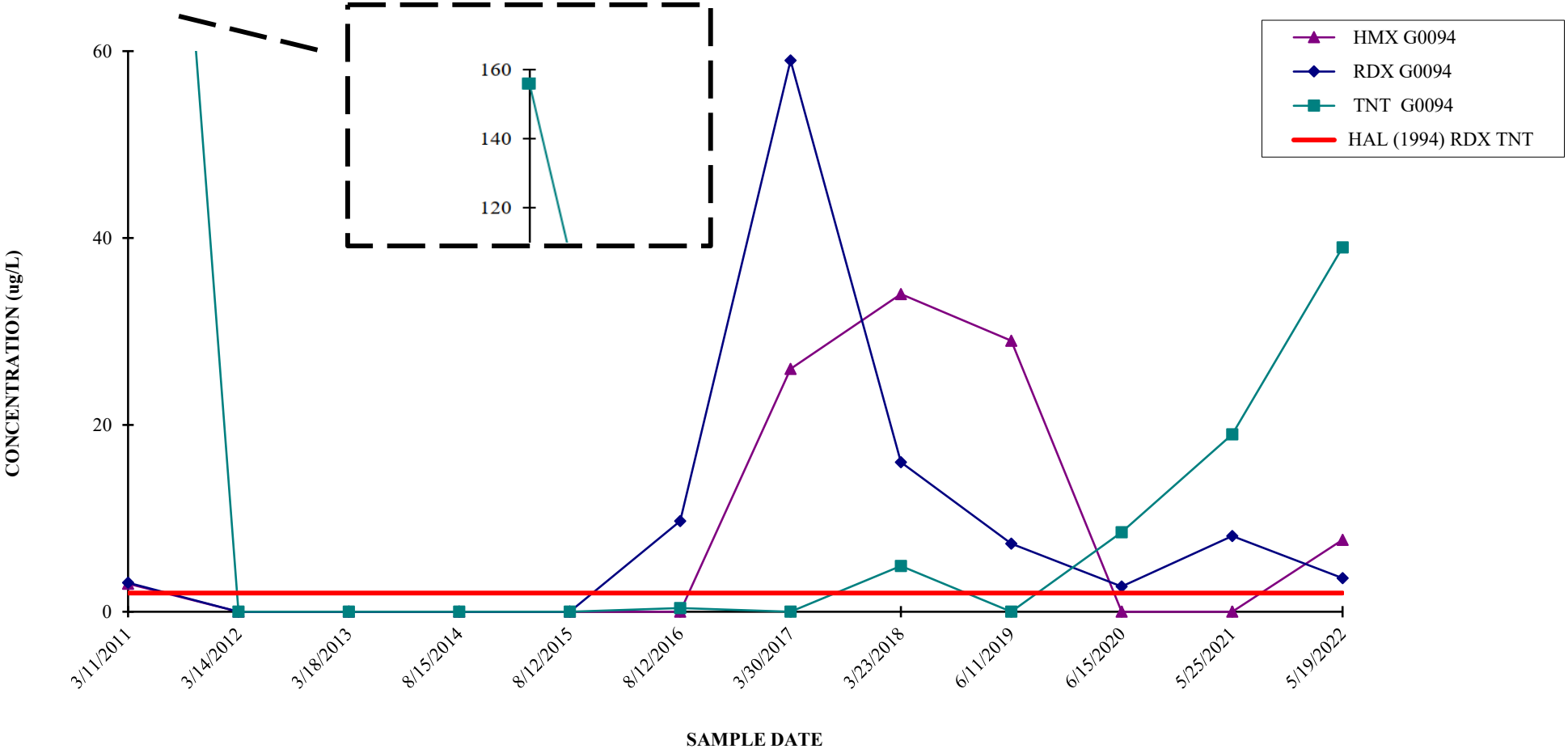

CORNHUSKER ARMY AMMUNITION PLANT
WELL G0095 - HMX, RDX, AND TNT

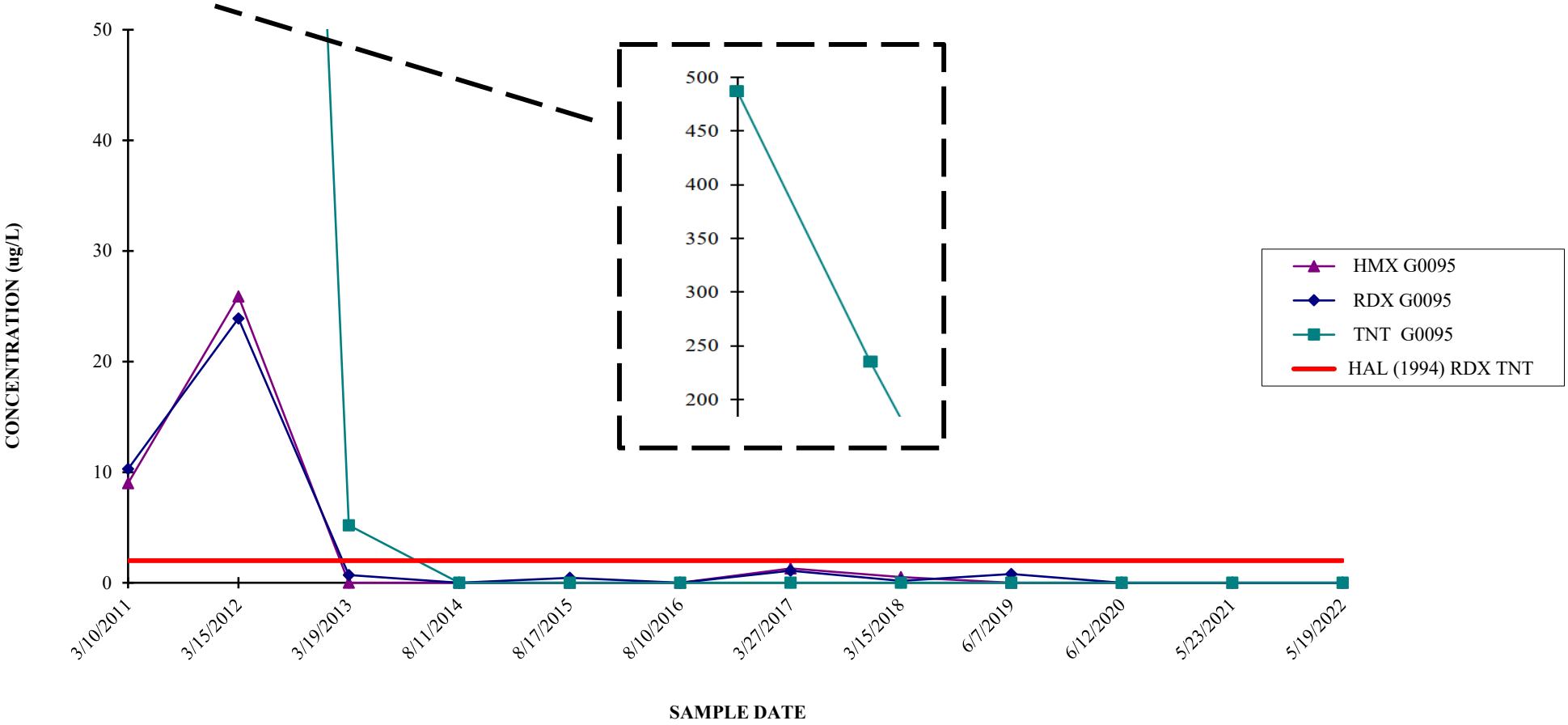

CORNHUSKER ARMY AMMUNITION PLANT
WELL G0096 - HMX, RDX, AND TNT

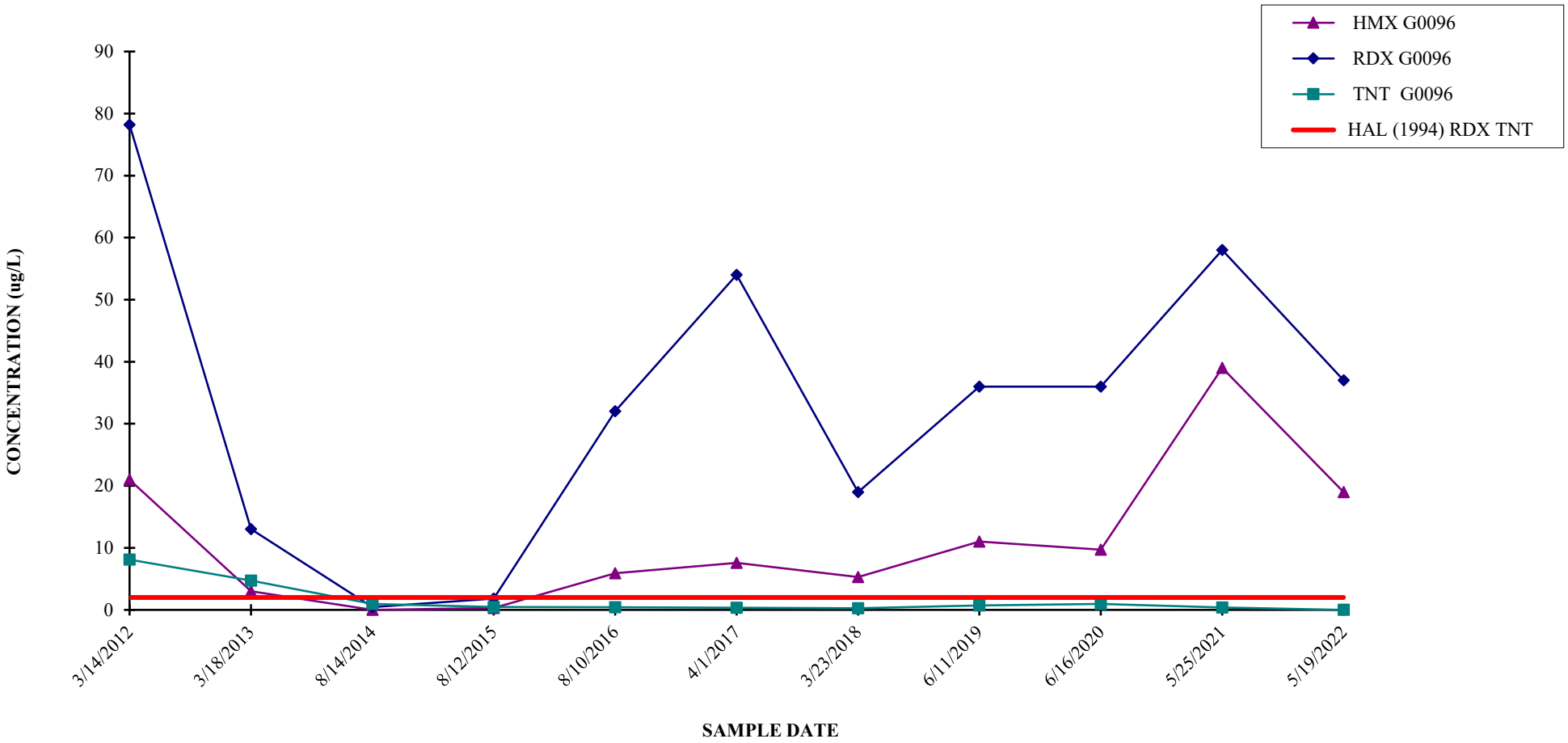

CORNHUSKER ARMY AMMUNITION PLANT
WELL G0097 - HMX, RDX, AND TNT

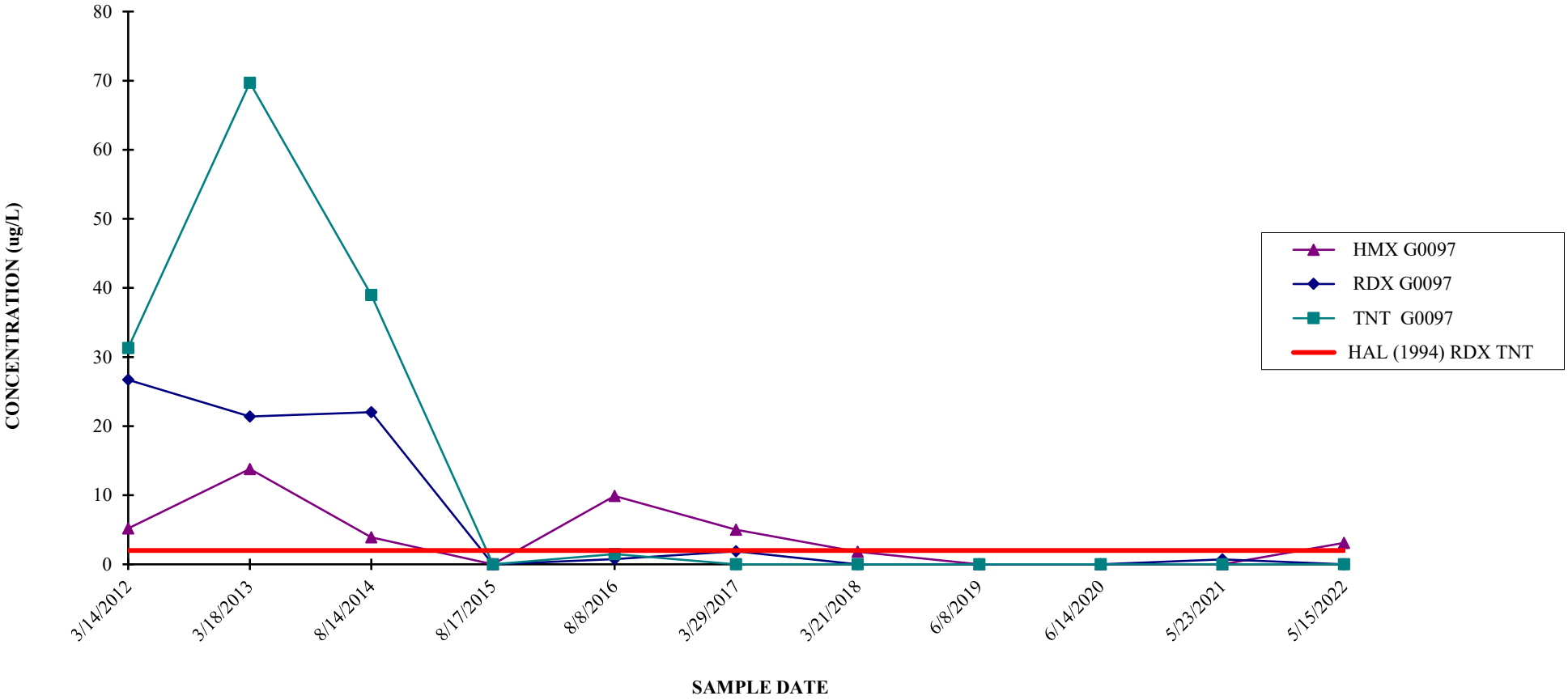

CORNHUSKER ARMY AMMUNITION PLANT
WELL G0098 - HMX, RDX, AND TNT

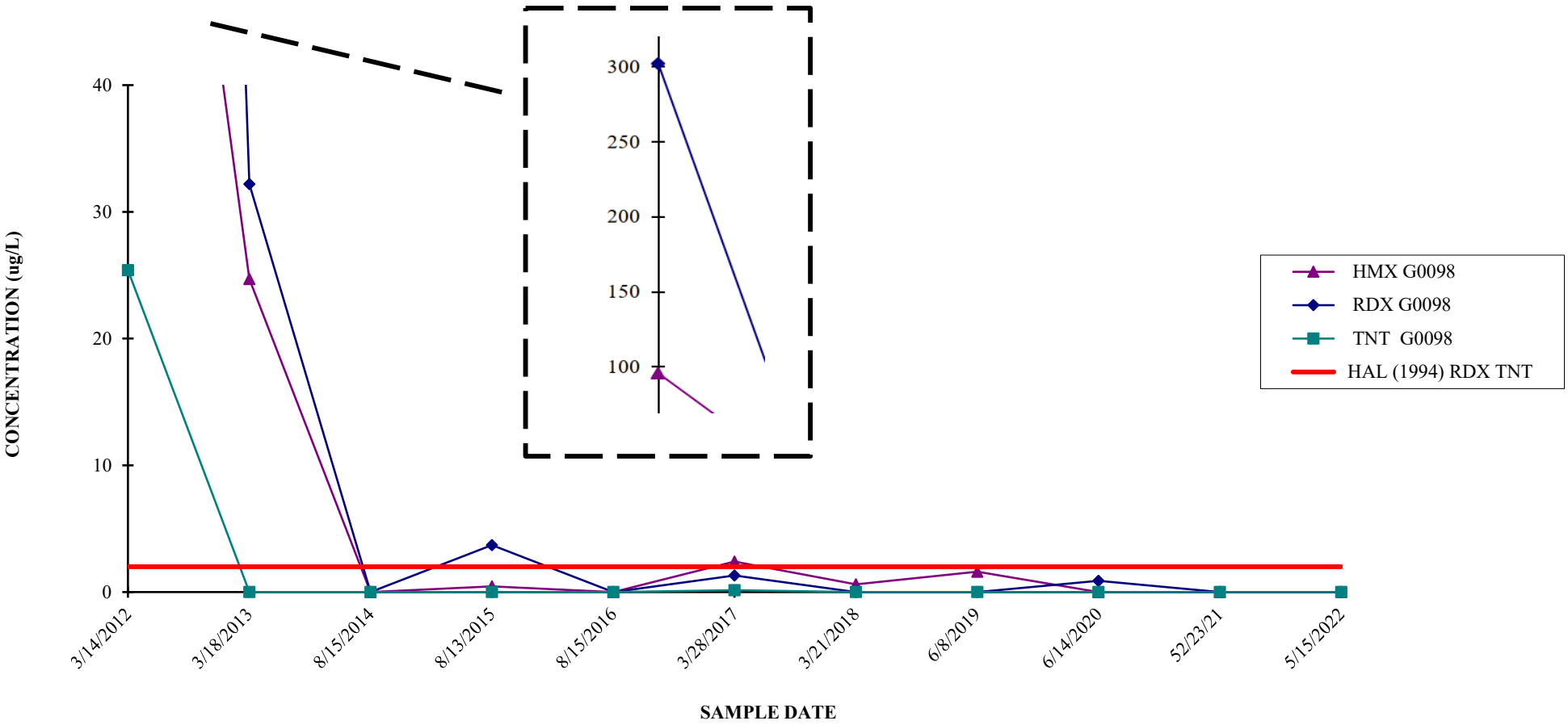

CORNHUSKER ARMY AMMUNITION PLANT
WELL G0099 - HMX, RDX, AND TNT

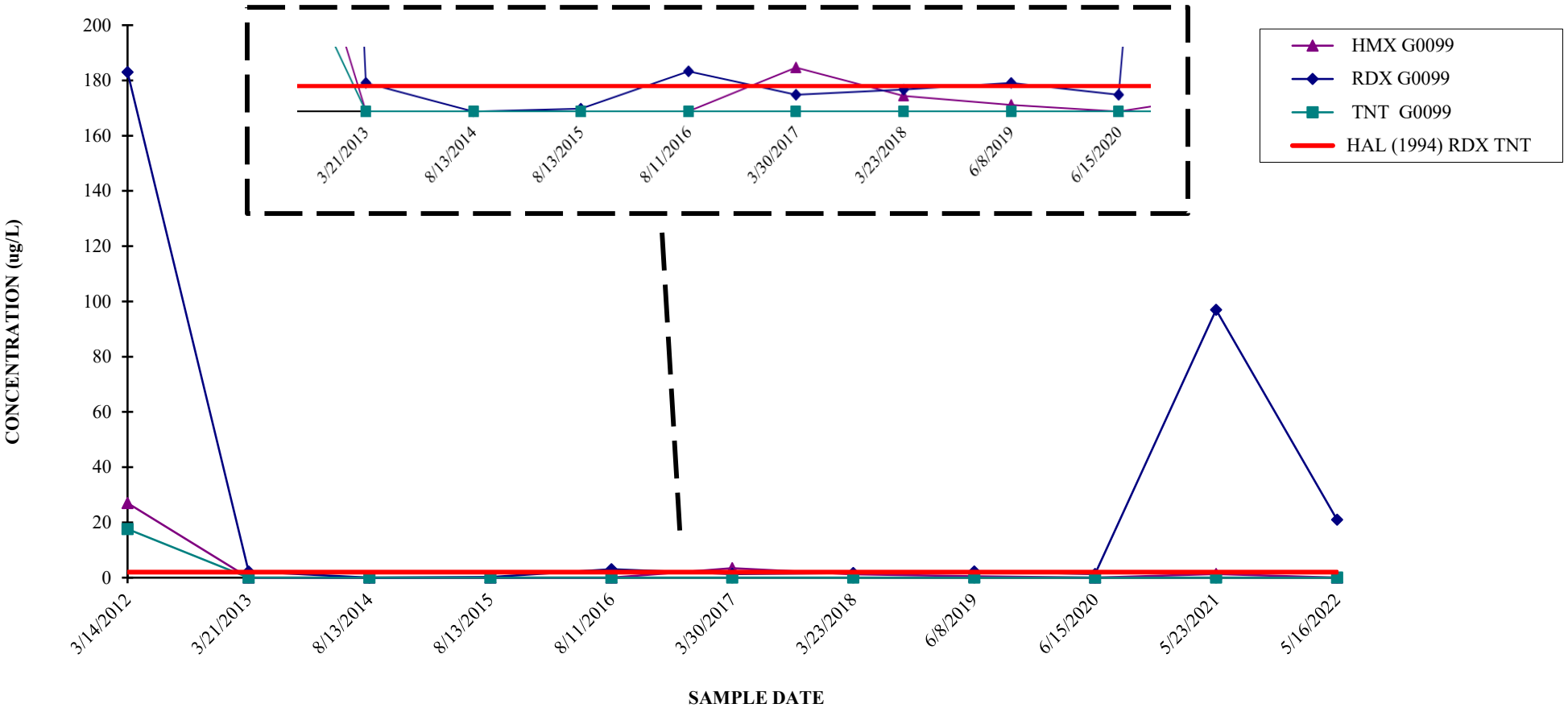

CORNHUSKER ARMY AMMUNITION PLANT
WELL G0100 - HMX, RDX, AND TNT

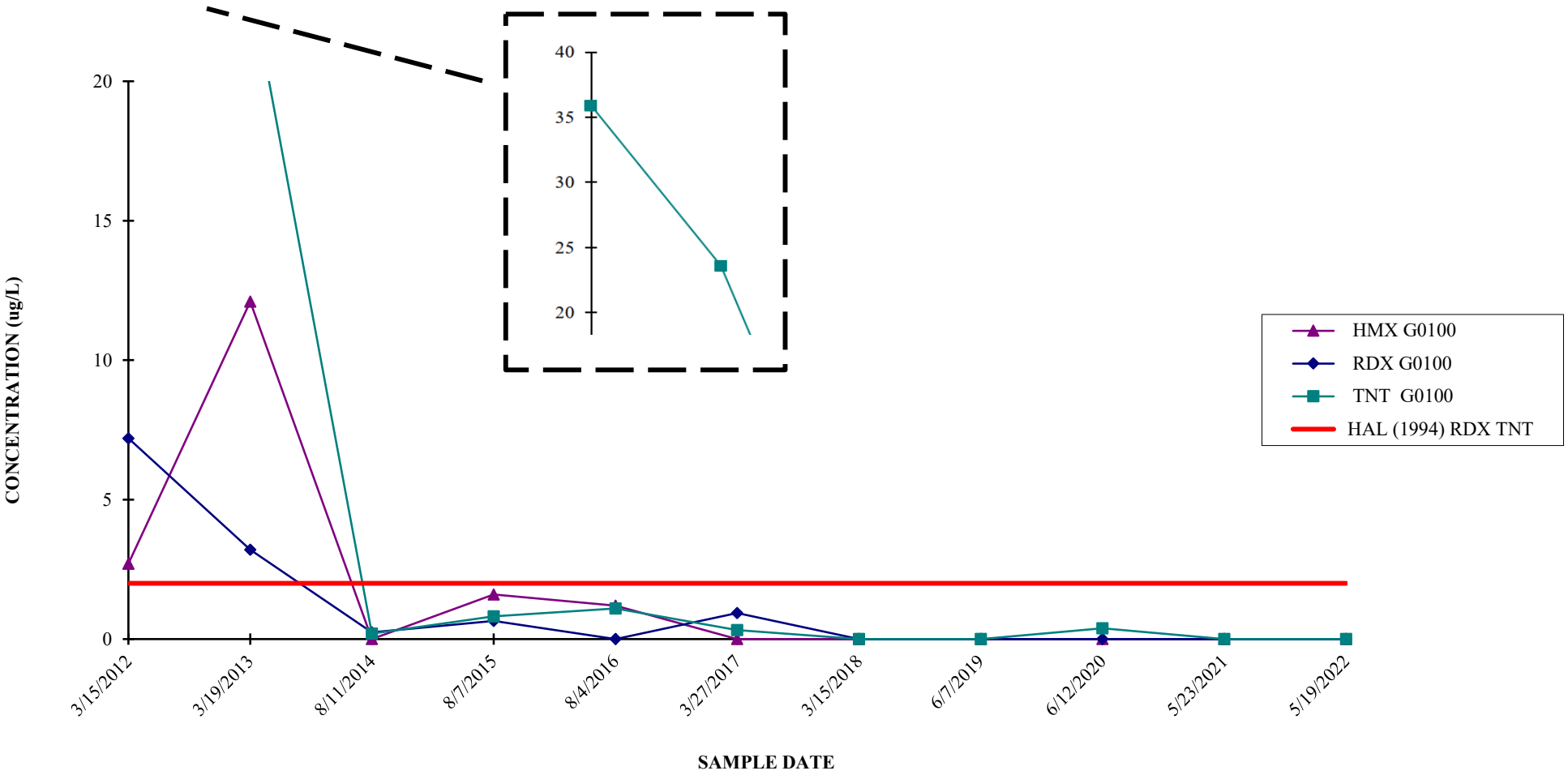

CORNHUSKER ARMY AMMUNITION PLANT
WELL G0101 - HMX, RDX, AND TNT

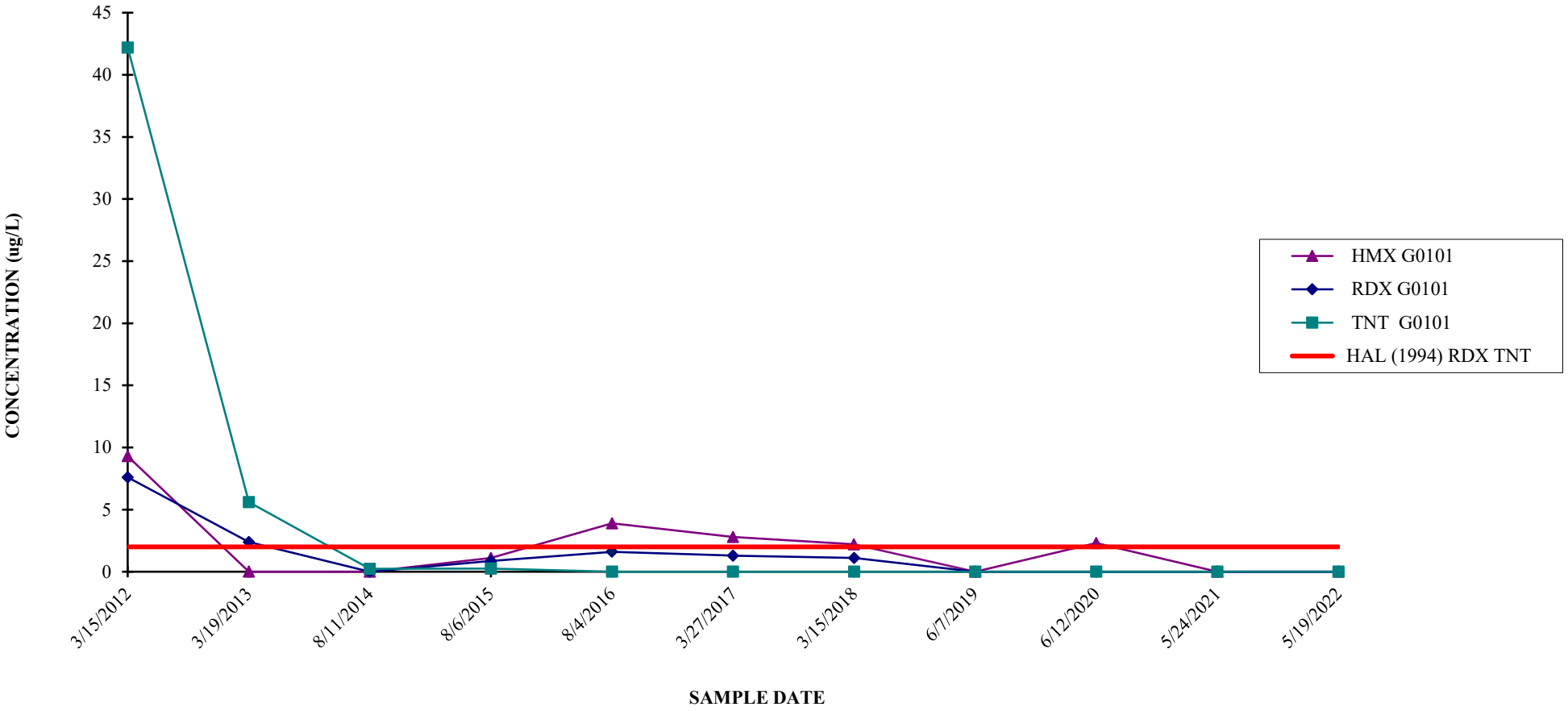

CORNHUSKER ARMY AMMUNITION PLANT
WELL G0102 - HMX AND RDX

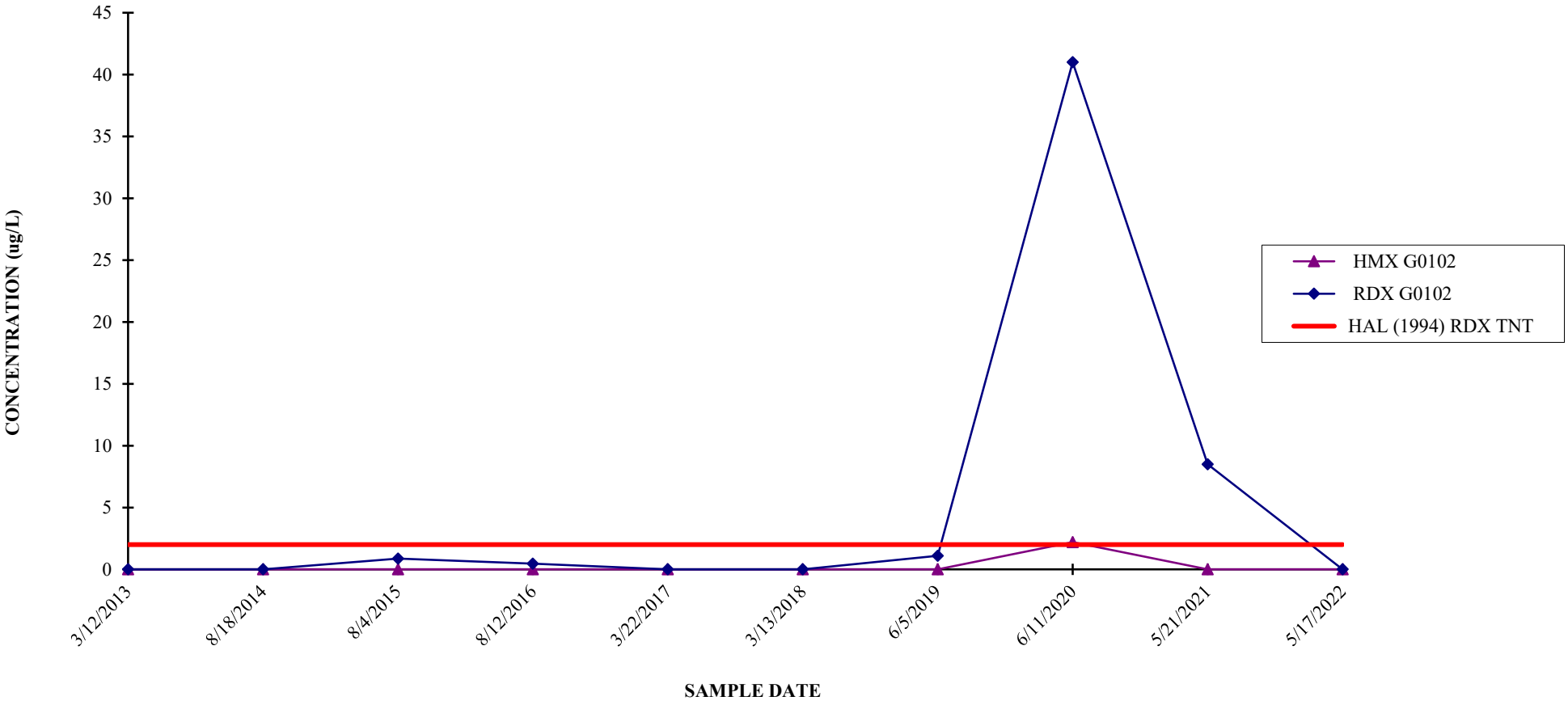

CORNHUSKER ARMY AMMUNITION PLANT
WELL G0103 - HMX AND RDX

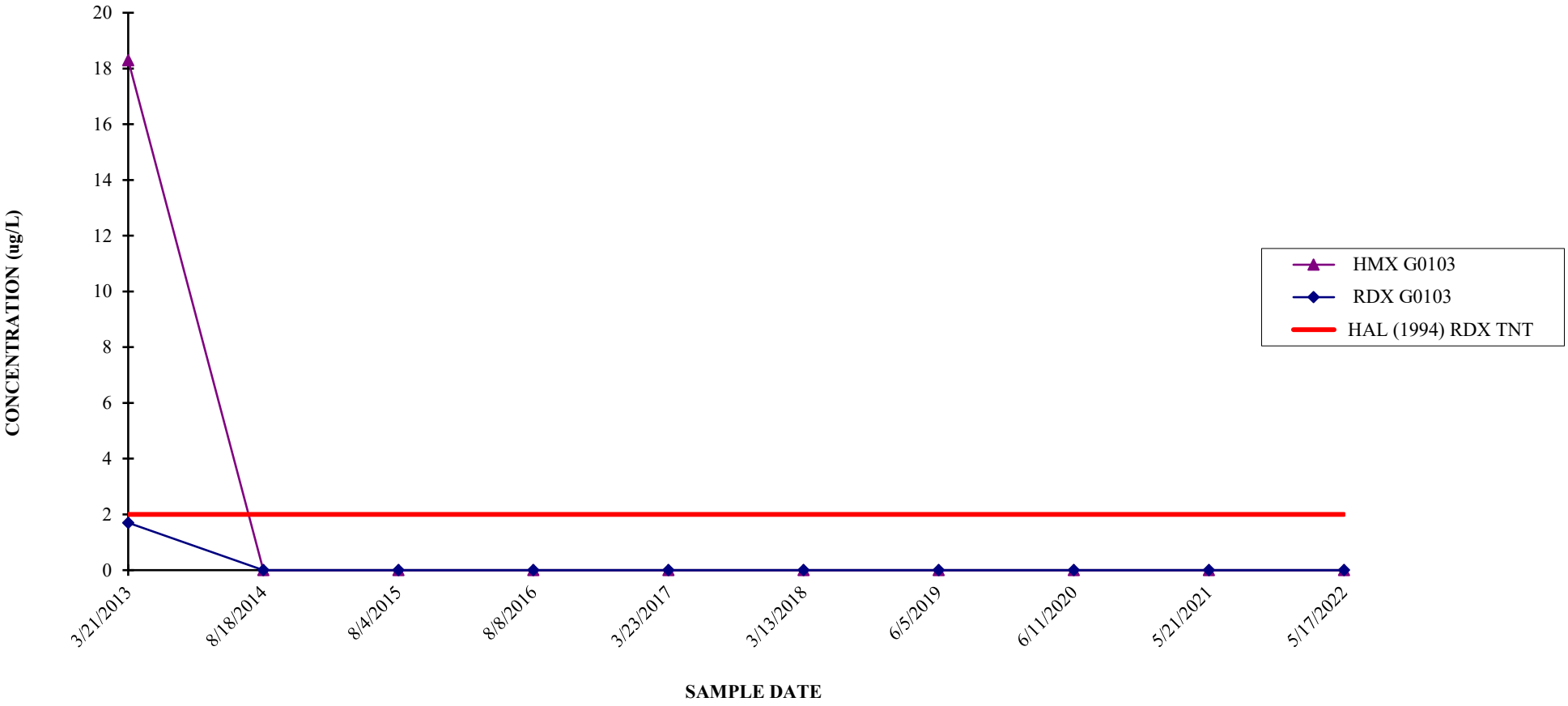

CORNHUSKER ARMY AMMUNITION PLANT
WELL G0104 - HMX AND RDX

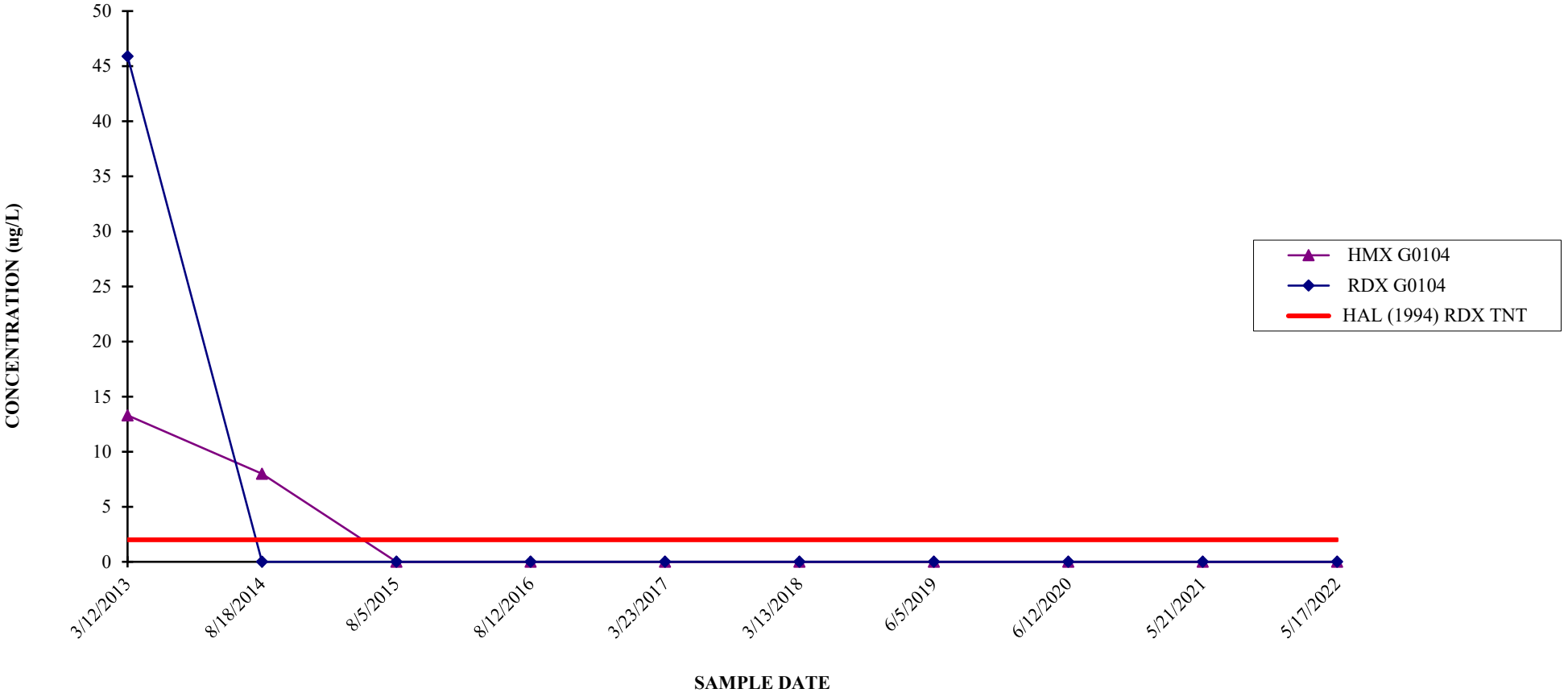

CORNHUSKER ARMY AMMUNITION PLANT
WELL G0105 - HMX

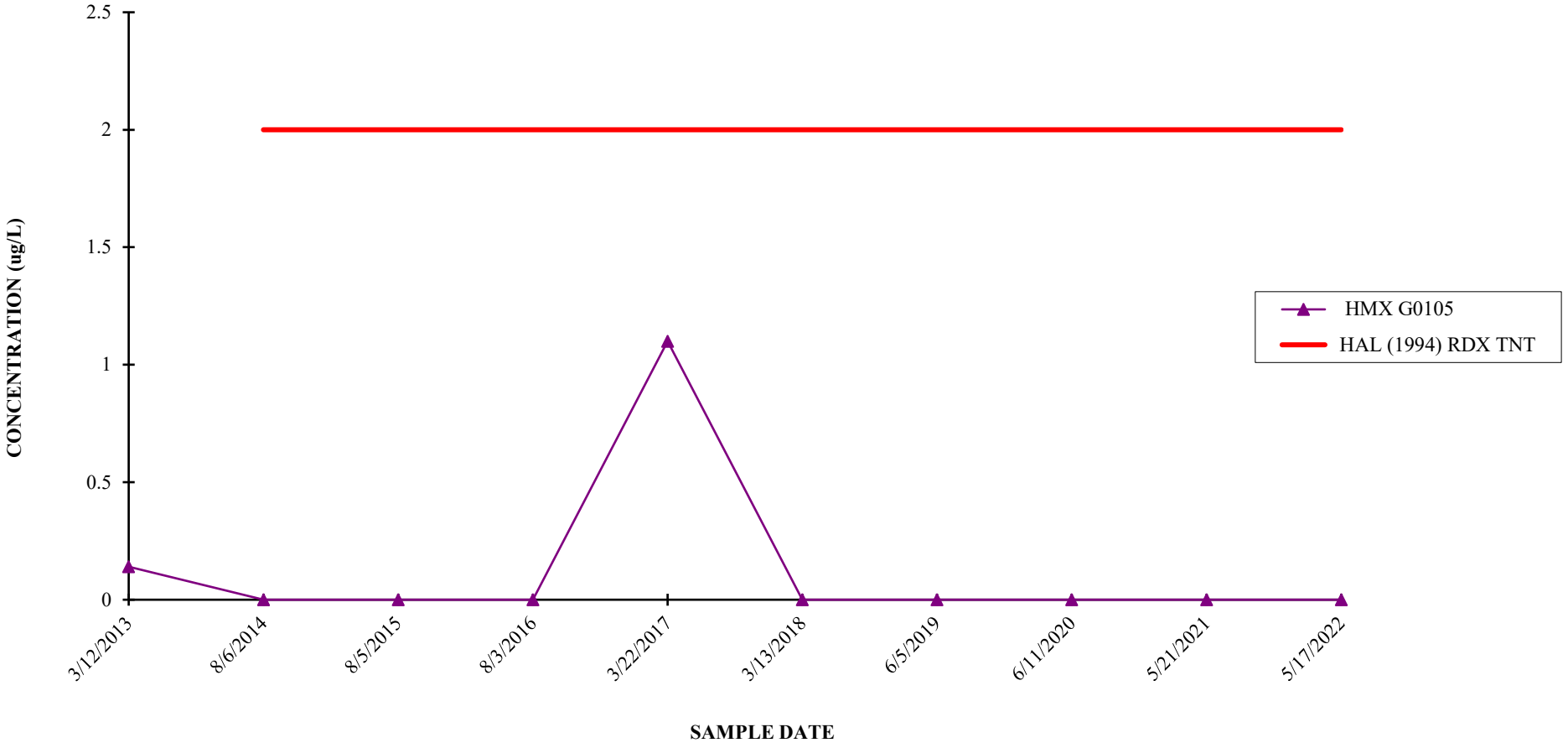

CORNHUSKER ARMY AMMUNITION PLANT
WELL G0108 - HMX, RDX, AND TNT

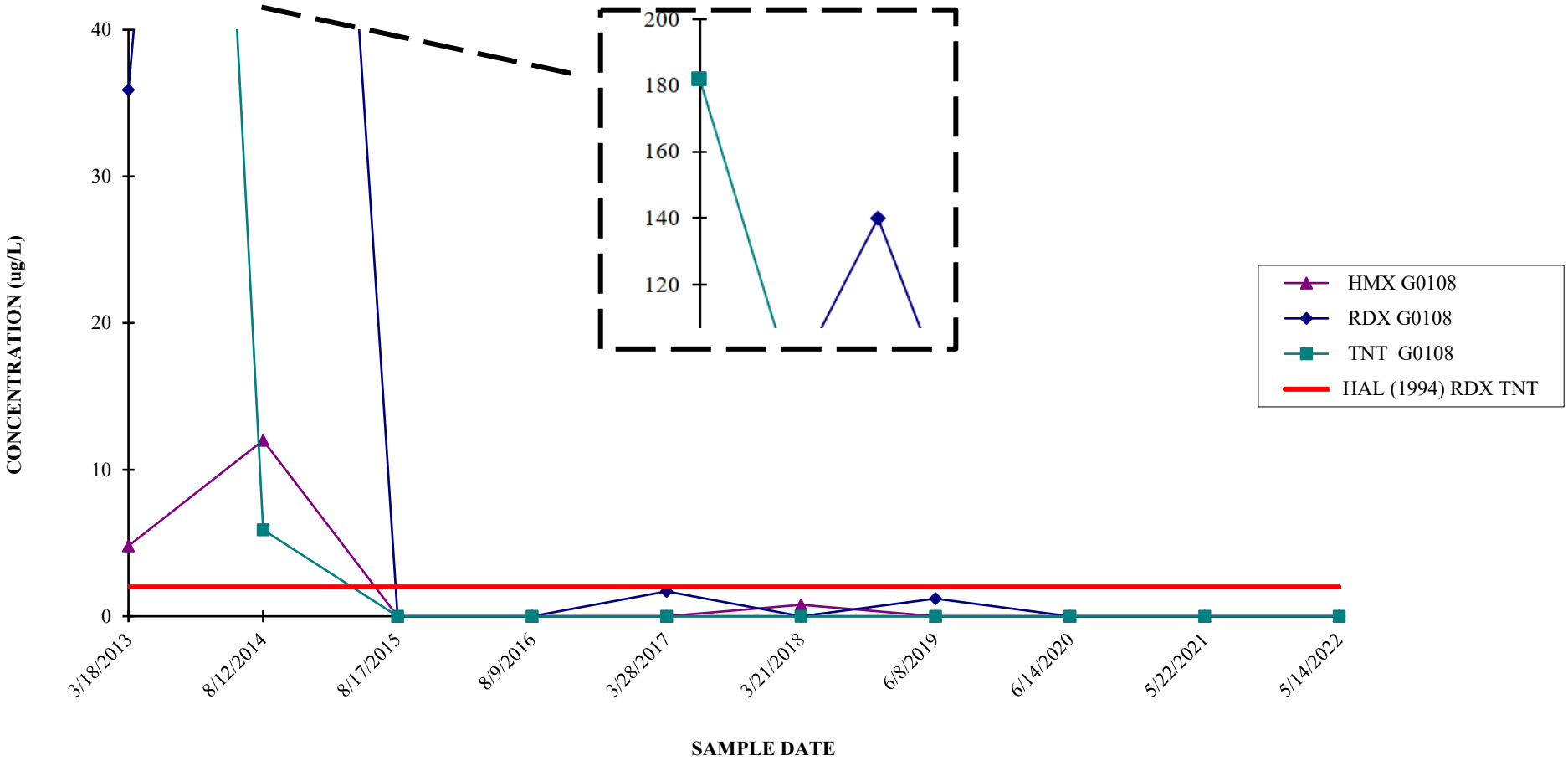

CORNHUSKER ARMY AMMUNITION PLANT
WELL G0109 - HMX AND RDX

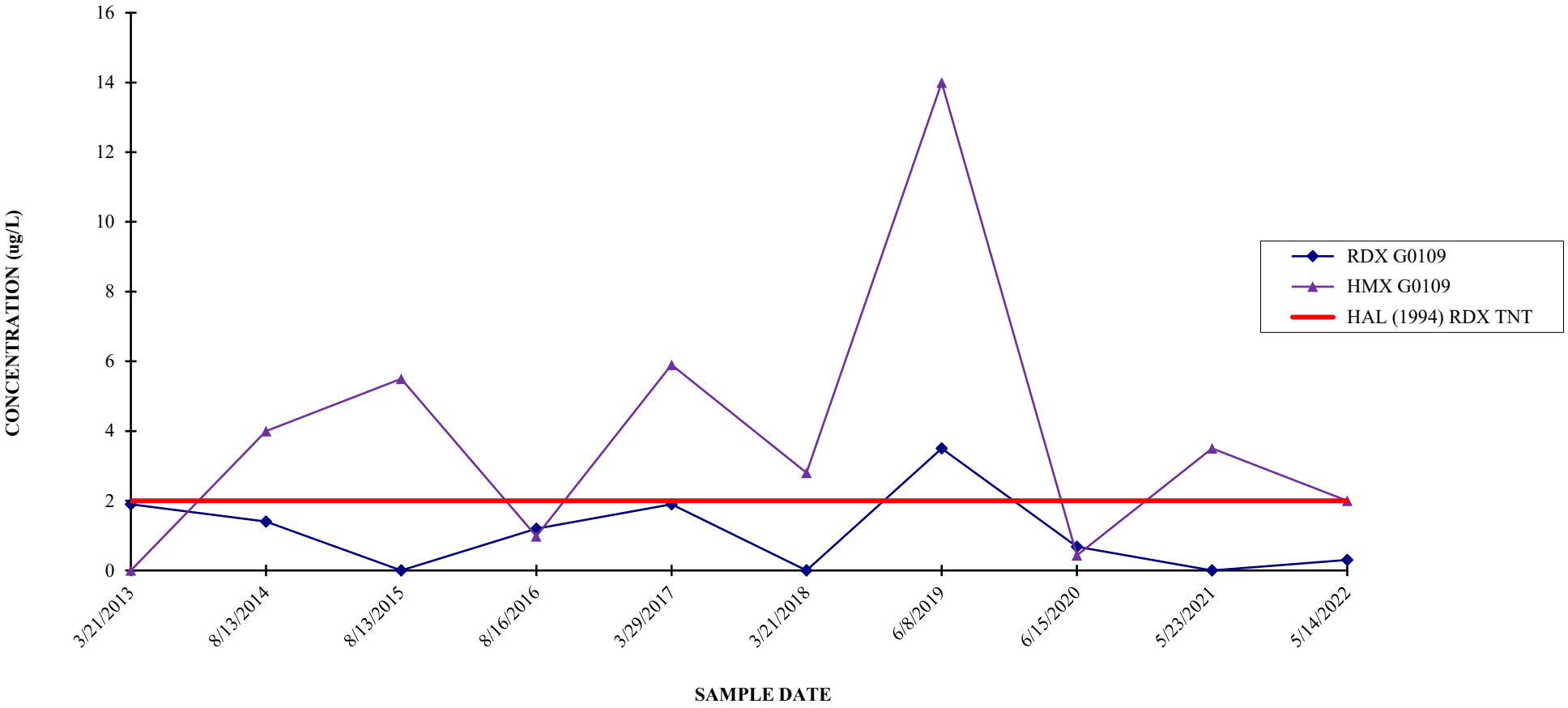

CORNHUSKER ARMY AMMUNITION PLANT
WELL G0110 - HMX, RDX, AND TNT

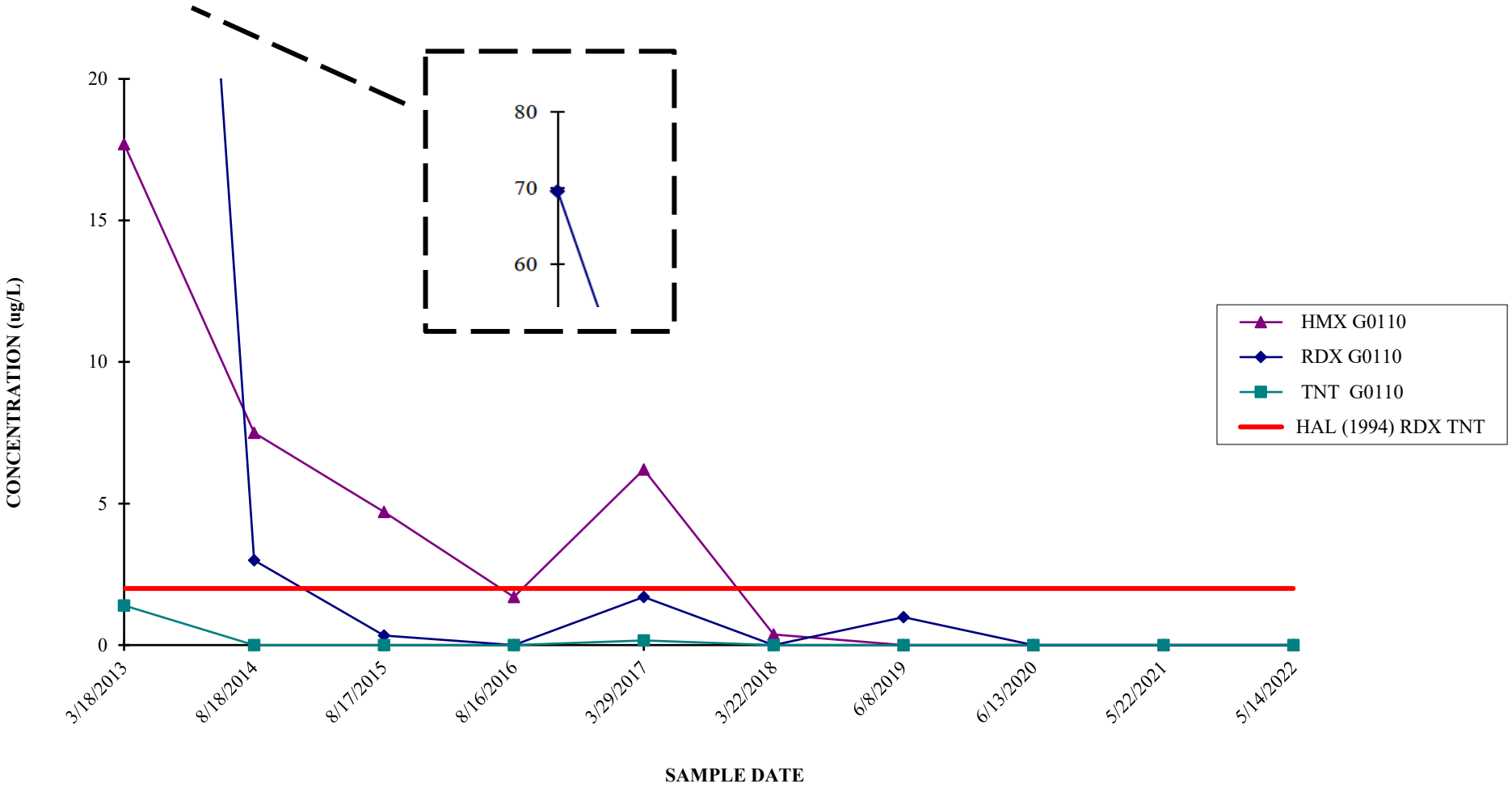

CORNHUSKER ARMY AMMUNITION PLANT
WELL G0111 - HMX, RDX, AND TNT

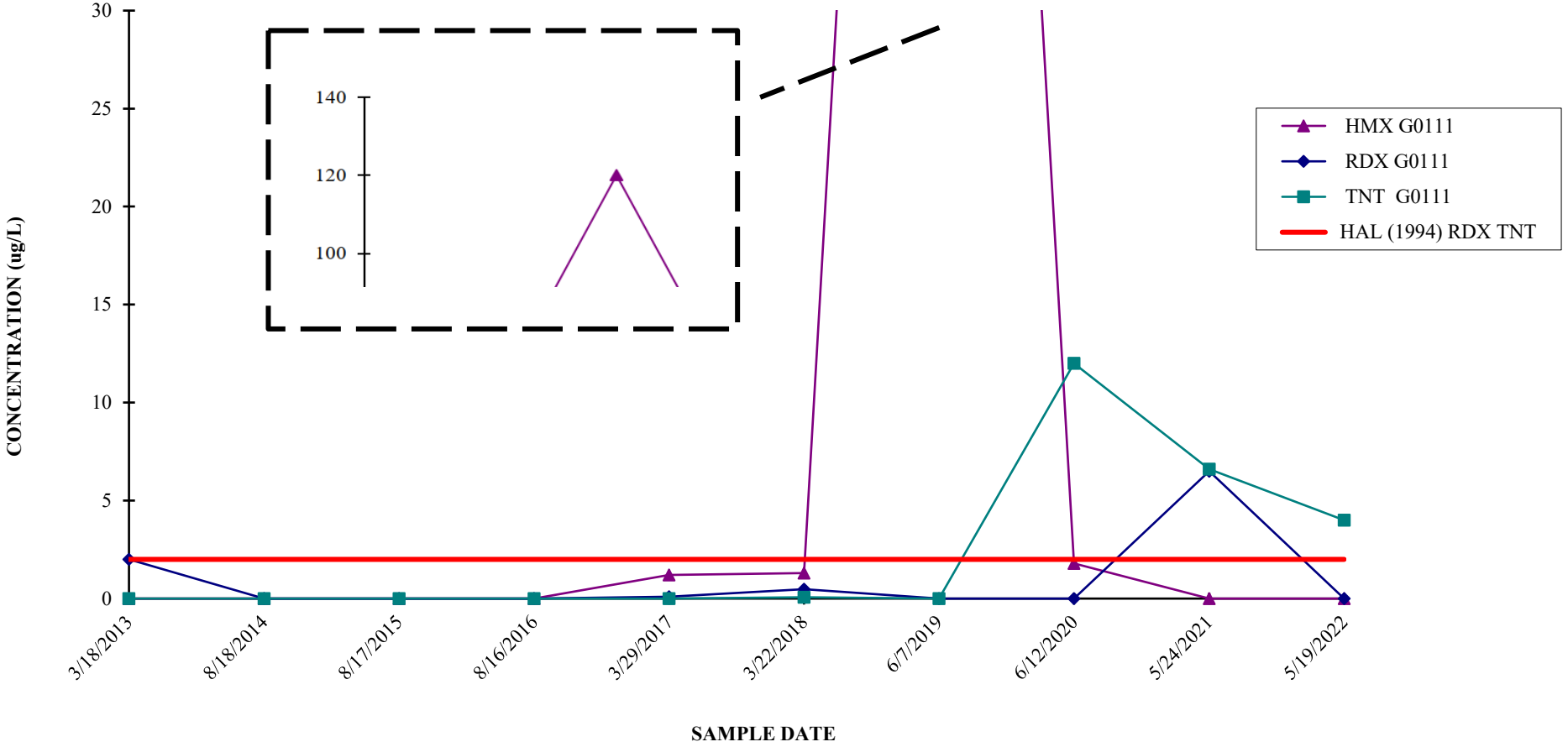

CORNHUSKER ARMY AMMUNITION PLANT
WELL G0112 - HMX, RDX, AND TNT

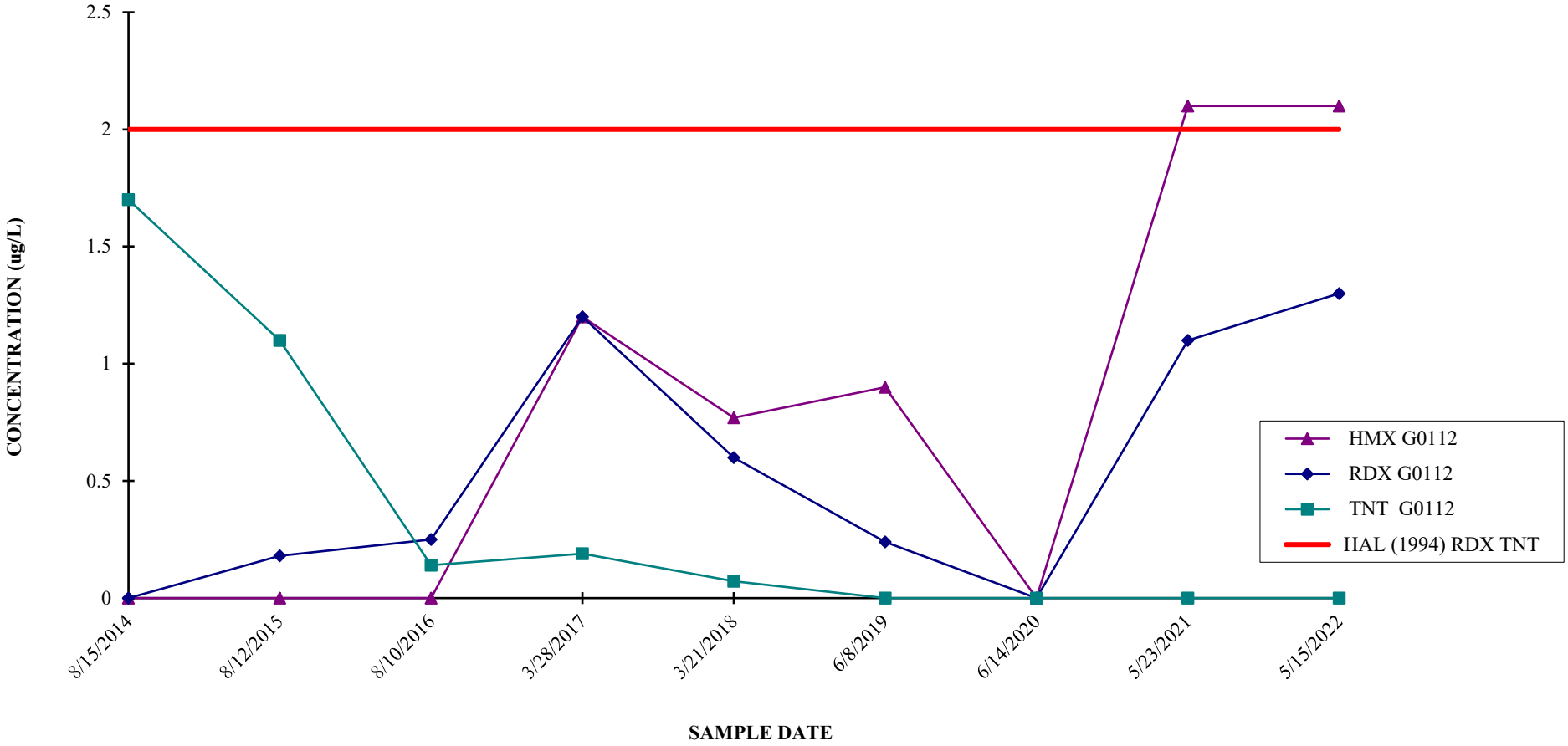

CORNHUSKER ARMY AMMUNITION PLANT
WELL G0113 - HMX, RDX, AND TNT

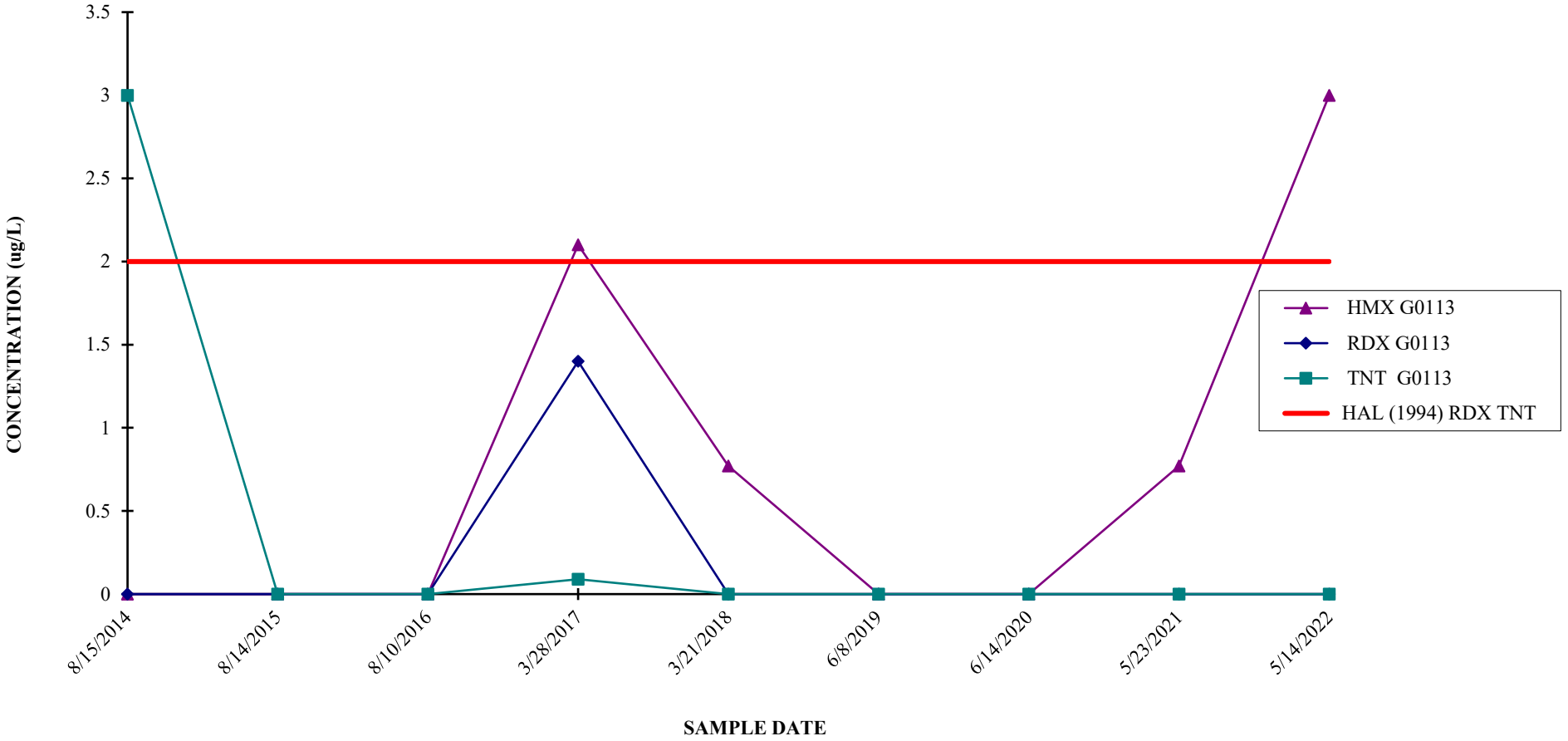

CORNHUSKER ARMY AMMUNITION PLANT
WELL G0114 - HMX, RDX, AND TNT

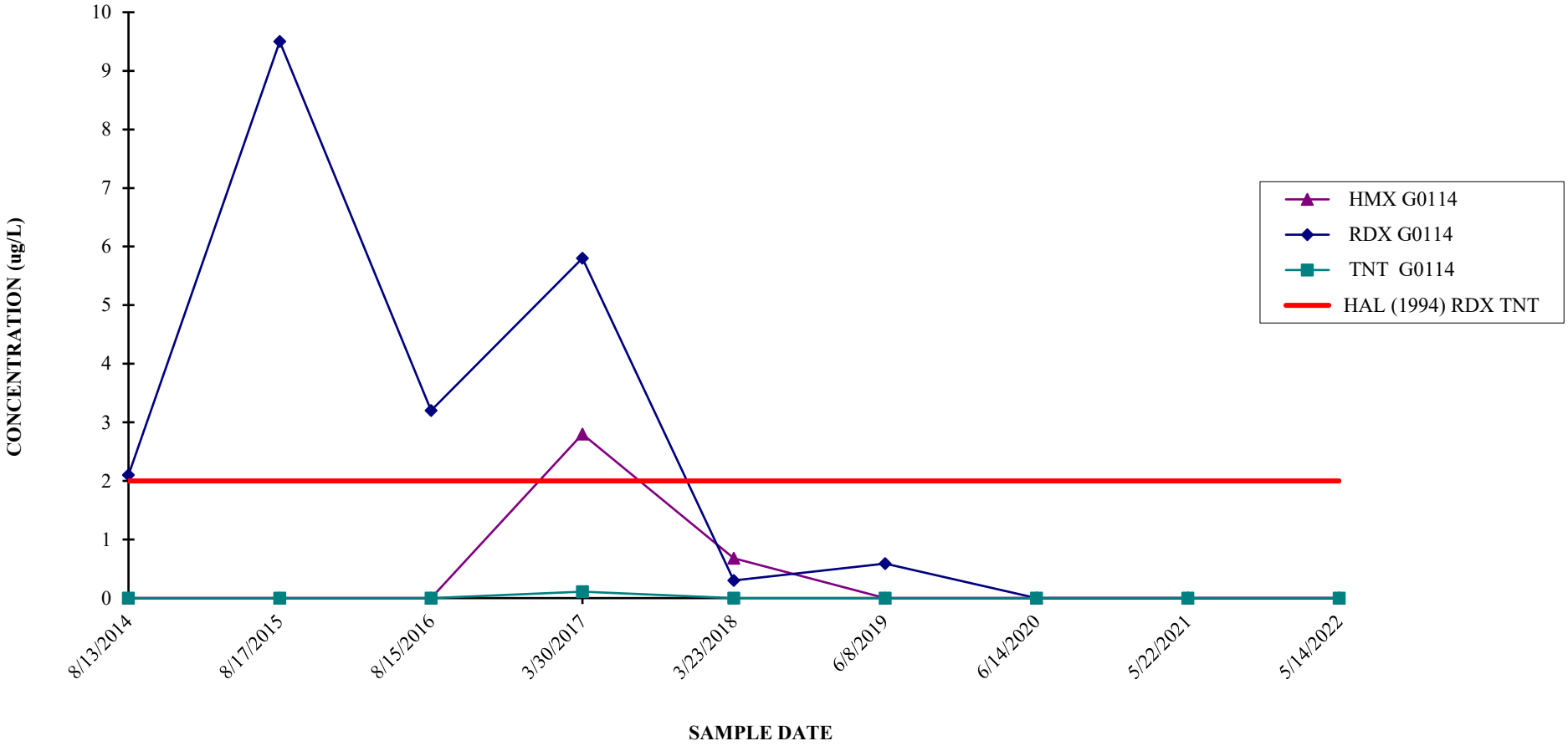

CORNHUSKER ARMY AMMUNITION PLANT
WELL G0115 - HMX, RDX, AND TNT

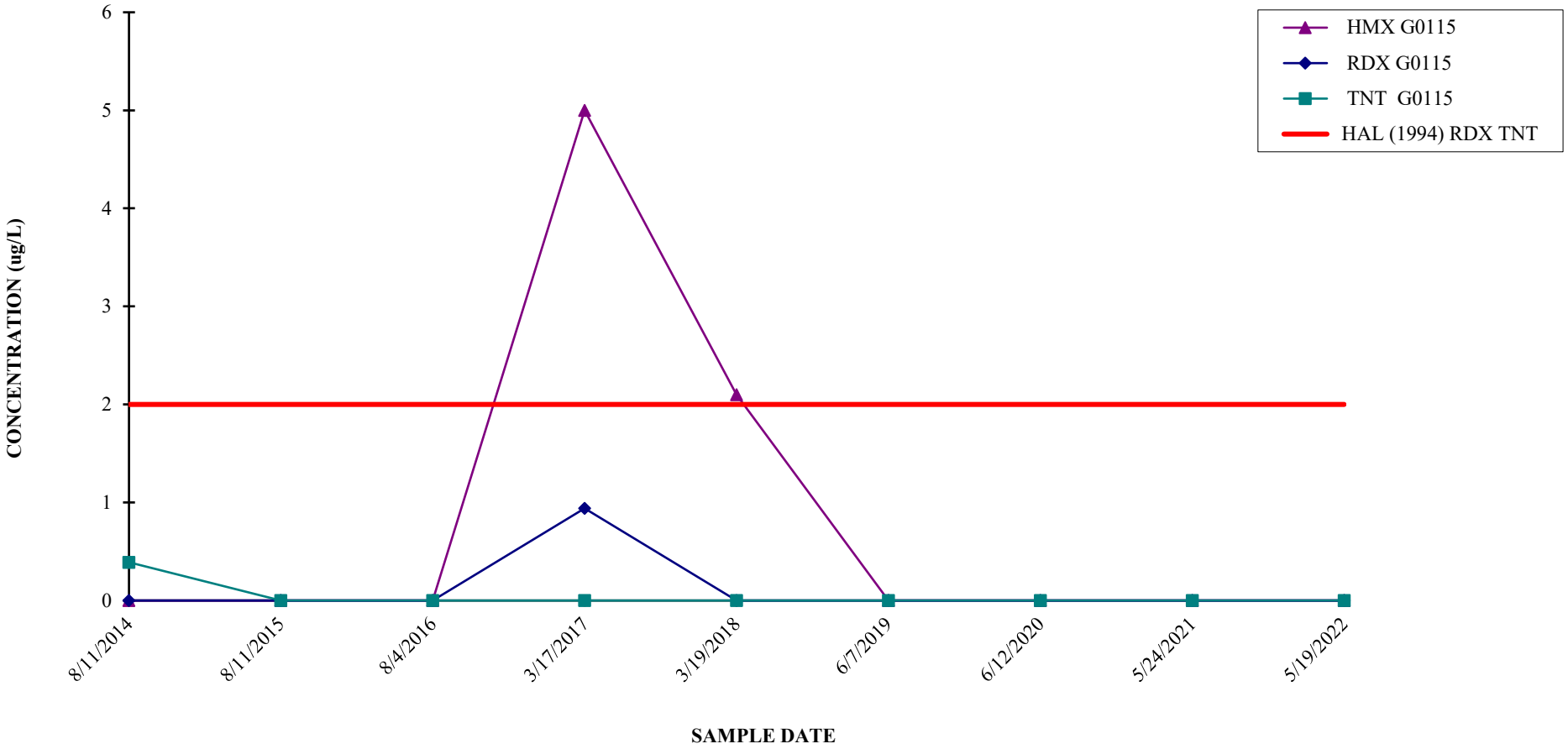

CORNHUSKER ARMY AMMUNITION PLANT
WELL G0116 - HMX, RDX, AND TNT

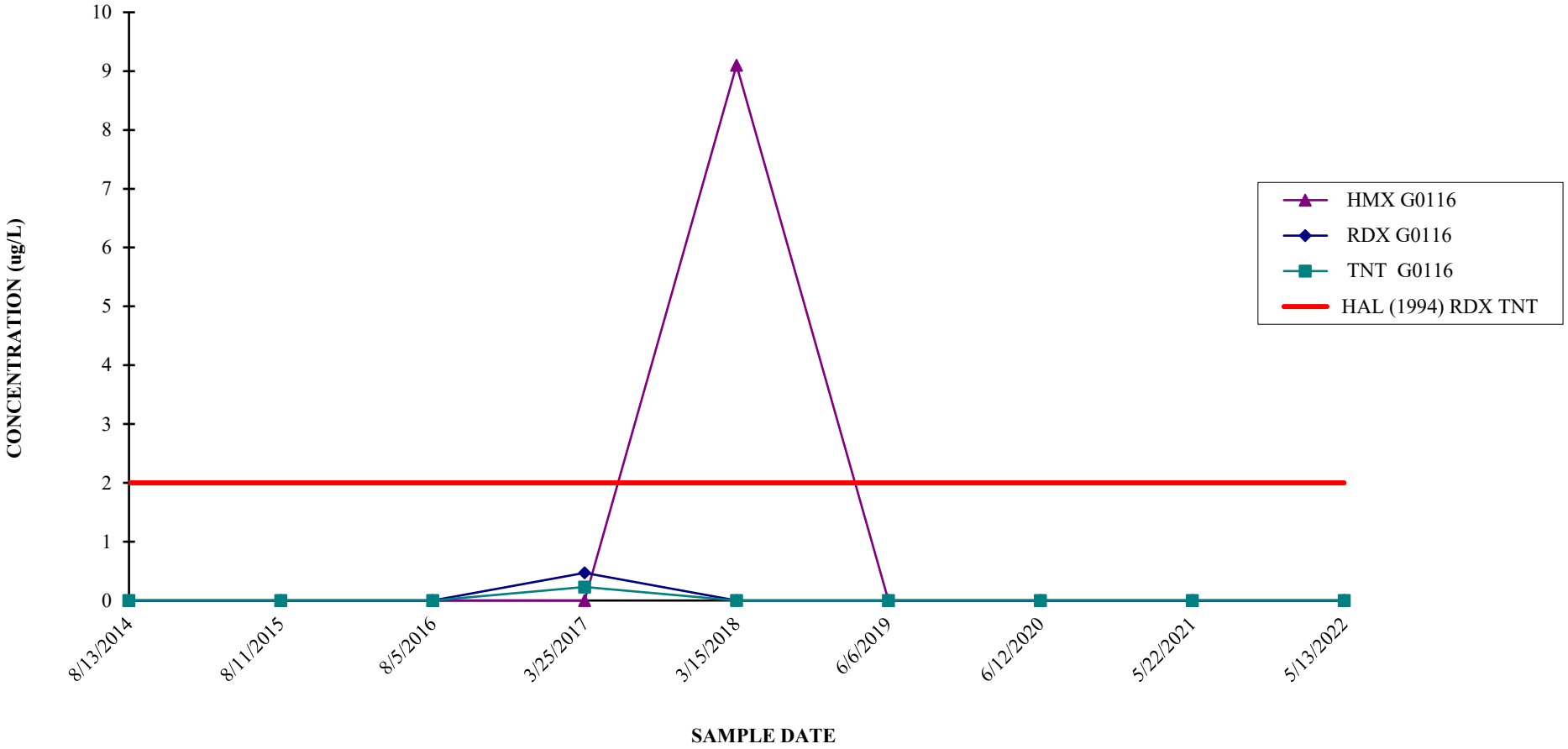

CORNHUSKER ARMY AMMUNITION PLANT
WELL G0117 - RDX and TNT

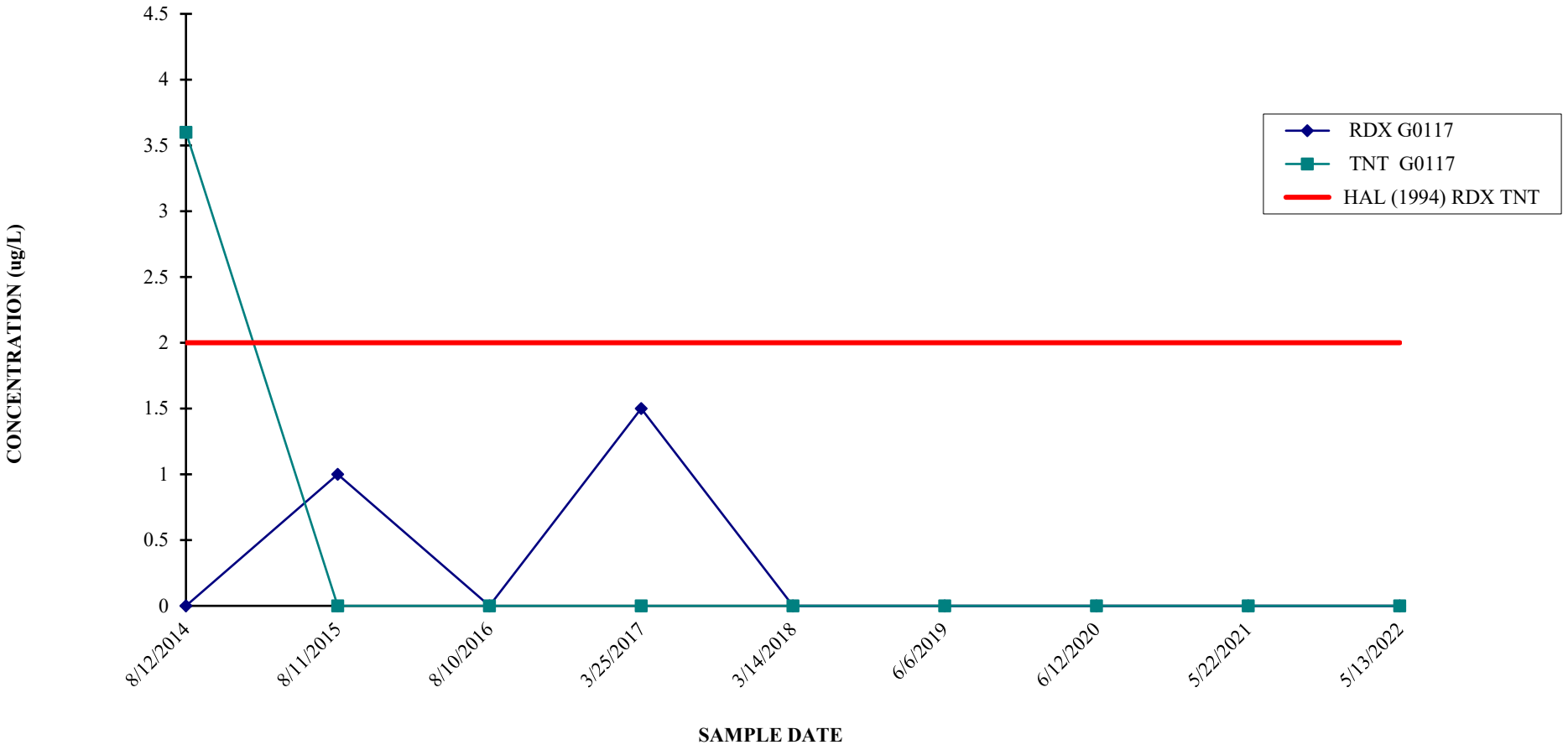

CORNHUSKER ARMY AMMUNITION PLANT
WELL G0118 - HMX, RDX, AND TNT

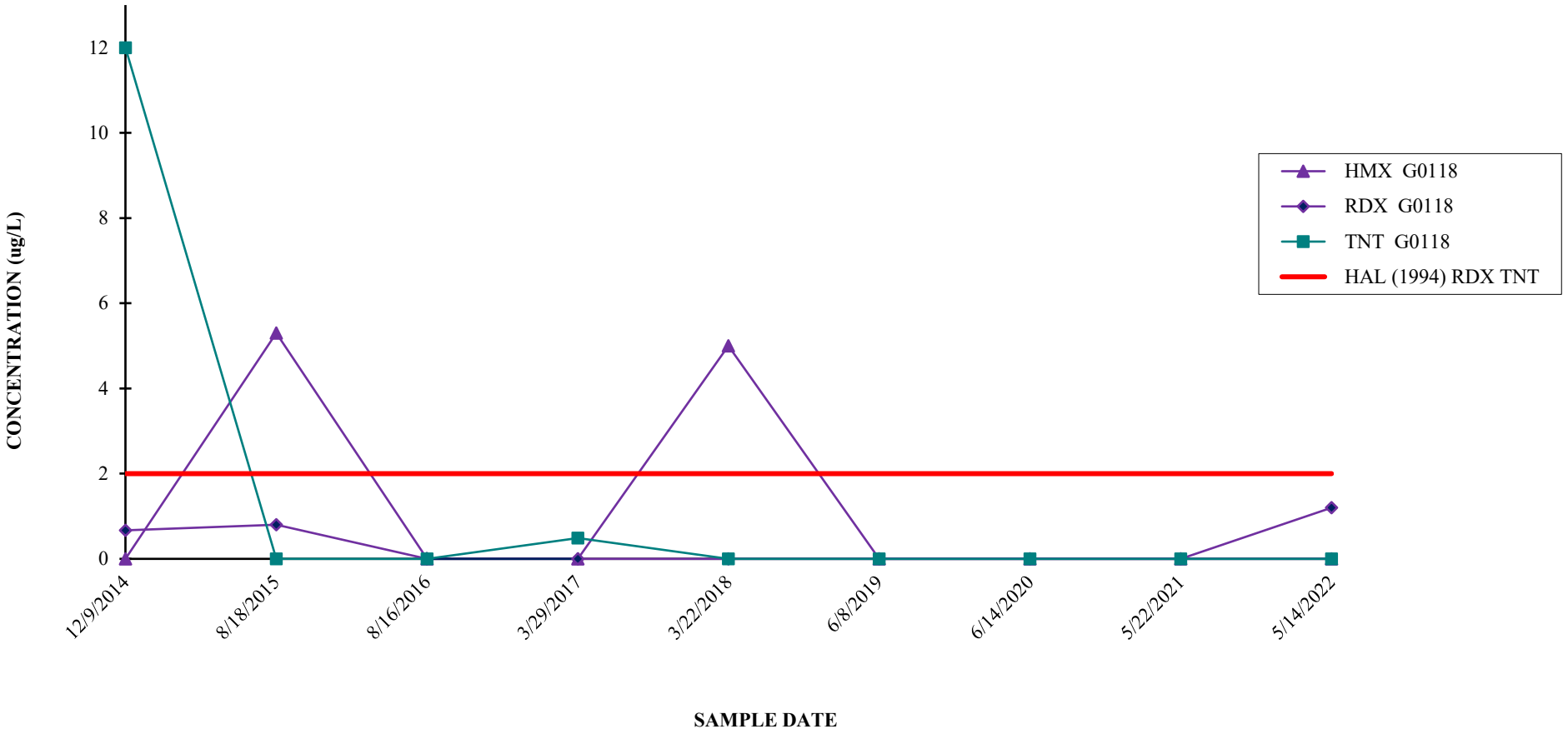

CORNHUSKER ARMY AMMUNITION PLANT
WELL G0119 - HMX AND RDX

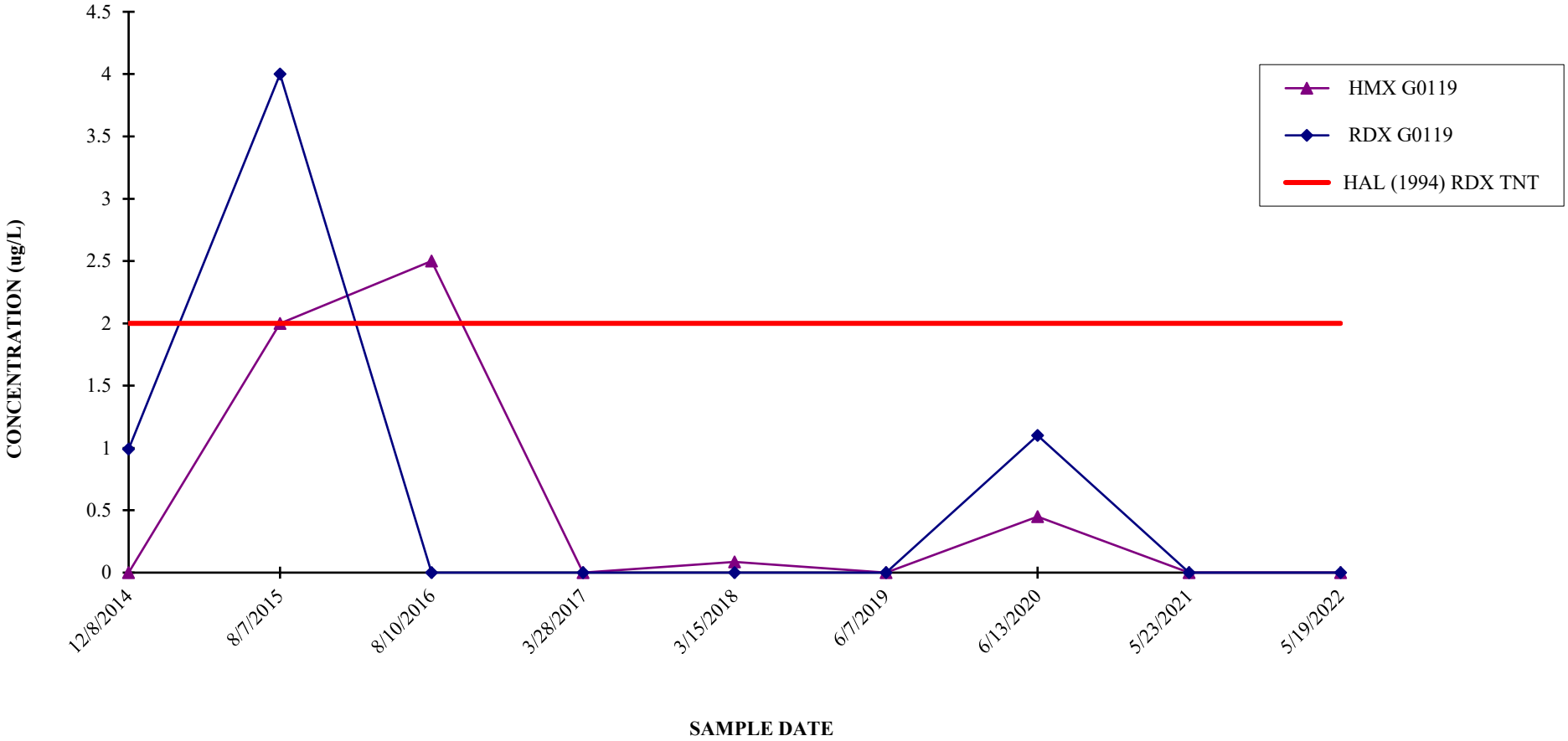

CORNHUSKER ARMY AMMUNITION PLANT
WELL G0120 - HMX, RDX, AND TNT

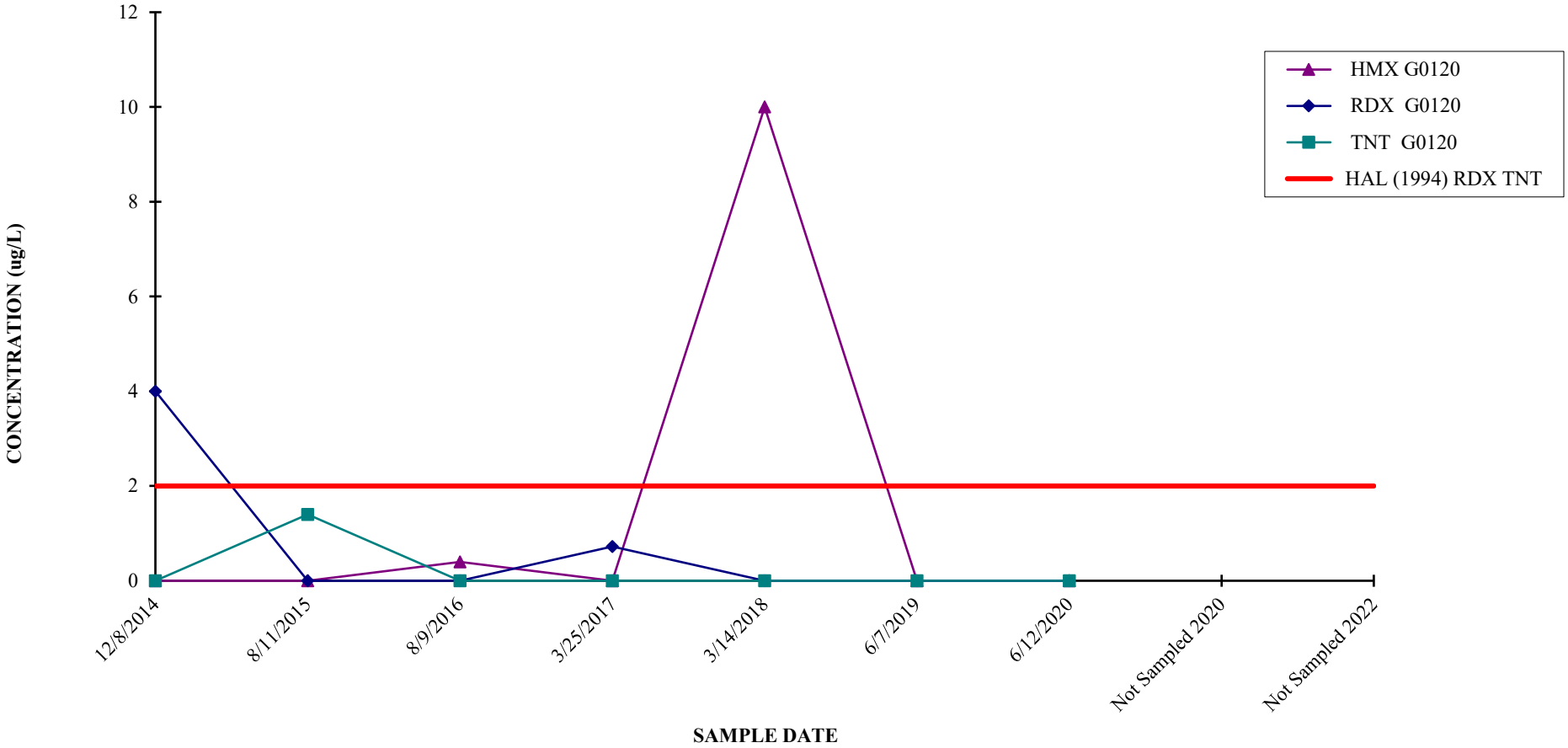

CORNHUSKER ARMY AMMUNITION PLANT
WELL G0121 - HMX, RDX, AND TNT

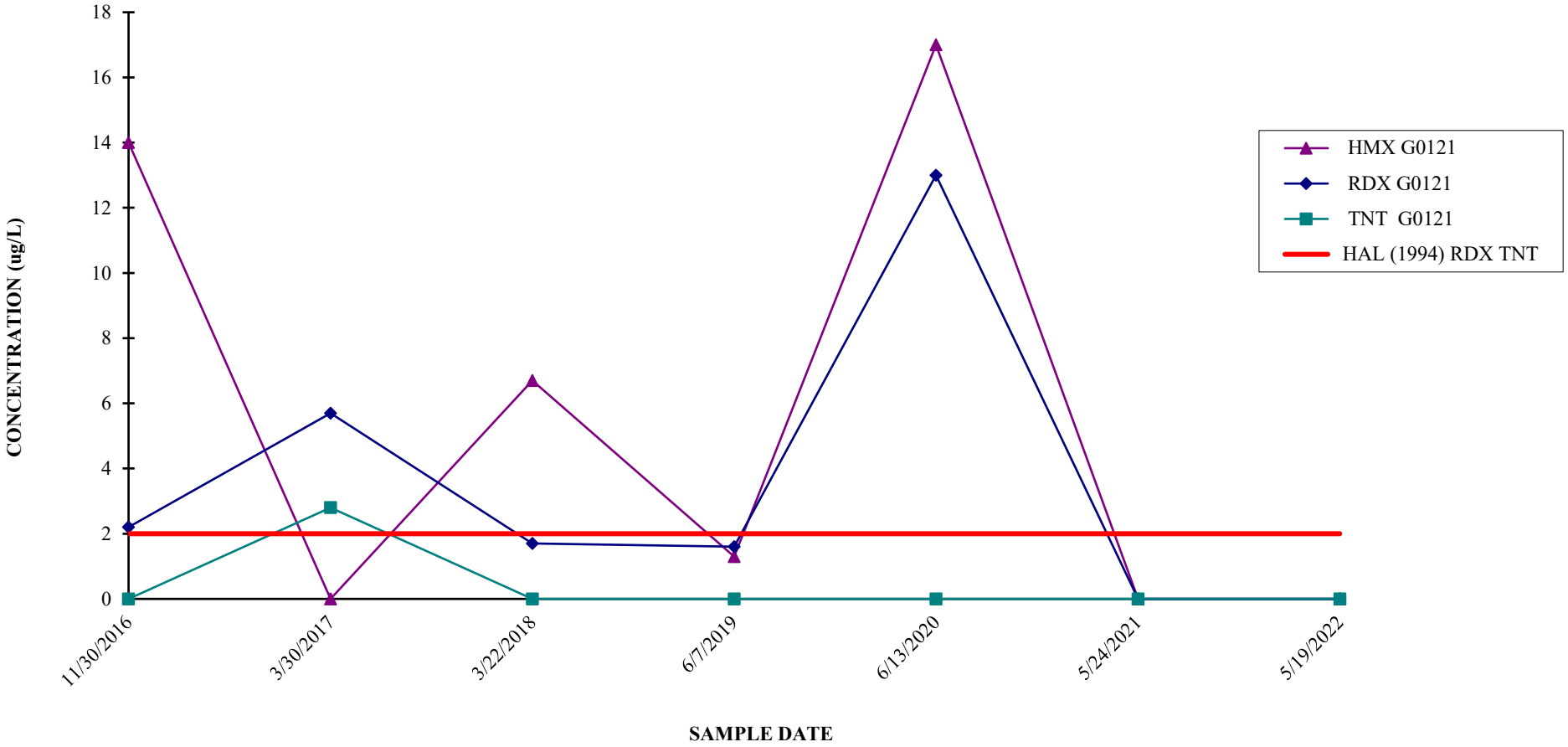

CORNHUSKER ARMY AMMUNITION PLANT
WELL G0122 - HMX AND RDX

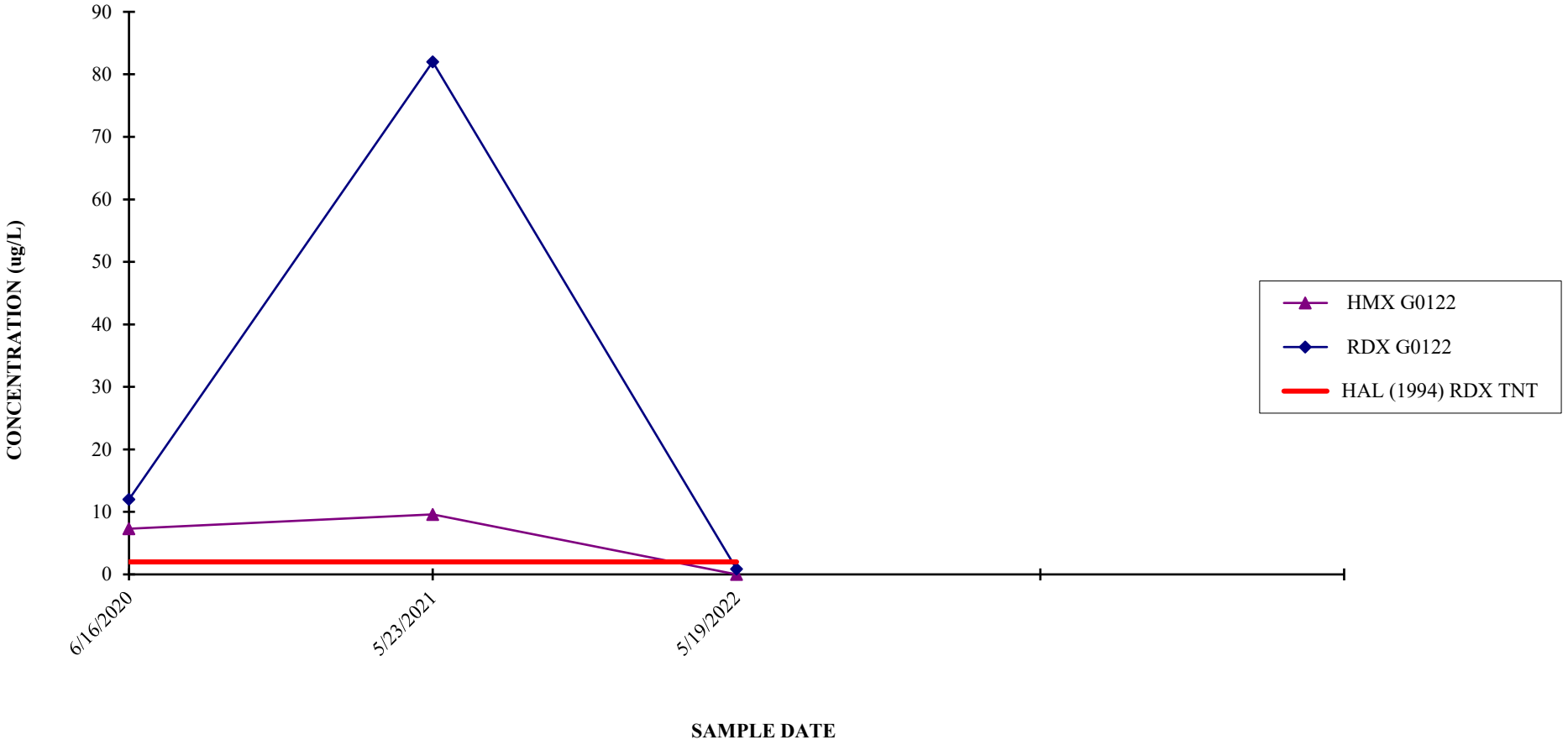

CORNHUSKER ARMY AMMUNITION PLANT
WELL G0123 - HMX AND RDX

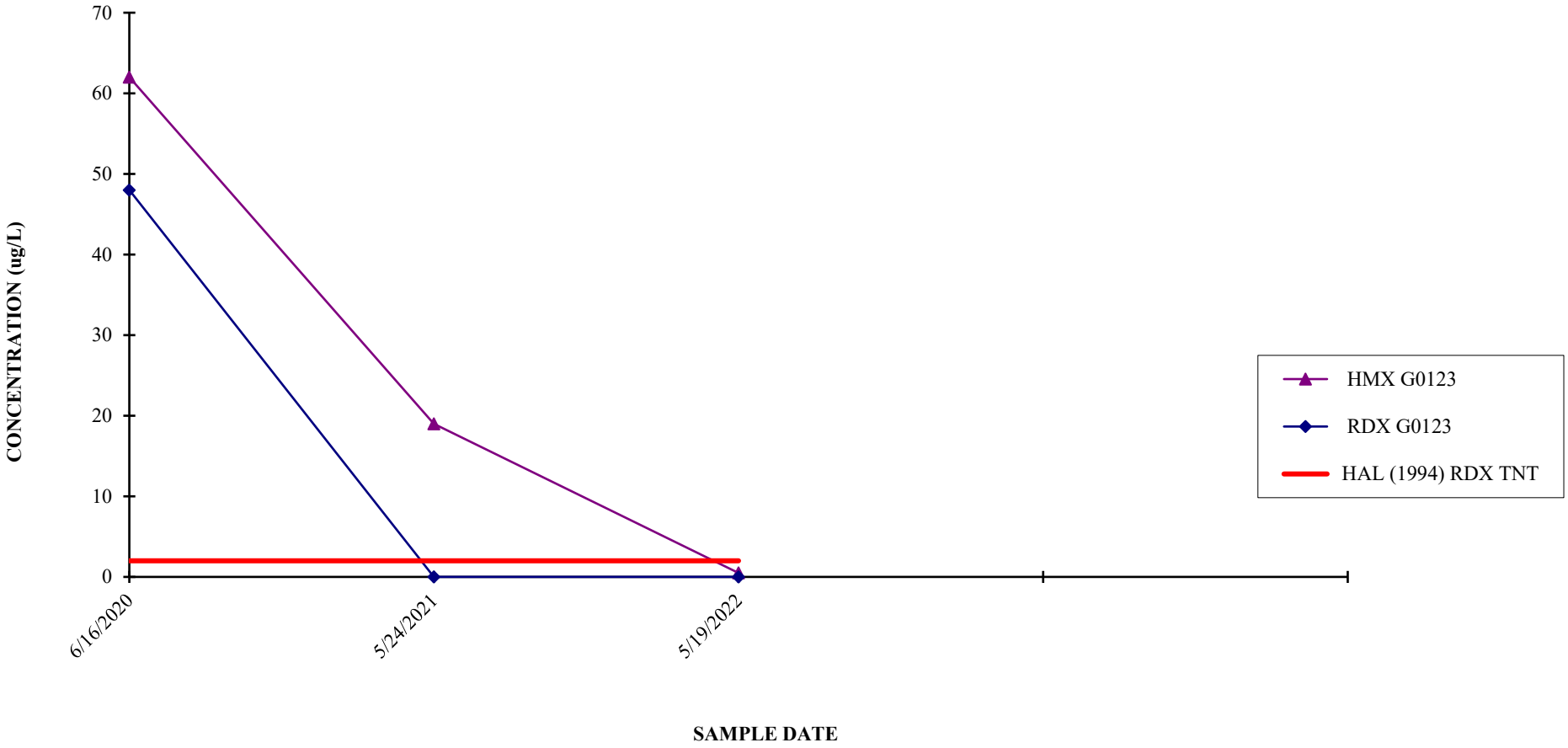

CORNHUSKER ARMY AMMUNITION PLANT
PIEZOMETER PZ001 - HMX AND RDX

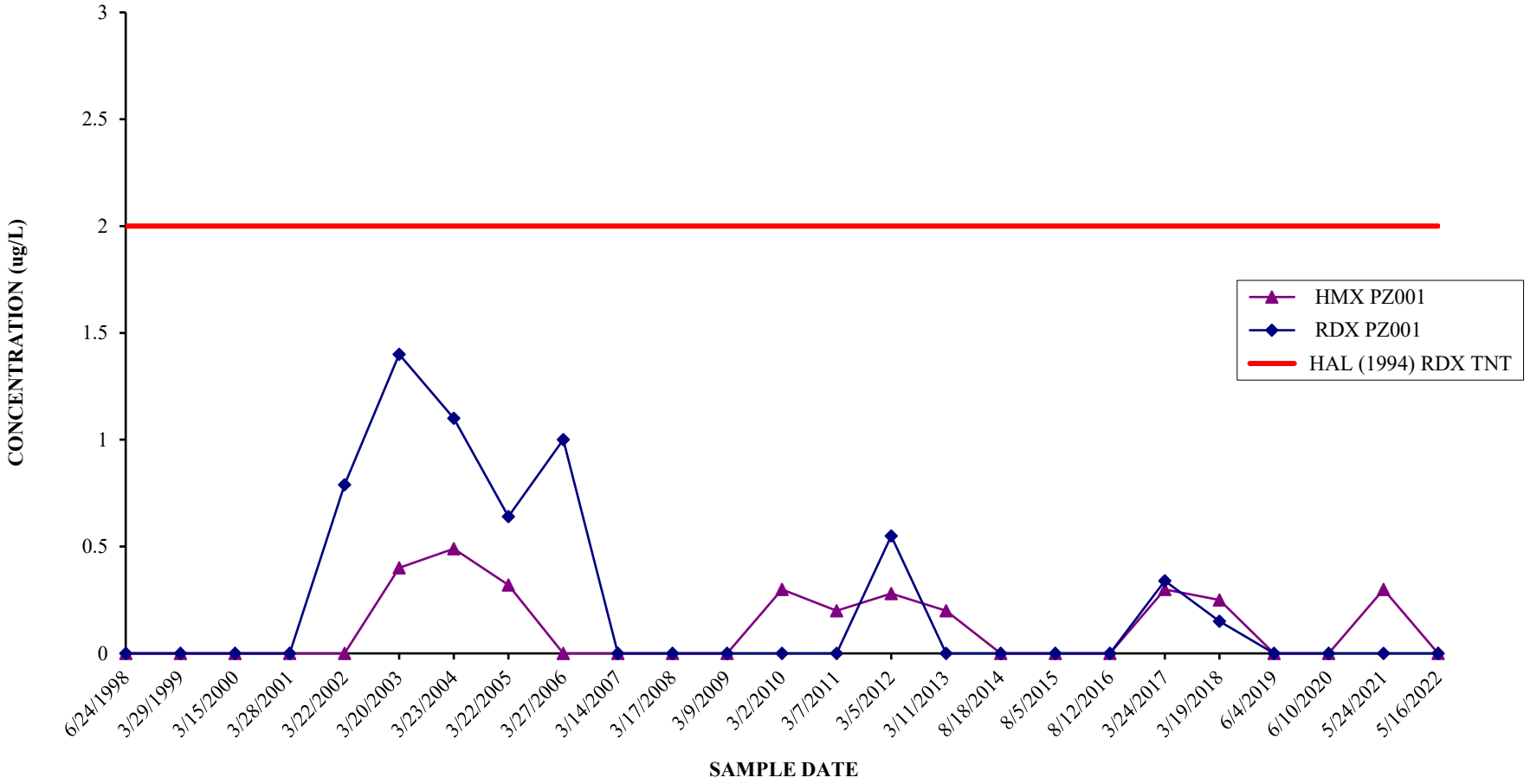

CORNHUSKER ARMY AMMUNITION PLANT
PIEZOMETER PZ004 - RDX

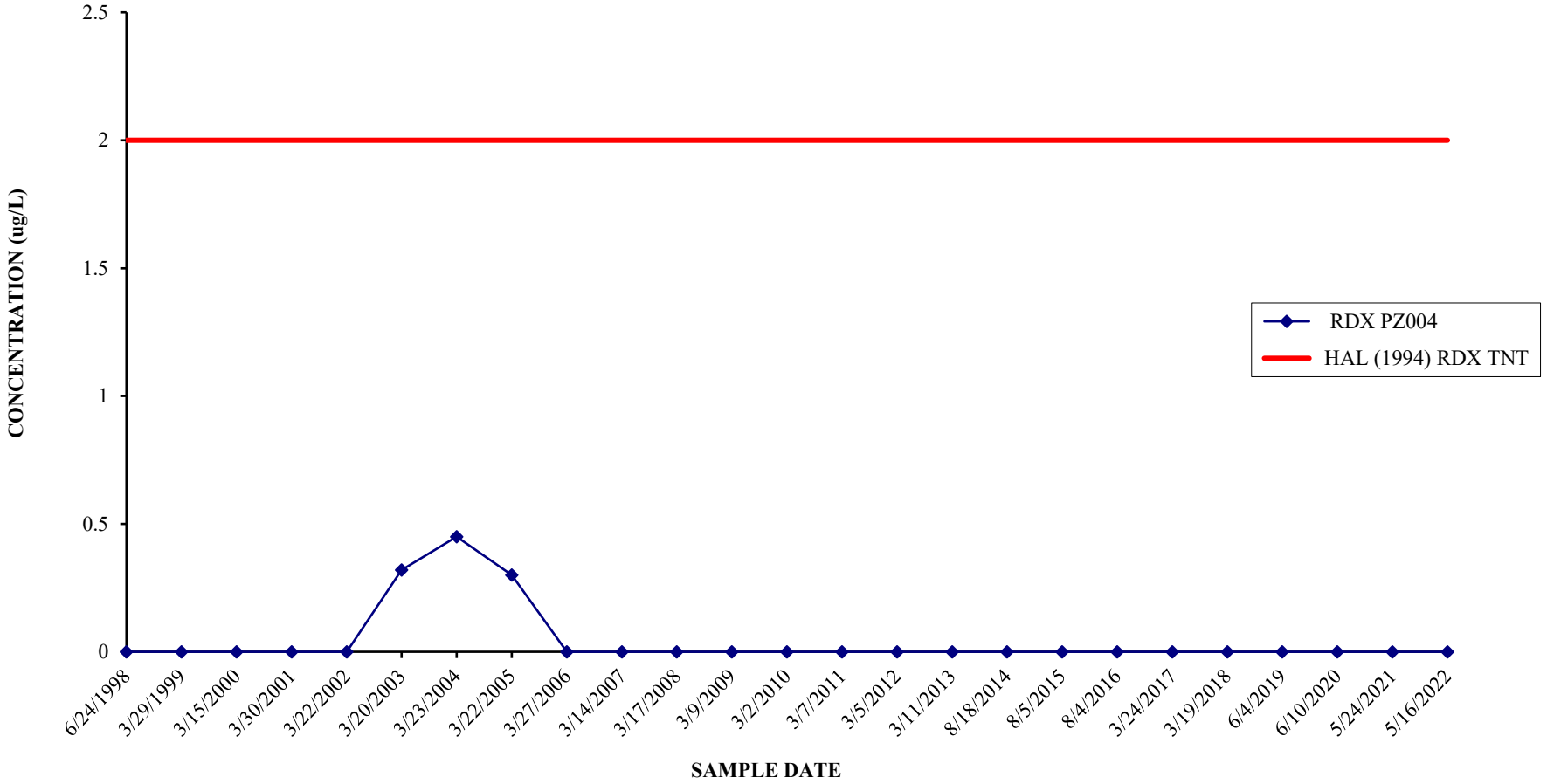

CORNHUSKER ARMY AMMUNITION PLANT
PIEZOMETER PZ009 - RDX AND TNT

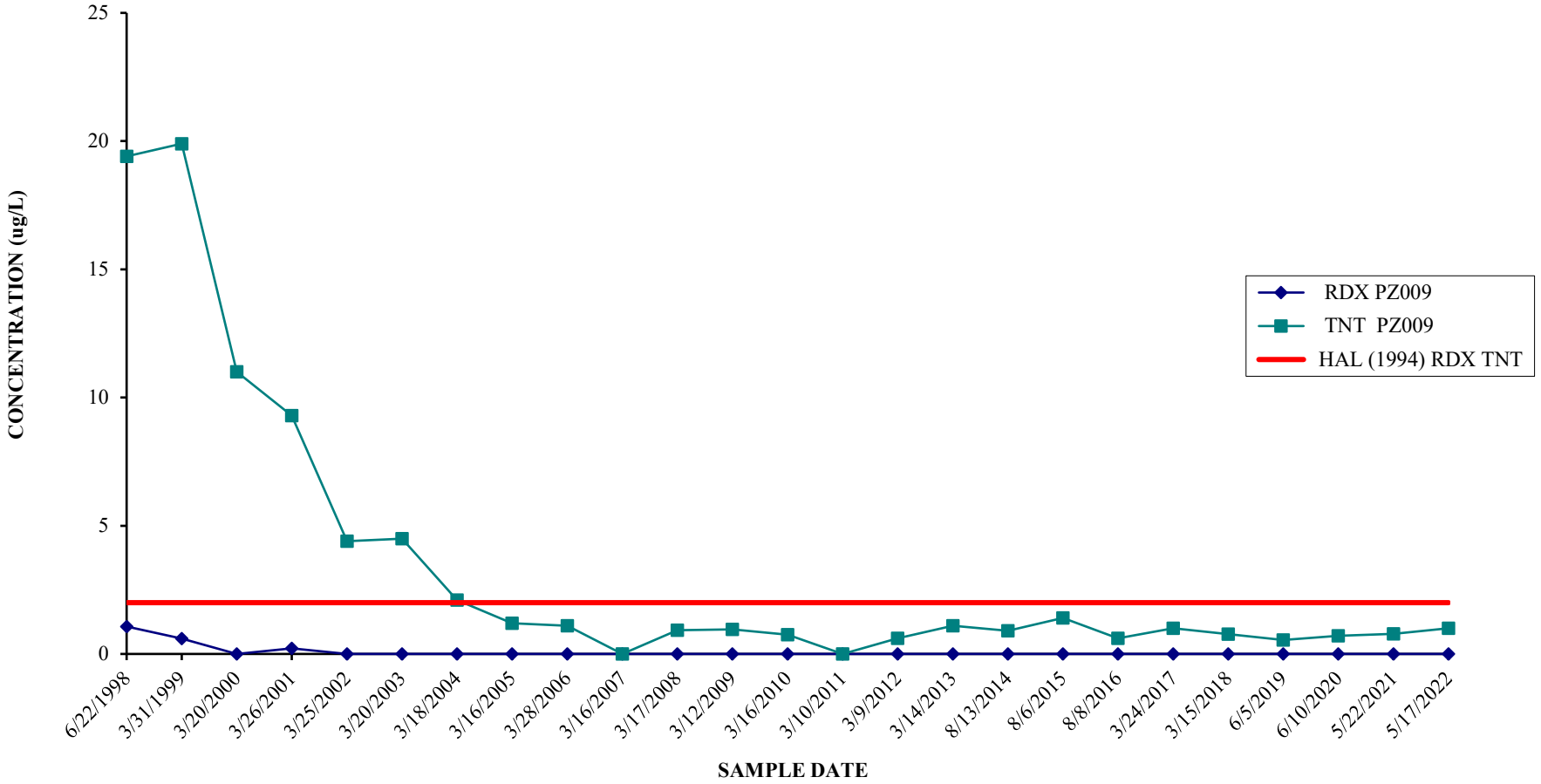

CORNHUSKER ARMY AMMUNITION PLANT
PIEZOMETER PZ010 - HMX, RDX, AND TNT

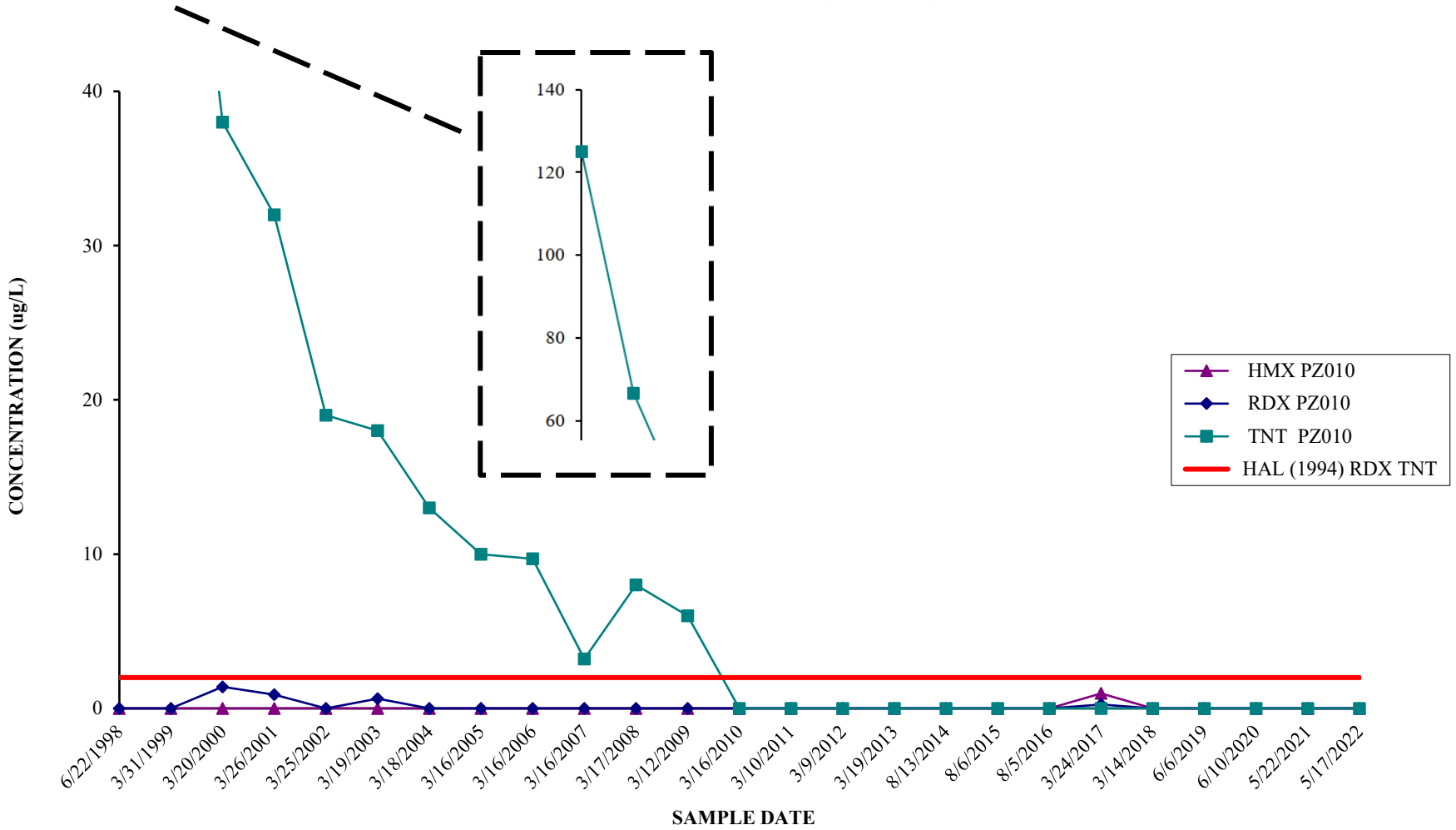

CORNHUSKER ARMY AMMUNITION PLANT
PIEZOMETER PZ011 - HMX, RDX, AND TNT

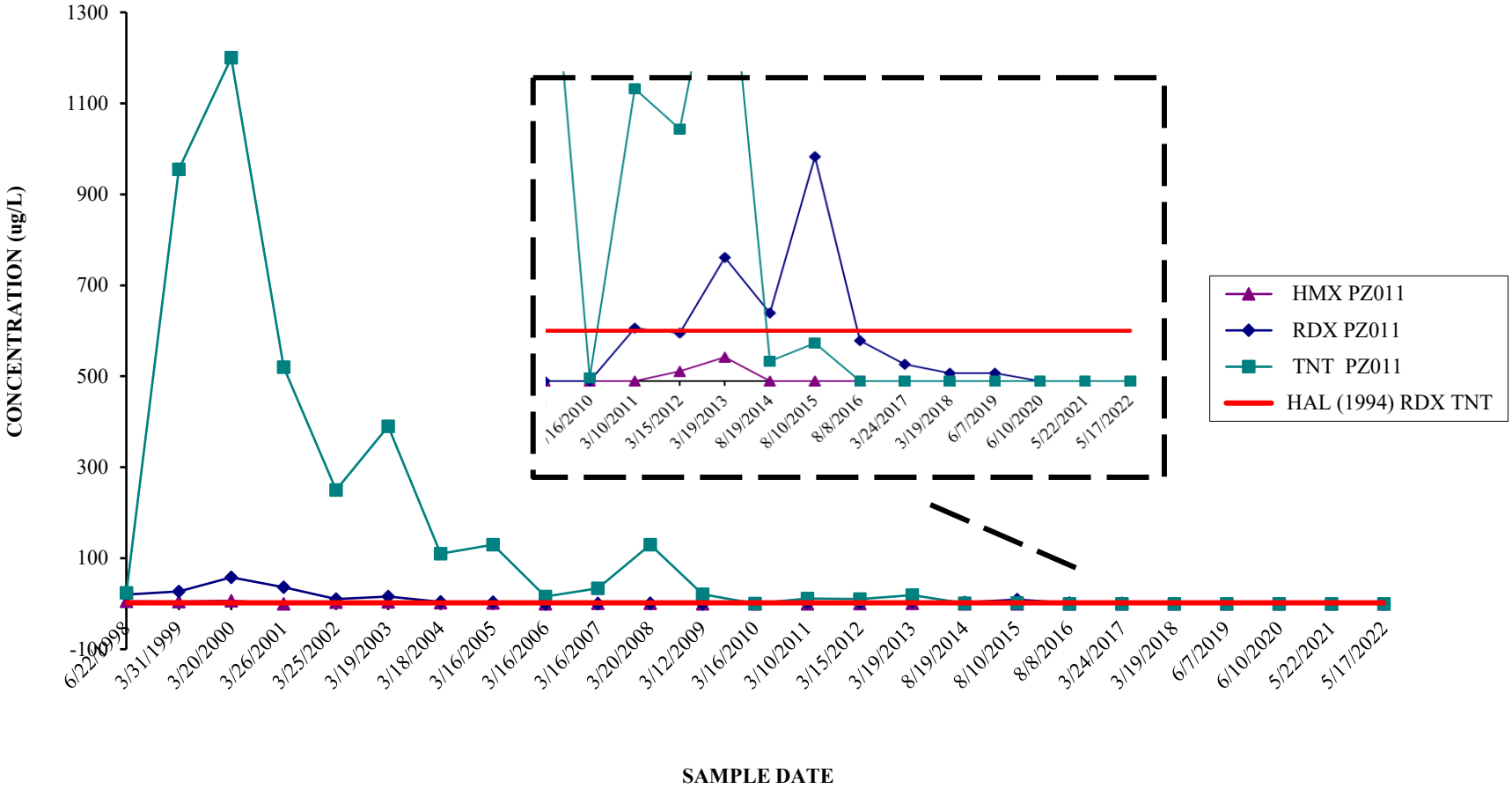

CORNHUSKER ARMY AMMUNITION PLANT
PIEZOMETER PZ012 - HMX, RDX, AND TNT

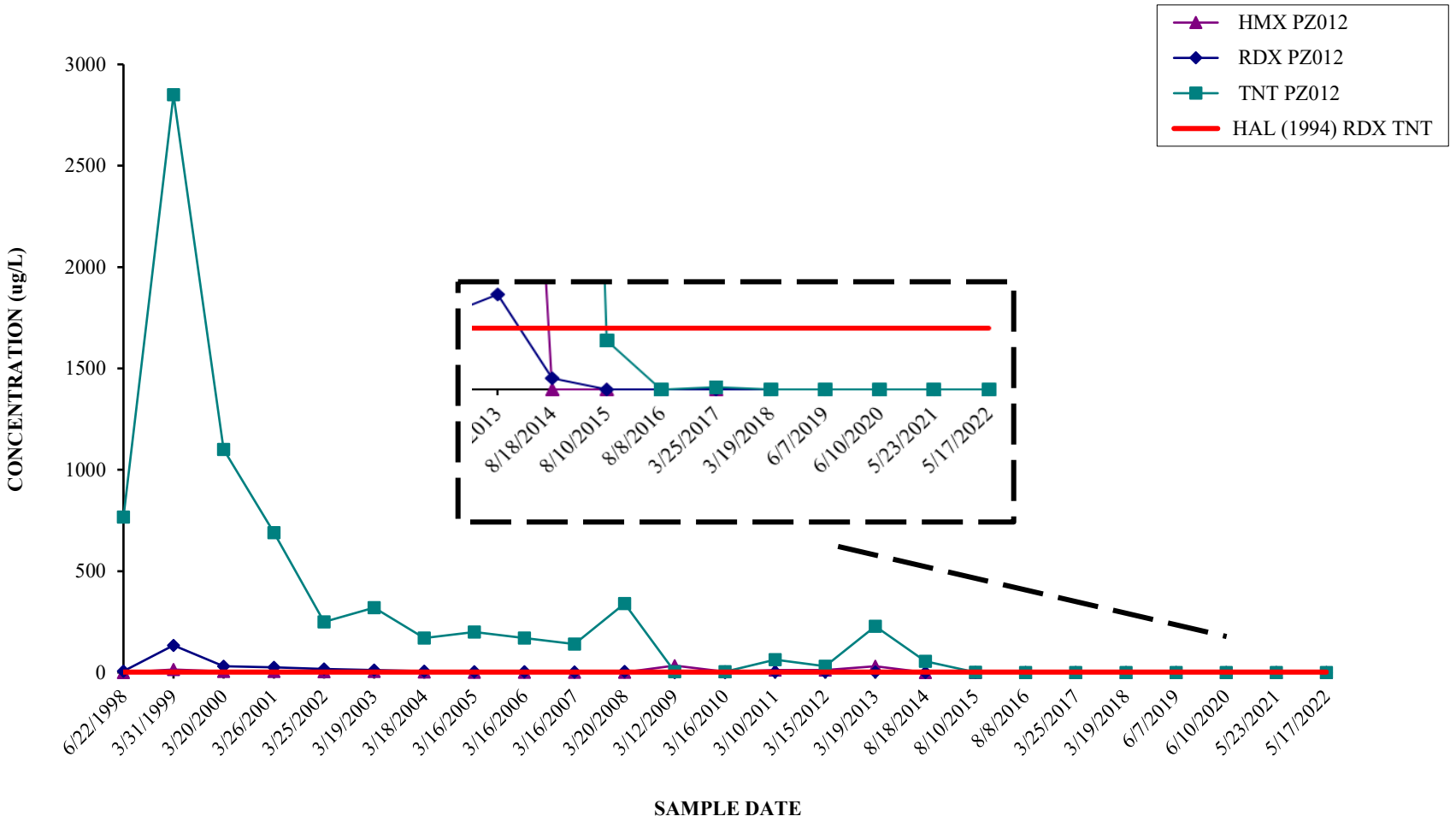

CORNHUSKER ARMY AMMUNITION PLANT
PIEZOMETER PZ013 - HMX, RDX, AND TNT

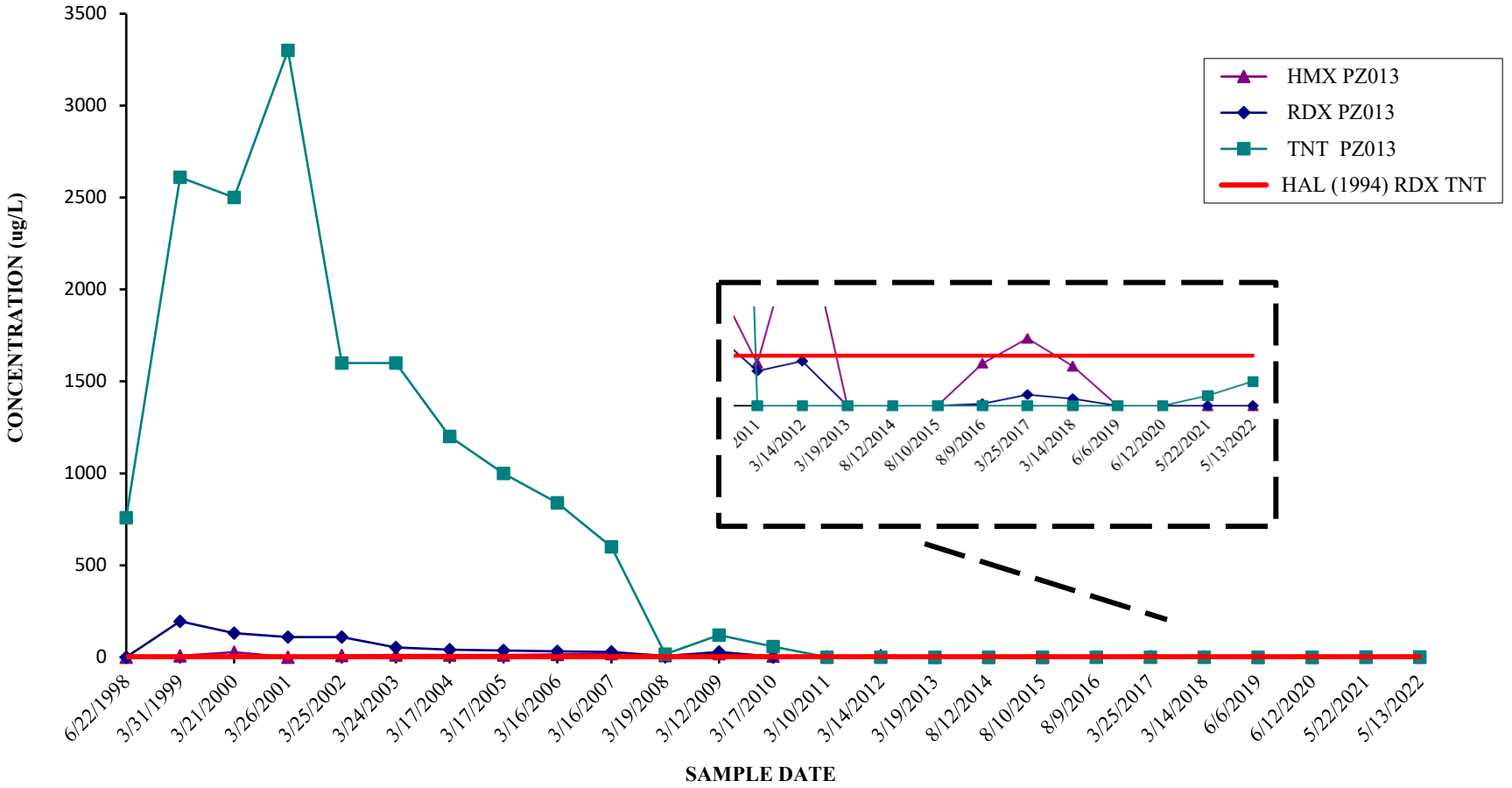

CORNHUSKER ARMY AMMUNITION PLANT
PIEZOMETER PZ014 - HMX, RDX, AND TNT

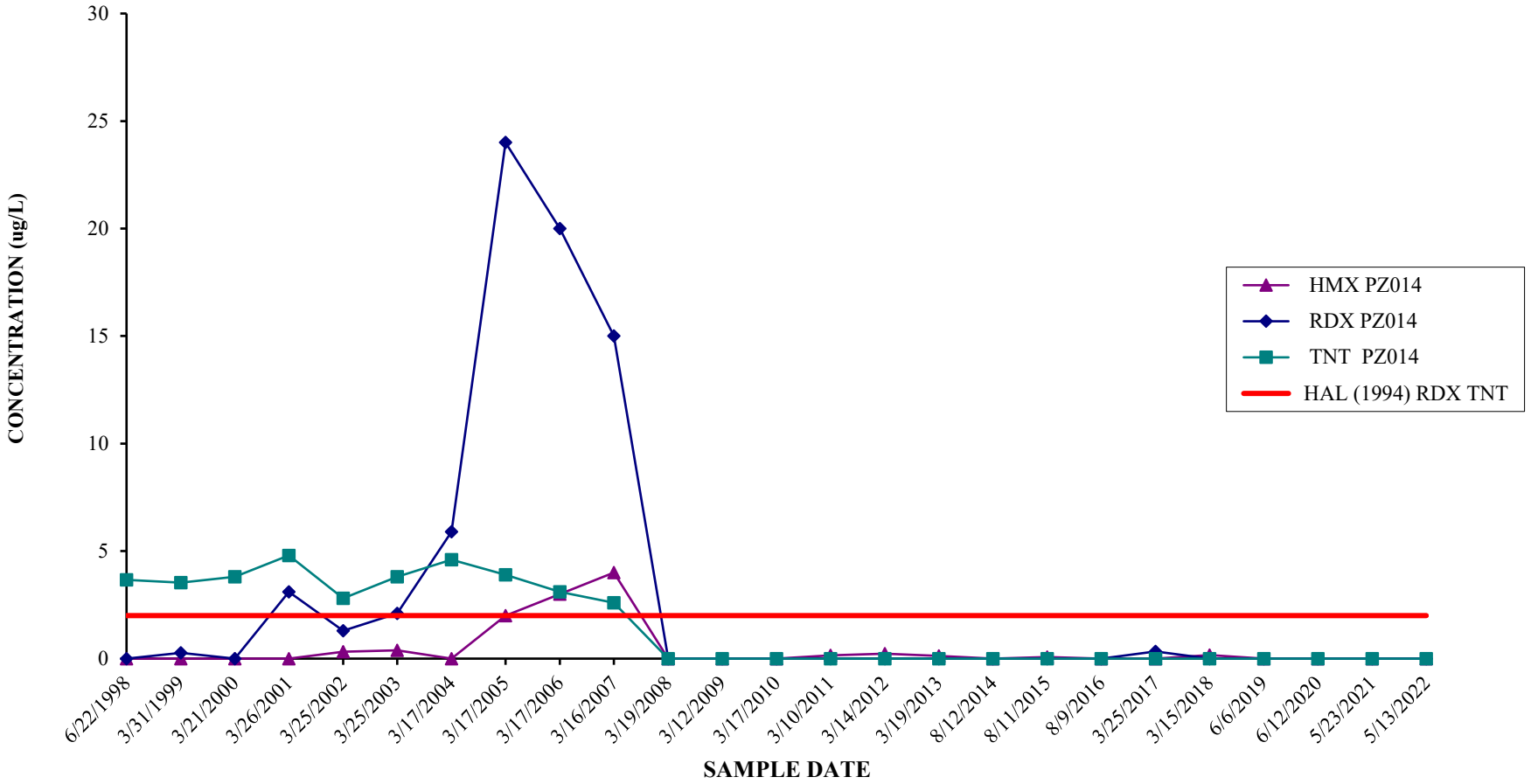

CORNHUSKER ARMY AMMUNITION PLANT
PIEZOMETER PZ015 - HMX, RDX, AND TNT

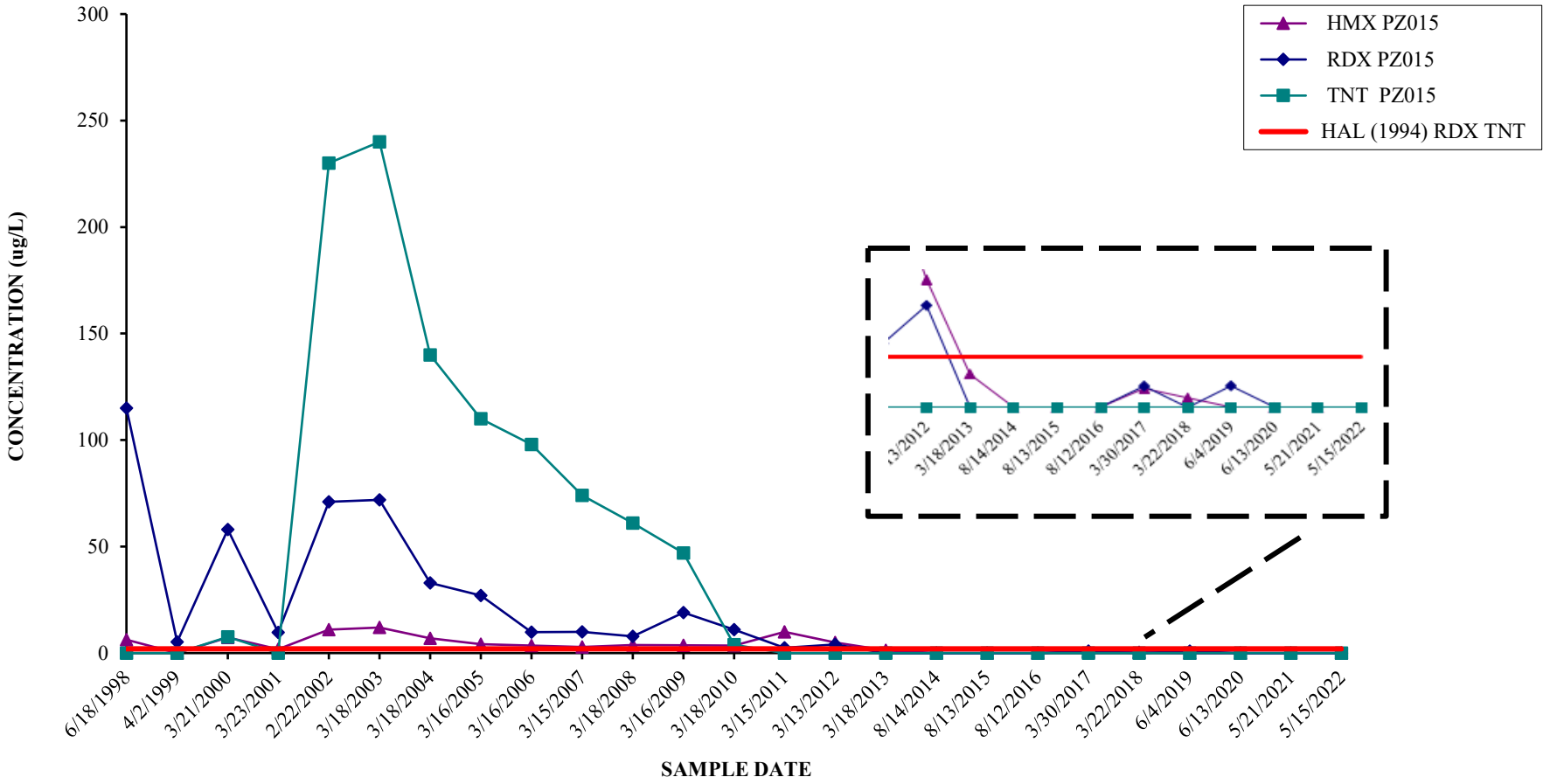

CORNHUSKER ARMY AMMUNITION PLANT
PIEZOMETER PZ016 - HMX, RDX, AND TNT

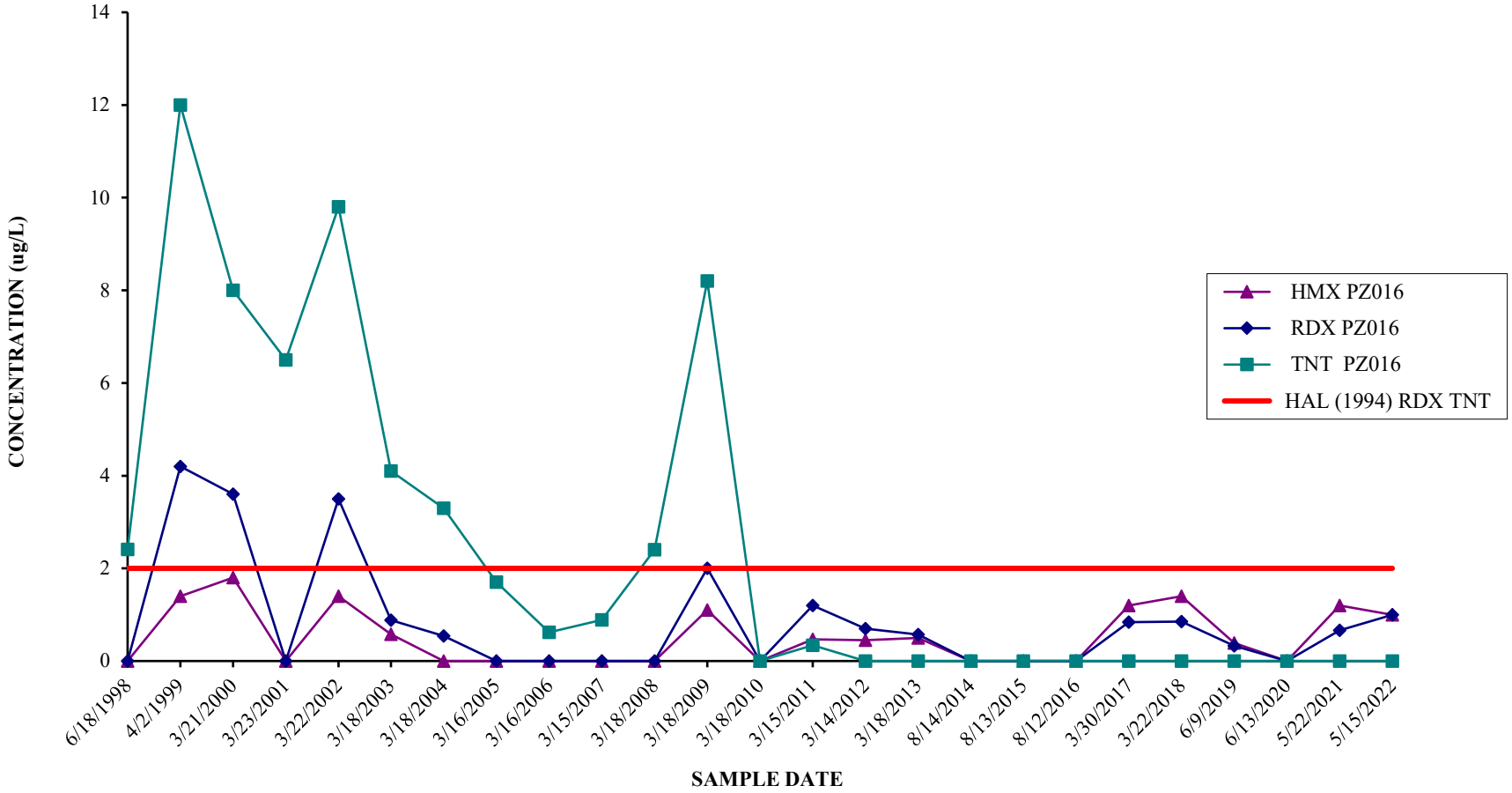

CORNHUSKER ARMY AMMUNITION PLANT
PIEZOMETER PZ017/PZ017R* - HMX, RDX, AND TNT

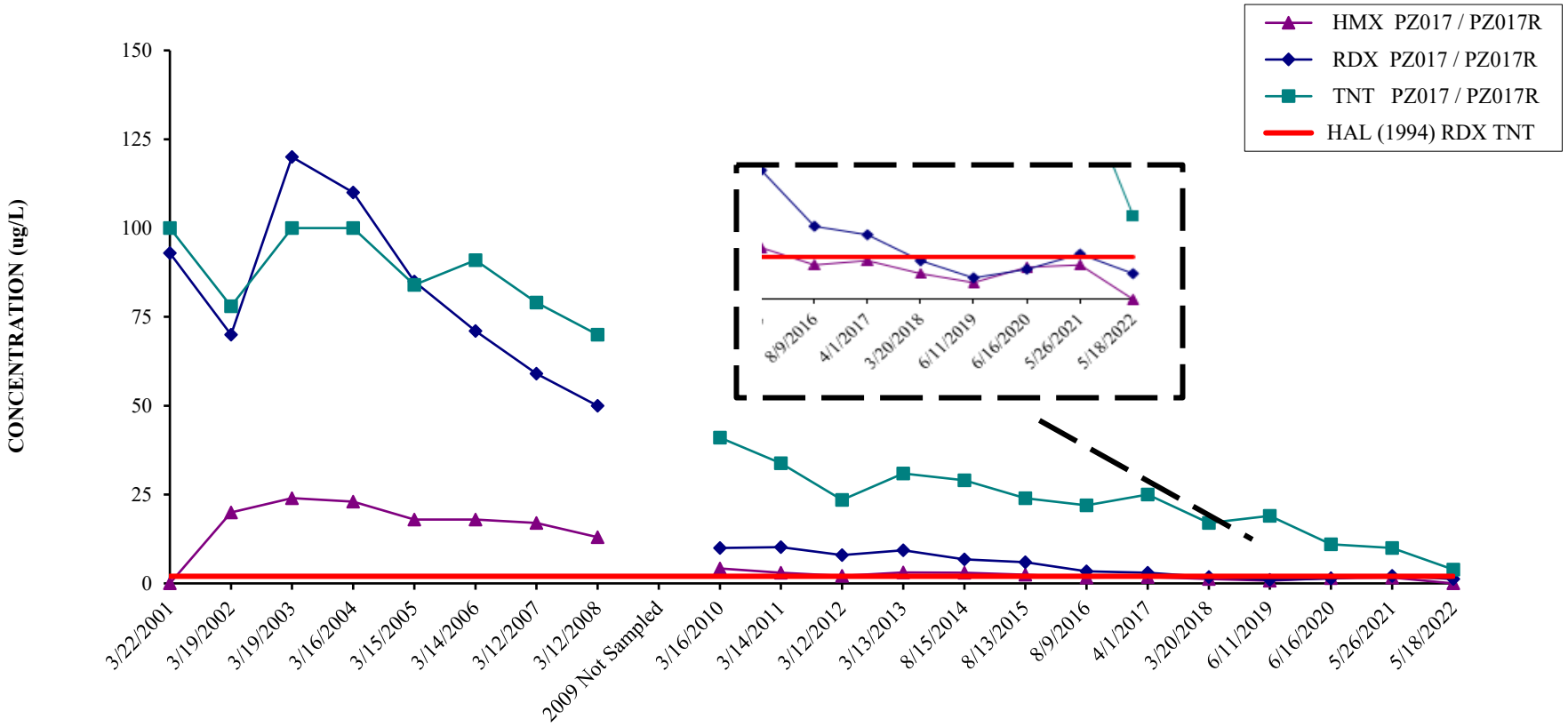

SAMPLE DATE

*** Piezometer PZ017 was abandonded and replaced by Piezometer PZ017R in November 2009.**

CORNHUSKER ARMY AMMUNITION PLANT
PIEZOMETER PZ018 - HMX, RDX, AND TNT

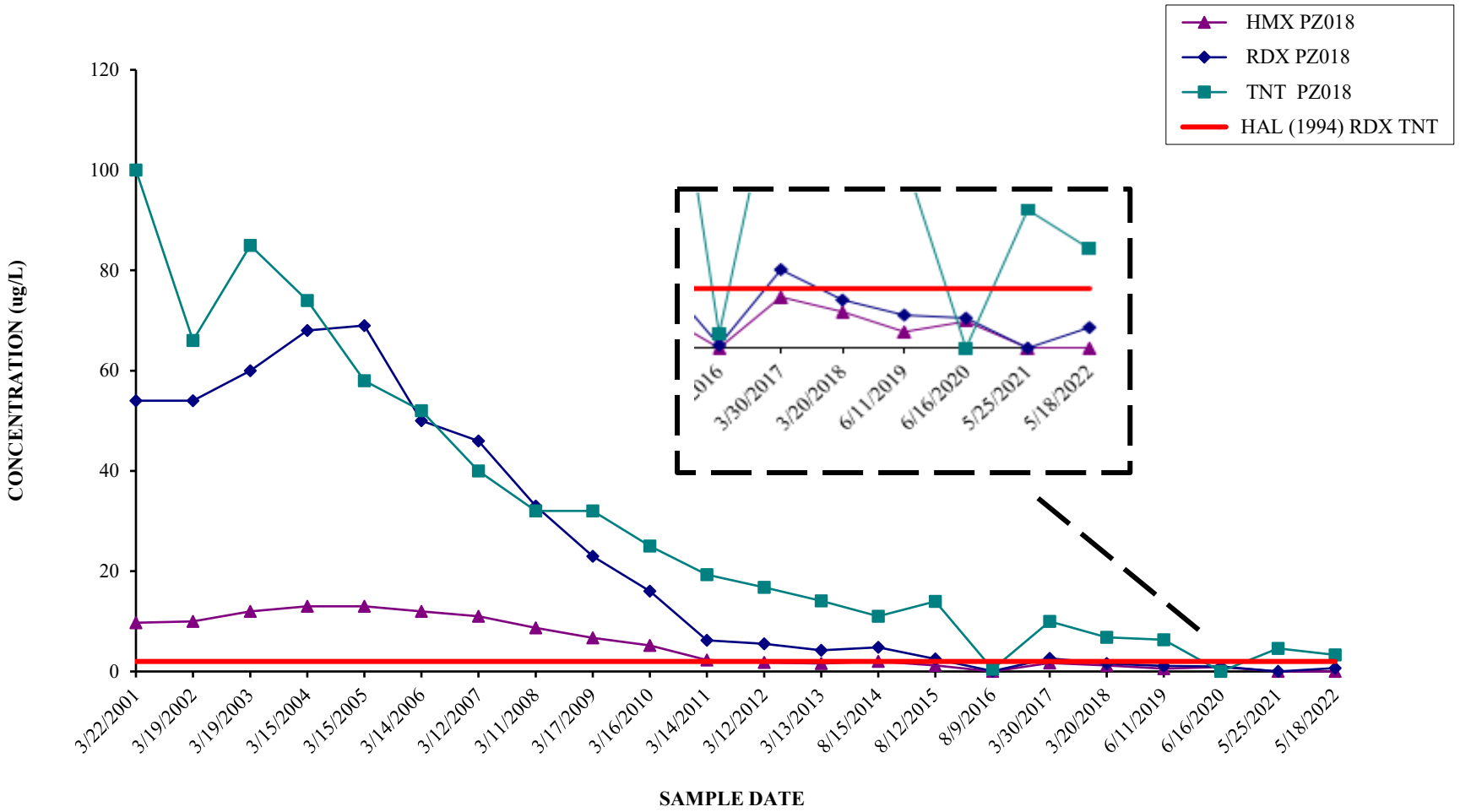

CORNHUSKER ARMY AMMUNITION PLANT
PIEZOMETER PZ019 - RDX

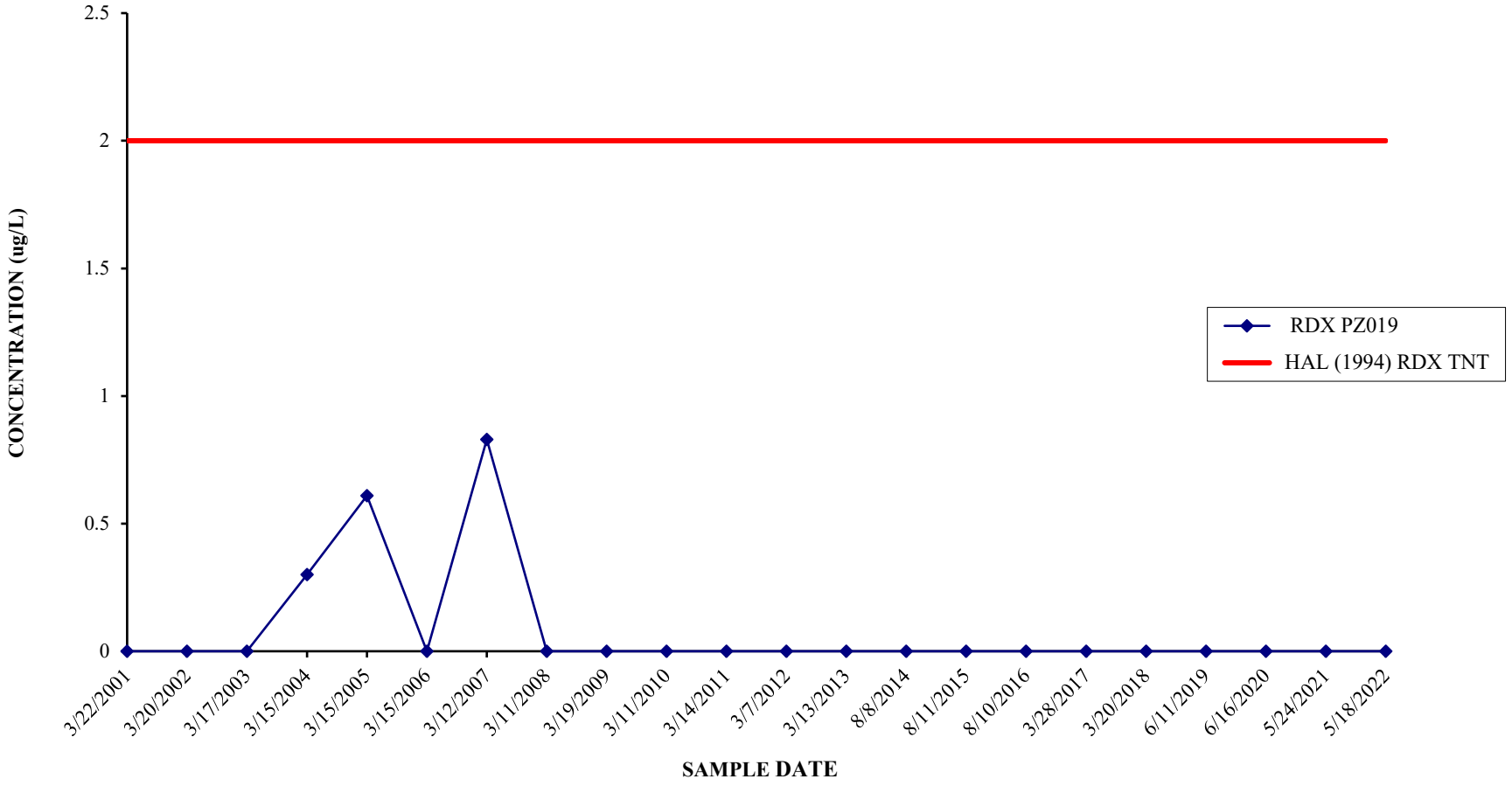

CORNHUSKER ARMY AMMUNITION PLANT
PIEZOMETER PZ020 - HMX, RDX, AND TNT

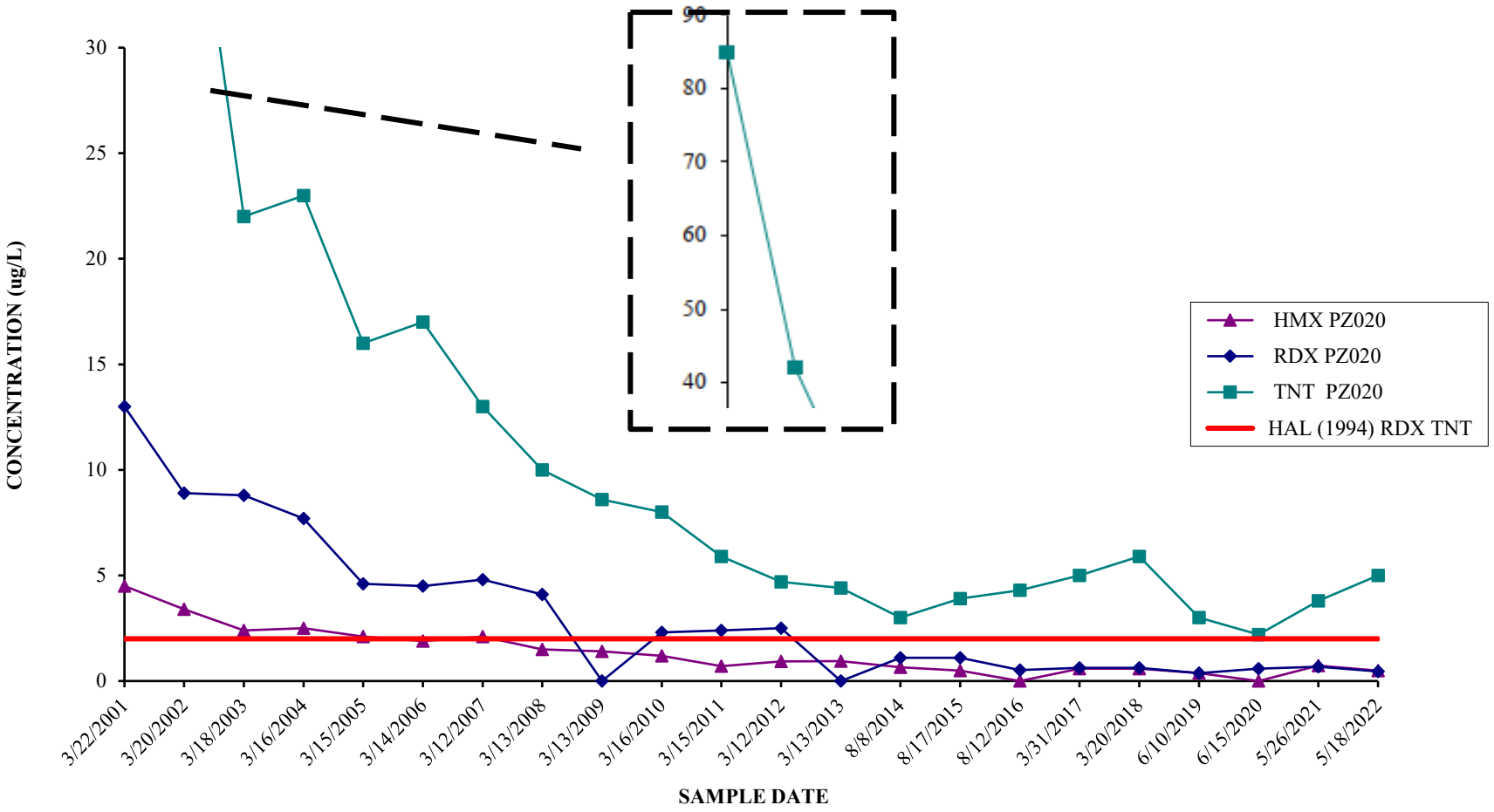

CORNHUSKER ARMY AMMUNITION PLANT
WELL NW011 - RDX

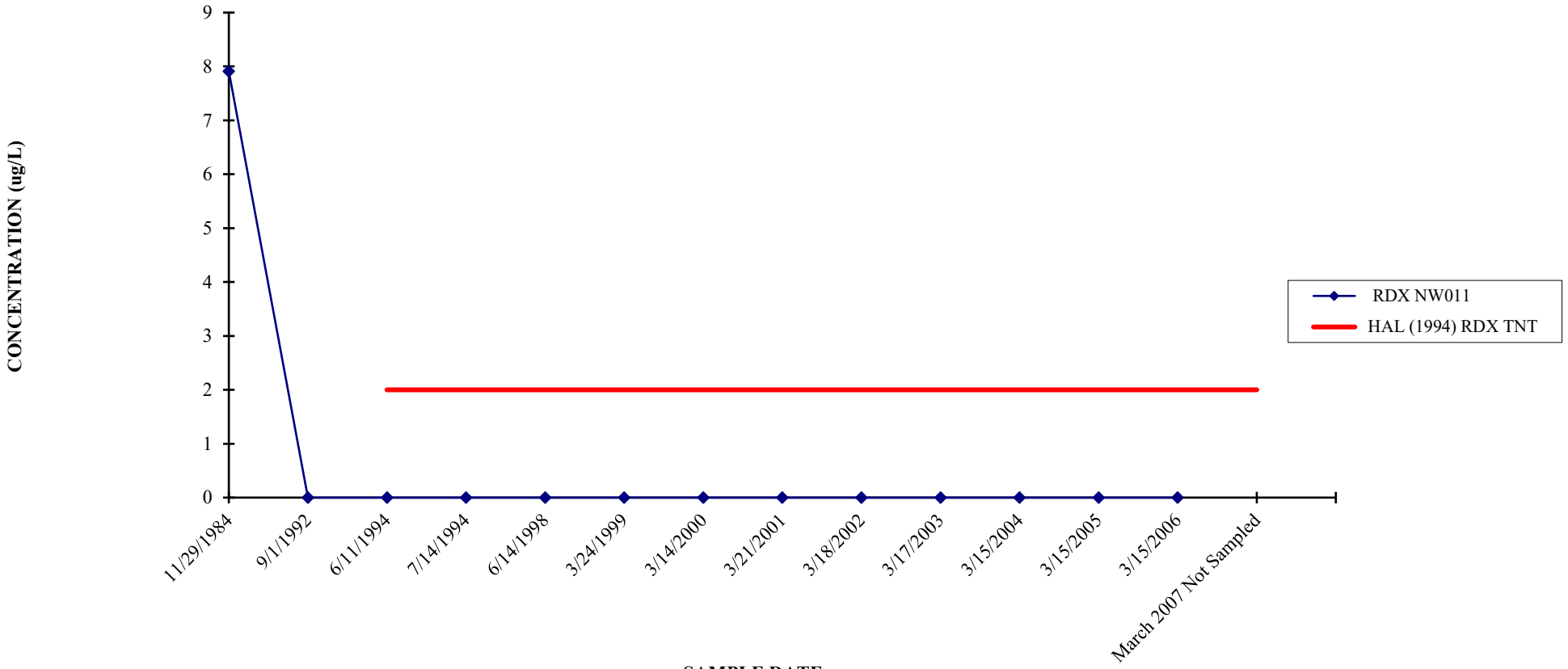

NOTE: Well NW011 was abandoned in 2008.

CORNHUSKER ARMY AMMUNITION PLANT
WELL NW020 - HMX, RDX, AND TNT

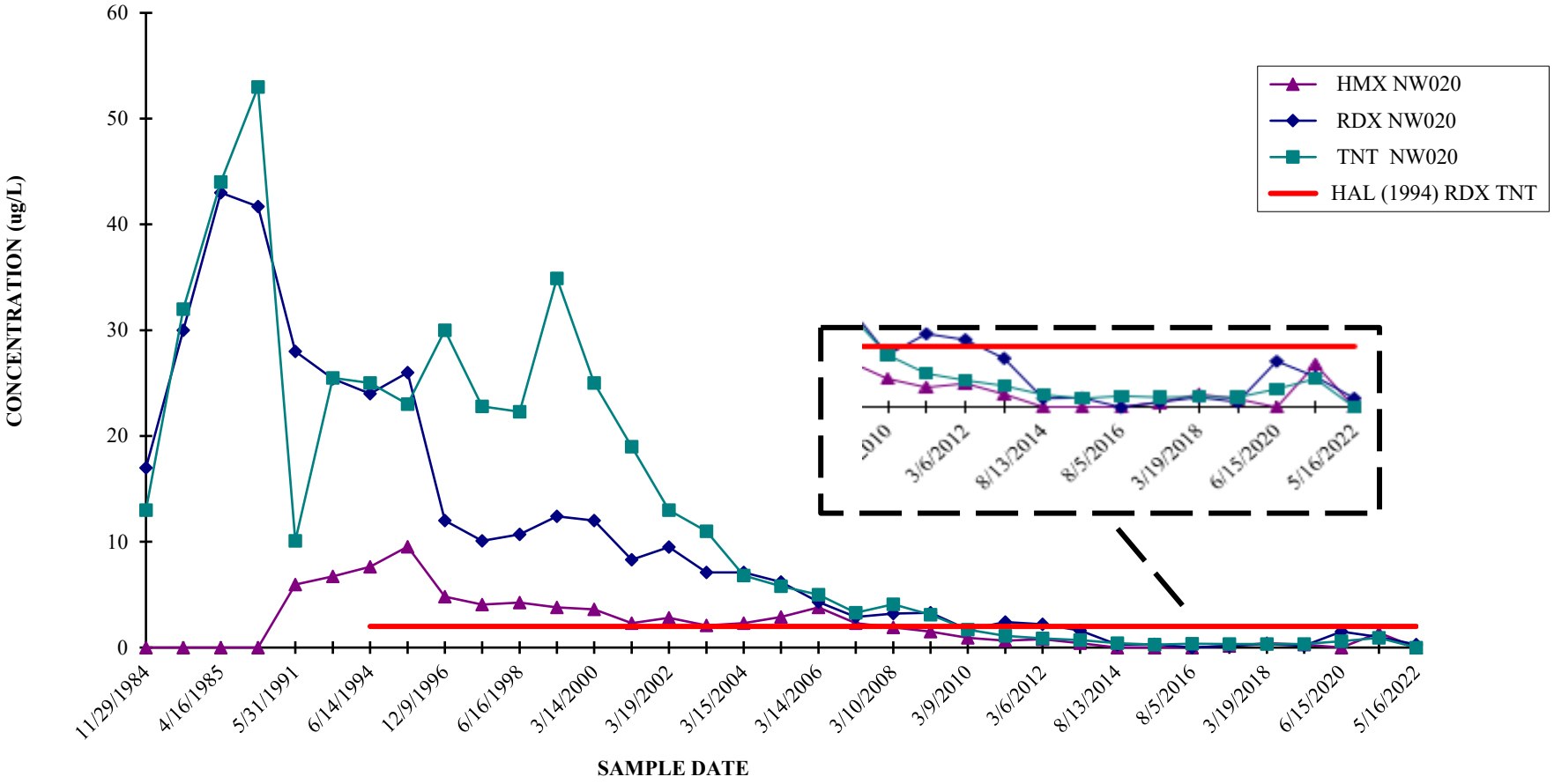

CORNHUSKER ARMY AMMUNITION PLANT
WELL NW021 - HMX, RDX, AND TNT

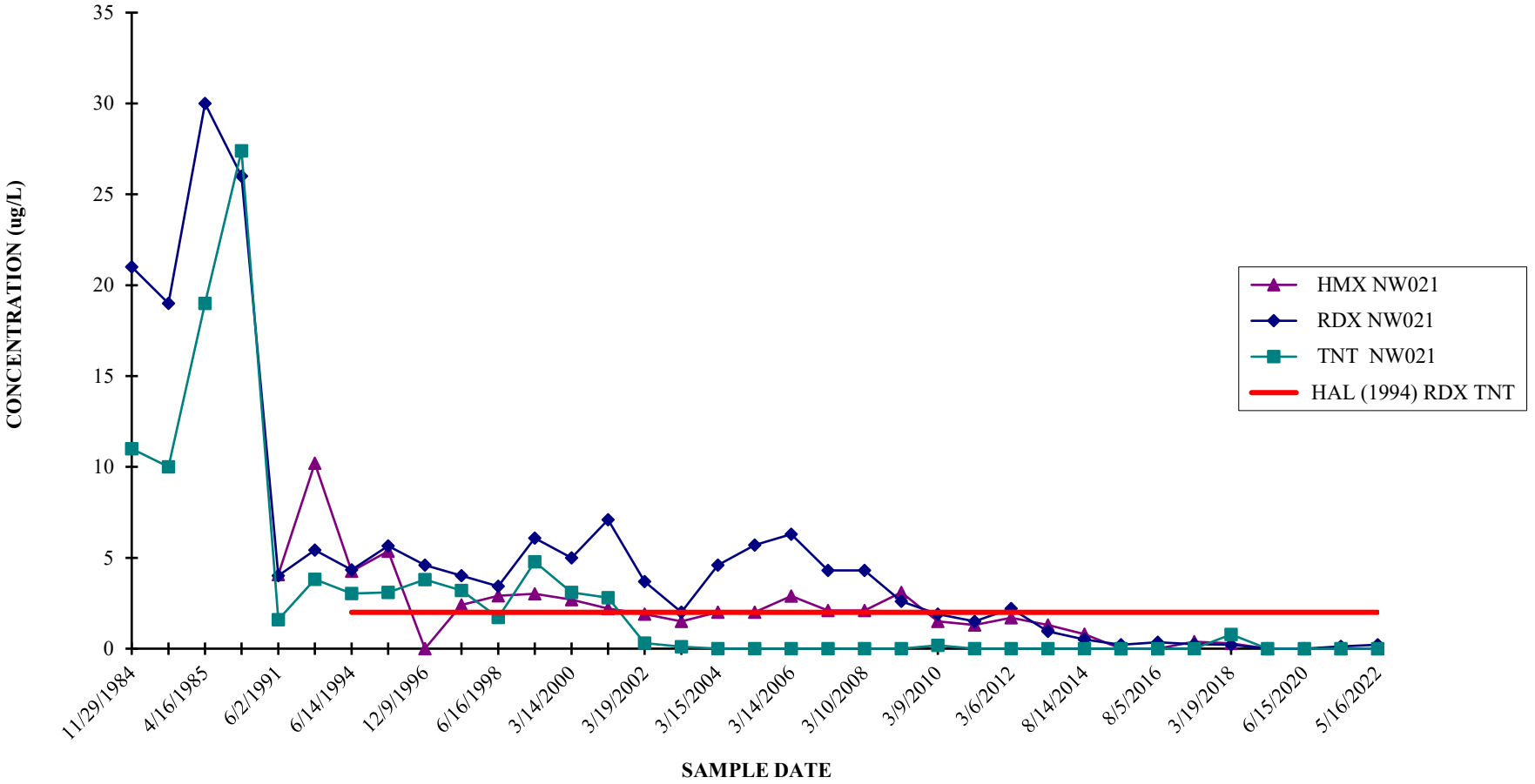

CORNHUSKER ARMY AMMUNITION PLANT
WELL NW022 - HMX, RDX, AND TNT

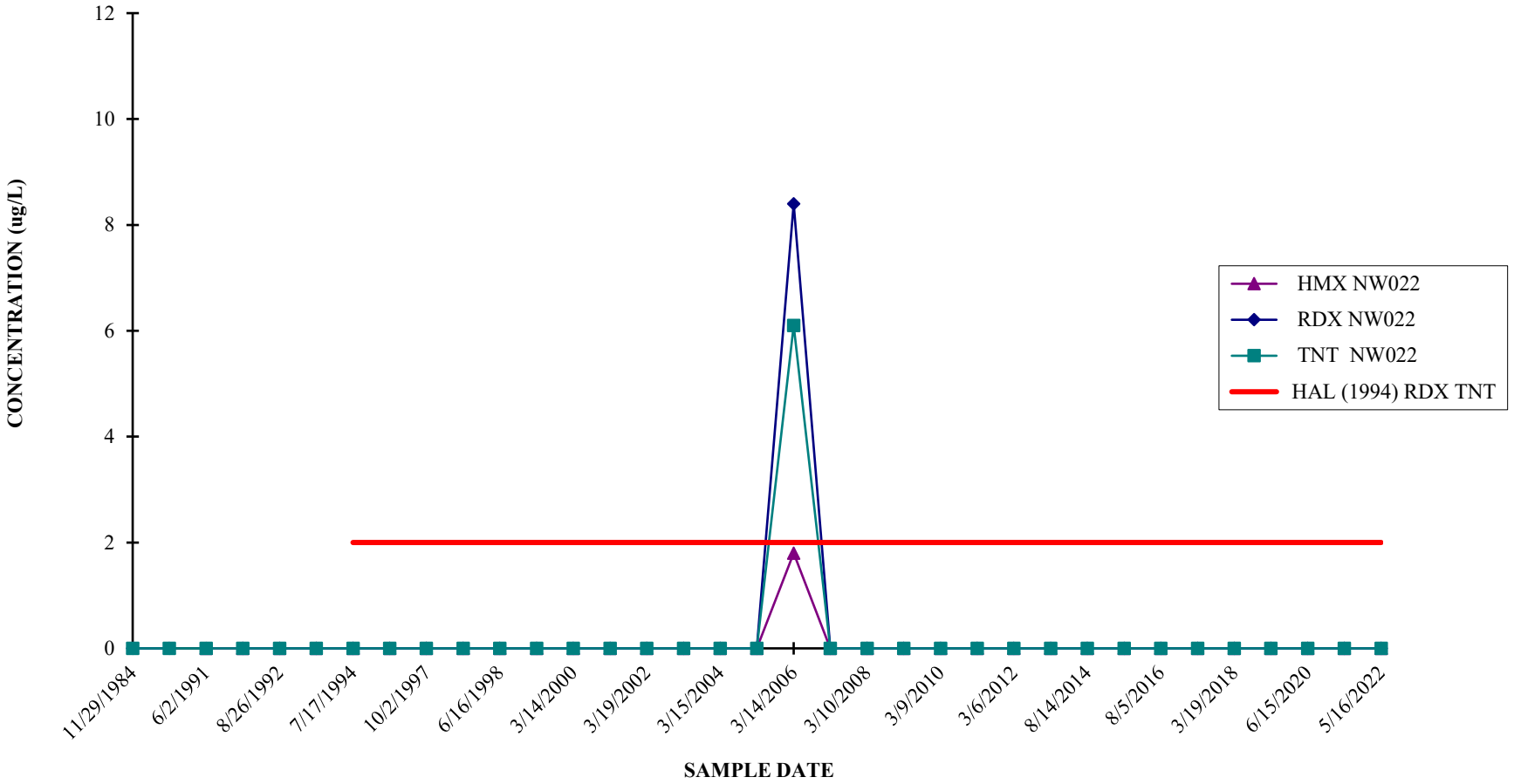

CORNHUSKER ARMY AMMUNITION PLANT
WELL NW030 - HMX AND RDX

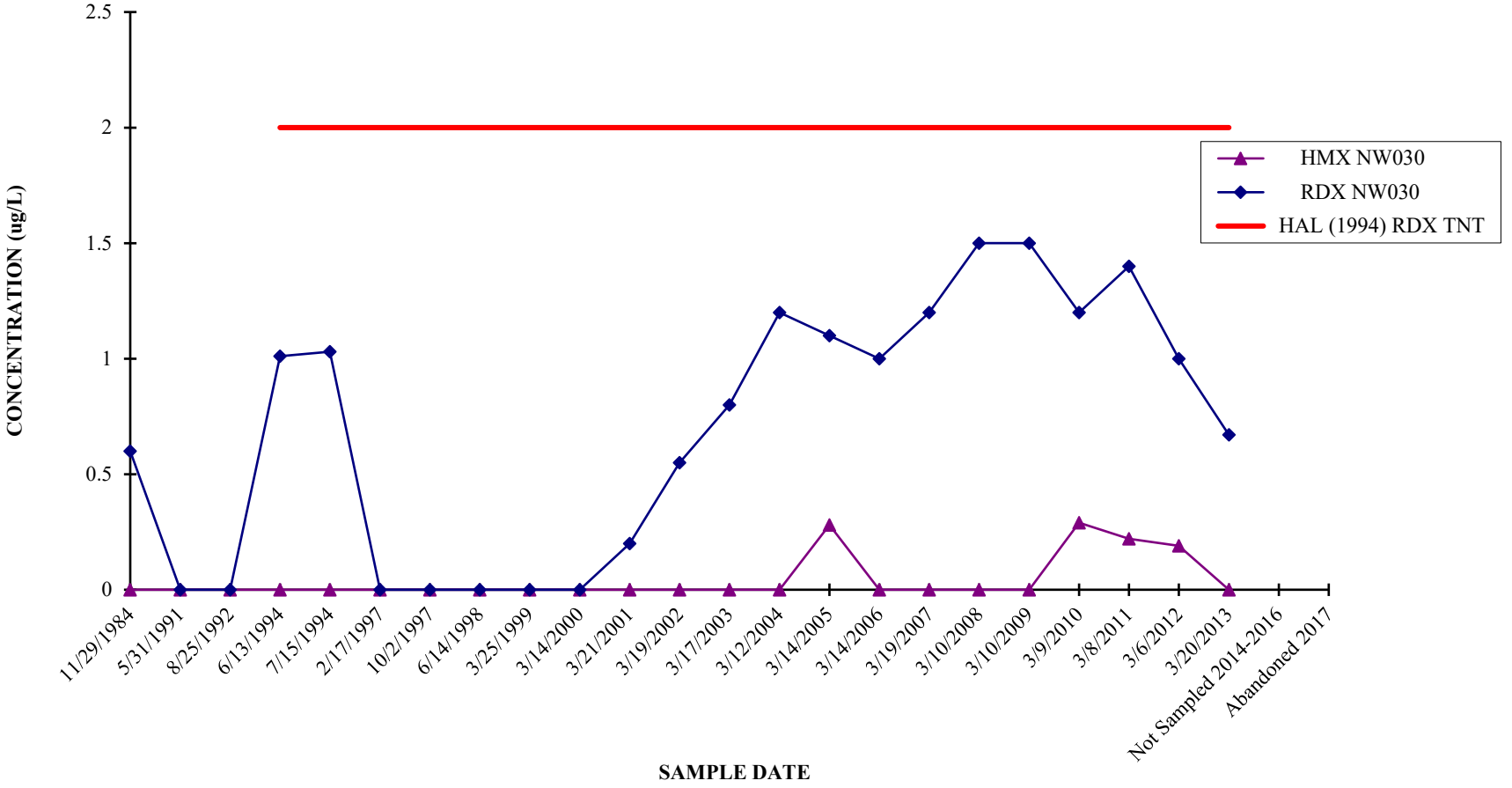

CORNHUSKER ARMY AMMUNITION PLANT
WELL NW031 - RDX

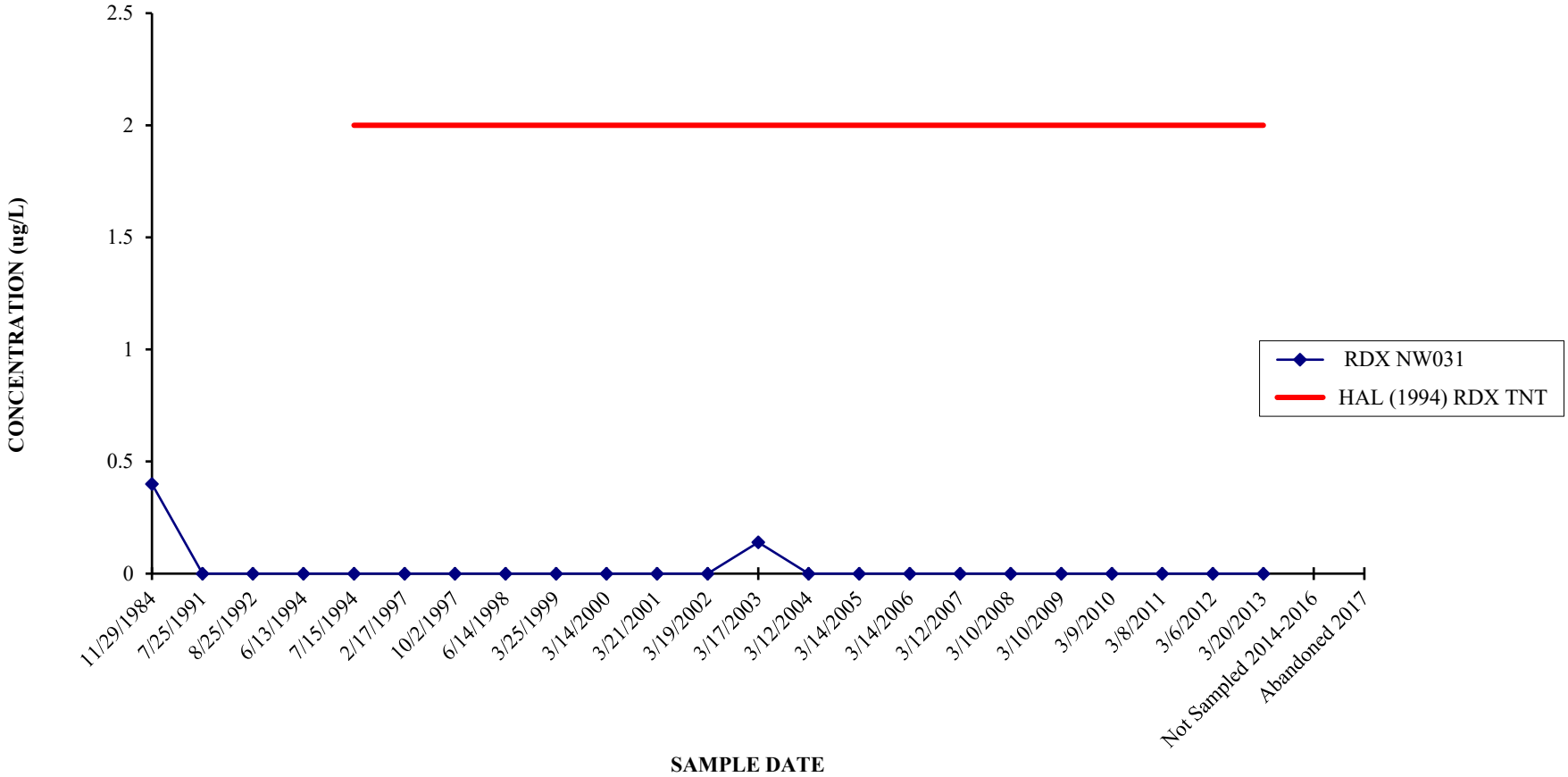

CORNHUSKER ARMY AMMUNITION PLANT
WELL NW040 - RDX

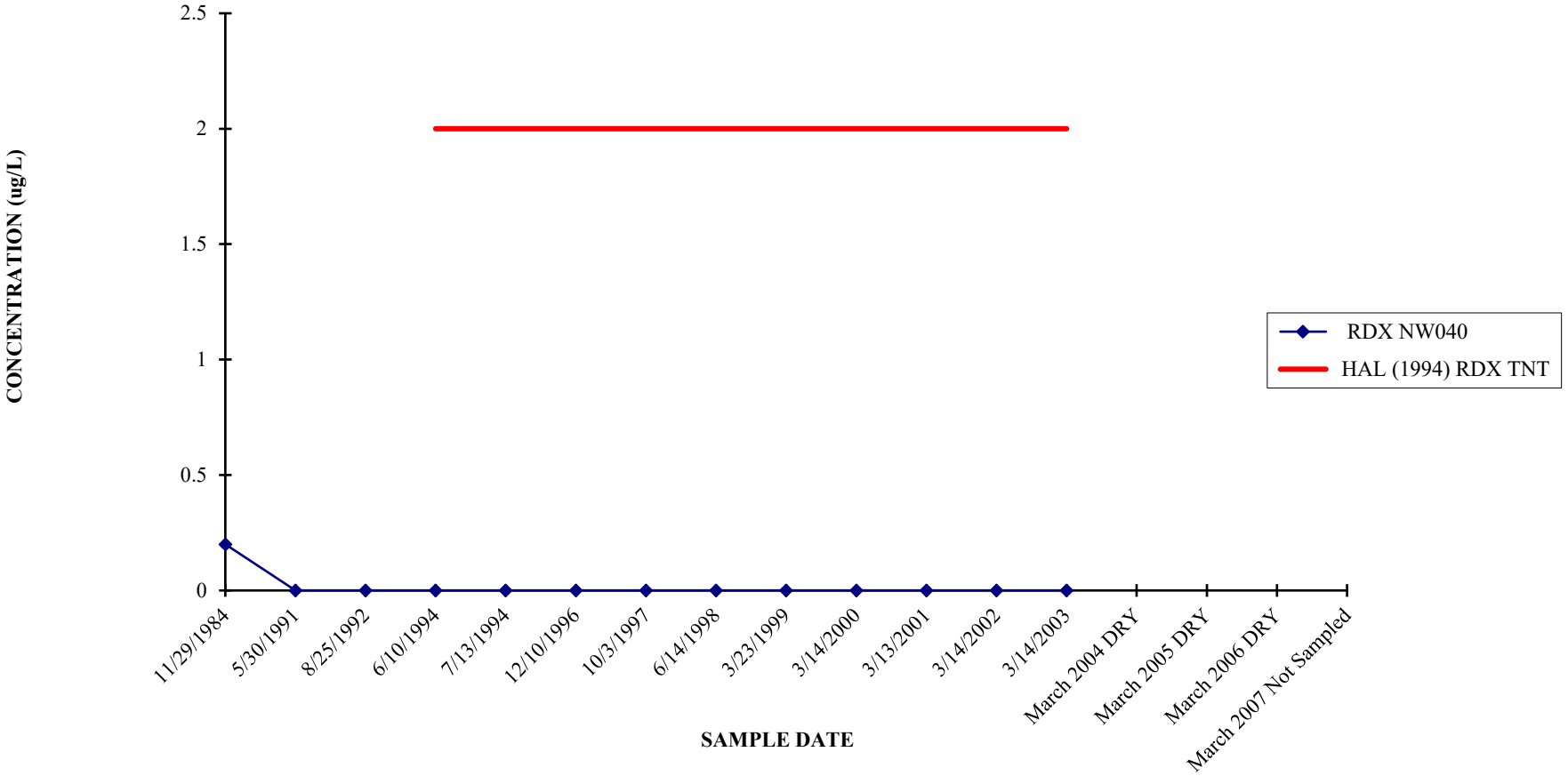

NOTE: Well NW040 was abandoned in 2008.

CORNHUSKER ARMY AMMUNITION PLANT
WELL NW041 - RDX

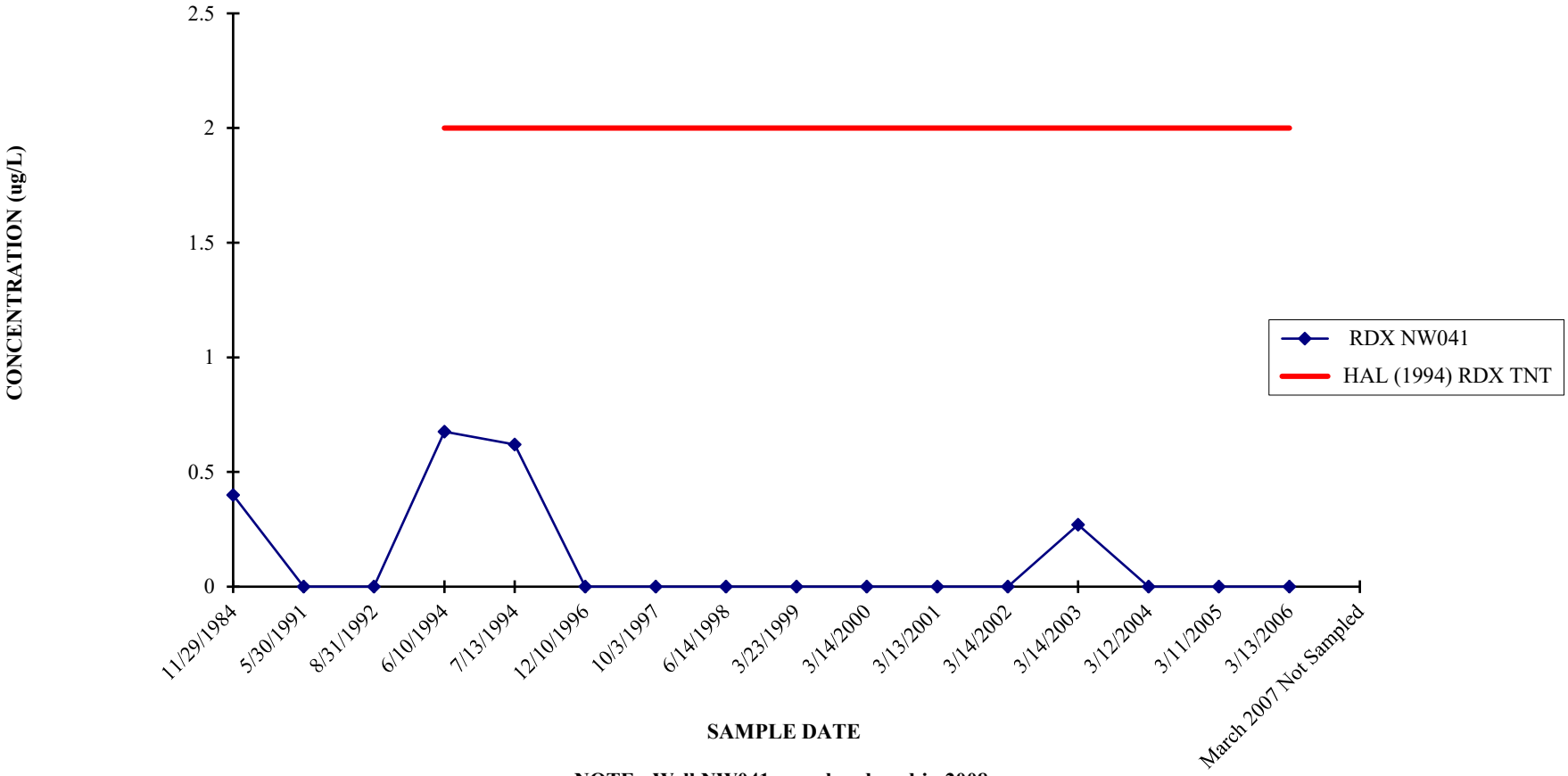

NOTE: Well NW041 was abandoned in 2008.

CORNHUSKER ARMY AMMUNITION PLANT
WELL NW050 - HMX AND RDX

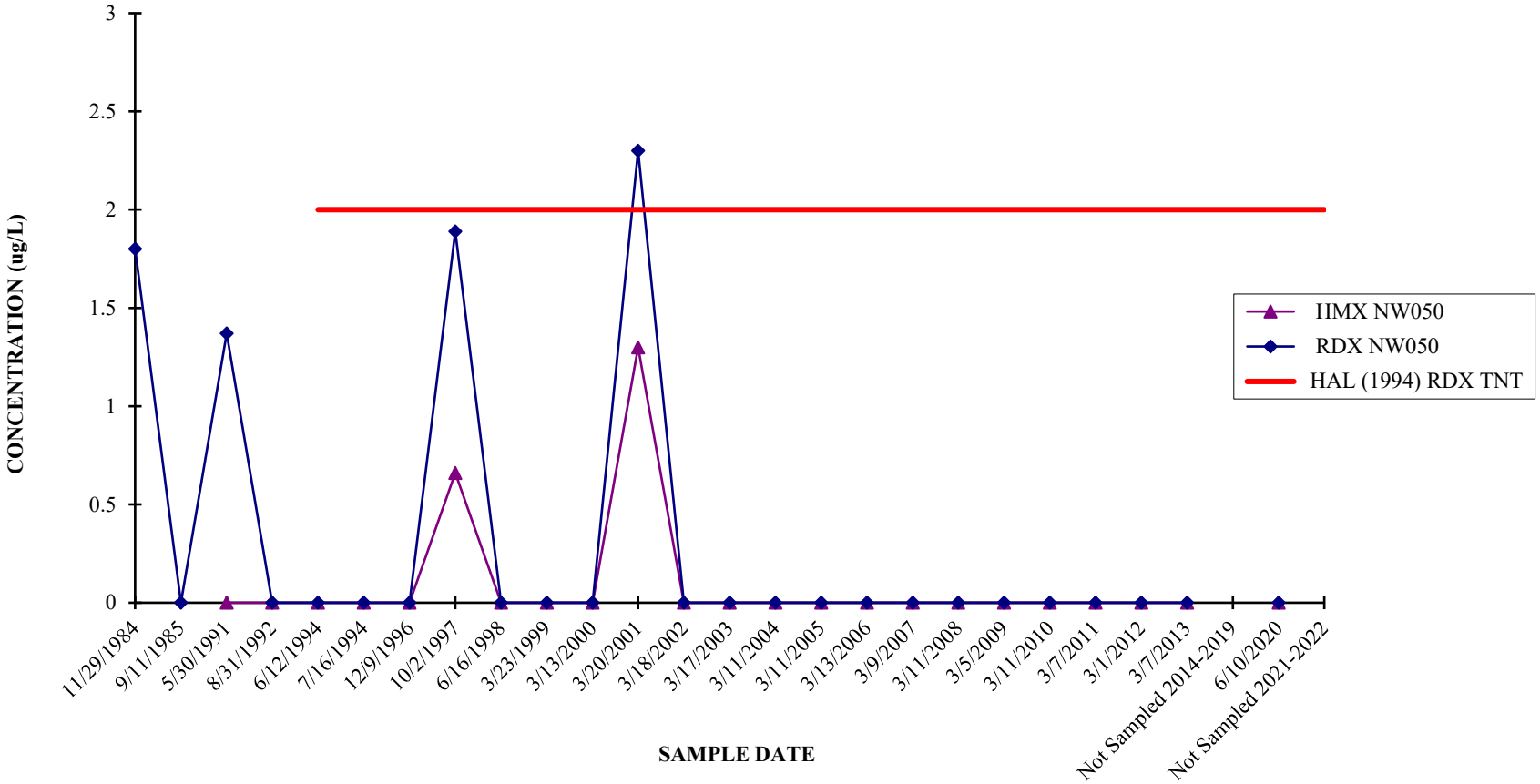

CORNHUSKER ARMY AMMUNITION PLANT
WELL NW051 - HMX AND RDX

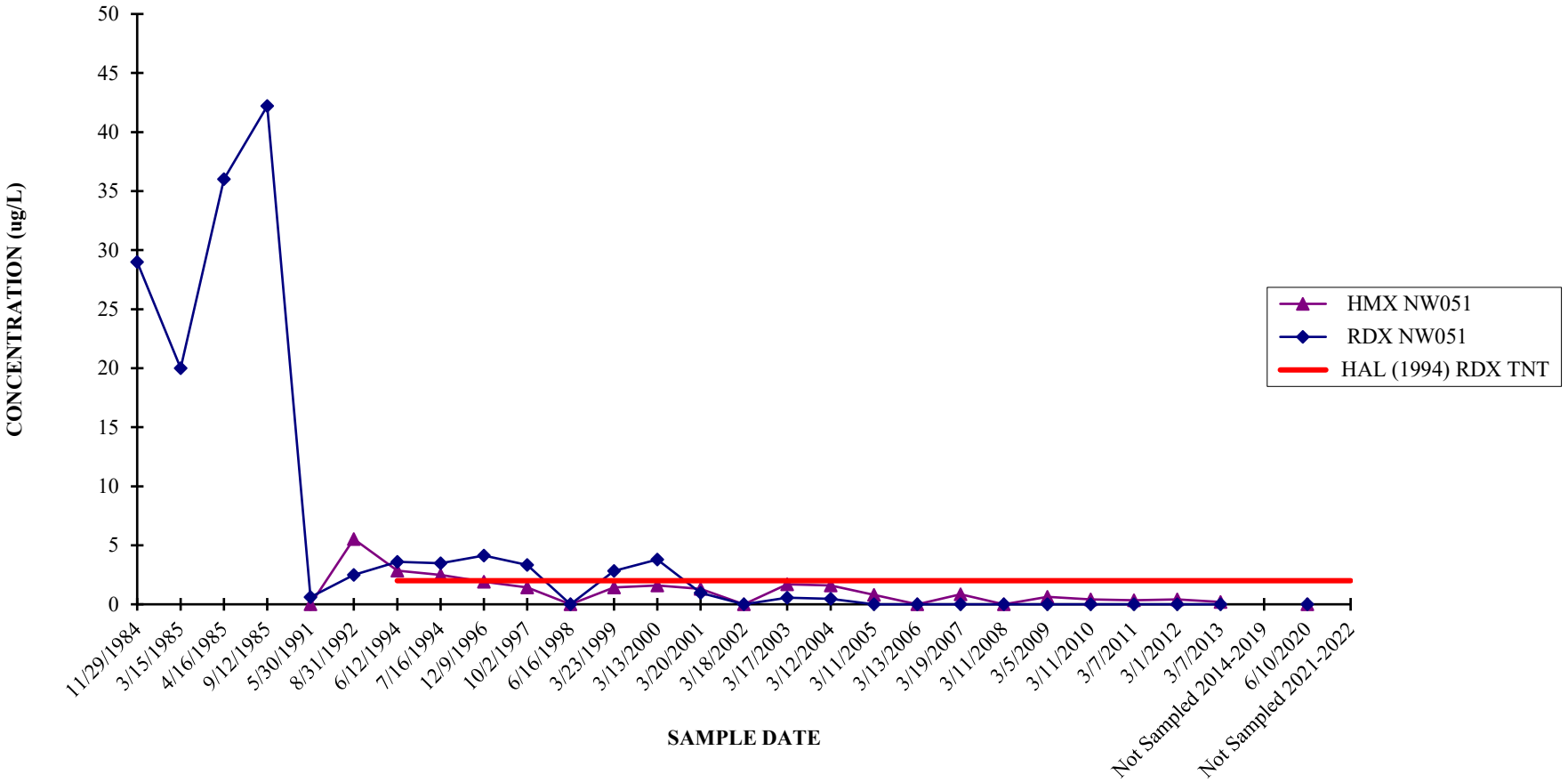

CORNHUSKER ARMY AMMUNITION PLANT
WELL NW052 - TNT

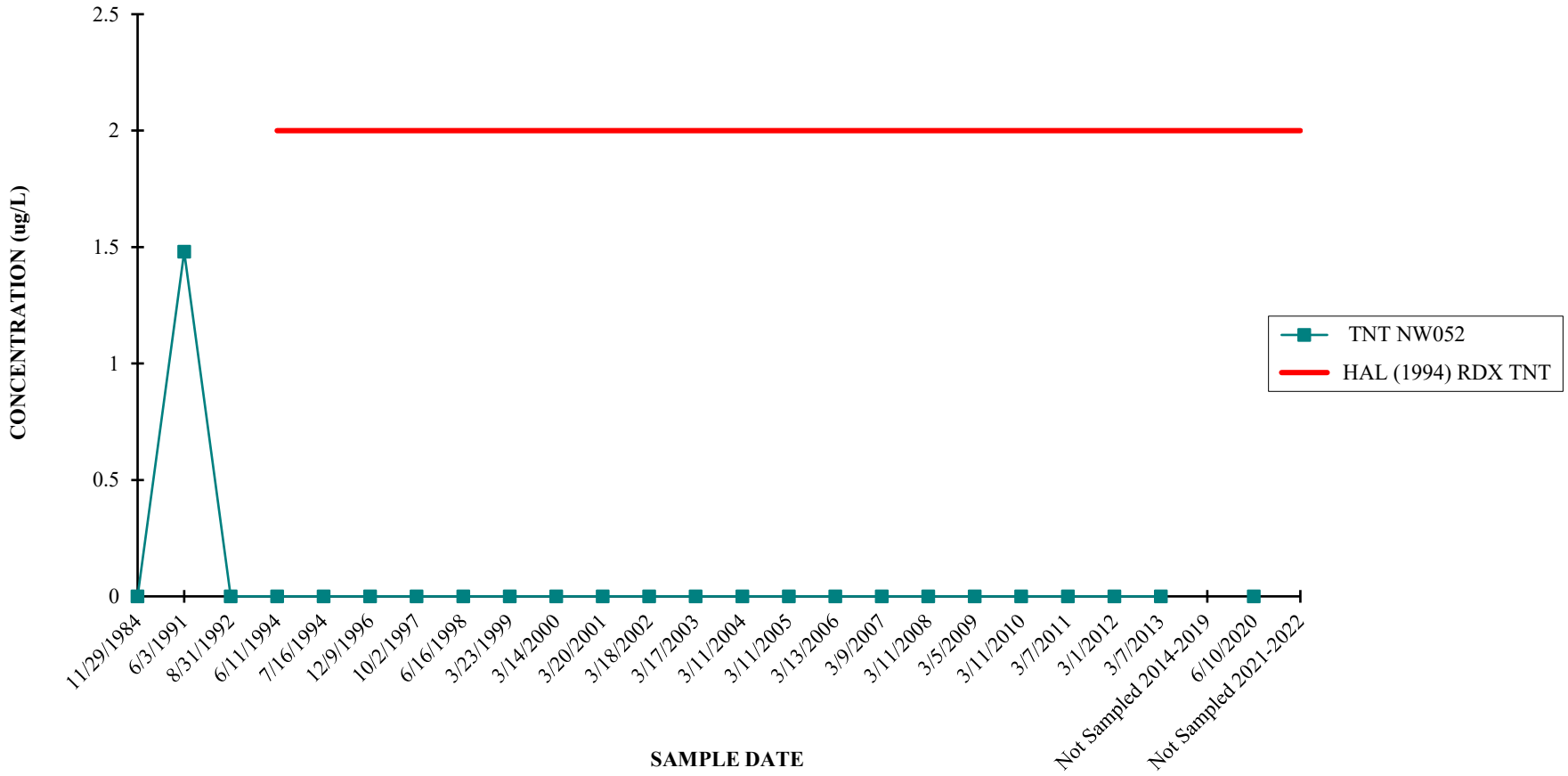

CORNHUSKER ARMY AMMUNITION PLANT
WELL NW061 - RDX

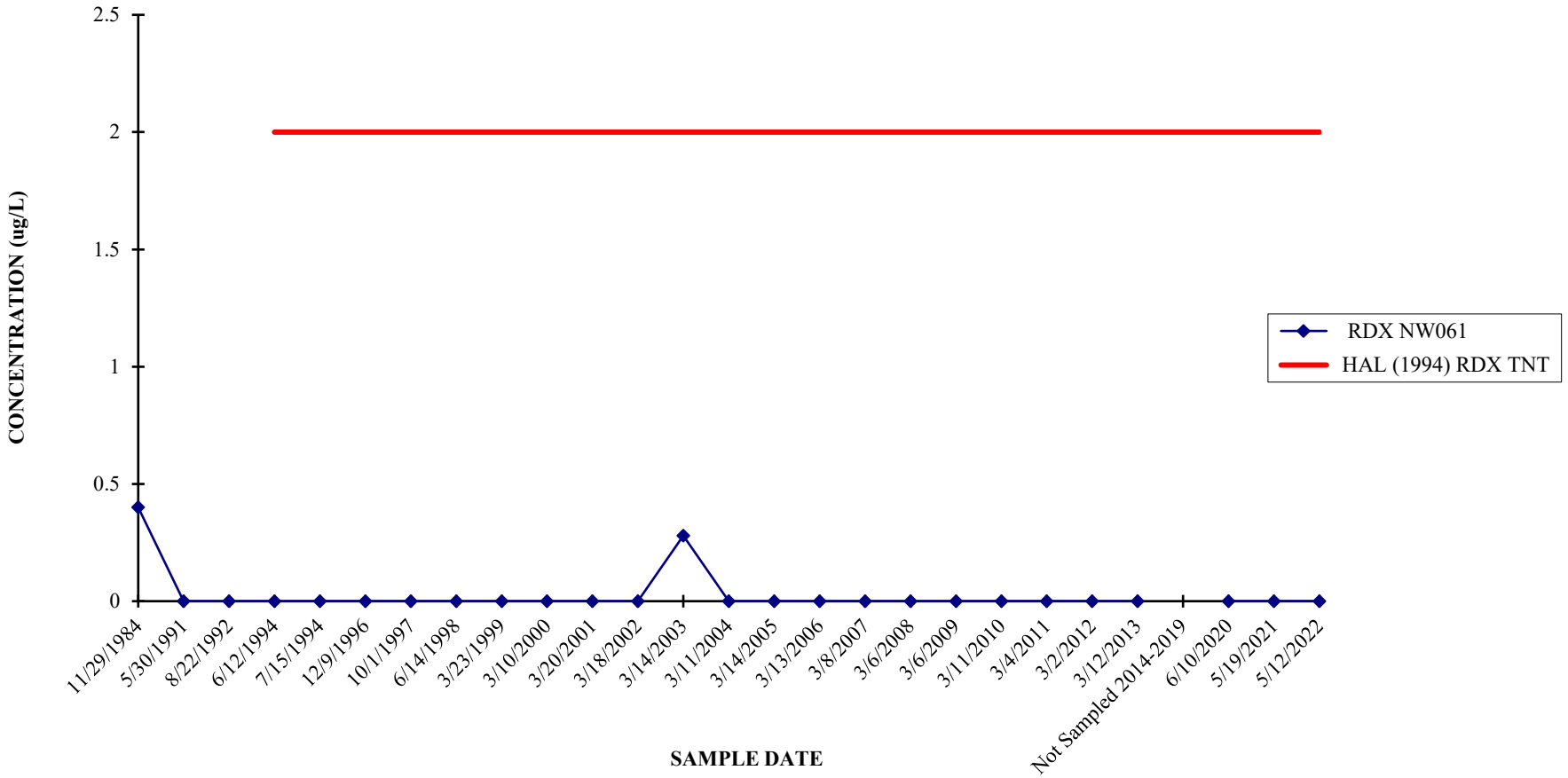

CORNHUSKER ARMY AMMUNITION PLANT
WELL NW062 - RDX

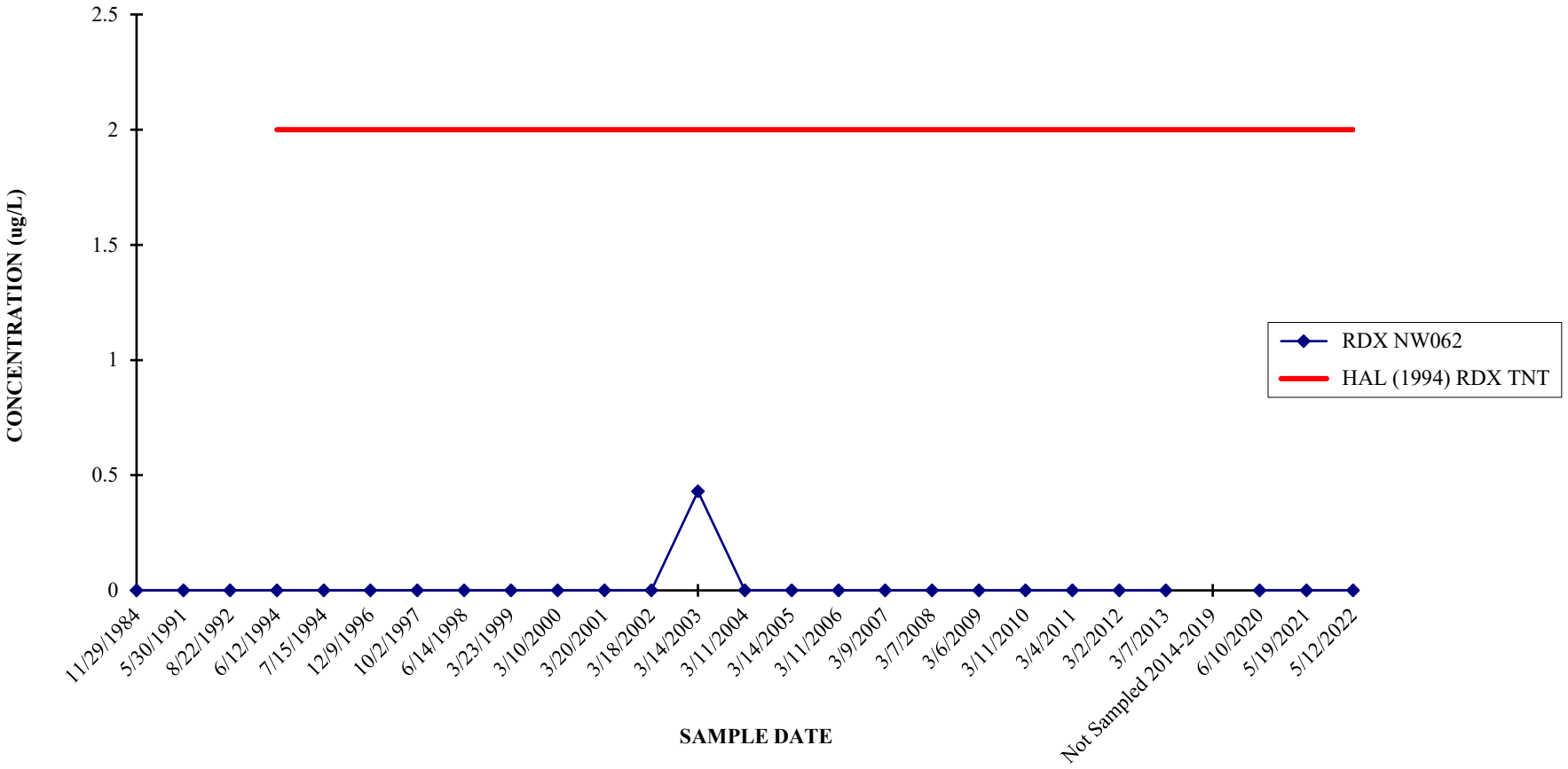

CORNHUSKER ARMY AMMUNITION PLANT
WELL NW070 - RDX

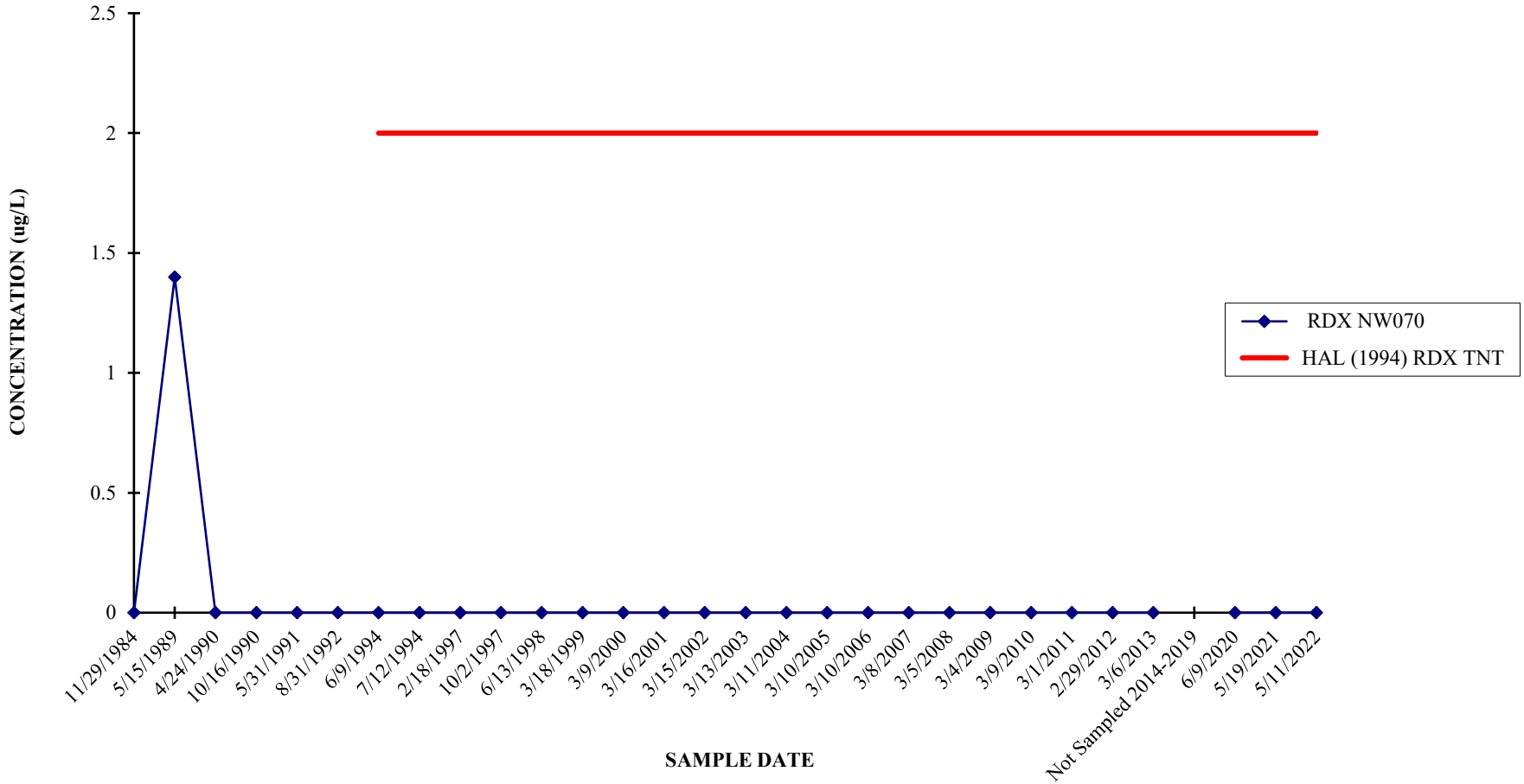

CORNHUSKER ARMY AMMUNITION PLANT
WELL NW071 - RDX

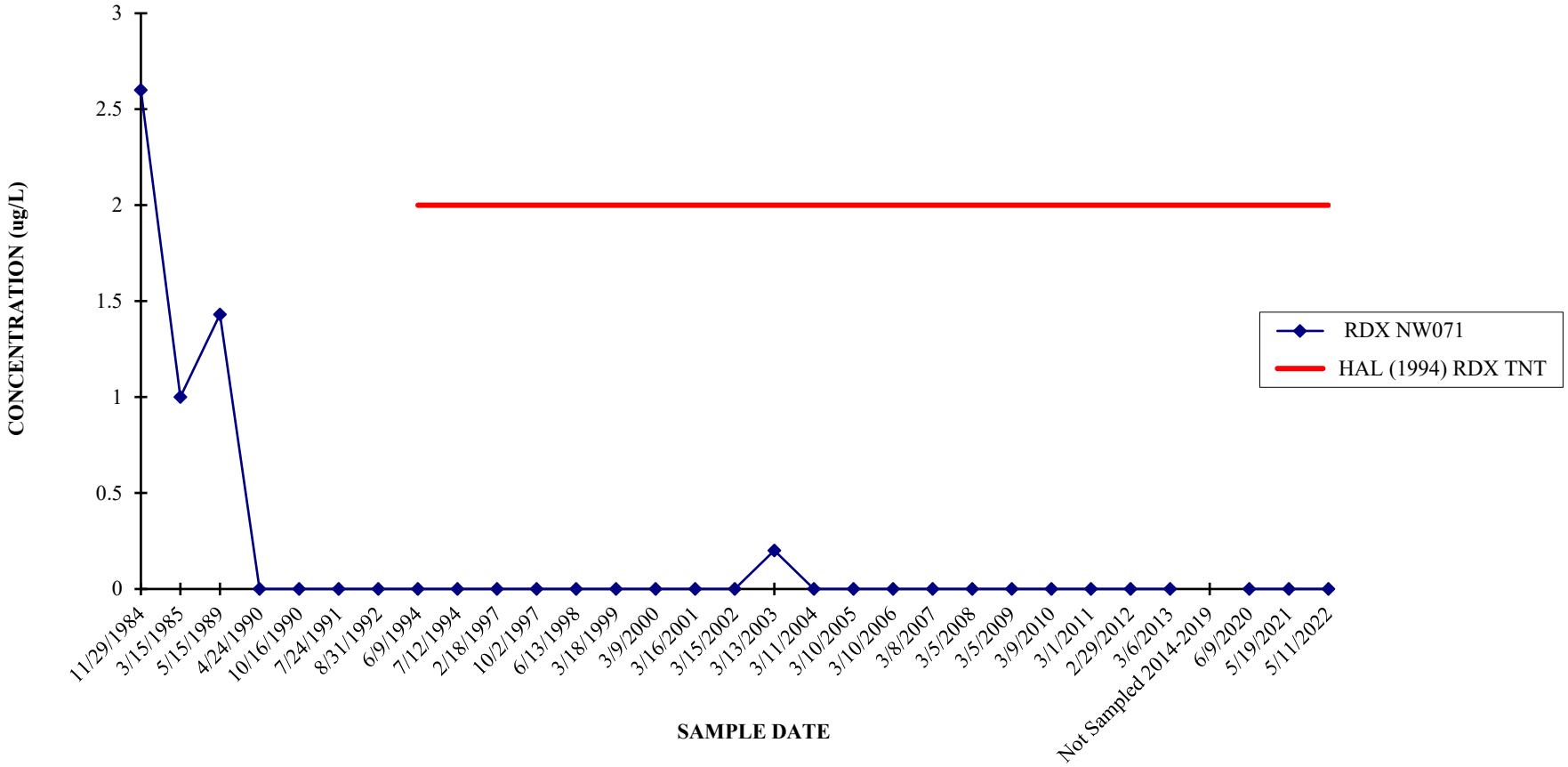

CORNHUSKER ARMY AMMUNITION PLANT
WELL NW080 - HMX AND RDX

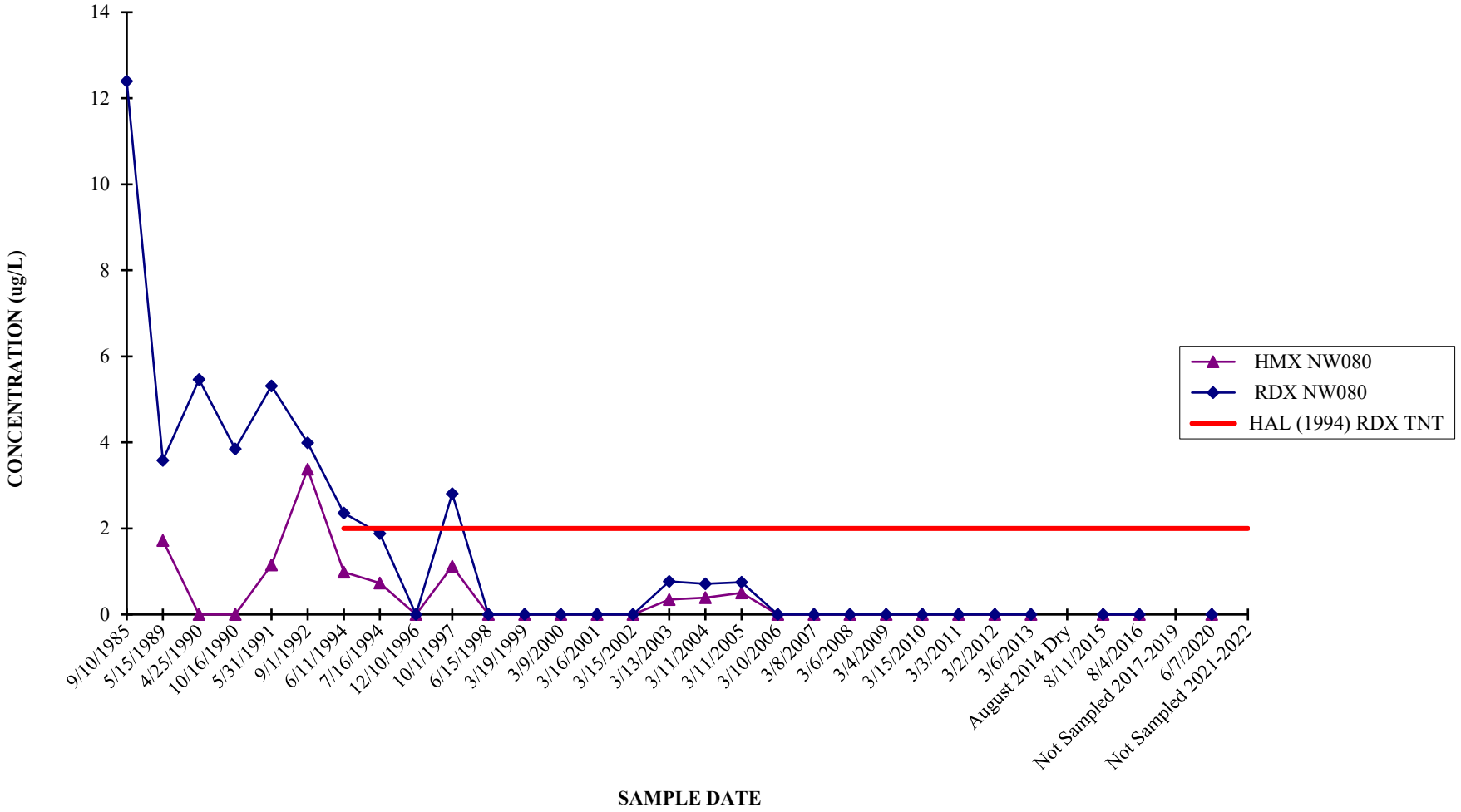

CORNHUSKER ARMY AMMUNITION PLANT
WELL NW081/NW081R* - HMX AND RDX

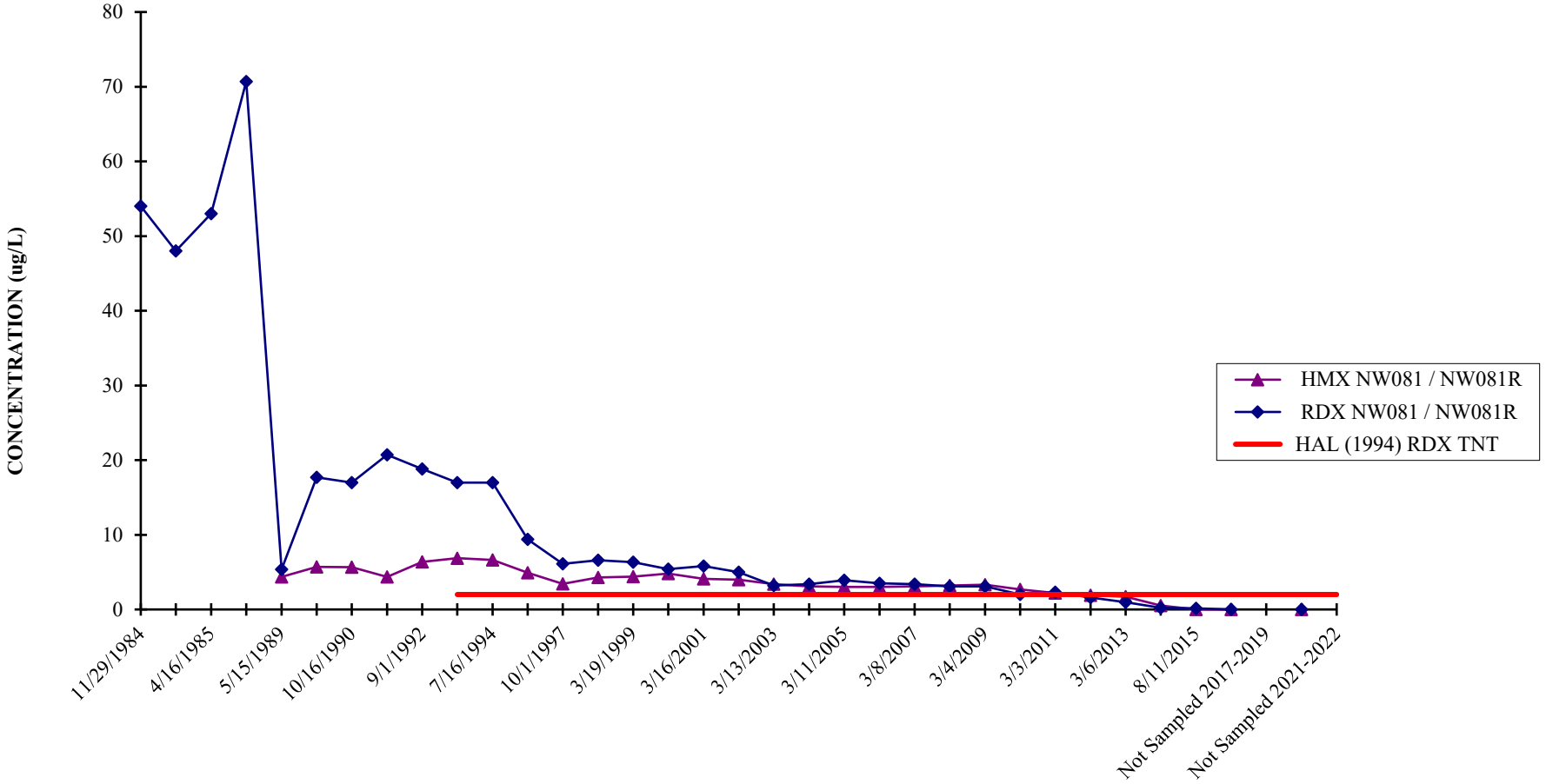

CORNHUSKER ARMY AMMUNITION PLANT
WELL NW082/NW082R* - HMX AND RDX

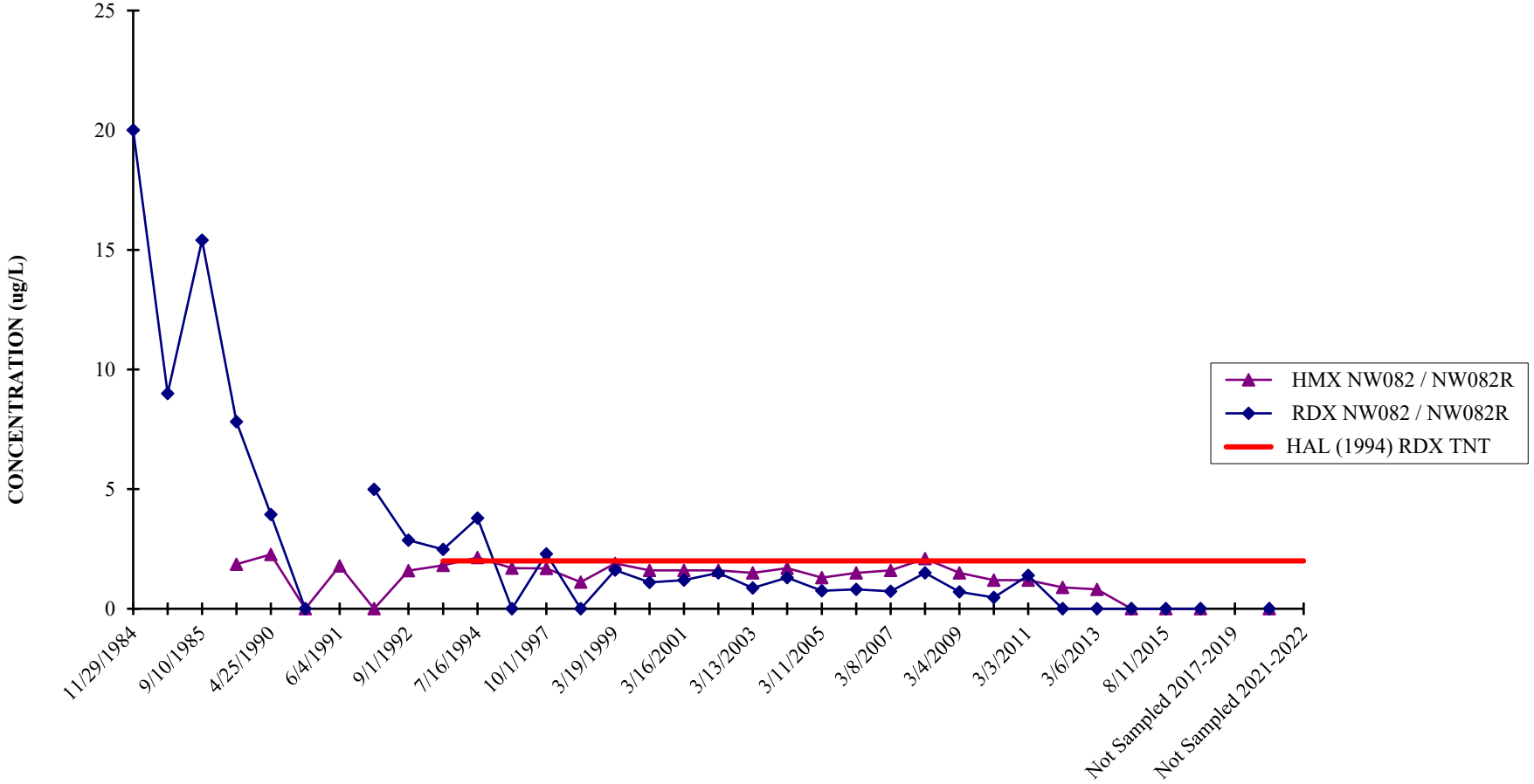

SAMPLE DATE

*** Well NW082 was abandoned and replaced by well NW082R in April 2012**

CORNHUSKER ARMY AMMUNITION PLANT
WELL NW100 - RDX

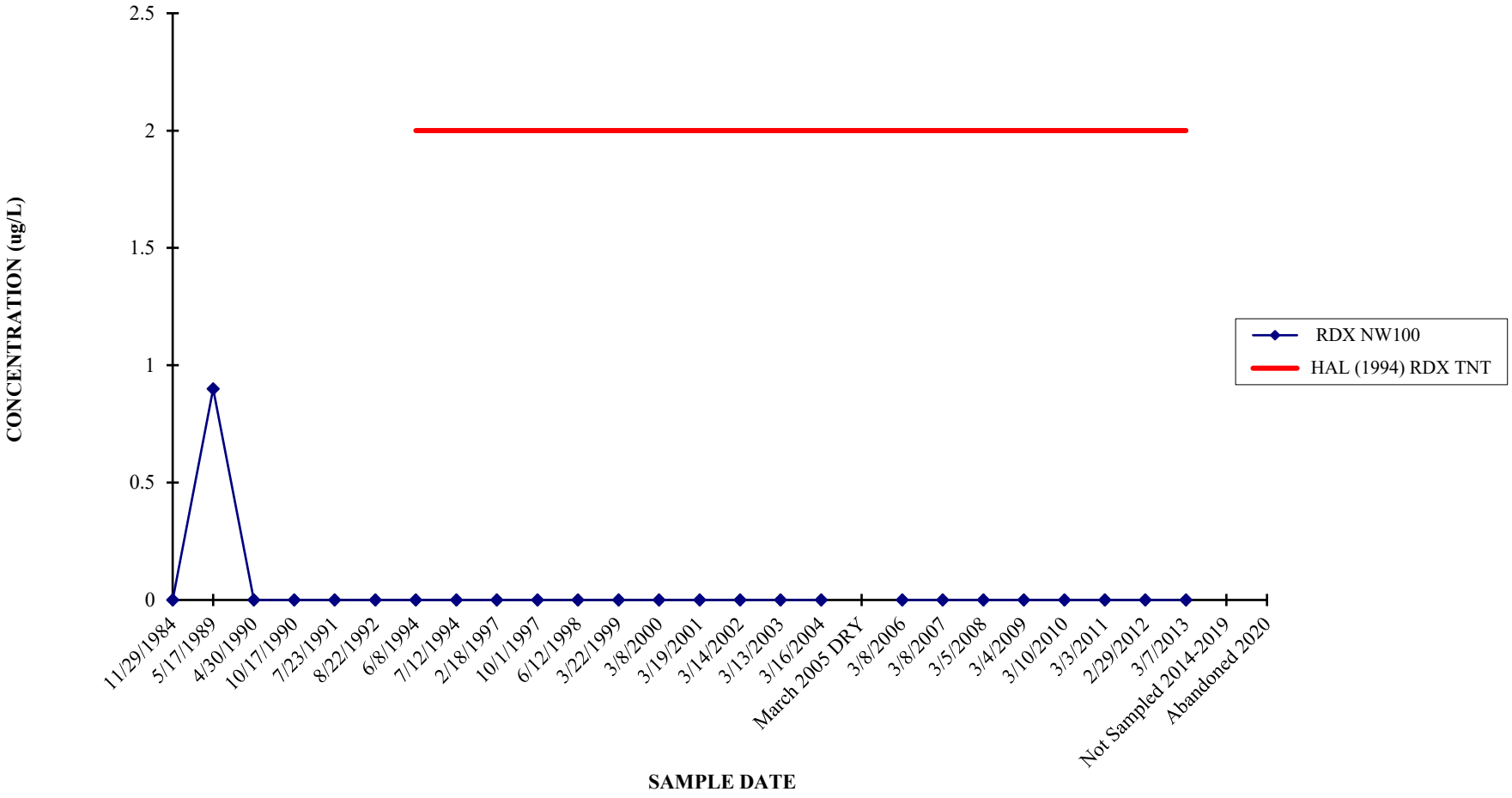

CORNHUSKER ARMY AMMUNITION PLANT
WELL NW101 - HMX AND RDX

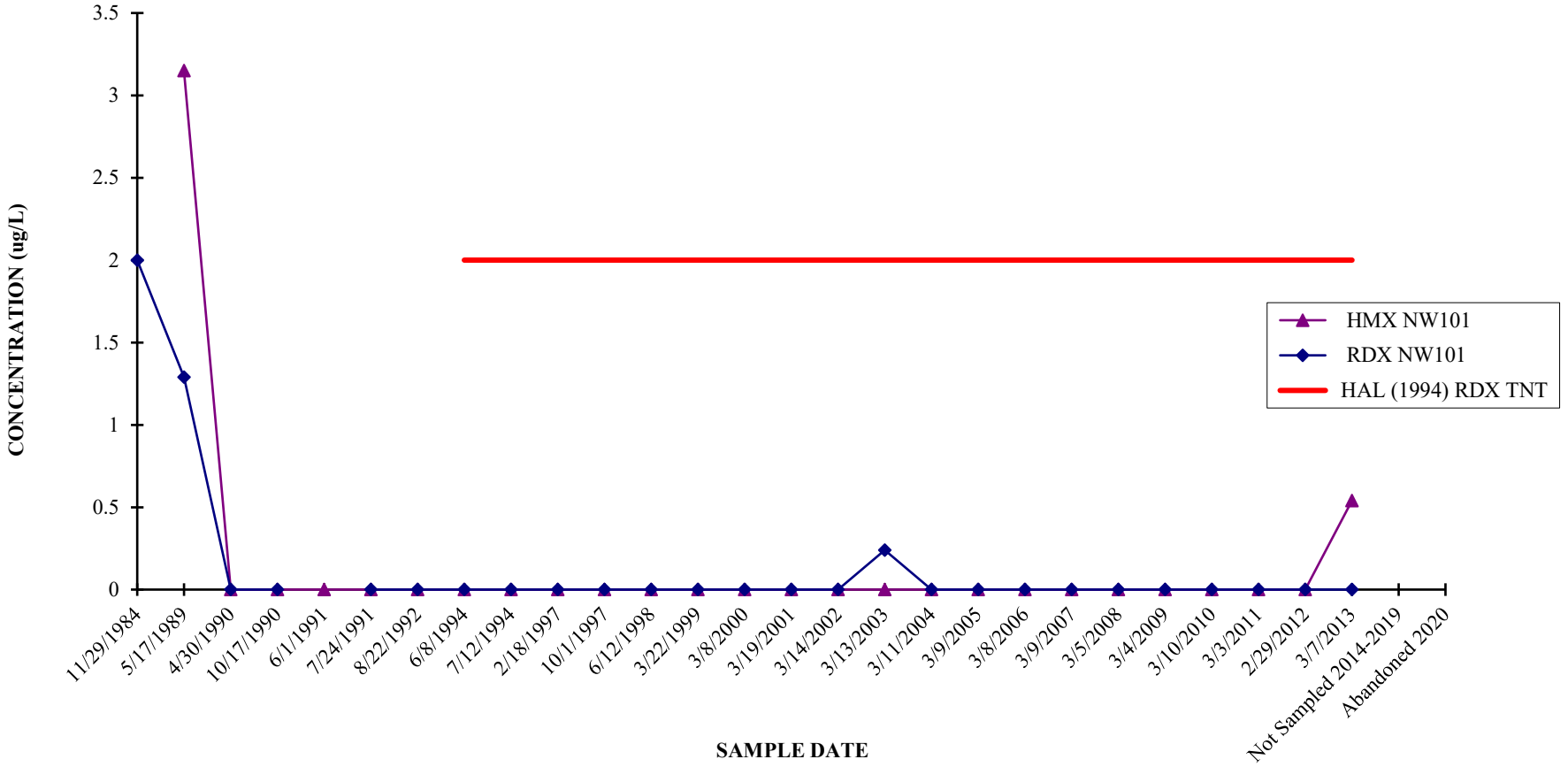

CORNHUSKER ARMY AMMUNITION PLANT
WELL NW102 - RDX

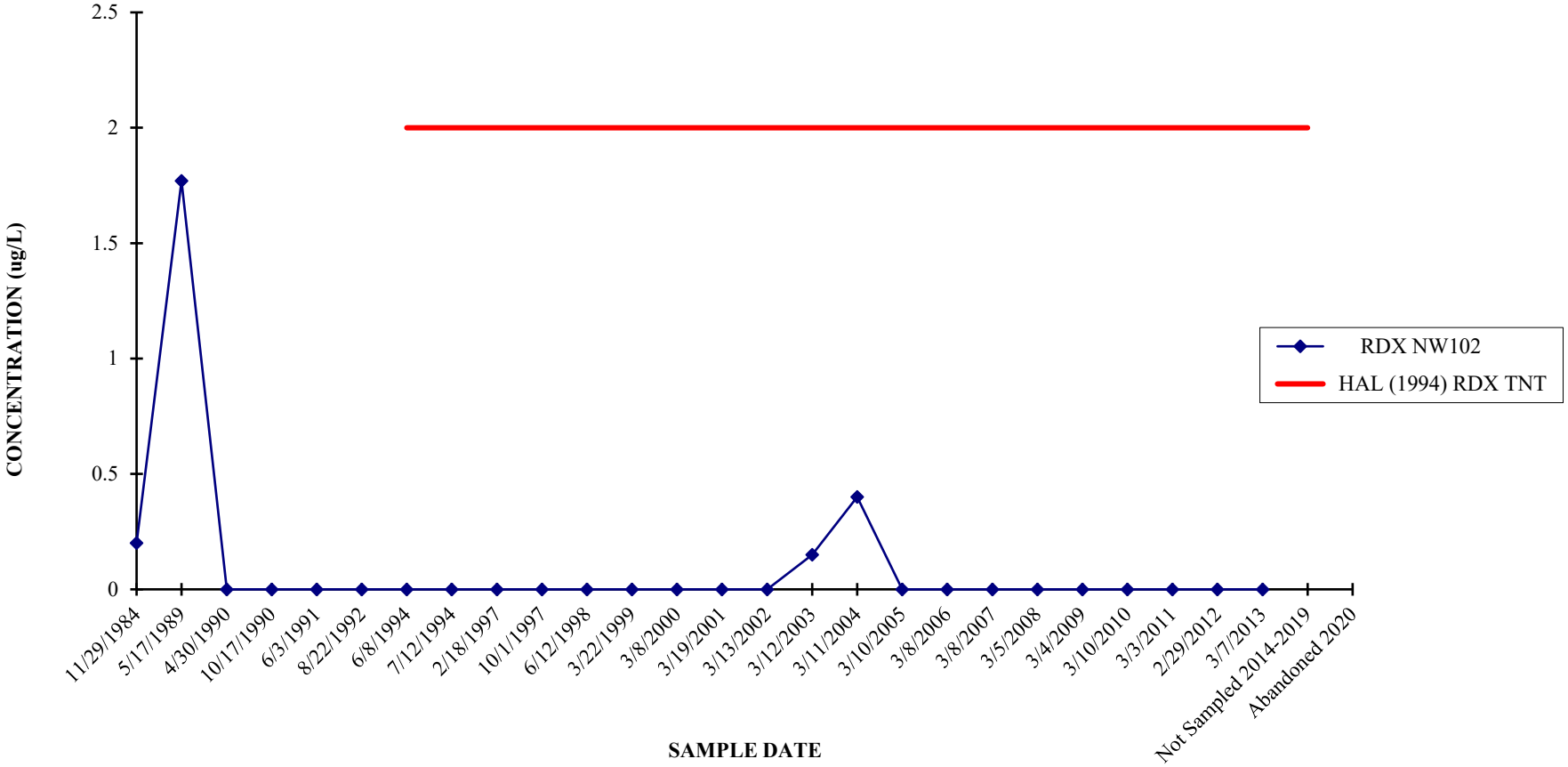

CORNHUSKER ARMY AMMUNITION PLANT
WELL NW120 - HMX AND RDX

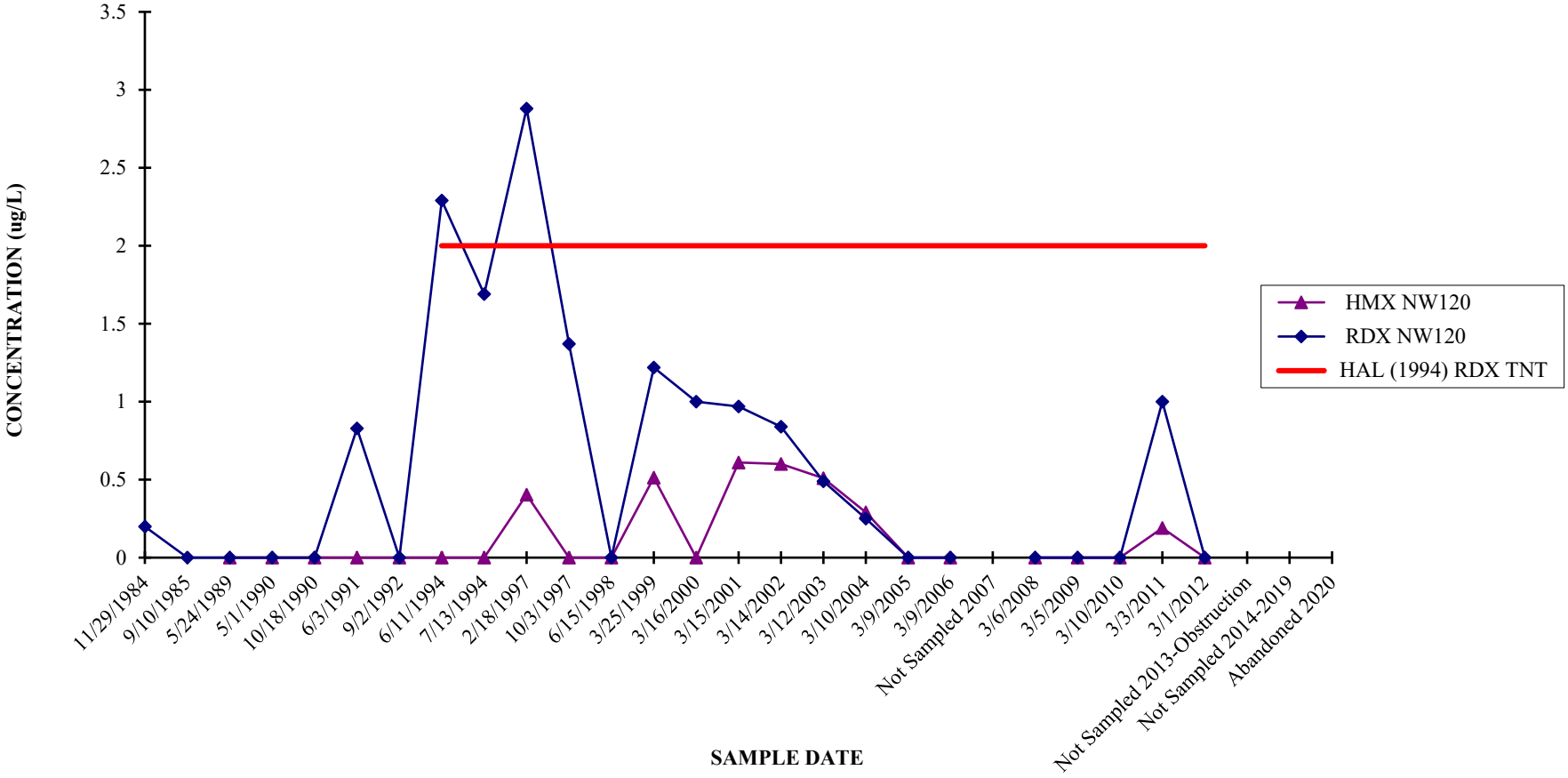

CORNHUSKER ARMY AMMUNITION PLANT
WELL NW121 - HMX

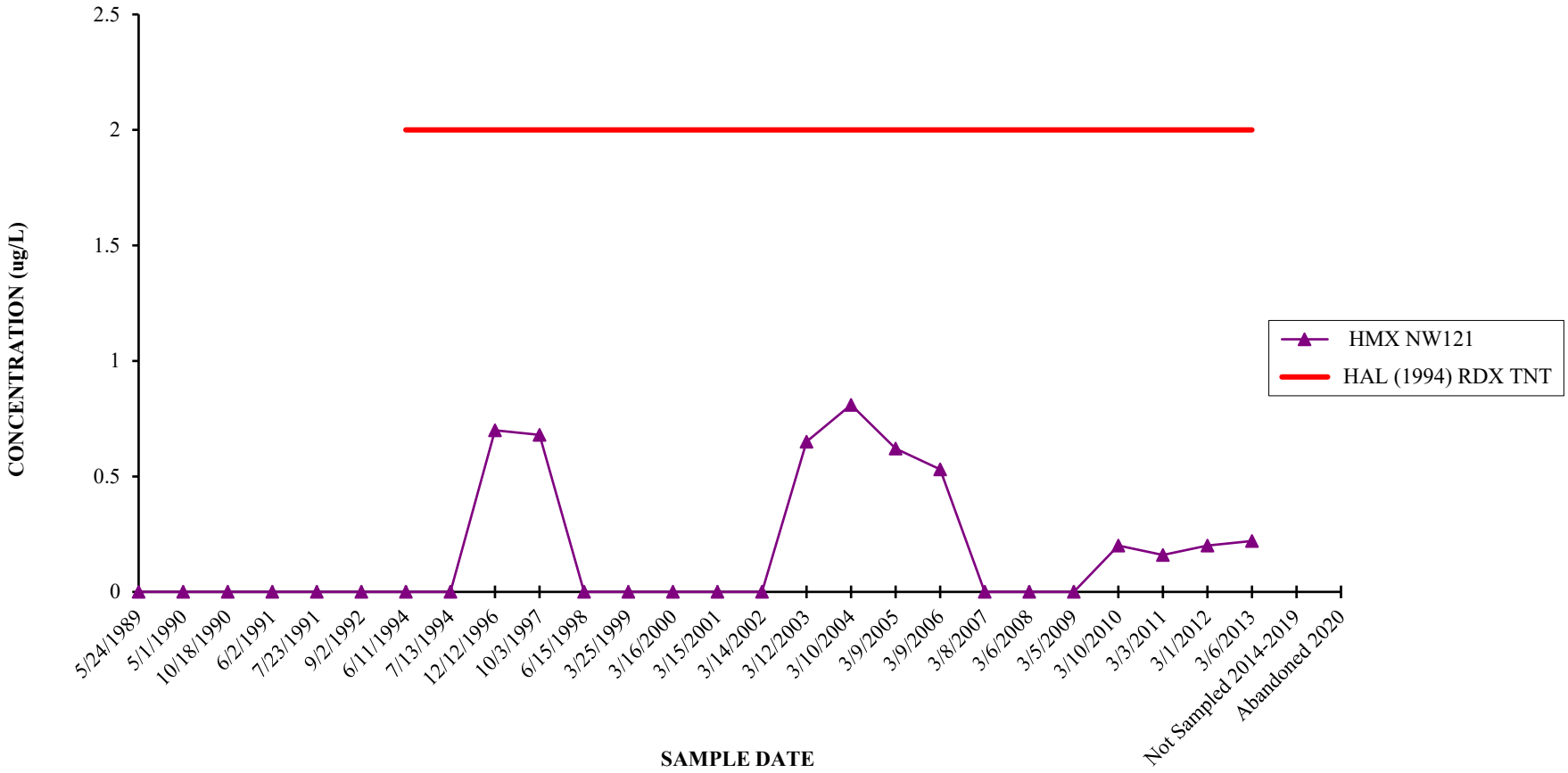

CORNHUSKER ARMY AMMUNITION PLANT
WELL NW122 - RDX

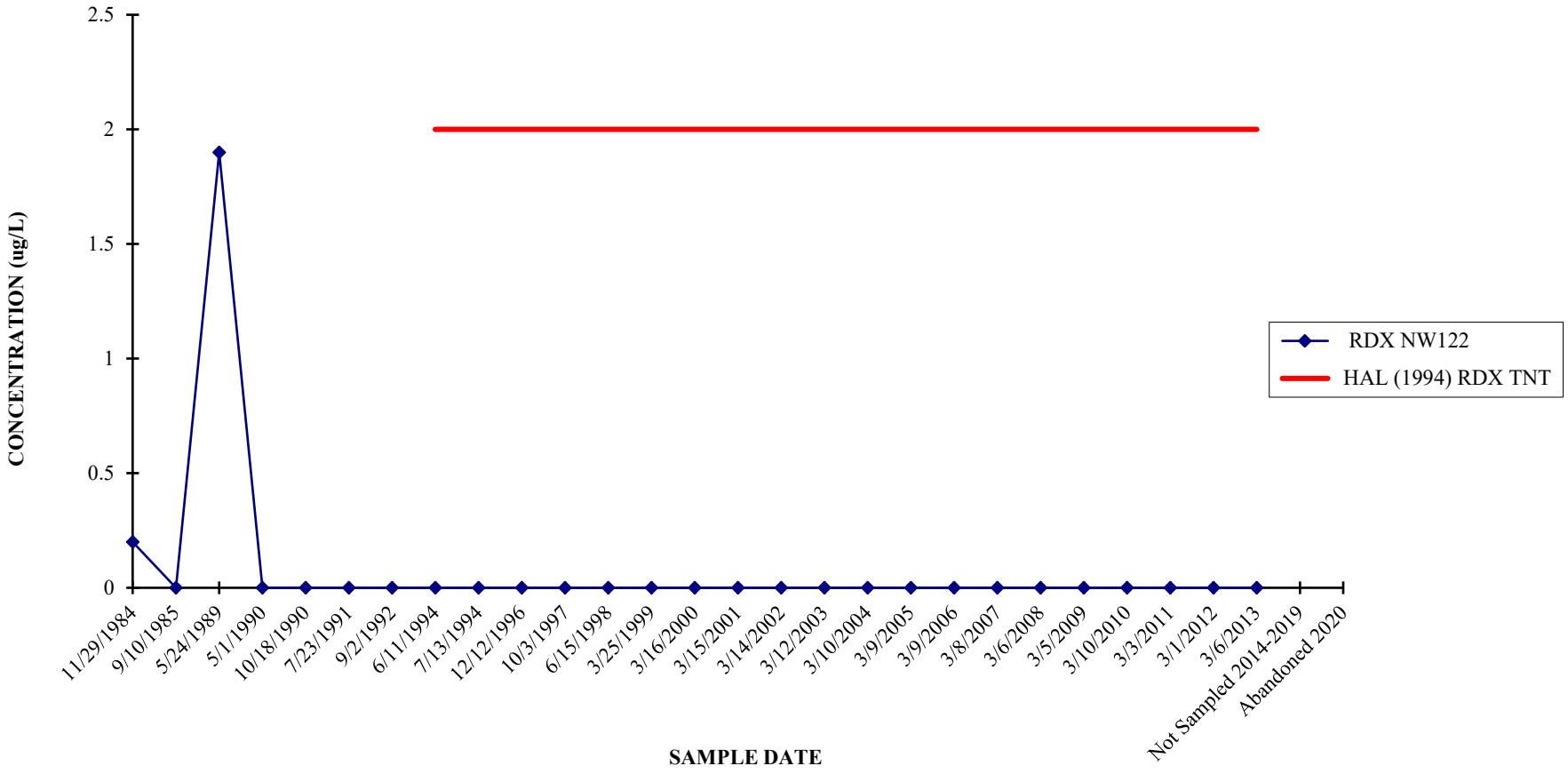

CORNHUSKER ARMY AMMUNITION PLANT
WELL NW130/NW130R* - RDX

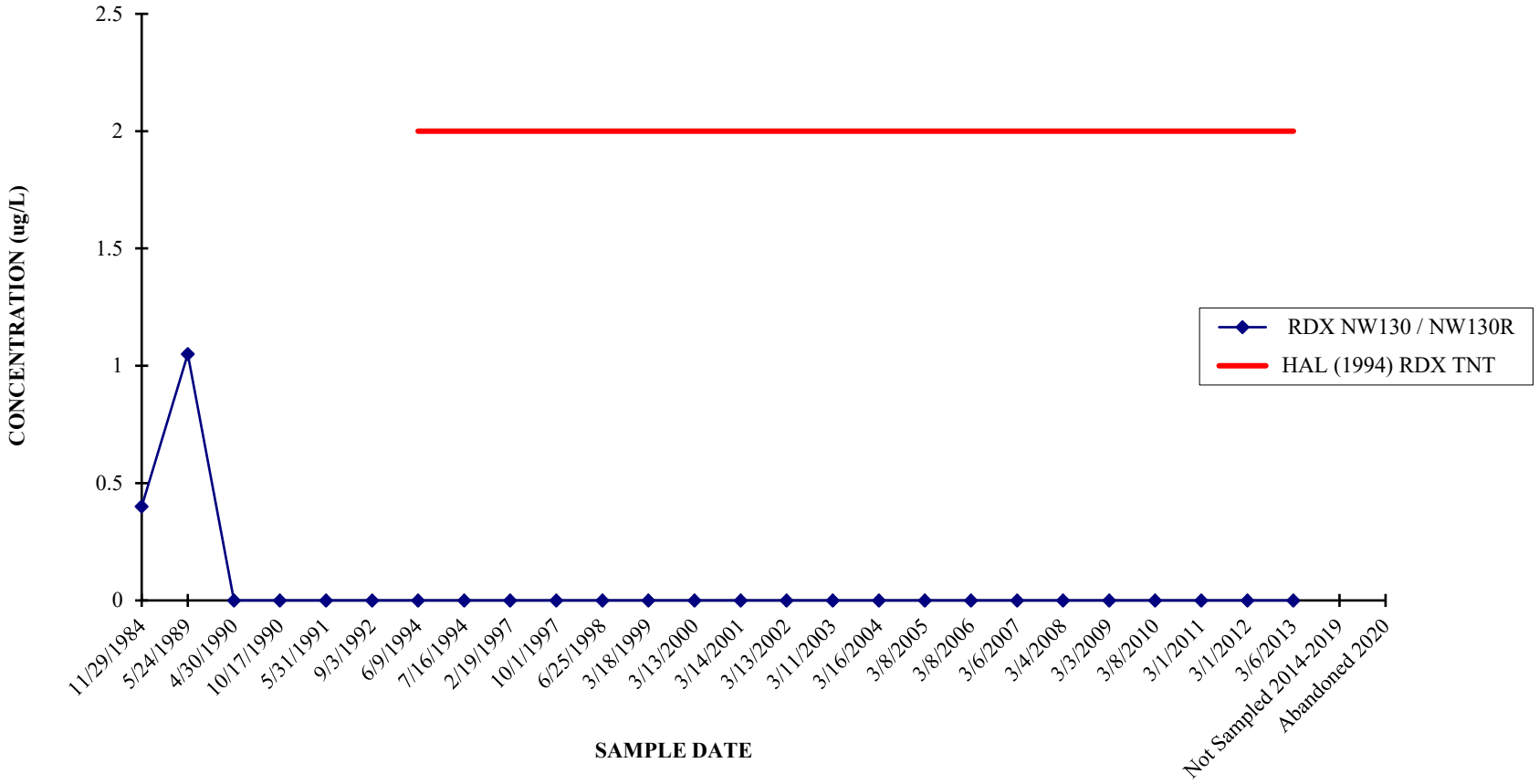

*** Well NW130 was abandoned and replaced by well NW130R in February 2004.**

CORNHUSKER ARMY AMMUNITION PLANT
WELL NW131/NW131R* - RDX

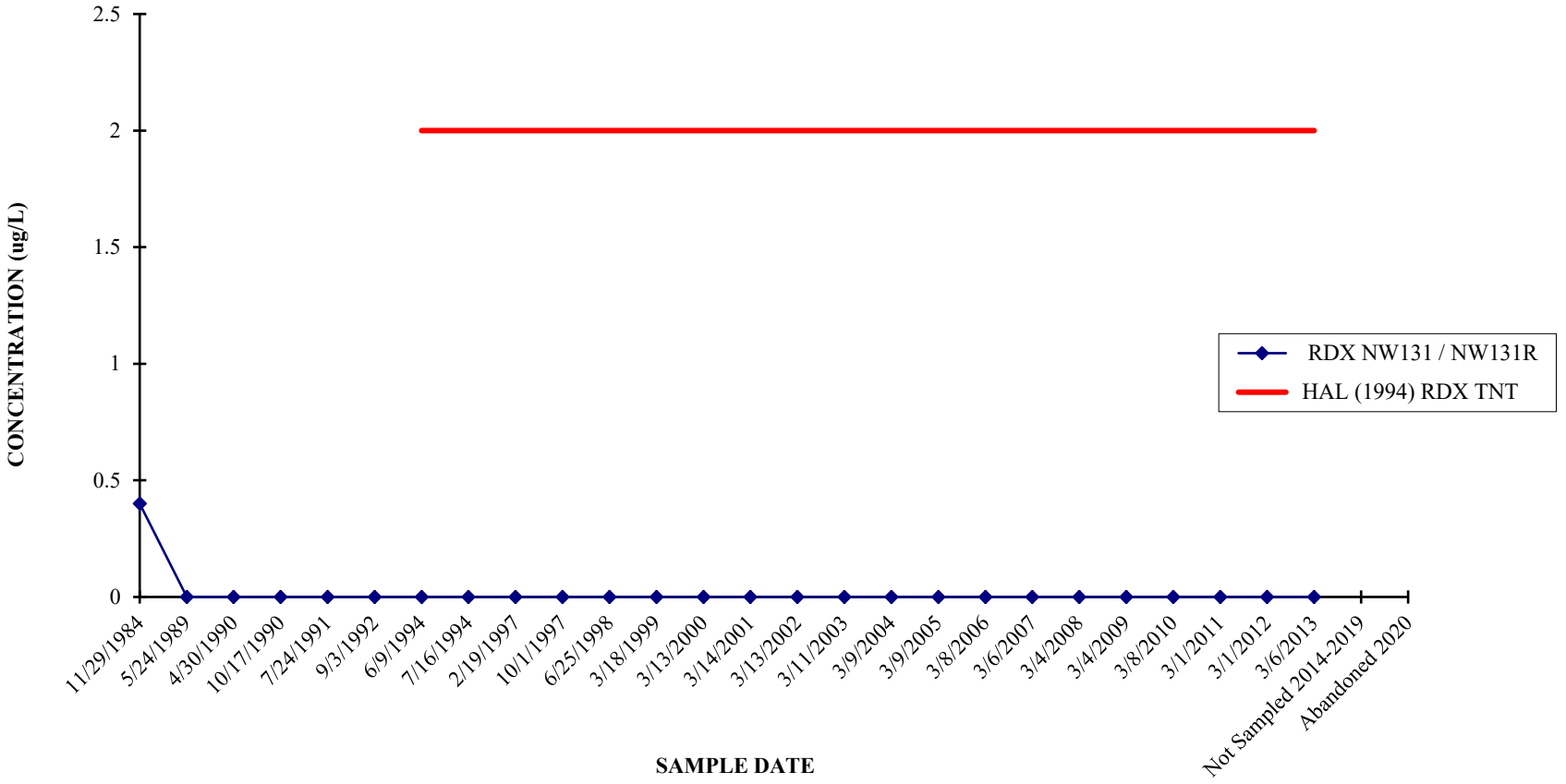

*** Well NW131 was abandoned and replaced by well NW131R in February 2004.**

CORNHUSKER ARMY AMMUNITION PLANT
WELL NW132/NW132R* - RDX

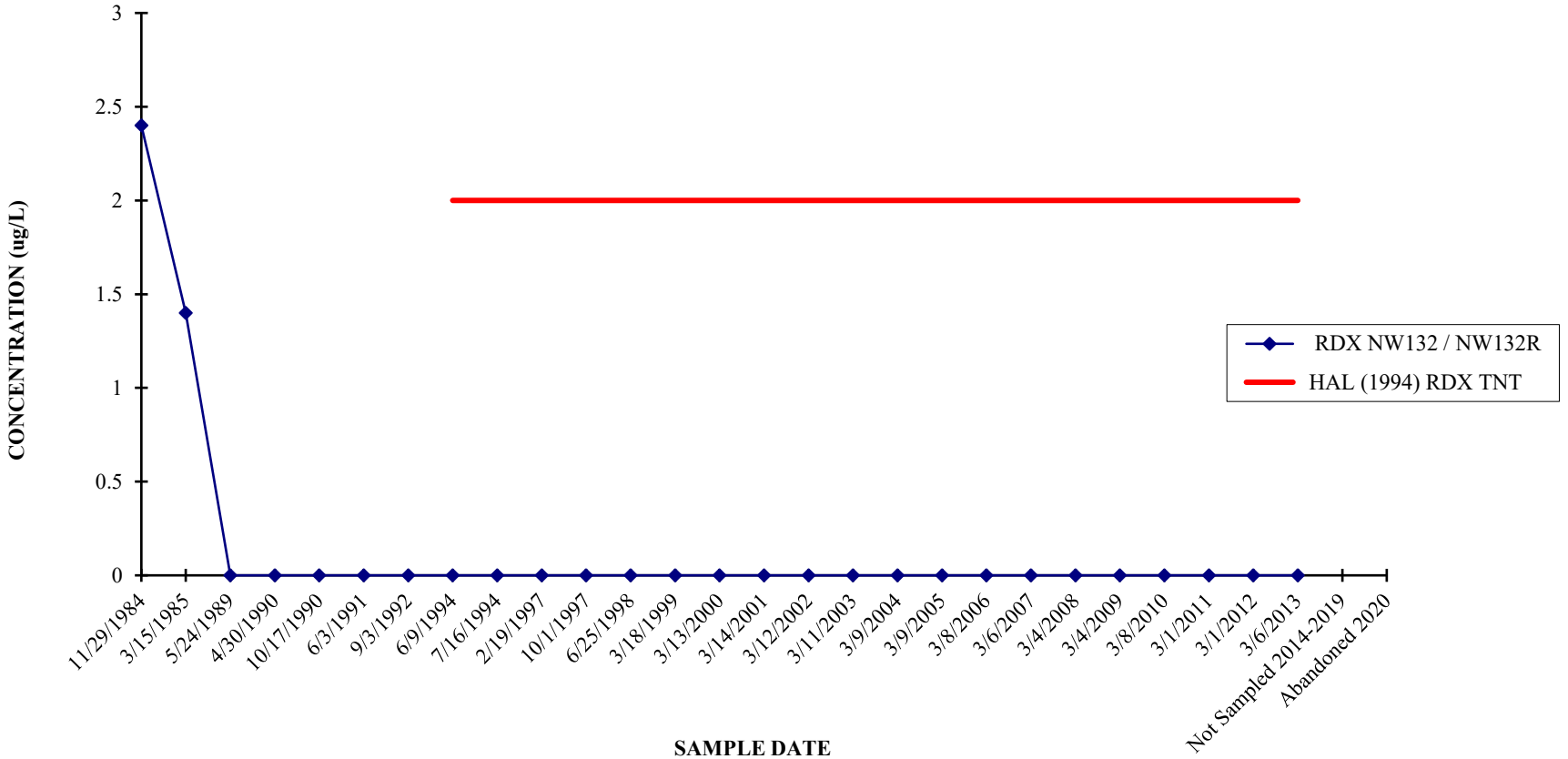

*** Well NW132 was abandoned and replaced by well NW132R in February 2004.**

CORNHUSKER ARMY AMMUNITION PLANT
WELL CA210 - HMX AND RDX

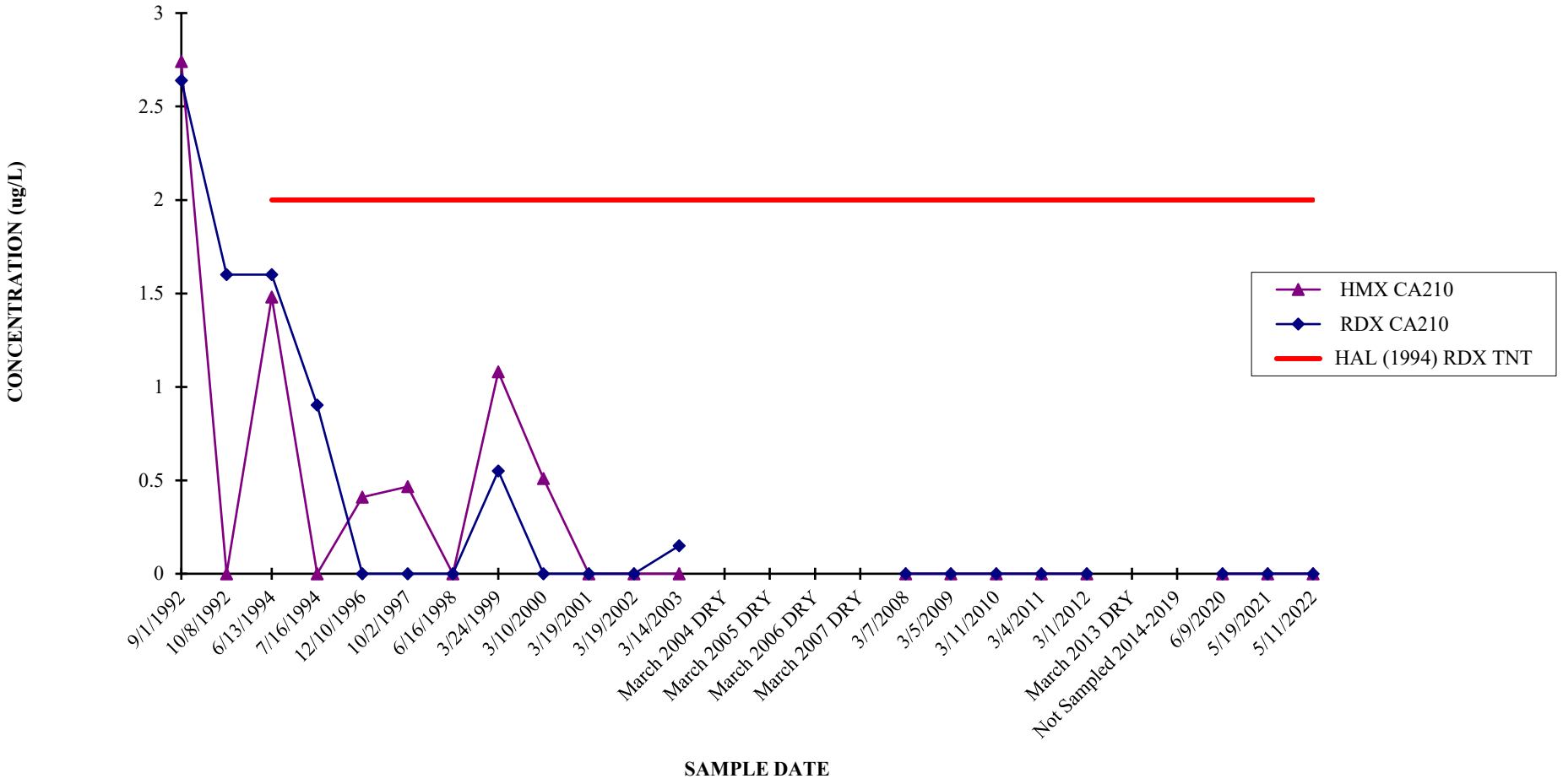

CORNHUSKER ARMY AMMUNITION PLANT
WELL CA211 - HMX AND RDX

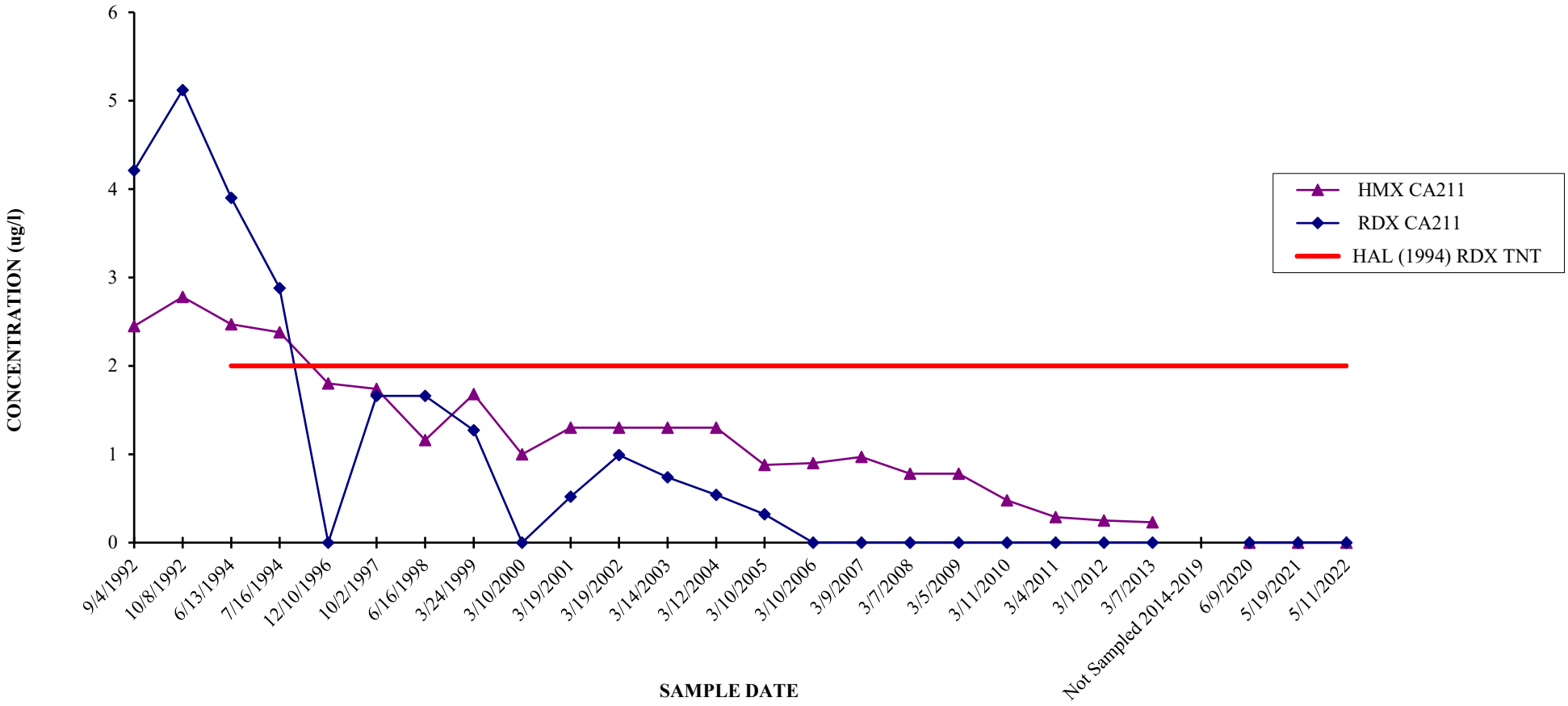

CORNHUSKER ARMY AMMUNITION PLANT
WELL CA212 - HMX AND RDX

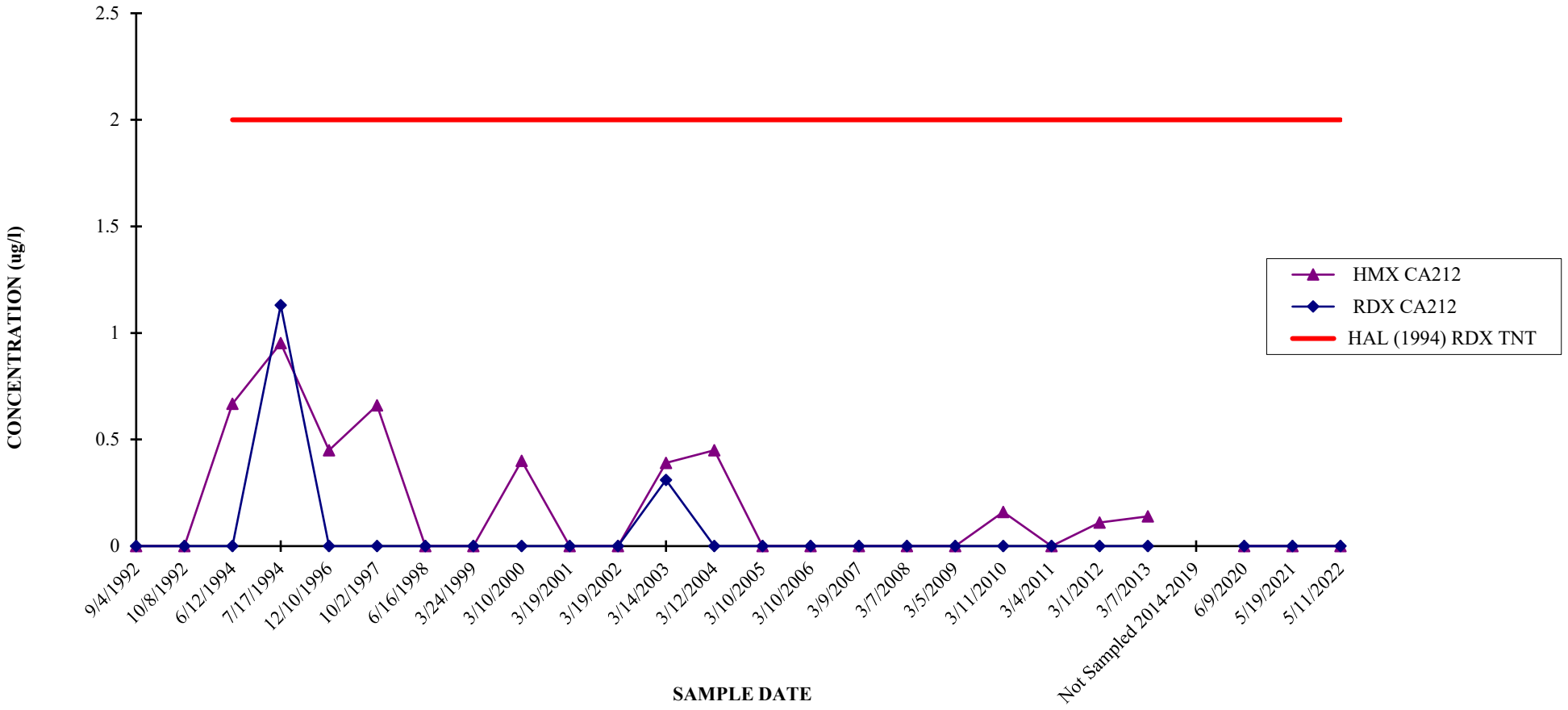

CORNHUSKER ARMY AMMUNITION PLANT
WELL CA221 - RDX

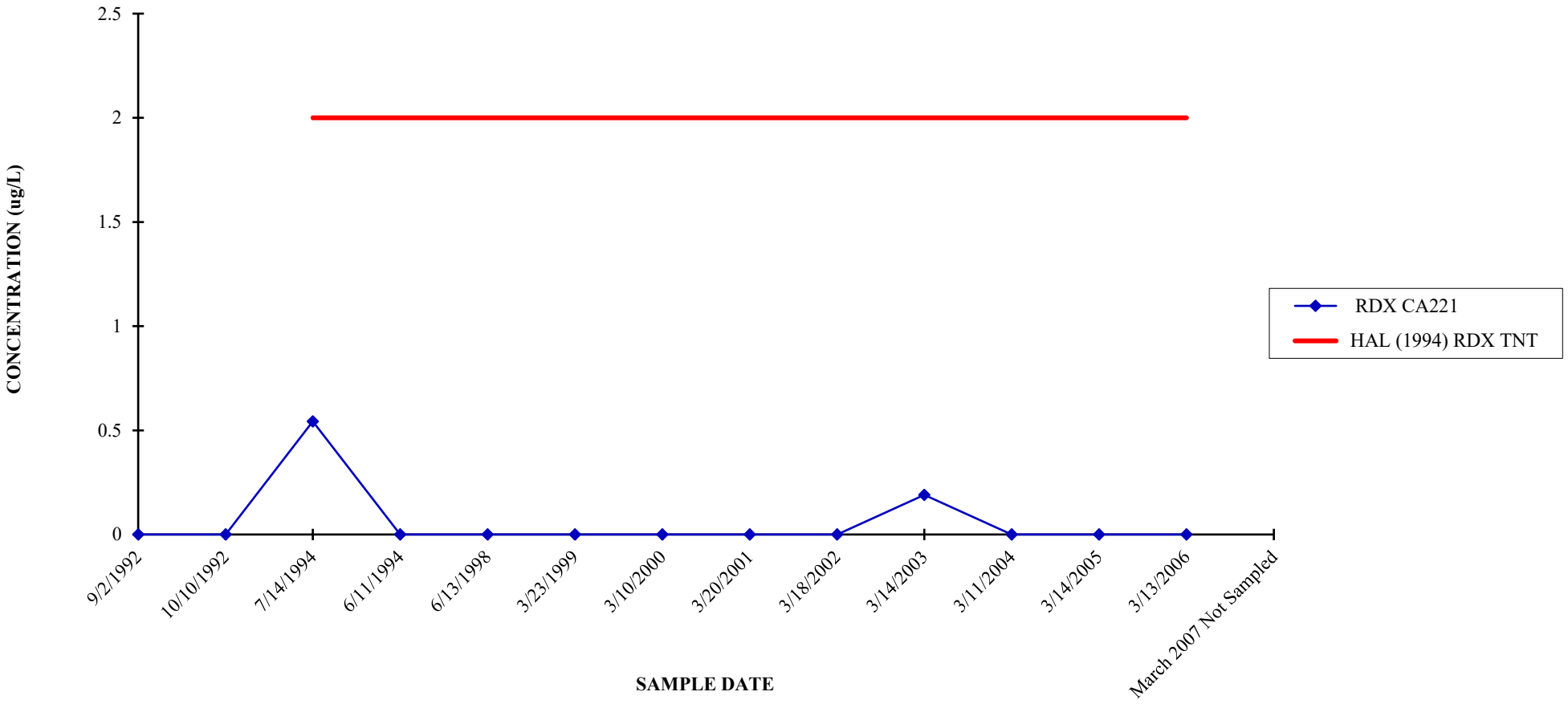

NOTE: Well CA221 was abandoned in 2008.

CORNHUSKER ARMY AMMUNITION PLANT
WELL CA222 - RDX

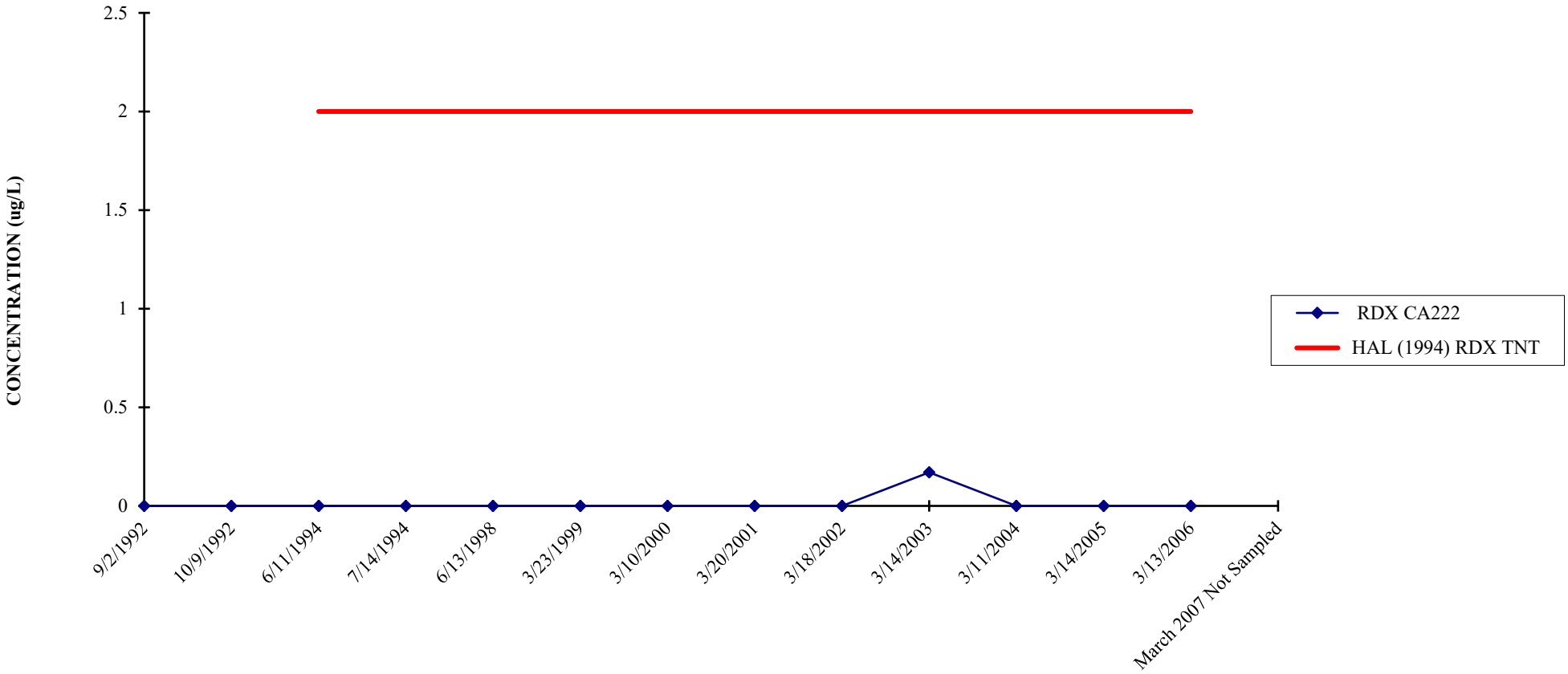

NOTE: Well CA222 was abandoned in 2008.

CORNHUSKER ARMY AMMUNITION PLANT
WELL CA241 - HMX

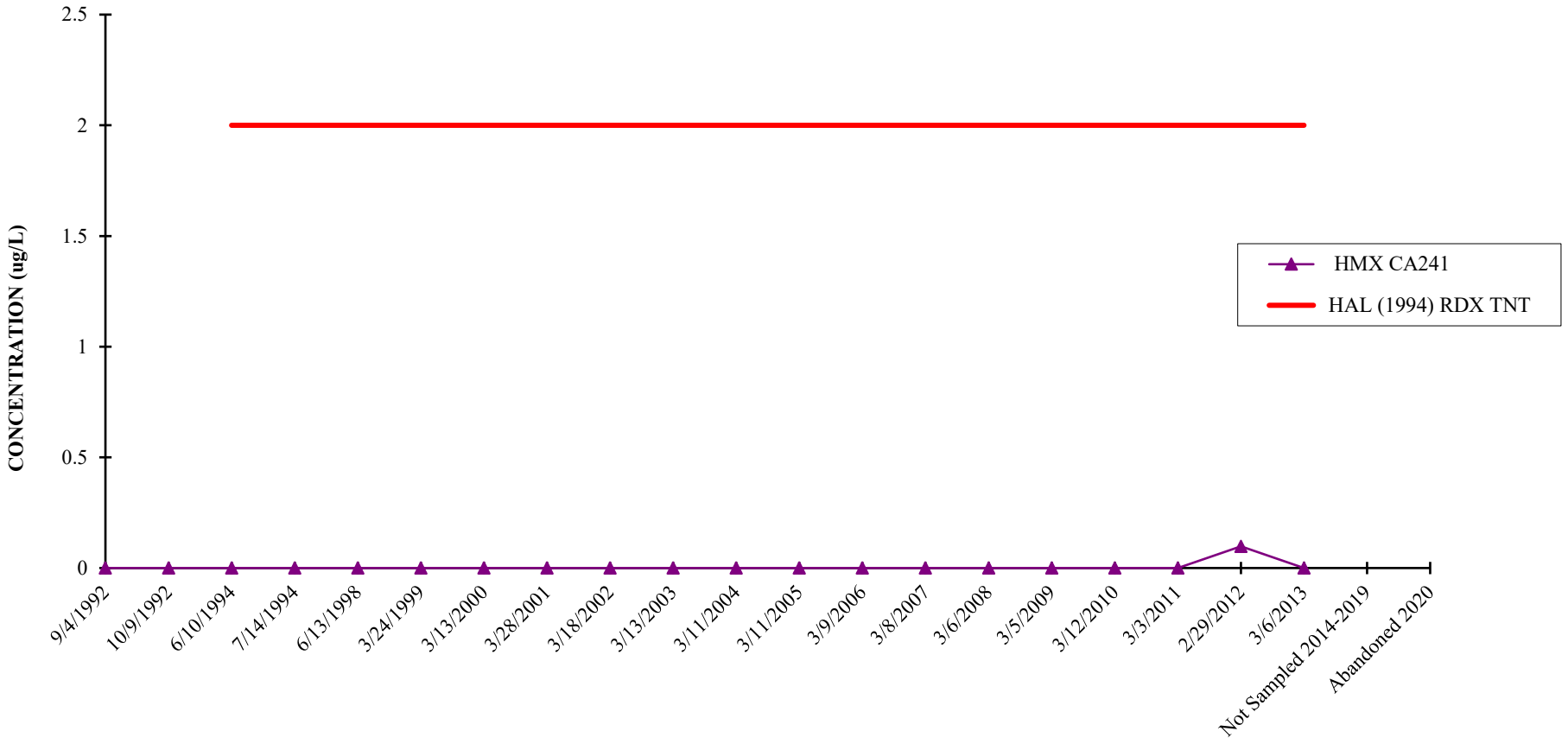

CORNHUSKER ARMY AMMUNITION PLANT
WELL CA250 - HMX AND RDX

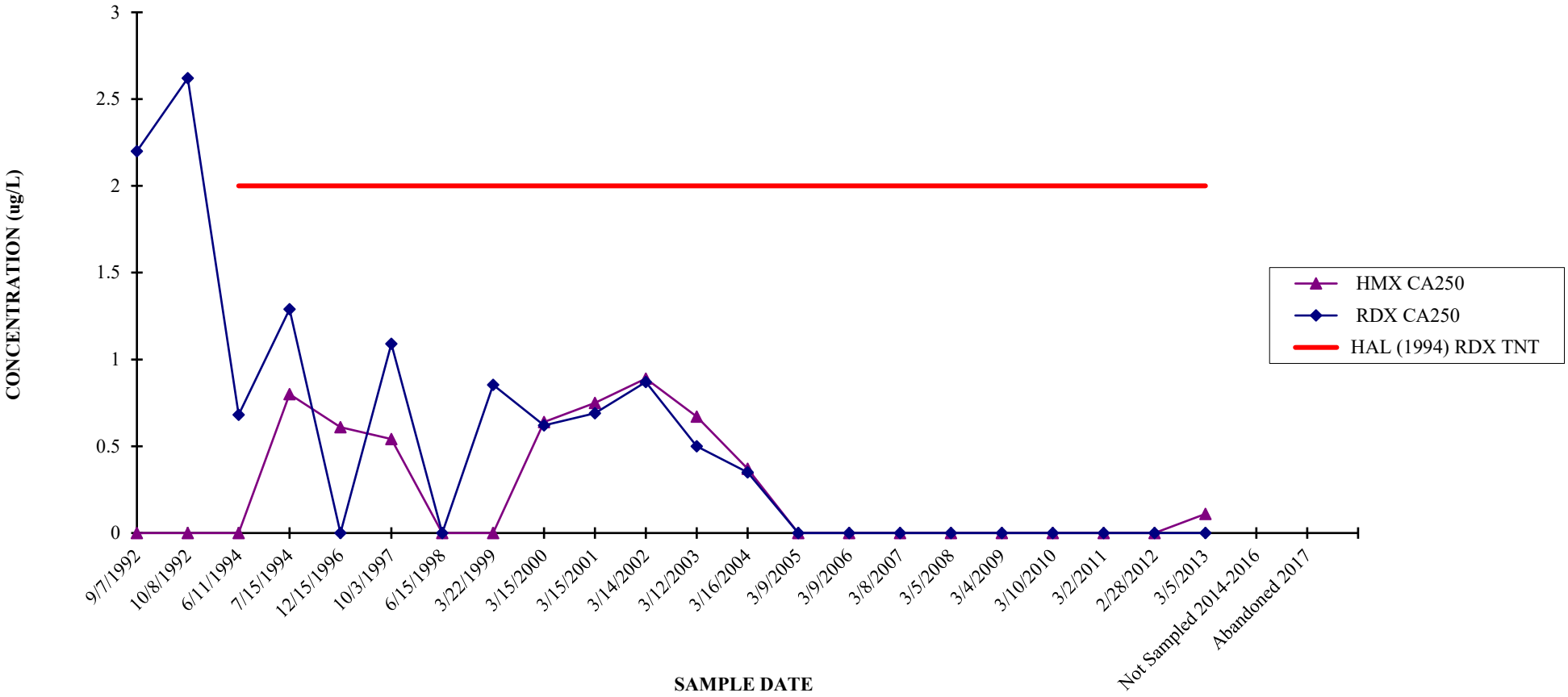

CORNHUSKER ARMY AMMUNITION PLANT
WELL CA251 - HMX AND RDX

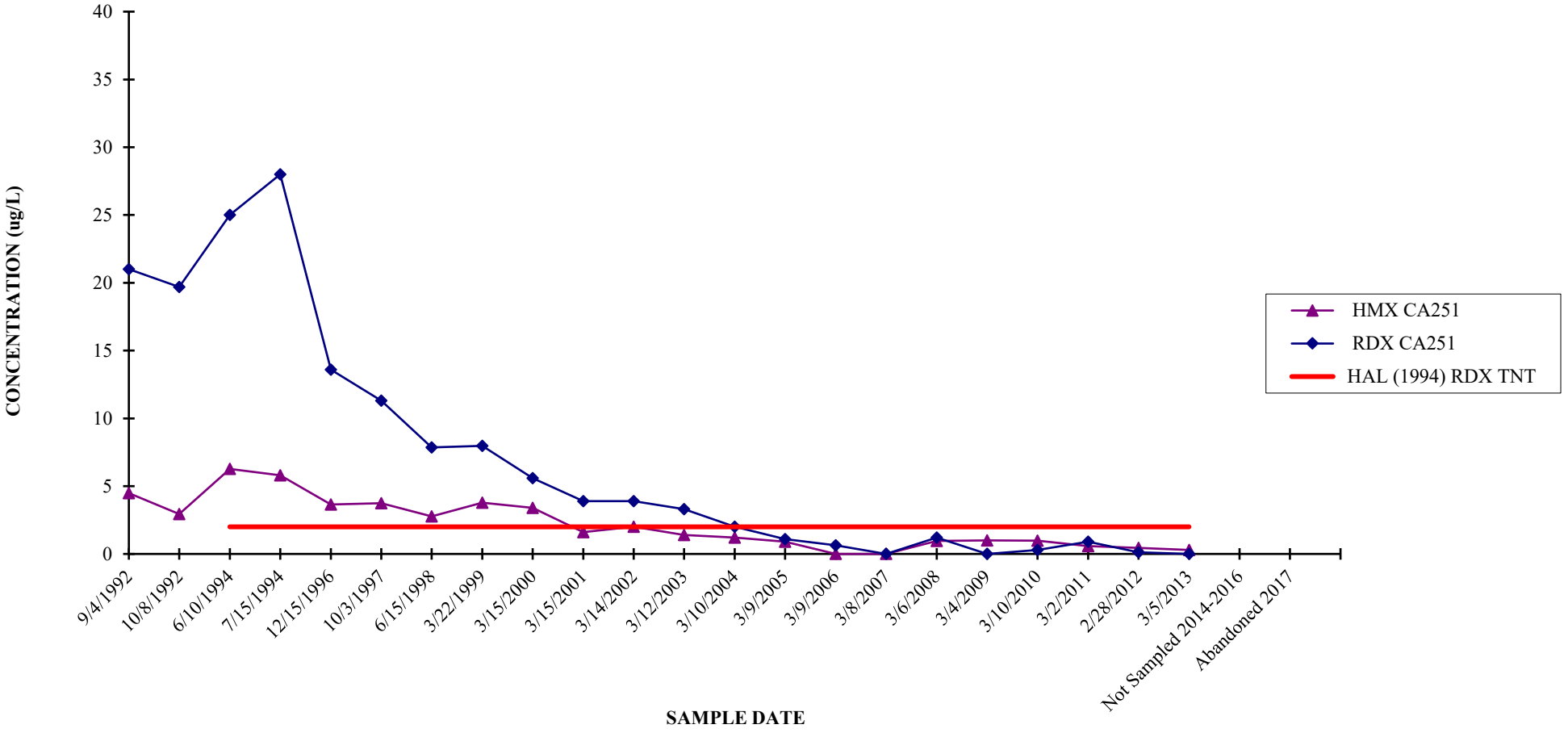

CORNHUSKER ARMY AMMUNITION PLANT
WELL CA252 - HMX AND RDX

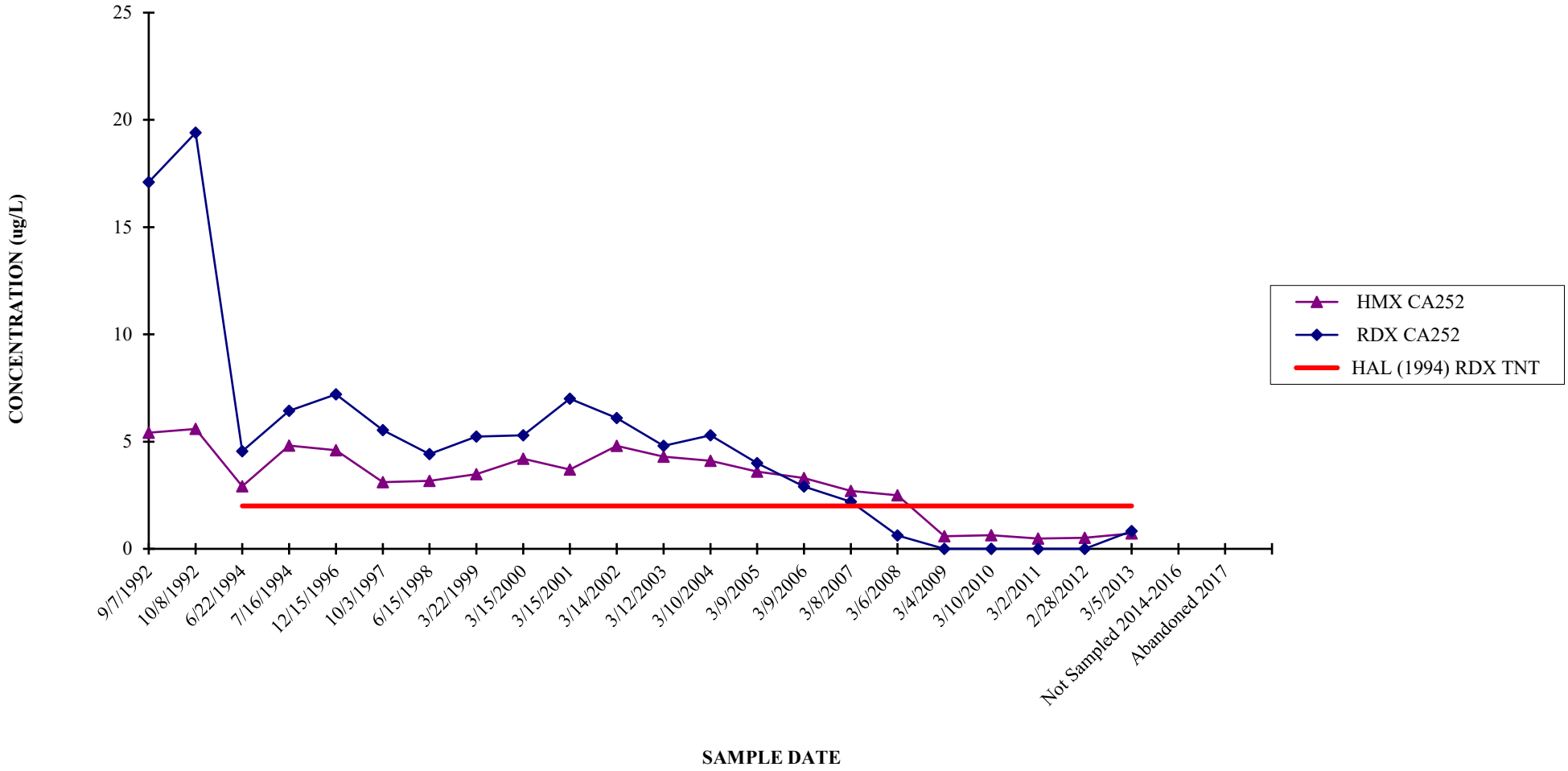

CORNHUSKER ARMY AMMUNITION PLANT
WELL CA262 - HMX

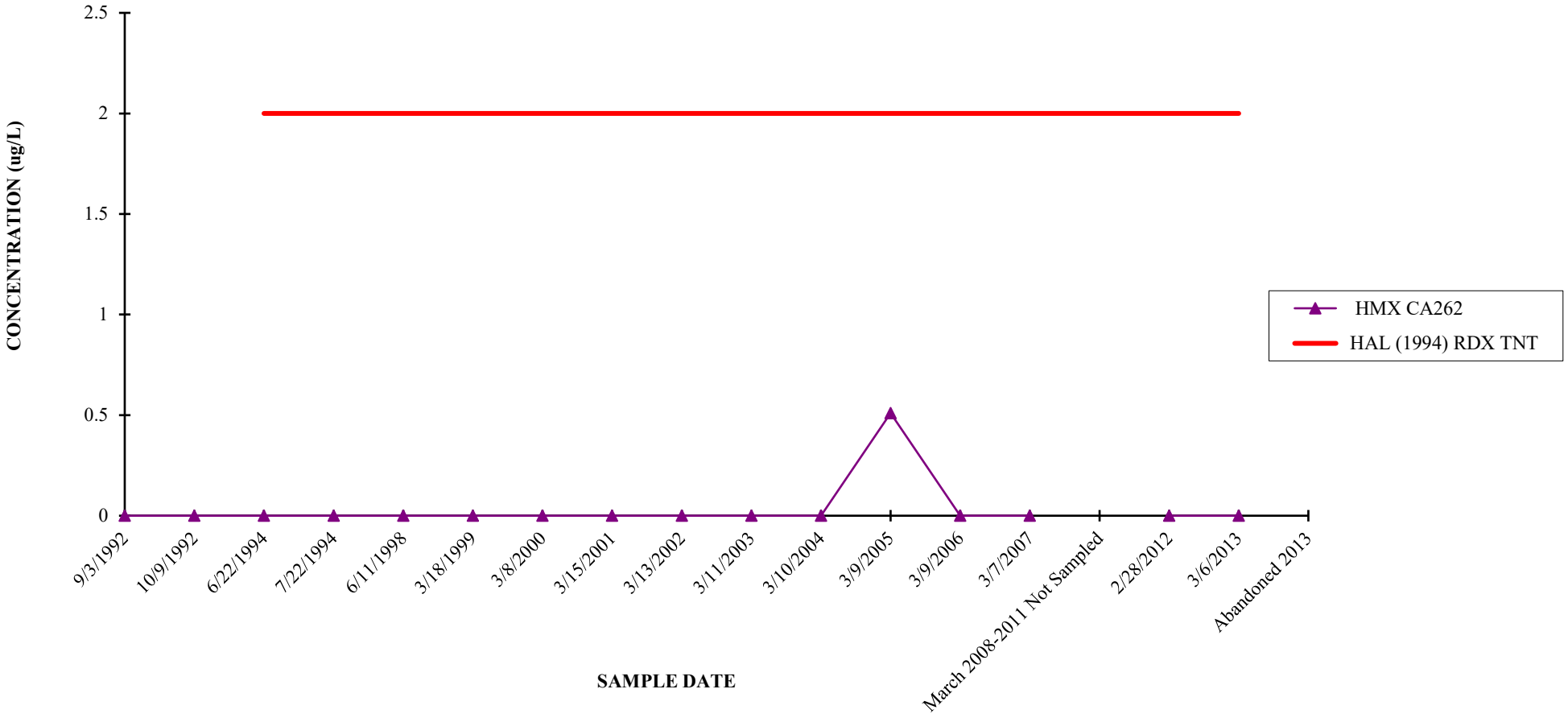

NOTE: Beginning in 2008 CA262 is sampled every 5 years

CORNHUSKER ARMY AMMUNITION PLANT
WELL CA270 - RDX

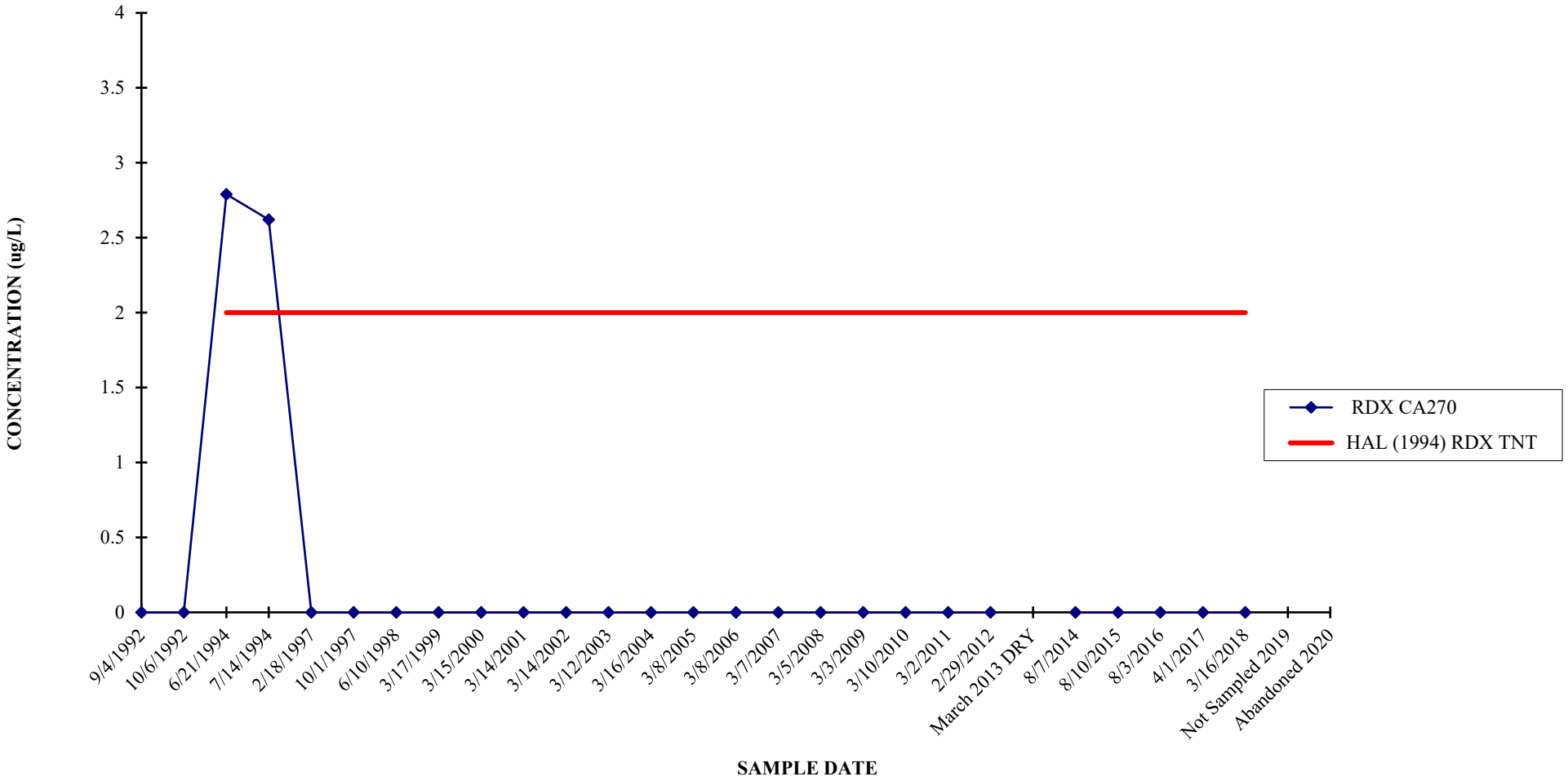

CORNHUSKER ARMY AMMUNITION PLANT
WELL CA271 - HMX AND RDX

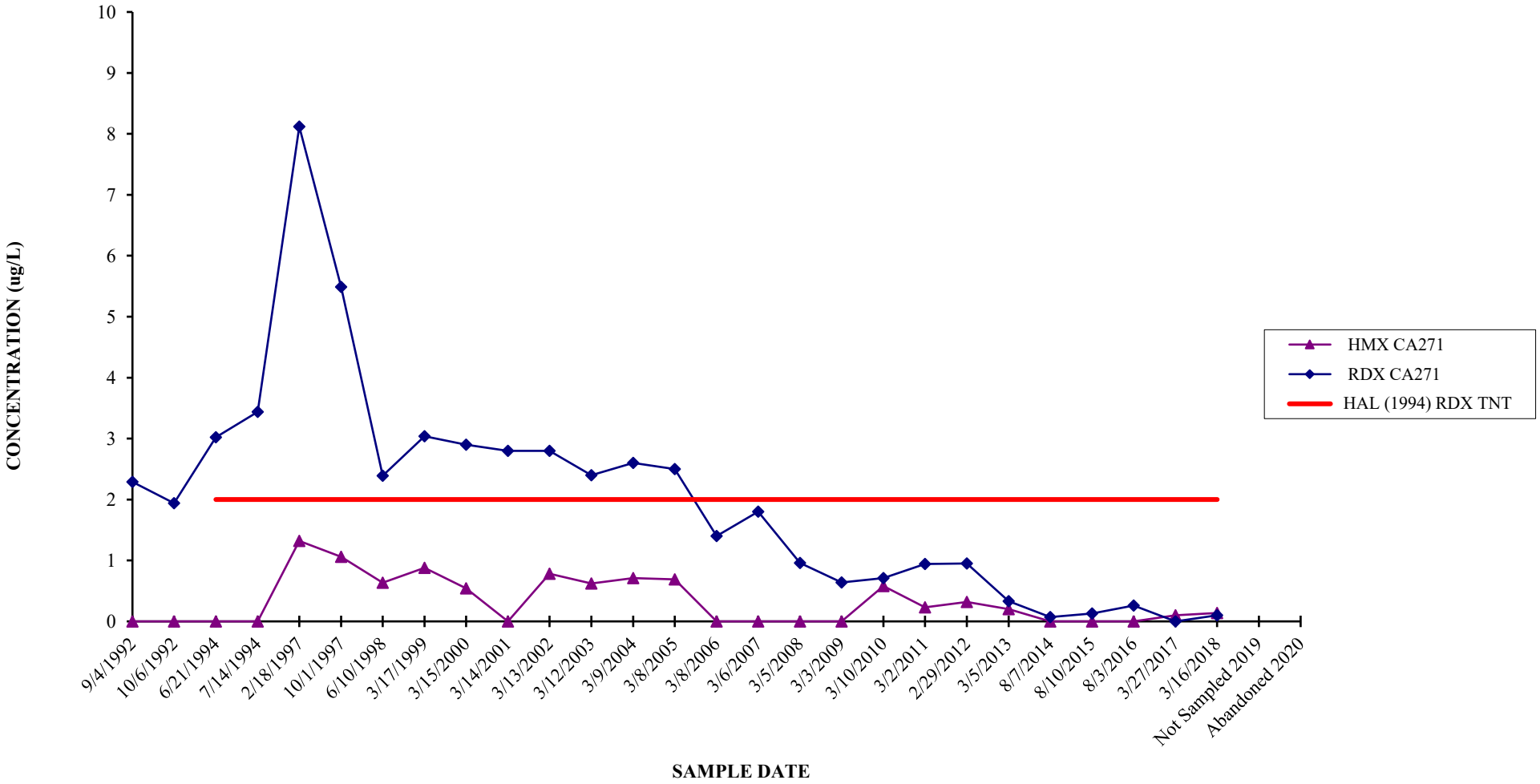

CORNHUSKER ARMY AMMUNITION PLANT
WELL CA272 - HMX AND RDX

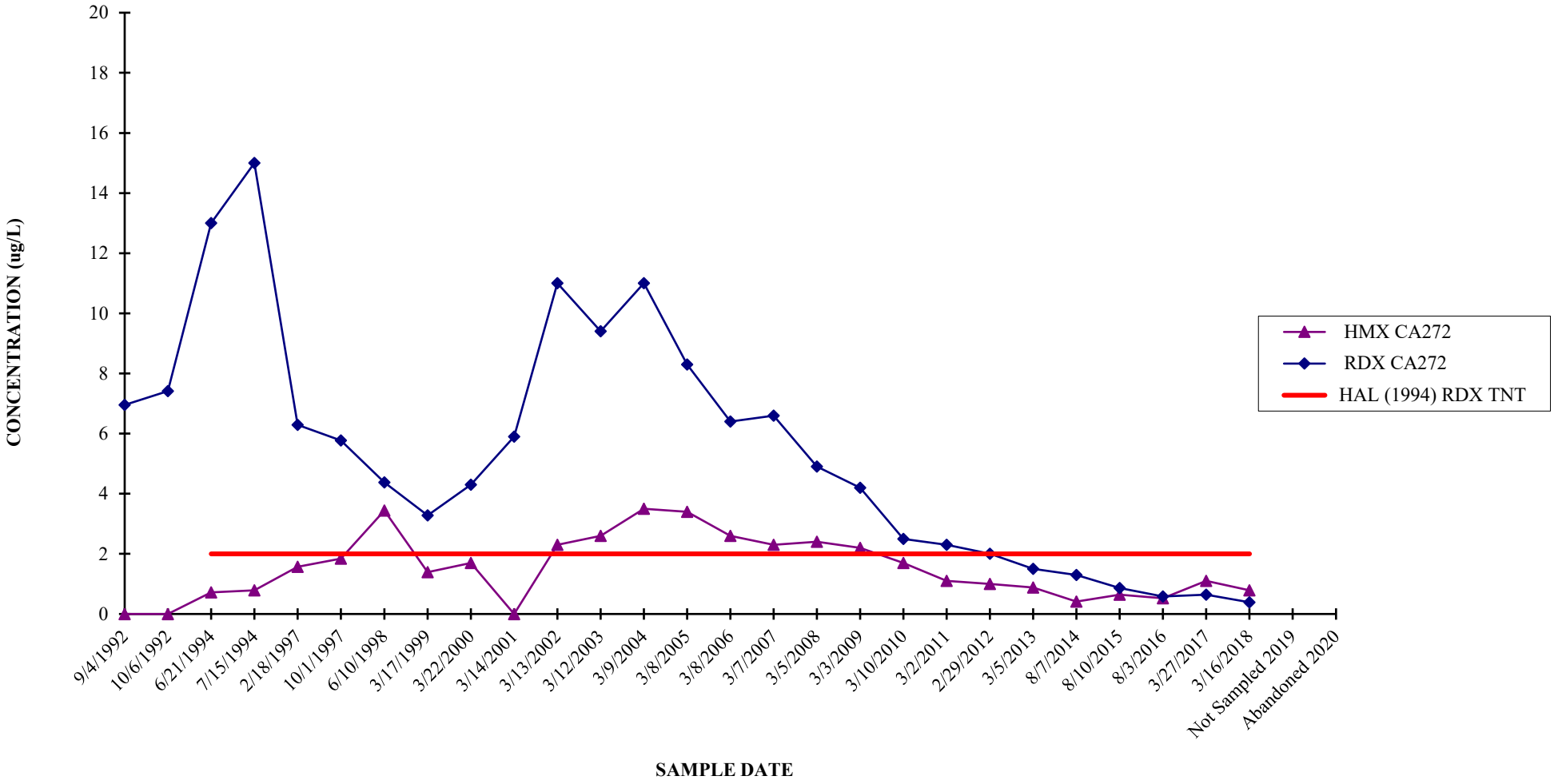

CORNHUSKER ARMY AMMUNITION PLANT
WELL CA273 - HMX

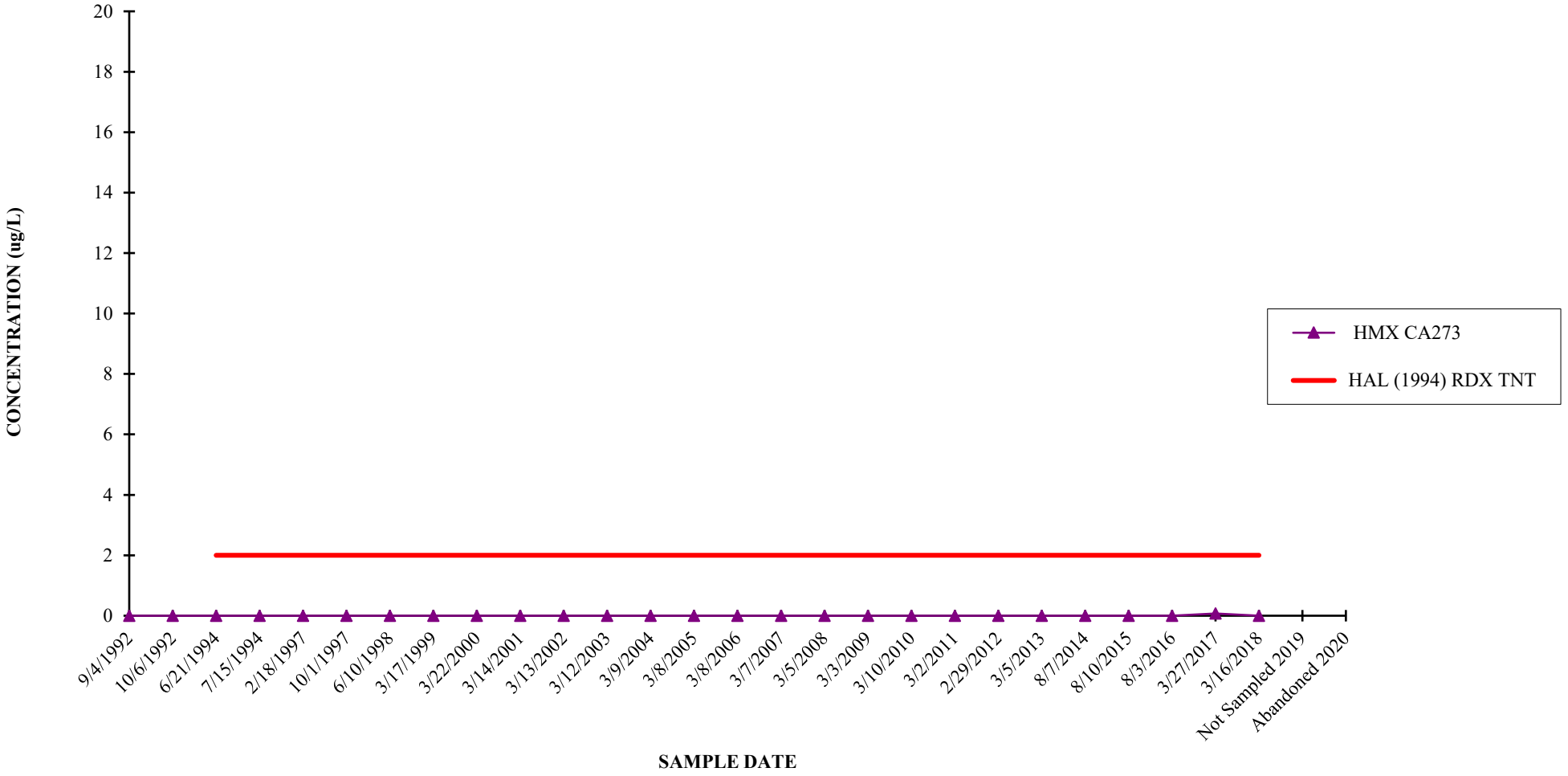

CORNHUSKER ARMY AMMUNITION PLANT
WELL CA282 - RDX

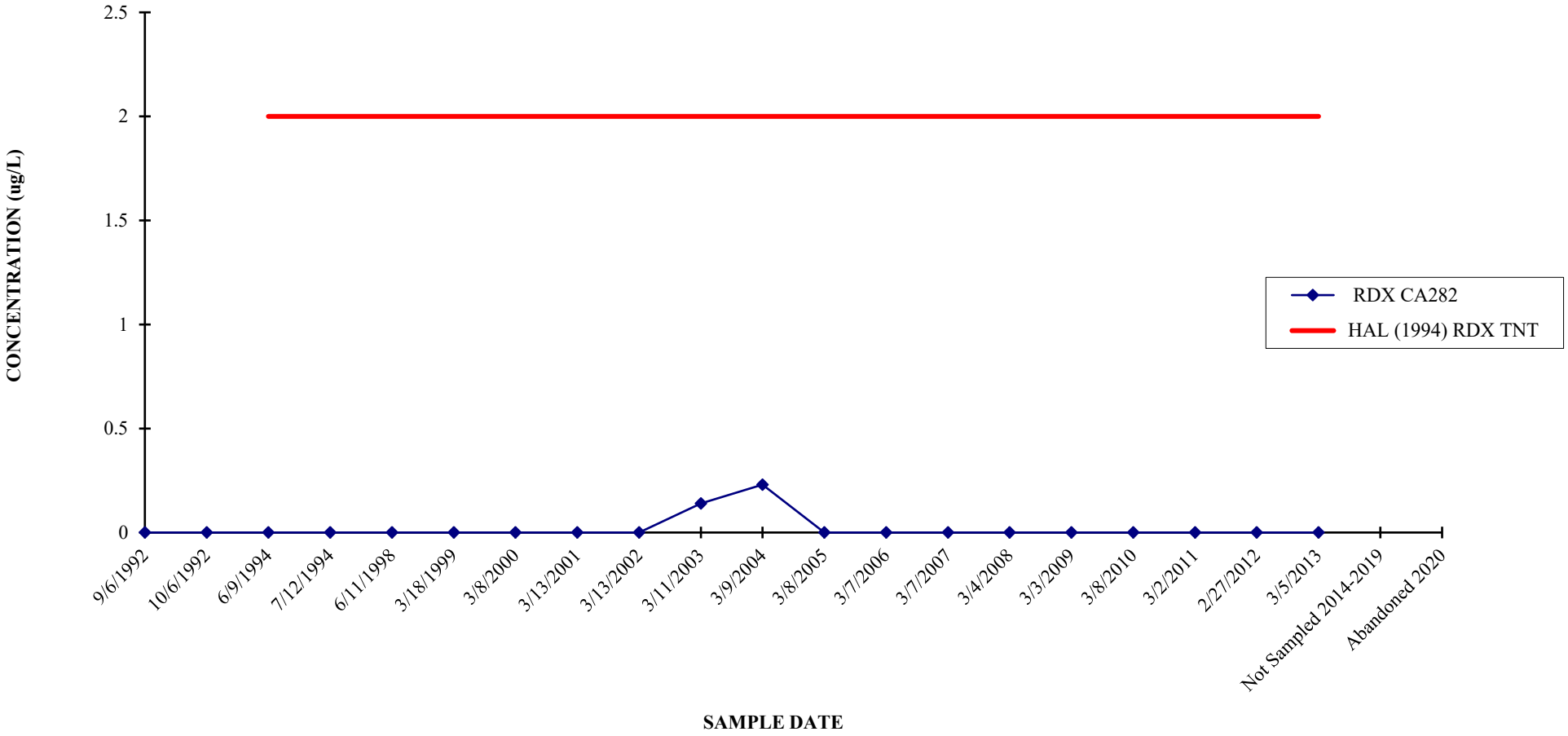

CORNHUSKER ARMY AMMUNITION PLANT
WELL CA290/CA290R* - RDX

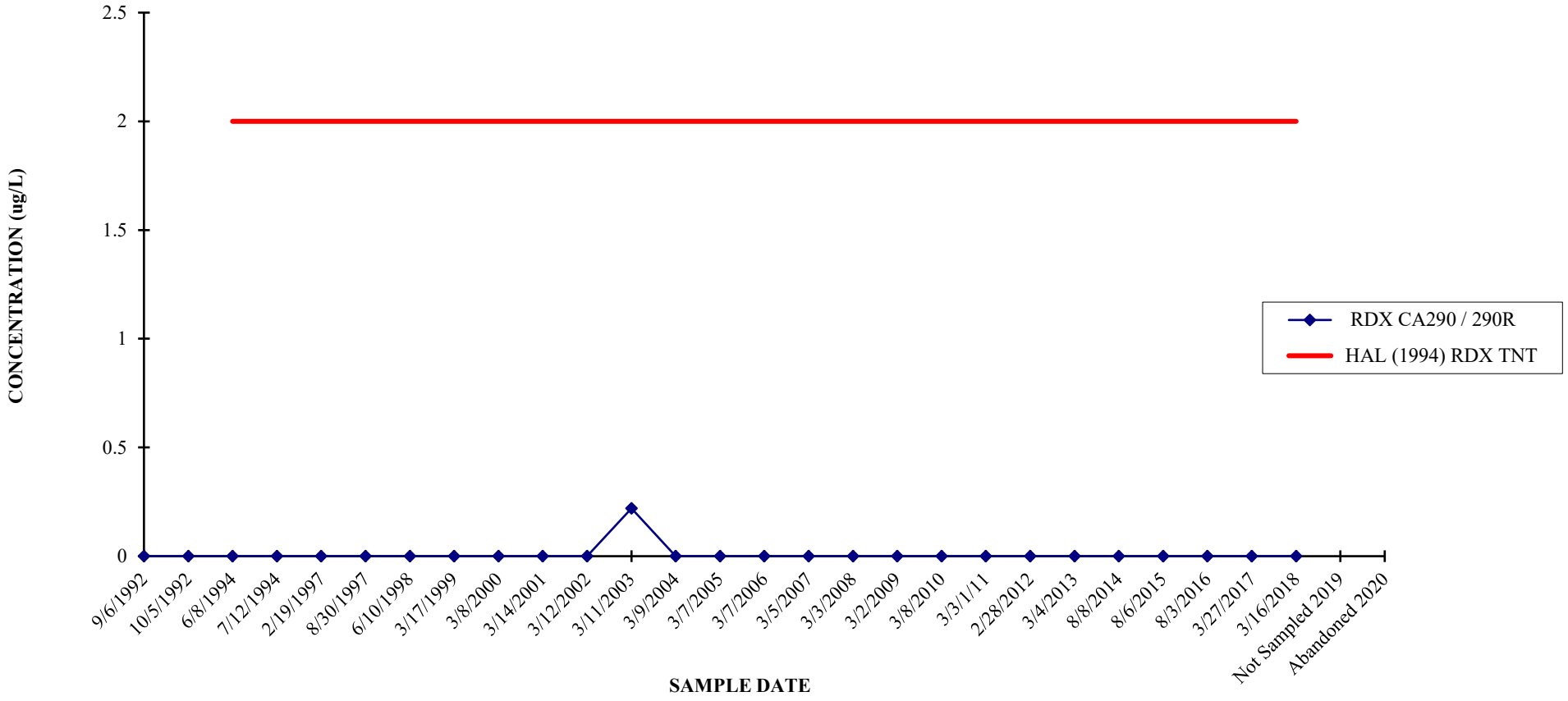

*** Well CA290 was abandoned and replaced by well CA290R in February 2004.**

CORNHUSKER ARMY AMMUNITION PLANT
WELL CA291/CA291R* - HMX AND RDX

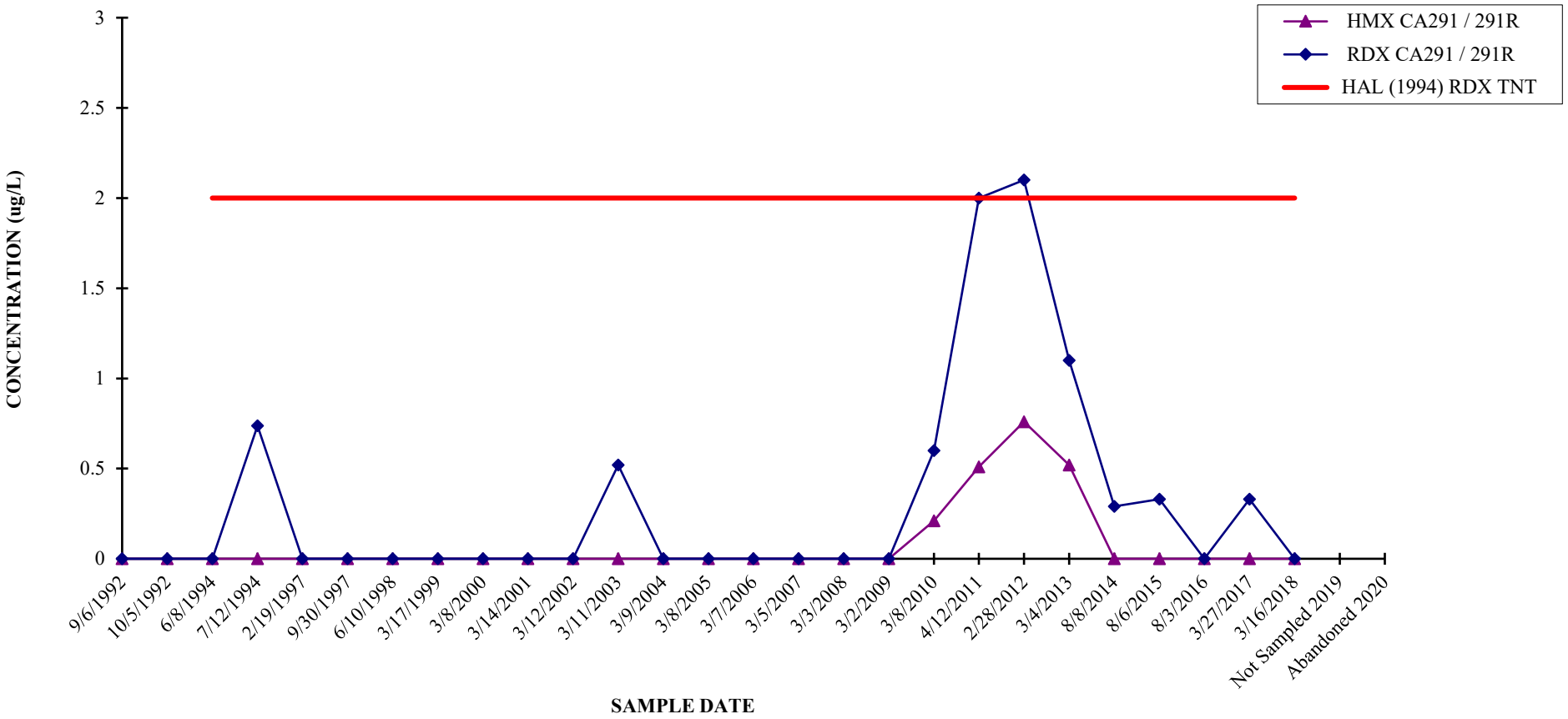

*** Well CA291 was abandoned and replaced by well CA291R in February 2004.**

CORNHUSKER ARMY AMMUNITION PLANT
WELL CA292/CA292R* - HMX AND RDX

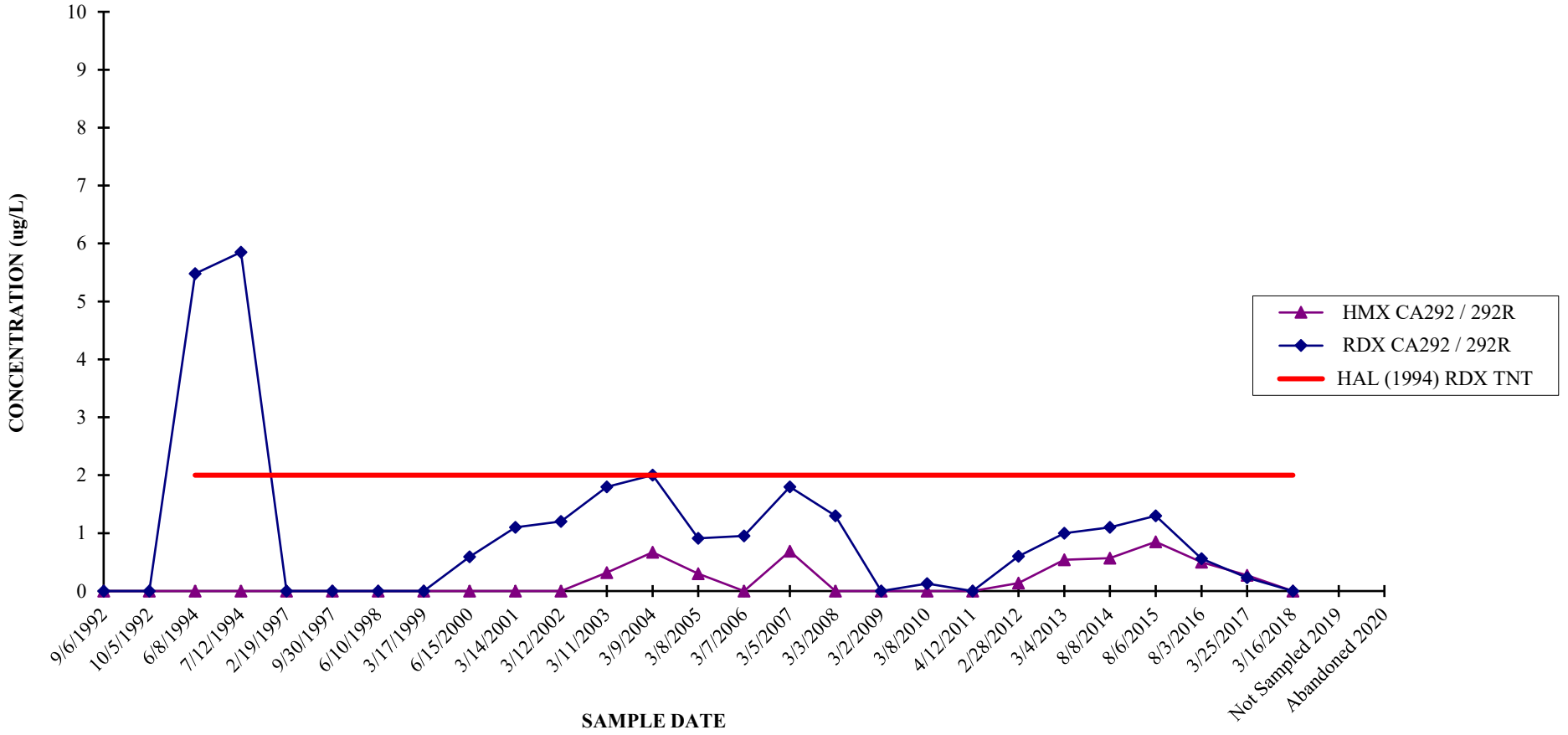

*** Well CA292 was abandonded and replaced by well CA292R in February 2004.**

CORNHUSKER ARMY AMMUNITION PLANT
WELL CA310 - RDX

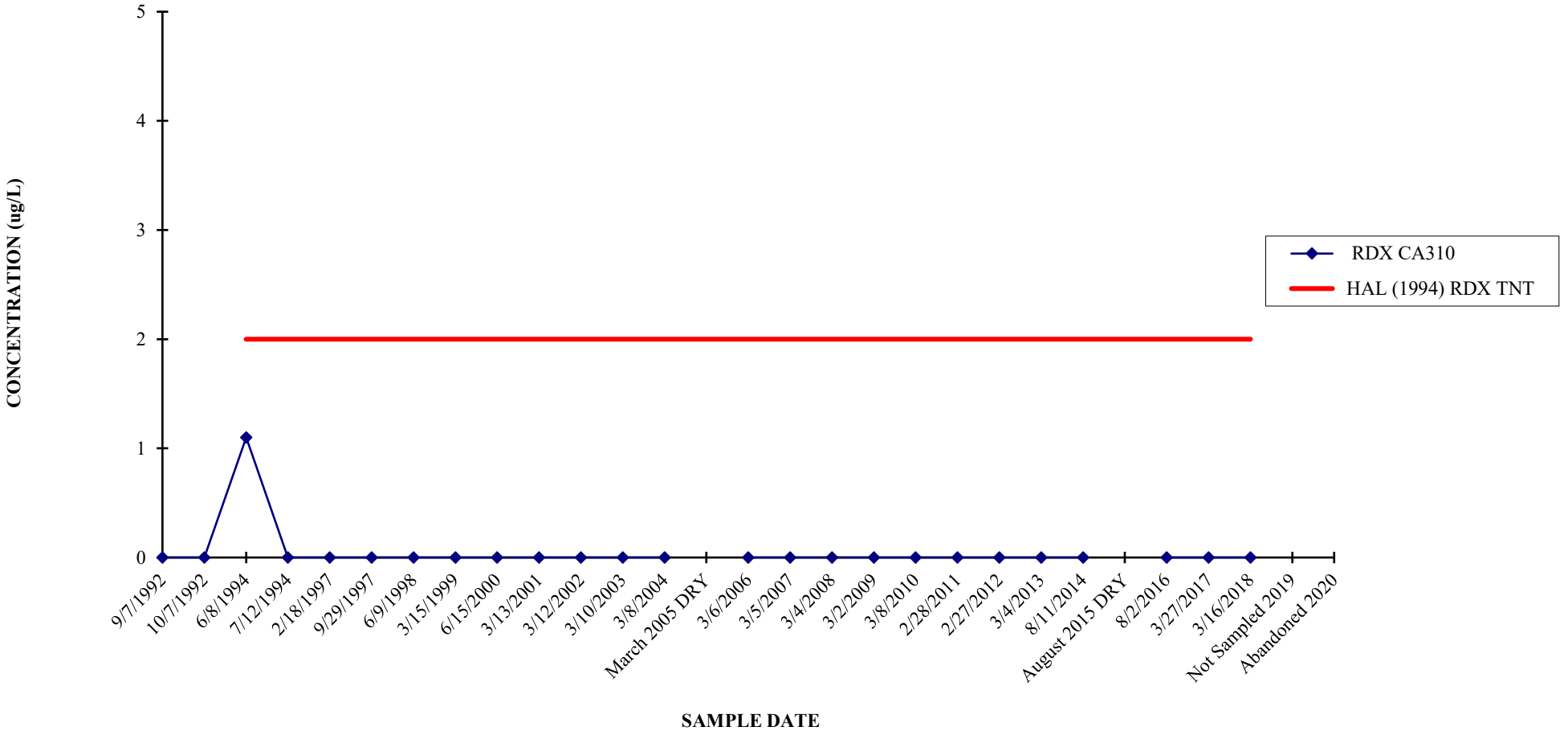

CORNHUSKER ARMY AMMUNITION PLANT
WELL CA311 - HMX AND RDX

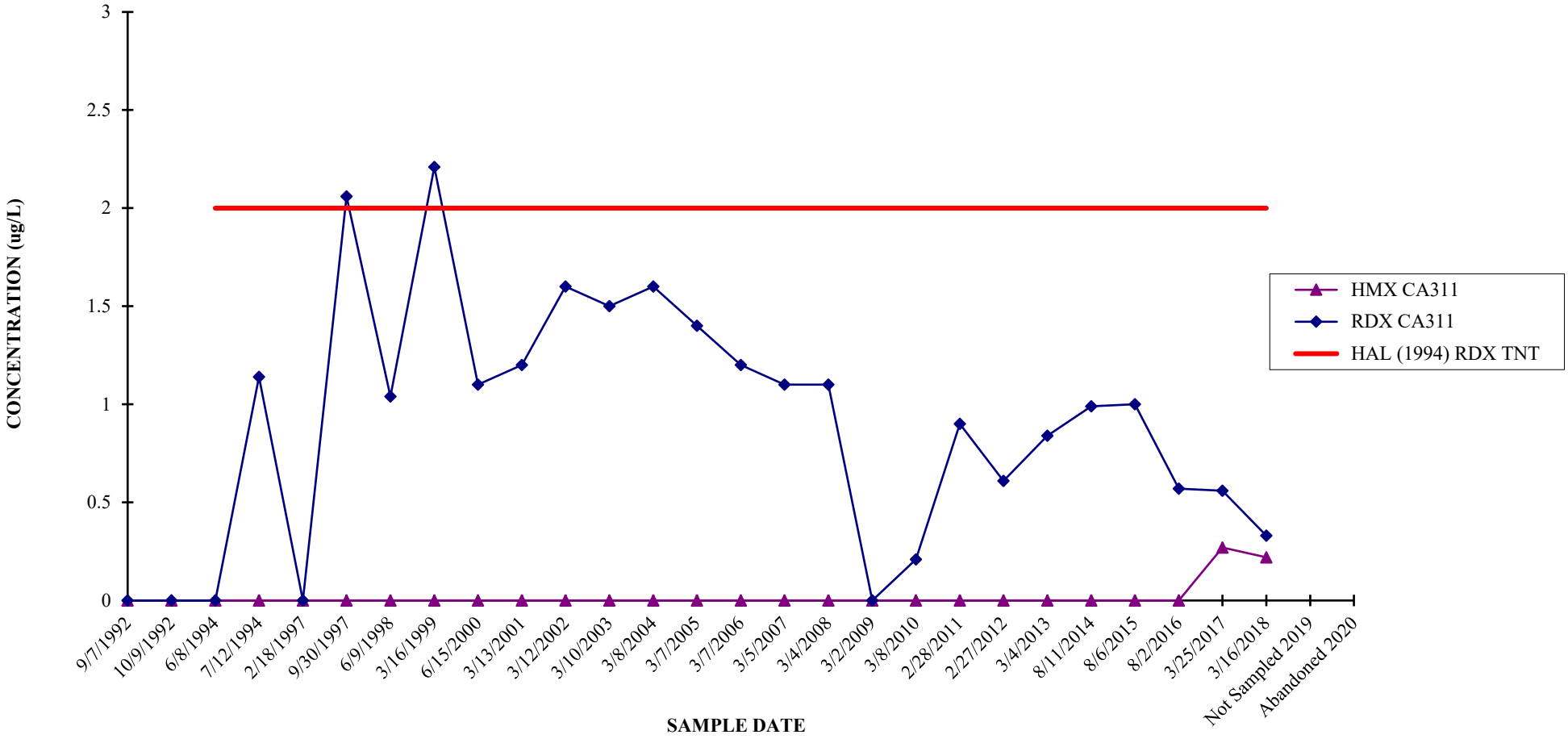

CORNHUSKER ARMY AMMUNITION PLANT
WELL CA312 - HMX AND RDX

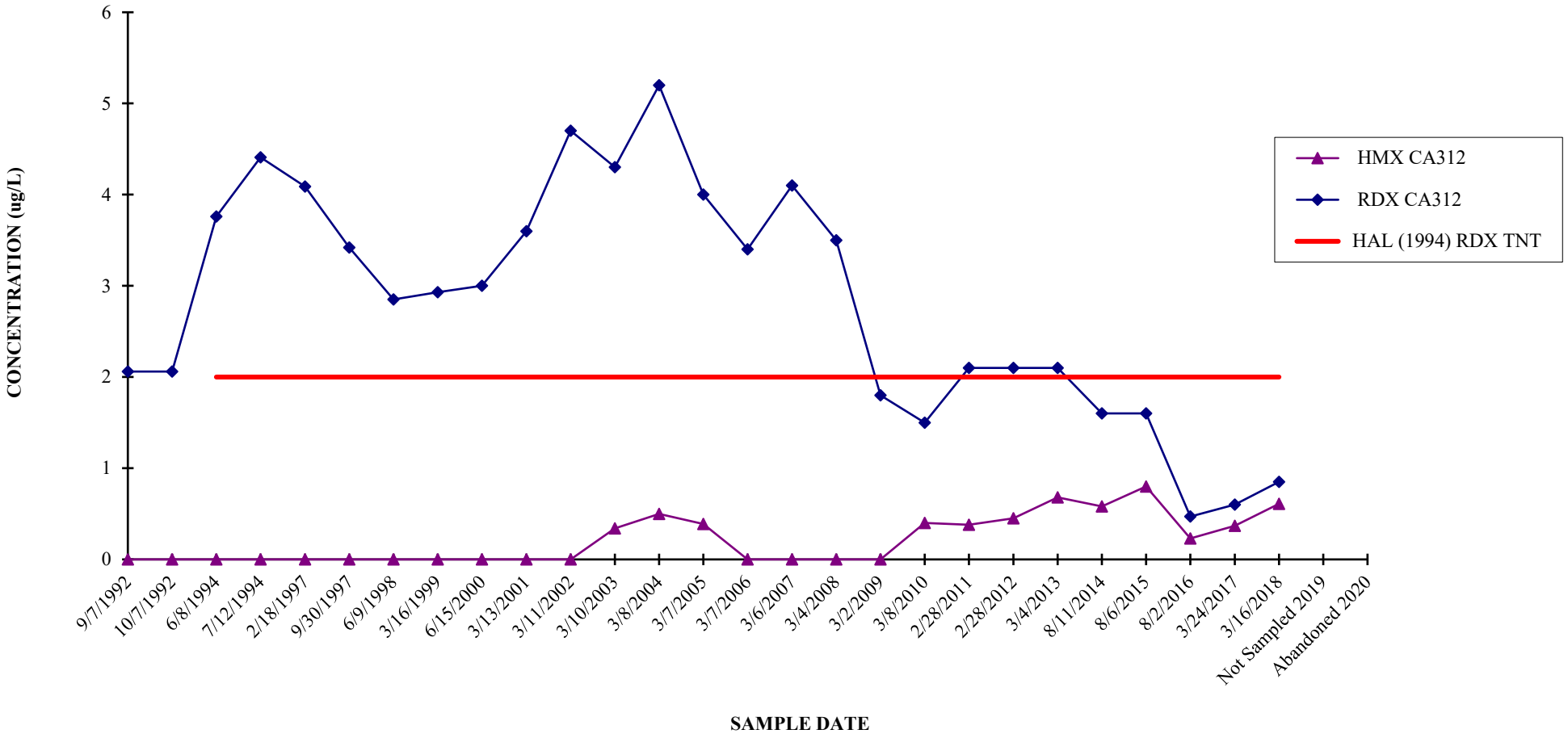

CORNHUSKER ARMY AMMUNITION PLANT
WELL CA322 - HMX

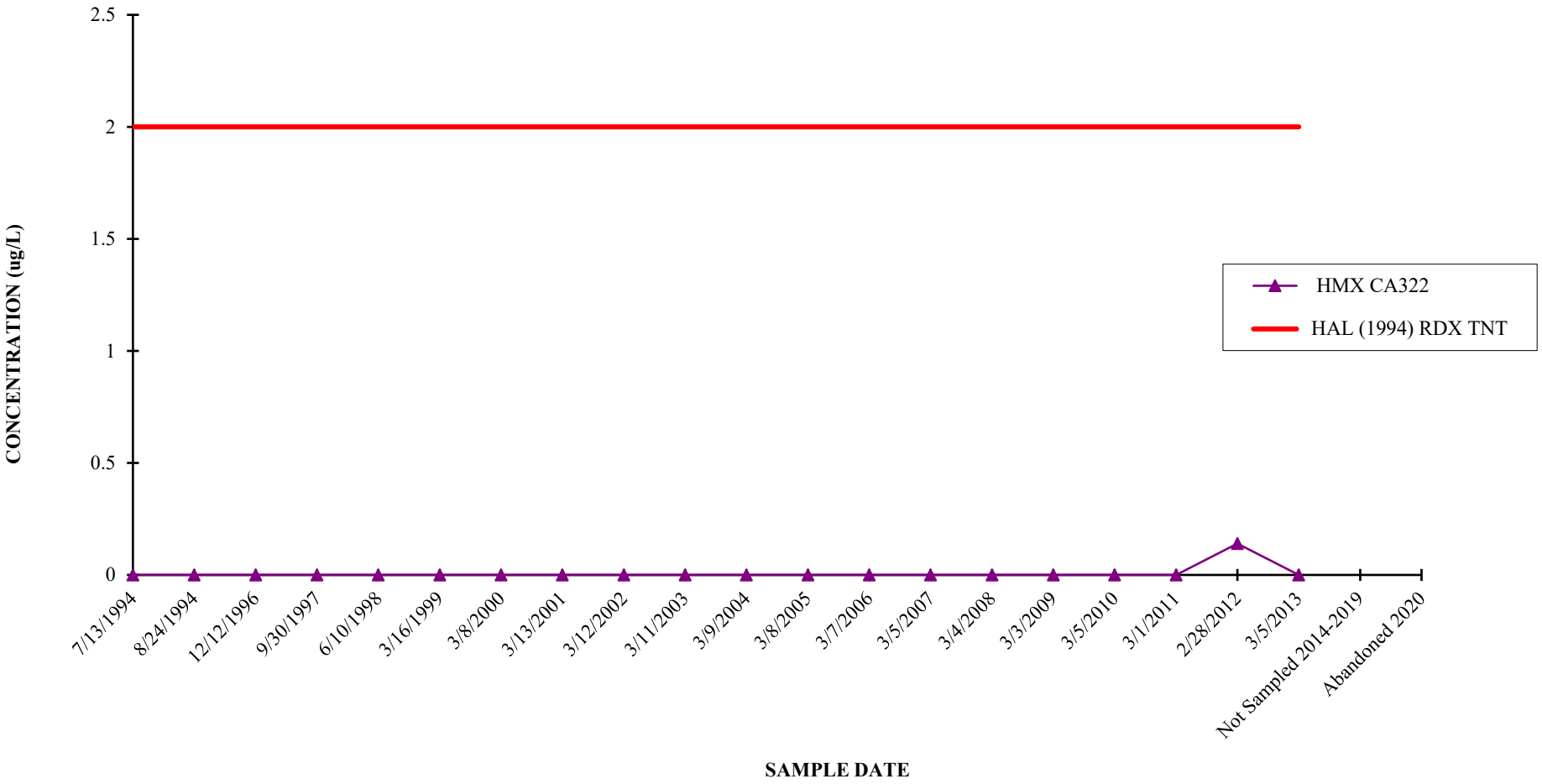

CORNHUSKER ARMY AMMUNITION PLANT
WELL CA331 - RDX

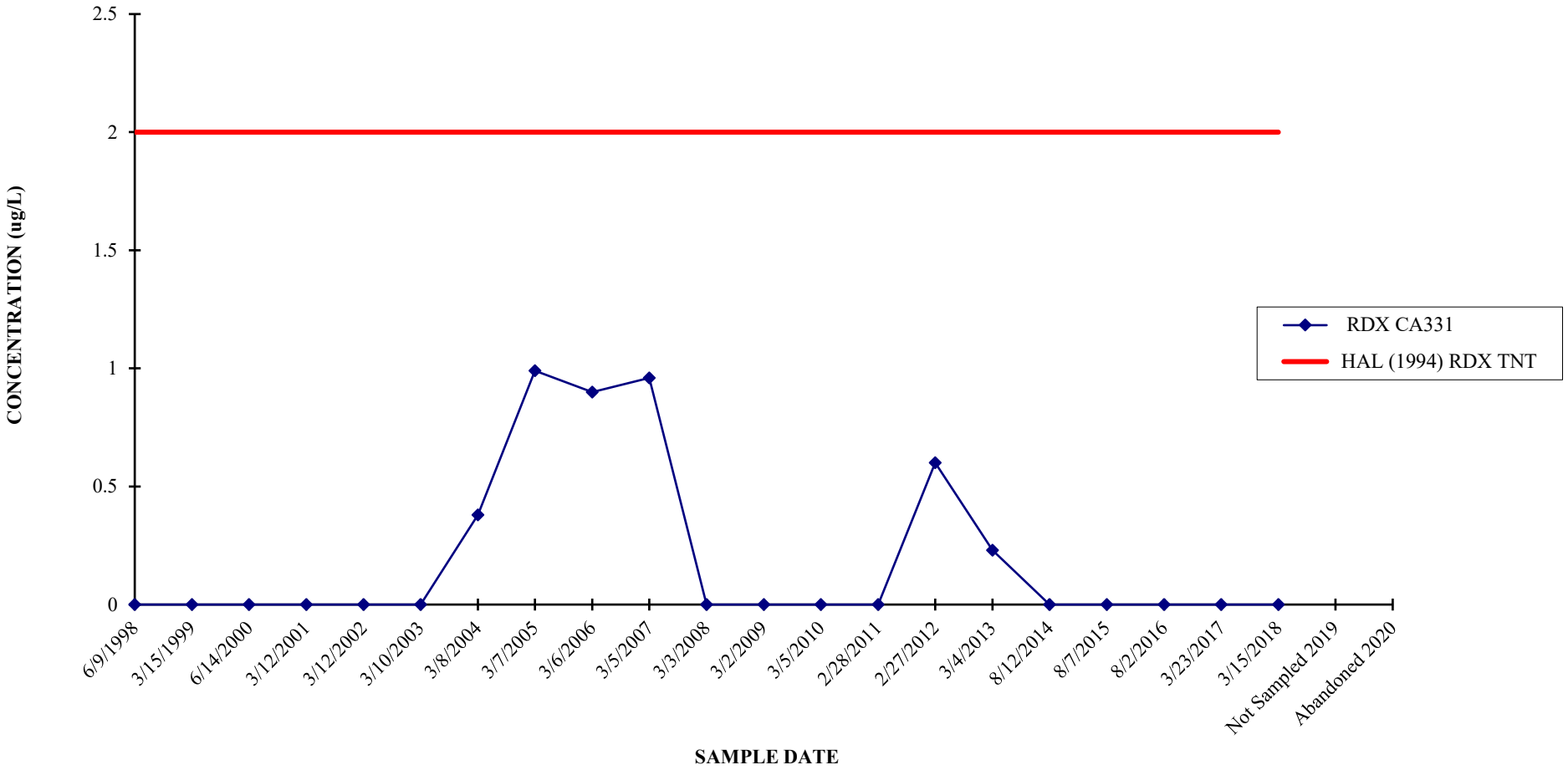

CORNHUSKER ARMY AMMUNITION PLANT
WELL CA332 - RDX

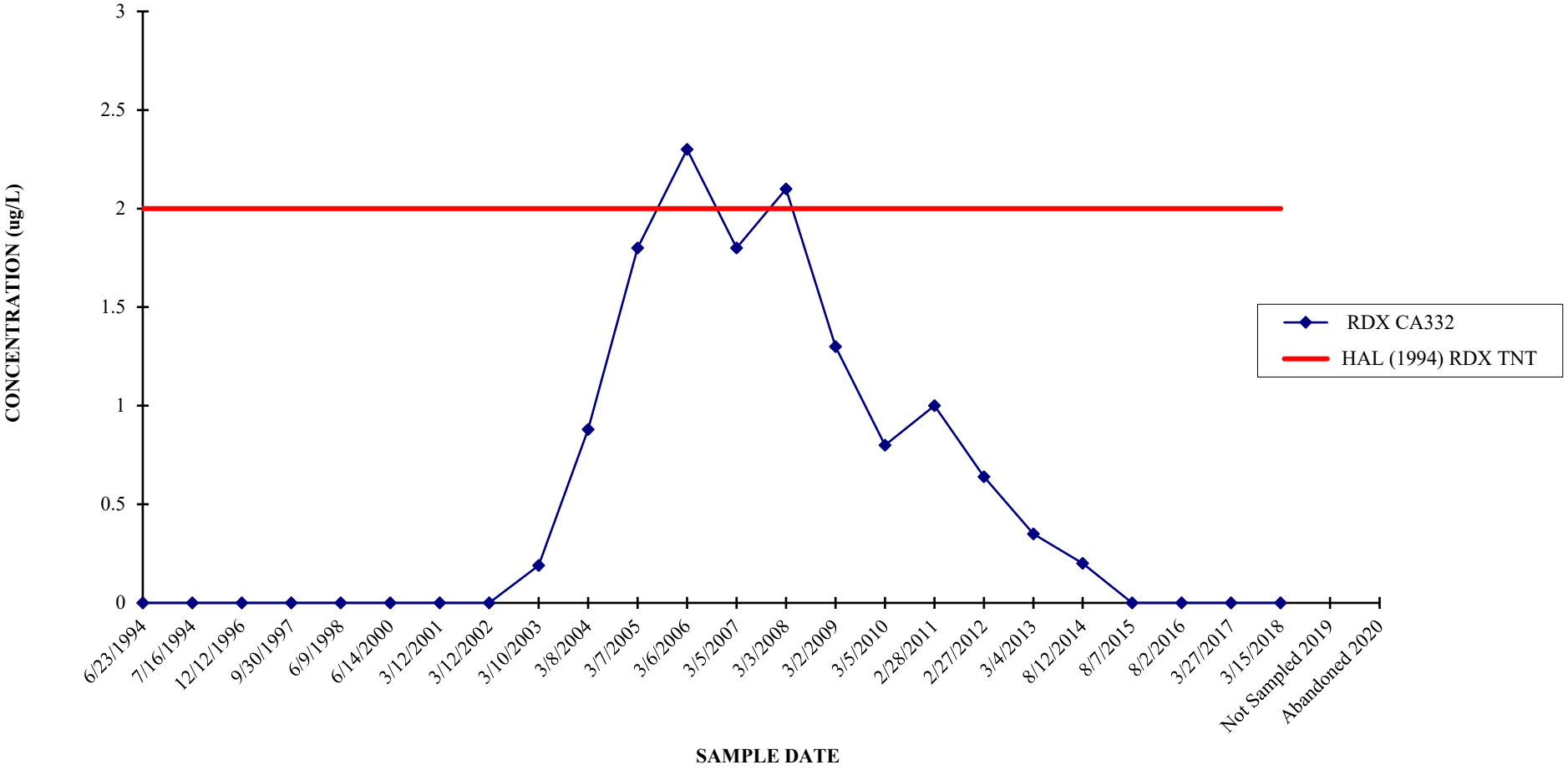

CORNHUSKER ARMY AMMUNITION PLANT
WELL CA342 - HMX AND RDX

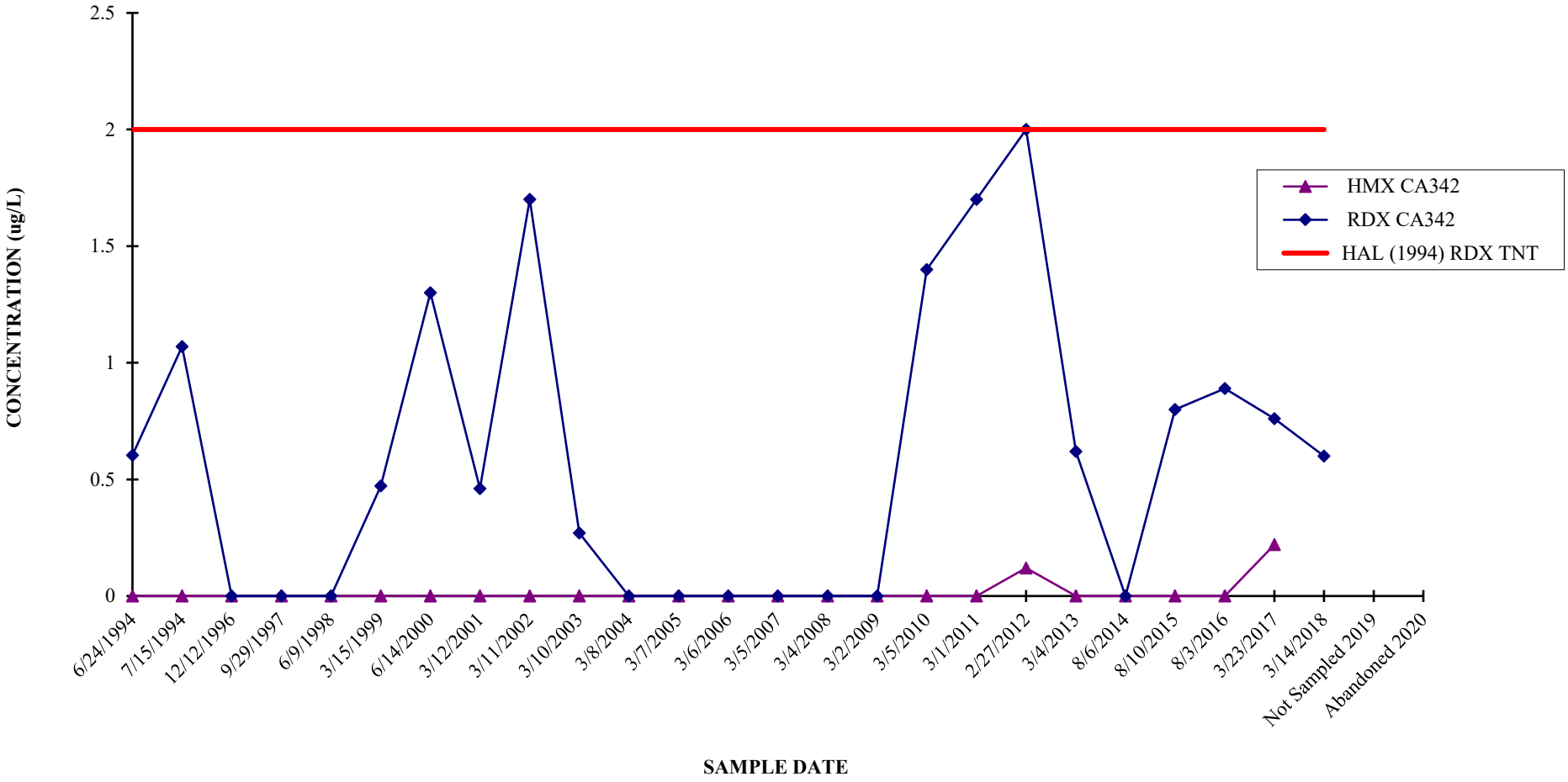

CORNHUSKER ARMY AMMUNITION PLANT
WELL CA343 - HMX AND RDX

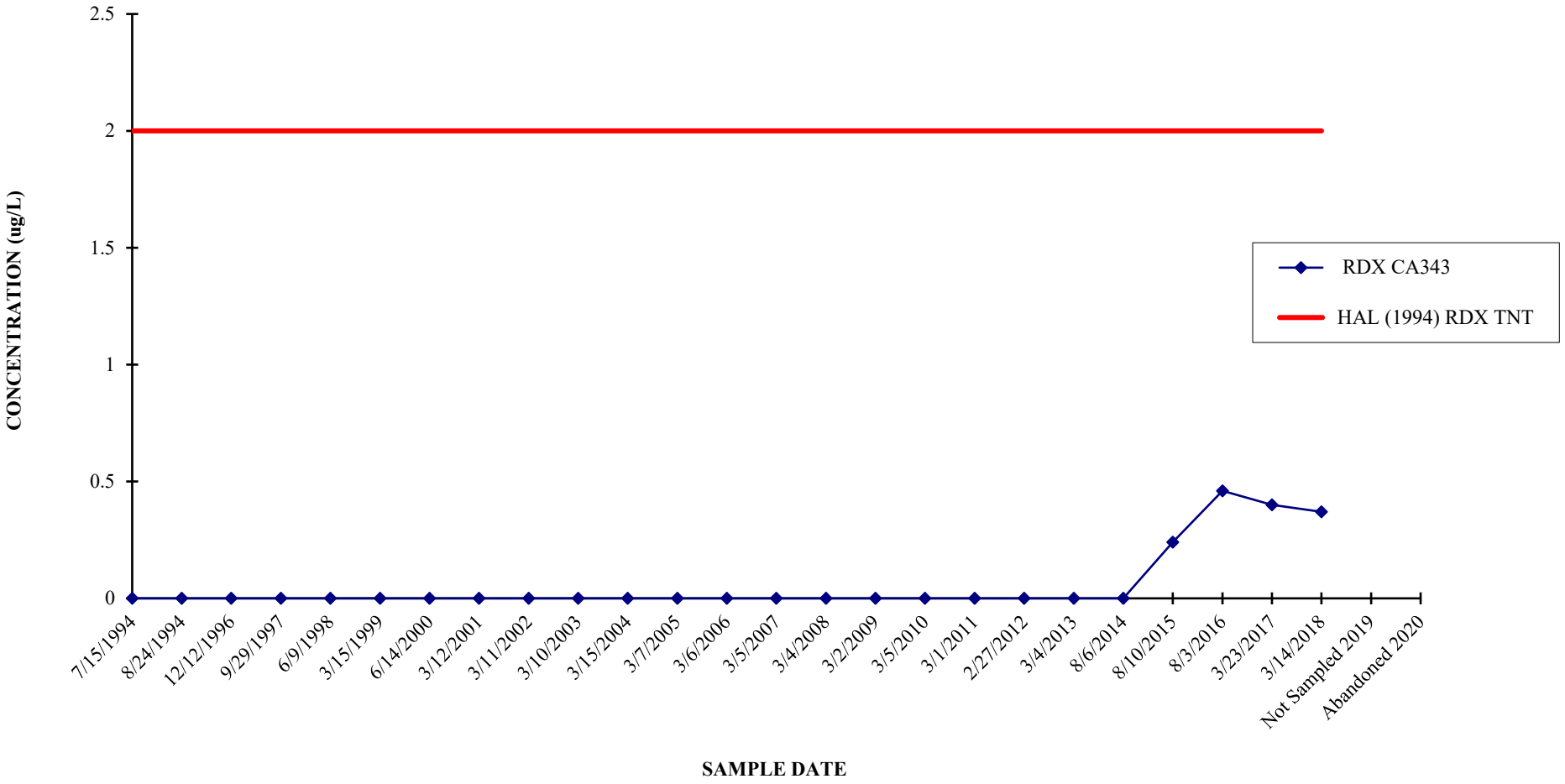

CORNHUSKER ARMY AMMUNITION PLANT
WELL CA350 - HMX

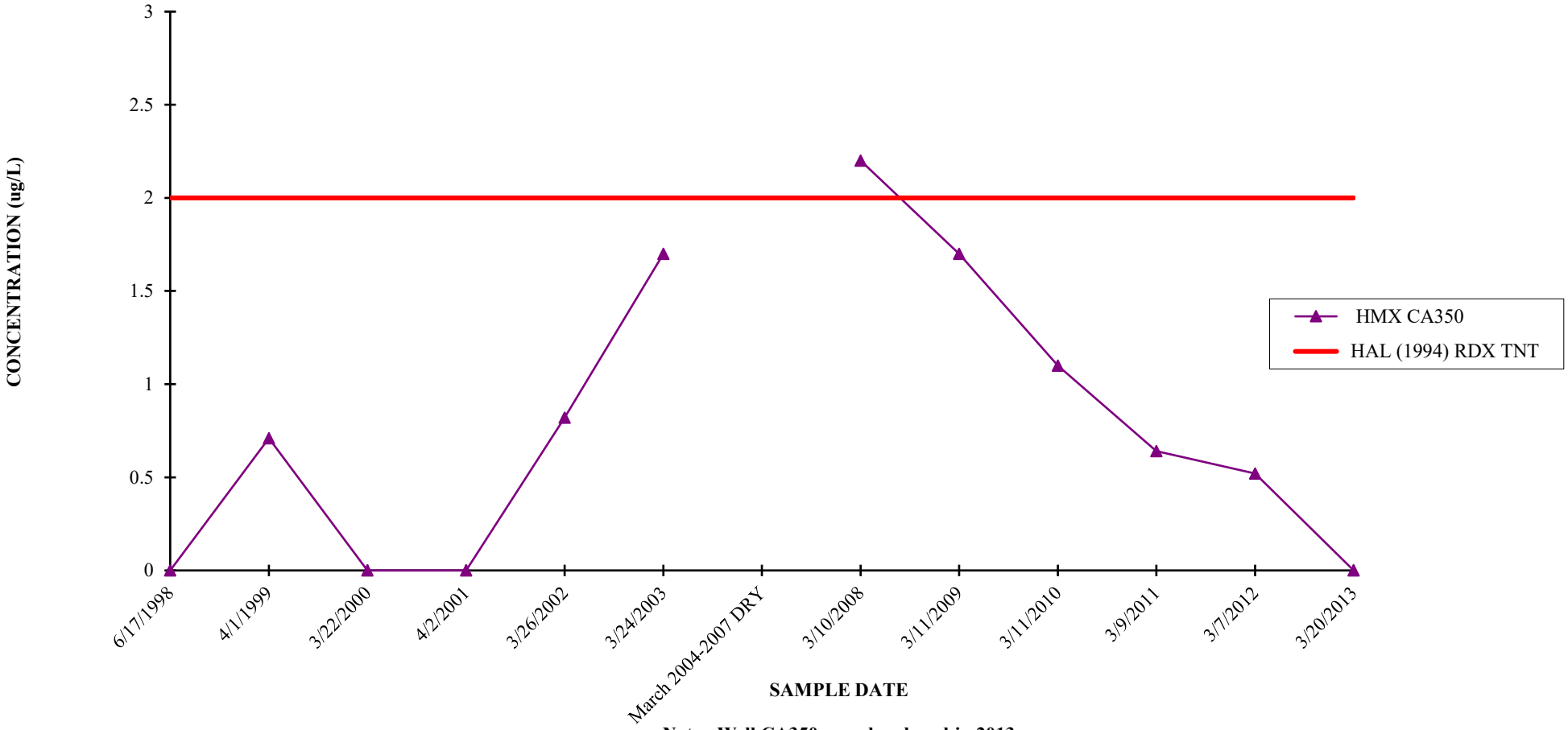

Note: Well CA350 was abandoned in 2013

CORNHUSKER ARMY AMMUNITION PLANT
WELL CA351 - HMX, RDX, AND TNT

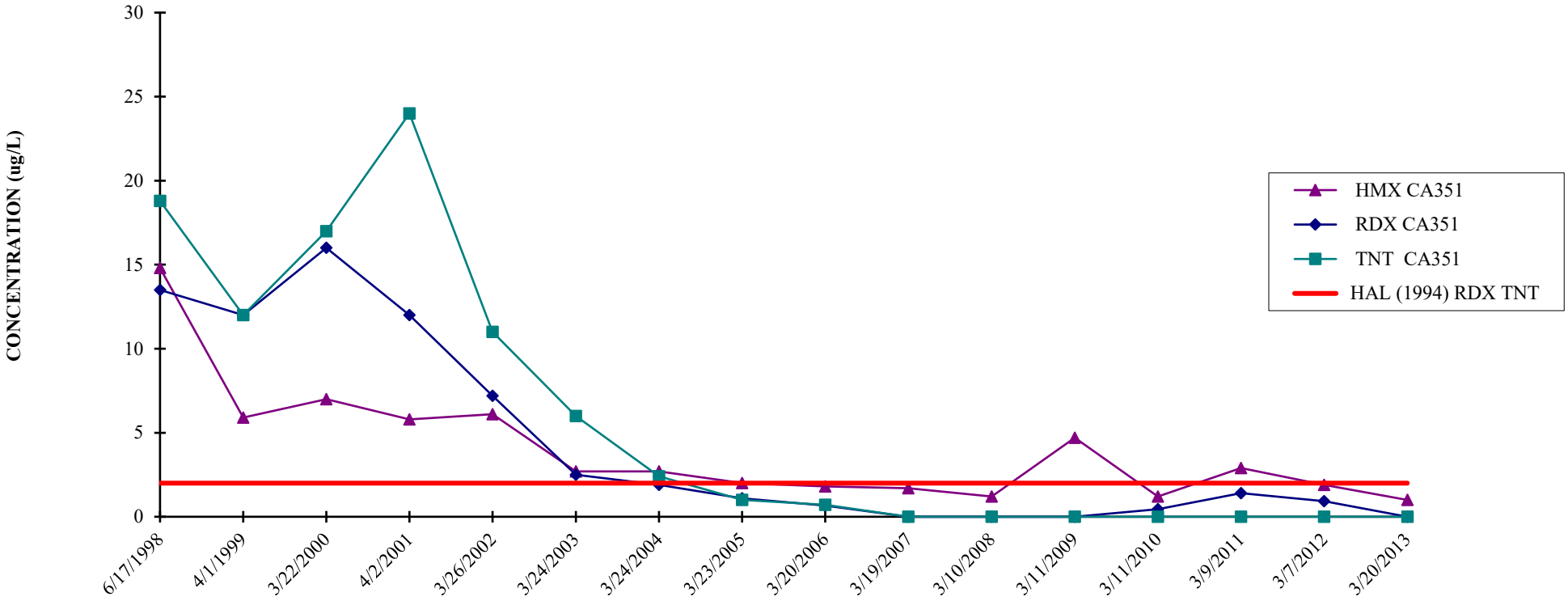

Note: Well CA351 was abandoned in 2013

CORNHUSKER ARMY AMMUNITION PLANT
WELL CA352 - HMX AND RDX

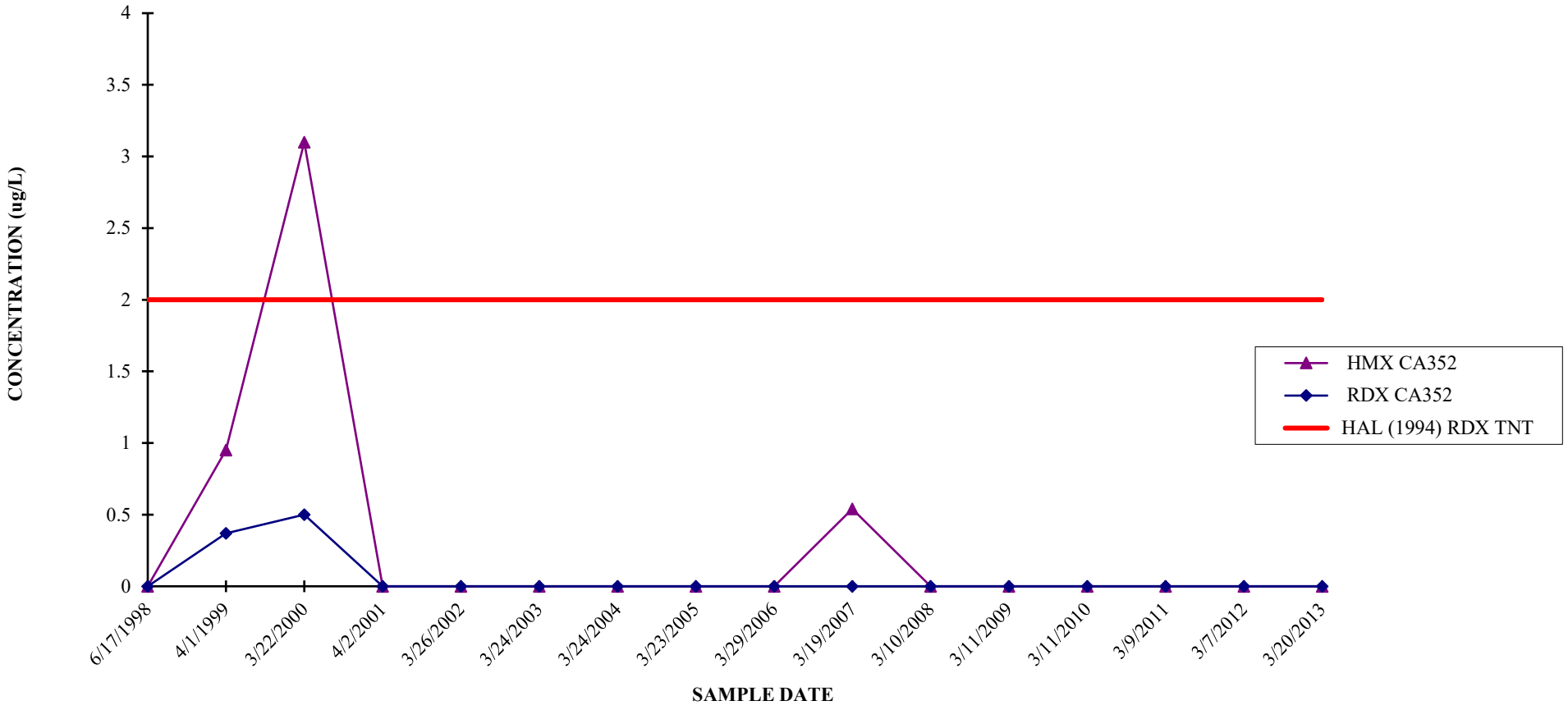

Note: Well CA352 was abandoned in 2013

CORNHUSKER ARMY AMMUNITION PLANT
WELL CA360 - TNT

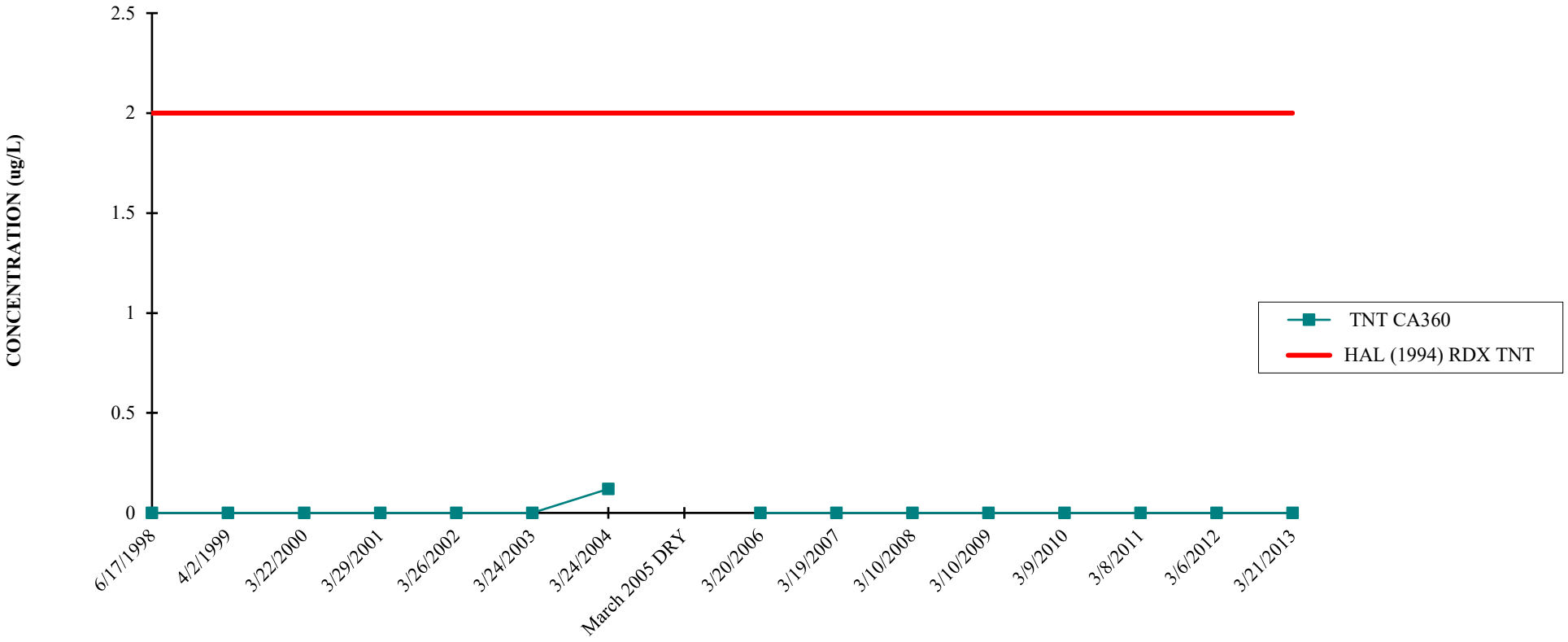

Note: Well CA360 was abandoned in 2013

CORNHUSKER ARMY AMMUNITION PLANT
WELL CA361 - TNT

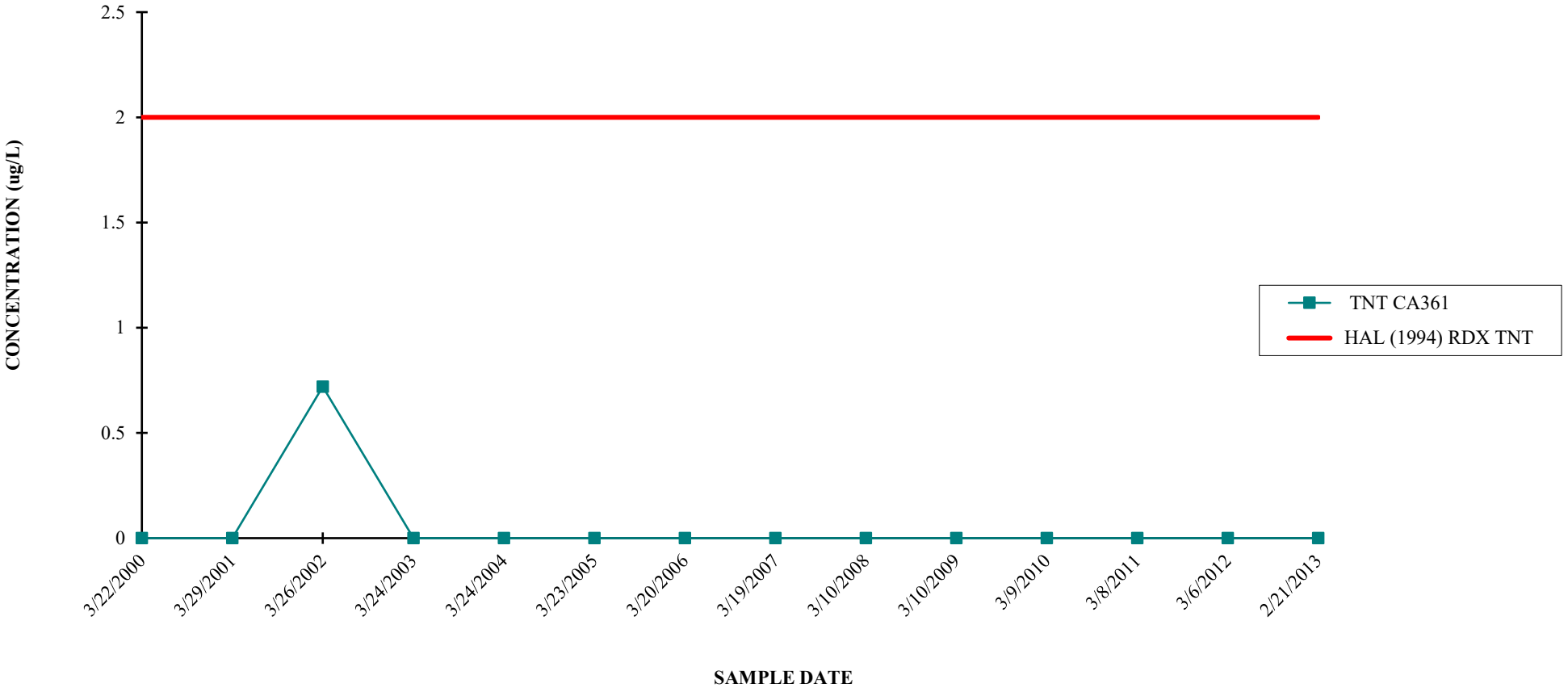

Note: Well CA361 was abandoned in 2013

CORNHUSKER ARMY AMMUNITION PLANT
WELL CA381 - HMX, RDX, AND TNT

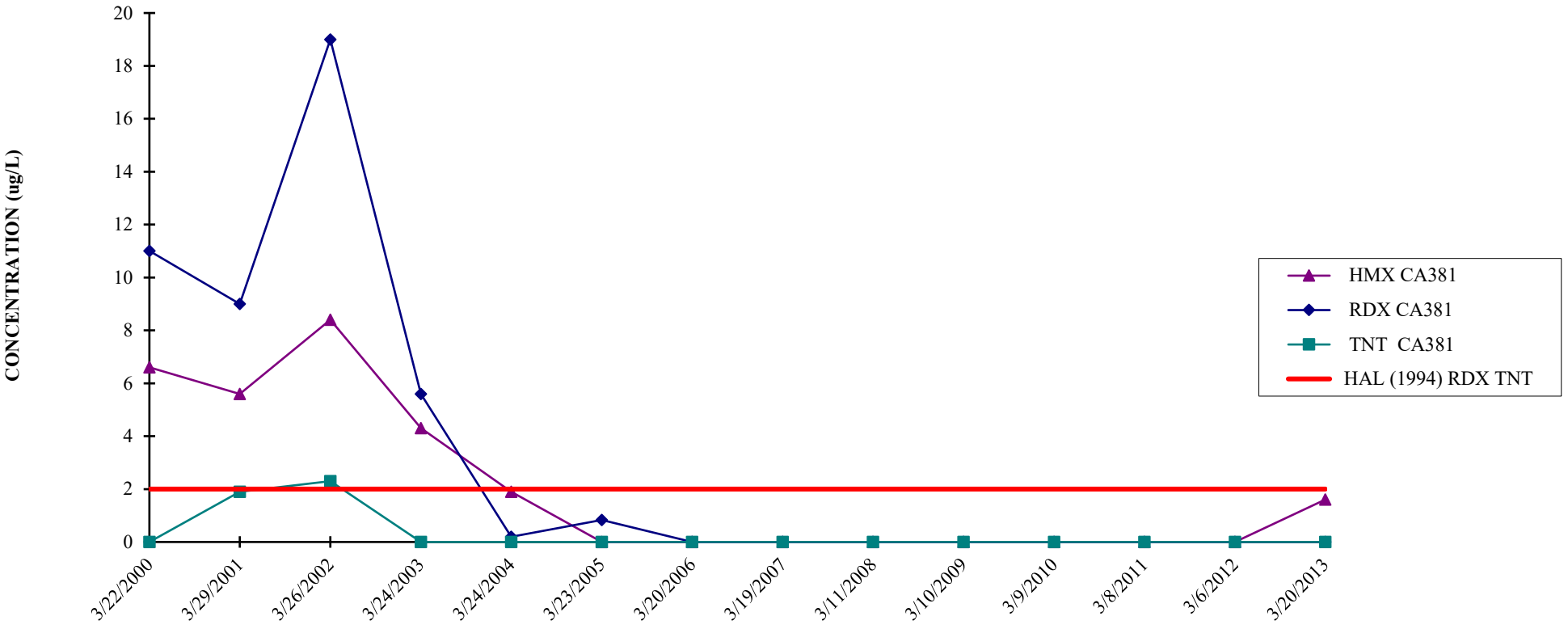

Note: Well CA381 was abandoned in 2013

CORNHUSKER ARMY AMMUNITION PLANT
WELL CA382 - HMX AND RDX

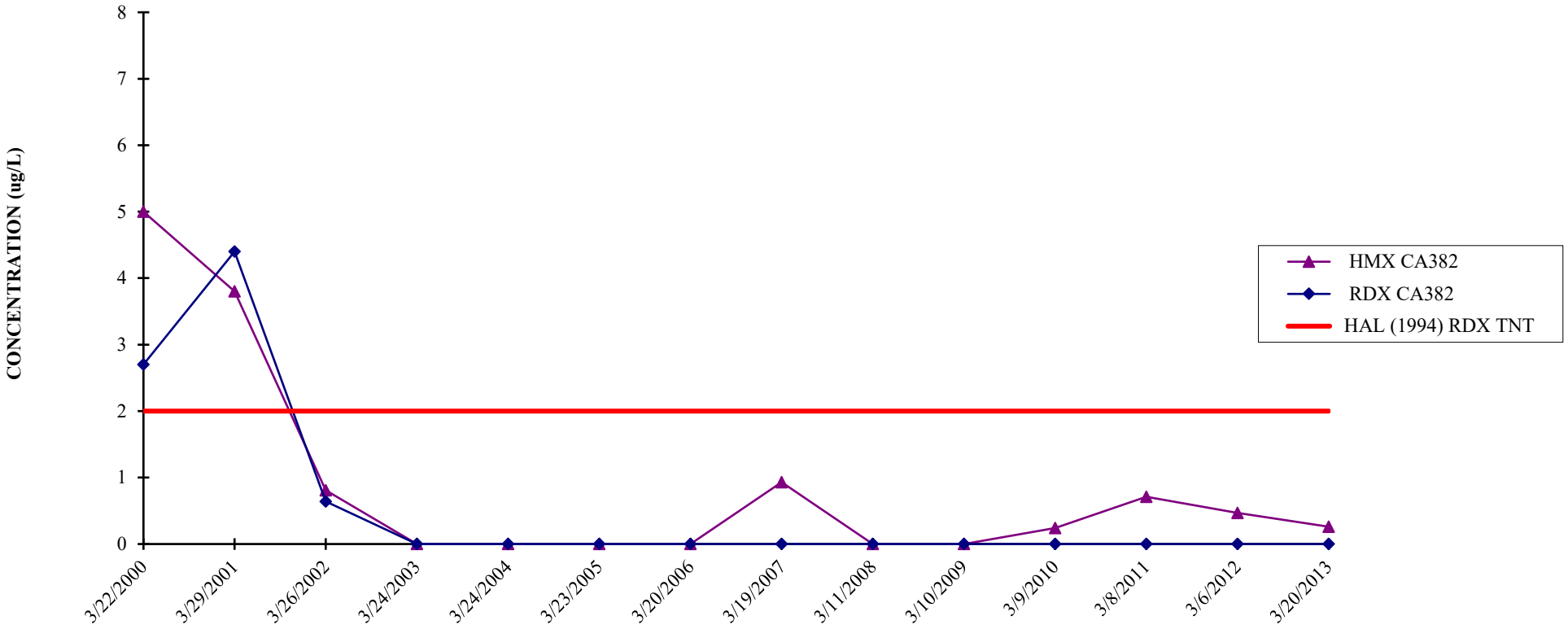

Note: Well CA382 was abandoned in 2013

CORNHUSKER ARMY AMMUNITION PLANT
WELL CA390 - HMX AND RDX

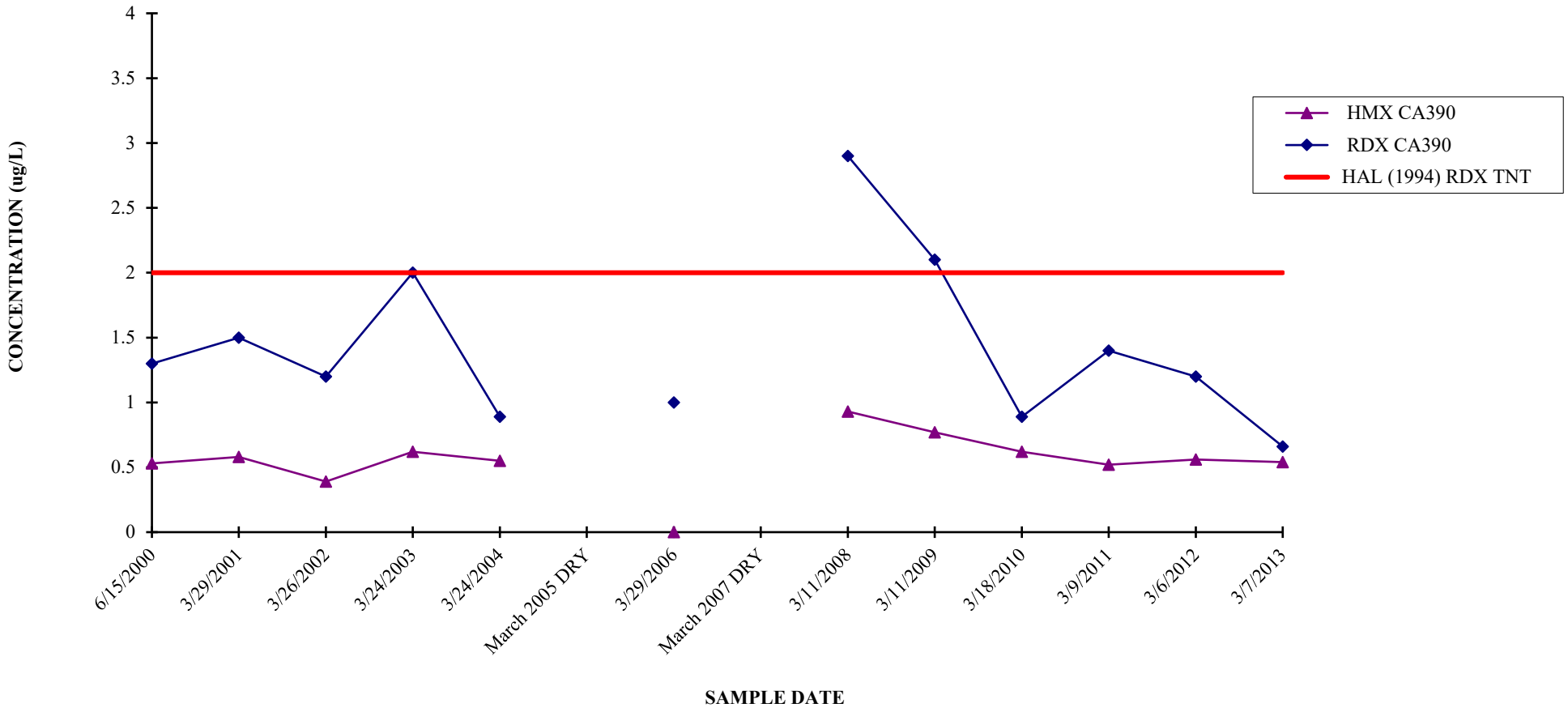

Note: Well CA390 was abandoned in 2013

E.4 OU3 Shop Area (Explosives, VOCs, TPHs, and Natural Attenuation Parameters)

(on enclosed CD)

E.4 OU3 Shop Area (Explosives, VOCs, TPHs, and Natural Attenuation Parameters)

WELL	TABLE
G0069	E.4-1
G0069	E.4-2
SAMW1	E.4-3
SHGW02	E.4-4
SHGW03	E.4-5
SHGW04	E.4-6
WB10 (Shop Area Well 003)	E.4-7

TABLE E.4-1
CORNHUSKER ARMY AMMUNITION PLANT
WELL G0053-VOCs AND NATURAL ATTENUATION PARAMETERS

FIELD ID			G0053						G0053						G0053						G0053						G0053						G0053					
METHOD	Maximum	Detection	8260B						8260B						8260B						8260B						8260B						8260B					
COLLECT DATE	Detection	Frequency	5/18/2022						None						6/6/2019						None						8/15/2016						None					
			Result	Qual	DL	LOD	LOQ	Result	RL	Qual	Result	Qual	DL	LOD	LOQ	Result	RL	Qual	Result	DL	LOD	LOQ	Qual	Result	RL	Qual	Result	RL	Qual	Result	RL	Qual	Result	RL	Qual	Result	RL	Qual
VOLATILE ORGANIC COMPOUNDS (µg/L)																																						
1,1,1-Trichloroethane	-	0 / 16	<	U	0.16	0.4	1				<	U	0.16	0.4	1				<	0.16	0.4	1	U				<	1	U	<	1	U						
1,1,2,2-Tetrachloroethane	-	0 / 16	<	U	0.21	0.8	1				<	U	0.21	0.8	1				<	0.2	0.8	1	U				<	1	U	<	1	U						
1,1,2-Trichloro-1,2,2-trifluoroethane (Freon® 113)	2.9 J	3 / 14	2.9	J	0.18	0.4	3				0.53	J	0.18	0.4	3				<	0.79	1.6	3	U				1.2	1		<	1	U						
1,1,2-Trichloroethane	-	0 / 16	<	U	0.27	0.8	1				<	U	0.27	0.8	1				<	0.32	0.8	1	U				<	1	U	<	1	U						
1,1-Dichloroethane	-	0 / 16	<	U	0.22	0.8	1				<	U	0.22	0.8	1				<	0.16	0.8	1	U				<	1	U	<	1	U						
1,1-Dichloroethene	-	0 / 16	<	U	0.23	0.8	1				<	U	0.23	0.8	1				<	0.14	0.8	1	U				<	0.5	U	<	0.5	U						
1,2,3-Trichlorobenzene	-	0 / 5	<	U	0.21	0.8	1				<	U	0.21	0.8	1				<	0.18	0.8	1	U				<	2	U	<	2	U						
1,2,4-Trichlorobenzene	-	0 / 14	<	U	0.21	0.8	1				<	U	0.21	0.8	1				<	0.32	0.8	1	U				<	1	U	<	1	U						
1,2-Dibromo-3-chloropropane	-	0 / 14	<	U	0.47	1.6	5				<	U	0.47	1.6	5				<	0.81	1.6	5	U				<	2	U	<	2	U						
1,2-Dibromoethane (EDB)	-	0 / 14	<	U	0.18	0.4	1				<	U	0.18	0.4	1				<	0.18	0.4	1	U				<	1	U	<	1	U						
1,2-Dichlorobenzene	-	0 / 14	<	U	0.15	0.4	1				<	U	0.15	0.4	1				<	0.13	0.4	1	U				<	1	U	<	1	U						
1,2-Dichloroethane	-	0 / 16	<	U	0.13	0.4	1	**Not Sampled**			<	U	0.13	0.4	1	**Not Sampled**			<	0.13	0.4	1	U	**Not Sampled**			<	0.5	U	<	0.5	U	**Not Sampled**					
1,2-Dichloropropane	-	0 / 16	<	U	0.18	0.4	1	**in 2020, 2021**			<	U	0.18	0.4	1	**in 2017, 2018**			<	0.13	0.4	1	U	**in 2014, 2015**			<	1	U	<	1	U	**in 2011**					
1,3-Dichlorobenzene	-	0 / 14	<	U	0.13	0.4	1				<	U	0.13	0.4	1				<	0.16	0.4	1	U				<	2	U	<	2	U						
1,4-Dichlorobenzene	-	0 / 14	<	U	0.16	0.4	1				<	U	0.16	0.4	1				<	0.16	0.4	1	U				<	3	U	<	3	U						
2-Butanone	-	0 / 16	<	U	2	4	6				<	U	2	4	6				<	1.8	4	6	U				<	4	U	<	4	U						
2-Hexanone	-	0 / 16	<	U	1.7	4	5				<	U	1.7	4	5				<	1.4	4	5	U				<	4	U	<	4	U						
4-Methyl-2-pentanone	-	0 / 16	<	U	0.98	3.2	5				<	U	0.98	3.2	5				<	1	3.2	5	U				<	4	U	<	4	U						
Acetone	-	0 / 15	<	U	1.9	6.4	10				<	U	1.9	6.4	10				<	1.9	6.4	10	U				<	10	U	<	10	U						
Benzene	-	0 / 16	<	U	0.16	0.4	1				<	U	0.16	0.4	1				<	0.16	0.4	1	U				<	0.5	U	<	0.5	U						
Bromochloromethane	-	0 / 5	<	U	0.1	0.2	1				<	U	0.1	0.2	1				<	0.1	0.2	1	U				<	1	U	<	1	U						
Bromodichloromethane	-	0 / 16	<	U	0.17	0.4	1				<	U	0.17	0.4	1				<	0.17	0.4	1	U				<	0.5	U	<	0.5	U						
Bromoform	-	0 / 16	<	U	0.46	0.9	1				<	U	0.46	1	1				<	0.19	0.4	1	U				<	1	U	<	1	U						
Bromomethane	-	0 / 16	<	U	0.21	0.8	2				<	U	0.21	0.8	2				<	0.21	0.8	2	U				<	1	U	<	1	U						
Carbon Disulfide	-	0 / 15	<	U	0.17	0.8	2				<	U	0.17	0.8	2				<	0.45	1.6	2	U				<	1	U	<	1	U						
Carbon Tetrachloride	-	0 / 16	<	U	0.19	0.4	2				<	U	0.19	0.4	2				<	0.19	0.4	2	U				<	0.5	U	<	0.5	U						
Chlorobenzene	-	0 / 16	<	U	0.17	0.4	1				<	U	0.17	0.4	1				<	0.17	0.4	1	U				<	0.5	U	<	0.5	U						
Chloroethane	-	0 / 16	<	U	0.41	1.6	2				<	U	0.41	1.6	2				<	0.41	1.6	2	U				<	2	U	<	1.4	U						
Chloroform	-	0 / 16	<	U	0.16	0.4	1				<	U	0.16	0.4	1				<	0.16	0.4	1	U				<	0.5	U	<	0.5	U						
Chloromethane	-	0 / 16	<	U	0.3	0.8	2				<	U	0.3	0.8	2				<	0.3	0.8	2	U				<	1	U	<	1	U						
cis-1,2-Dichloroethene	-	0 / 16	<	U	0.15	0.4	1				<	U	0.15	0.4	1				<	0.15	0.4	1	U				<	0.5	U	<	0.5	U						
cis-1,3-Dichloropropene	-	0 / 16	<	U	0.16	0.4	1				<	U	0.16	0.4	1				<	0.16	0.4	1	U				<	1	U	<	1	U						
Cyclohexane	-	0 / 14	<	U	0.28	0.8	2				<	U	0.28	0.8	2				<	0.28	0.8	2	U				<	1	U	<	1	U						
Dibromochloromethane	-	0 / 16	<	U	0.17	0.4	1				<	U	0.17	0.4	1				<	0.17	0.4	1	U				<	0.26	U	<	0.26	U						
Dichlorodifluoromethane (Freon® 12)	-	0 / 14	<	U	0.31	0.8	2				<	U	0.31	0.8	2				<	0.31	0.8	2	U				<	1.2	U	<	1.2	U						
Ethylbenzene	-	0 / 16	<	U	0.16	0.4	1				<	U	0.16	0.4	1				<	0.16	0.4	1	U				<	0.5	U	<	0.5	U						
Isopropylbenzene	-	0 / 14	<	U	0.19	0.4	1				<	U	0.19	0.4	1				<	0.19	0.4	1	U				<	0.5	U	<	0.5	U						
Methyl Acetate	-	0 / 14	<	U	1.6	4	5				<	U	1.6	4	5				<	1.6	4	5	U				<	1	U	<	1	U						
Methylcyclohexane	-	0 / 14	<	U	0.1	0.4	2				<	U	0.1	0.4	2				<	0.25	0.8	5	U				<	1	U	<	1	U						
Methyl tert-Butyl Ether (MTBE)	-	0 / 14	<	U	0.25	0.8	5				<	U	0.25	0.8	5				<	0.36	0.8	2	U				<	1	U	<	1	U						
Methylene Chloride	-	0 / 16	<	U	0.94	2	5				<	U	0.94	2	5				<	0.32	0.8	5	U				<	5	U	<	1	U						
Styrene	-	0 / 16	<	U	0.36	0.8	1				<	U	0.36	0.8	1				<	0.17	0.4	1	U				<	1	U	<	1	U						
Tetrachloroethene	-	0 / 16	<	U	0.2	0.4	1				<	U	0.2	0.4	1				<	0.2	0.4	1	U				<	0.5	U	<	0.5	U						
Toluene	-	0 / 16	<	U	0.17	0.4	1				<	U	0.17	0.4	1				<	0.17	0.4	1	U				<	1	U	<	1	U						
trans-1,2-Dichloroethene	-	0 / 16	<	U	0.15	0.4	1				<	U	0.15	0.4	1				<	0.15	0.4	1	U				<	0.66	U	<	0.66	U						
trans-1,3-Dichloropropene	-	0 / 16	<	U	0.19	0.4	1				<	U	0.19	0.4	1				<	0.19	0.4	1	U				<	1	U	<	1	U						

TABLE E.4-1
CORNHUSKER ARMY AMMUNITION PLANT
WELL G0053-VOCs AND NATURAL ATTENUATION PARAMETERS

FIELD ID			G0053						G0053						G0053						G0053						G0053						G0053					
METHOD	Maximum	Detection	8260B						8260B						8260B						8260B						8260B						8260B					
COLLECT DATE	Detection	Frequency	5/18/2022						None						6/6/2019						None						8/15/2016						None					
			Result	Qual	DL	LOD	LOQ	Result	RL	Qual	Result	Qual	DL	LOD	LOQ	Result	RL	Qual	Result	DL	LOD	LOQ	Qual	Result	RL	Qual	Result	RL	Qual	Result	RL	Qual	Result	RL	Qual	Result	RL	Qual
Trichloroethene	-	0 / 14	<	U	0.16	0.4	1				<	U	0.16	0.4	1				<	0.16	0.4	1	U				<	0.5	U	<	0.5	U						
Trichlorofluoromethane	-	0 / 14	<	U	0.29	0.8	2				<	U	0.29	0.8	2				<	0.29	0.8	2	U				<	1	U	<	1	U						
Vinyl Chloride	1.2	1 / 16	<	U	0.1	0.3	1.5				<	U	0.1	0.2	1.5				<	0.19	0.8	2	U				<	1	U	1.2	1						
Xylenes (total)	-	0 / 14	<	U	0.19	0.8	1	**Not Sampled**			<	U	0.19	0.8	1	**Not Sampled**			<	0.19	0.8	2	U	**Not Sampled**				NA			NA		**Not Sampled**				
2-Chloroethyl Vinyl Ether	-	0 / 2			NA			**in 2020, 2021**					NA			**in 2017, 2018**					NA			**in 2014, 2015**				NA			NA		**in 2011**				
Bromoethane	-	0 / 2			NA								NA								NA							NA			NA						
m,p-Xylene	-	0 / 2			NA								NA								NA						<	0.46	U	<	0.46	U					
O-Xylene	-	0 / 2			NA								NA								NA						<	1	U	<	5	U					
Vinyl Acetate	-	0 / 2			NA								NA								NA							NA			NA						
NATURAL ATTENUATION PARAMETERS																																						
Methane RSK-175 (µg/L)			1.6	J	0.63	1.3	5				<	U	0.63	2	5				<	0.22	0.8	5	U				59	5		1200	50						
Ethane RSK-175 (µg/L)			<	U	0.57	1.5	5	**Not Sampled**			<	U	0.57	1.5	5	**Not Sampled**			<	0.57	1.5	5	U	**Not Sampled**			<	1.2	U	<	1.2	U	**Not Sampled**				
Ethene RSK-175 (µg/L)			<	U	0.4	1.4	5	**in 2020, 2021**			<	U	0.4	1.4	5	**in 2017, 2018**			<	0.4	1.4	5	U	**in 2014, 2015**			<	1	U	<	1	U	**in 2011**				
Nitrate/Nitrite USEPA 353.2 (mg/L)			13		0.22	0.25	0.5				16		0.038	0.1	0.2				12	0.095	0.25	0.5					5.46	0.1		6.8	0.1						
Alkalinity SM 2320B (mg/L)			140		3.1	6.4	10				76		3.1	10	10				83	1.1	3.2	5					140	1.25		130	1.25						
Sulfate USEPA 300.1 (mg/L)			50		1	2.5	5				27		1	3	5				18	0.23	0.5	5	J				22.7	1		20	1						

Notes:
Analysis methods listed are accurate for most current
sampling event. Previous analysis methods may be different.

< = less than reporting limit
µg/L = micrograms per liter
ID = identification number
J = estimated
mg/L = milligrams per liter
NA = not analyzed
Qual = qualifier
RL = reporting limit
RSK = Robert S. Kerr Environmental Research Laboratory
SM = Standard Method
U = nondetect
USEPA = United States Environmental Protection Agency
VOC = volatile organic compound

TABLE E.4-1
CORNHUSKER ARMY AMMUNITION PLANT
WELL G0053-VOCs AND NATURAL ATTENUATION PARAMETERS

FIELD ID			G0053			G0053			G0053			G0053			G0053			G0053			G0053			G0053			G0053			G0053			G0053		
METHOD	Maximum	Detection	8260B			8260B			8260B			8260B			8260B			8260B			8260B			8260B			8260B			8260B			8260B		
COLLECT DATE	Detection	Frequency	3/2/2010			3/9/2009			3/12/2008			3/20/2007			3/29/2006			3/23/2005			3/24/2004			3/25/2003			3/27/2002			4/3/2001			3/27/2000		
			Result	RL	Qual	Result	RL	Qual	Result	RL	Qual	Result	RL	Qual	Result	RL	Qual	Result	RL	Qual	Result	RL	Qual	Result	RL	Qual	Result	RL	Qual	Result	RL	Qual	Result	RL	Qual
VOLATILE ORGANIC COMPOUNDS (µg/L)																																			
1,1,1-Trichloroethane	-	0 / 16	<	1	U	<	1	U	<	1	U	<	1	U	<	1	U	<	3	U	<	1	U	<	1.0	U	<	1.0	U	<	5	U	<	1	U
1,1,2,2-Tetrachloroethane	-	0 / 16	<	1	U	<	1	U	<	1	U	<	1	U	<	1	U	<	3	U	<	1	U	<	1.0	U	<	1.0	U	<	5	U	<	1	U
1,1,2-Trichloro-1,2,2-trifluoroethane (Freon® 113)	2.9 J	3 / 14	<	3	U	<	1	U	<	1	U	<	1	U	<	1	U	<	3	U	<	1	U	<	1.0	U	<	1.0	U		NA			NA		
1,1,2-Trichloroethane	-	0 / 16	<	1	U	<	1	U	<	1	U	<	1	U	<	1	U	<	3	U	<	1	U	<	1.0	U	<	1.0	U	<	5	U	<	1	U
1,1-Dichloroethane	-	0 / 16	<	1	U	<	1	U	<	1	U	<	1	U	<	1	U	<	3	U	<	1	U	<	1.0	U	<	1.0	U	<	5	U	<	1	U
1,1-Dichloroethene	-	0 / 16	<	1	U	<	1	U	<	1	U	<	1	U	<	1	U	<	3	U	<	1	U	<	1.0	U	<	1.0	U	<	5	U	<	1	U
1,2,3-Trichlorobenzene	-	0 / 5		NA			NA			NA			NA			NA			NA			NA			NA			NA			NA			NA	
1,2,4-Trichlorobenzene	-	0 / 14	<	1	U	<	1	U	<	1	U	<	1	U	<	1	U	<	3	U	<	1	U	<	1.0	U	<	1.0	U		NA			NA		
1,2-Dibromo-3-chloropropane	-	0 / 14	<	5	U	<	1	U	<	1	U	<	1	U	<	1	U	<	3	U	<	1	U	<	1.0	U	<	1.0	U		NA			NA		
1,2-Dibromoethane (EDB)	-	0 / 14	<	1	U	<	1	U	<	1	U	<	1	U	<	1	U	<	3	U	<	1	U	<	1.0	U	<	1.0	U		NA			NA		
1,2-Dichlorobenzene	-	0 / 14	<	1	U	<	1	U	<	1	U	<	1	U	<	1	U	<	3	U	<	1	U	<	1.0	U	<	1.0	U		NA			NA		
1,2-Dichloroethane	-	0 / 16	<	1	U	<	1	U	<	1	U	<	1	U	<	1	U	<	3	U	<	1	U	<	1.0	U	<	1.0	U	<	5	U	<	1	U
1,2-Dichloropropane	-	0 / 16	<	1	U	<	1	U	<	1	U	<	1	U	<	1	U	<	3	U	<	1	U	<	1.0	U	<	1.0	U	<	5	U	<	1	U
1,3-Dichlorobenzene	-	0 / 14	<	1	U	<	1	U	<	1	U	<	1	U	<	1	U	<	3	U	<	1	U	<	1.0	U	<	1.0	U		NA			NA		
1,4-Dichlorobenzene	-	0 / 14	<	1	U	<	1	U	<	1	U	<	1	U	<	1	U	<	3	U	<	1	U	<	1.0	U	<	1.0	U		NA			NA		
2-Butanone	-	0 / 16	<	6	U	<	1	U	<	5	U	<	5	U	<	5	U	<	10	U	<	2	U	<	2.0	UJ	<	5.0	U	<	50	U	<	20	U
2-Hexanone	-	0 / 16	<	5	U	<	5	U	<	5	U	<	5	U	<	5	U	<	10	U	<	2	U	<	2.0	UJ	<	5.0	U	<	50	U	<	20	U
4-Methyl-2-pentanone	-	0 / 16	<	5	U	<	5	U	<	5	U	<	5	U	<	5	U	<	10	U	<	2	U	<	2.0	UJ	<	5.0	U	<	50	U	<	10	U
Acetone	-	0 / 15	<	10	U	<	5	U	<	5	U	<	5	U	<	5	U	<	10	U	<	2	U	<	2.0	UJ	<	5.0	UJ	<	50	U			R
Benzene	-	0 / 16	<	1	U	<	1	U	<	1	U	<	1	U	<	1	U	<	3	U	<	1	U	<	1.0	U	<	1.0	U	<	5	U	<	1	U
Bromochloromethane	-	0 / 5		NA			NA			NA			NA			NA			NA			NA			NA			NA			NA			NA	
Bromodichloromethane	-	0 / 16	<	1	U	<	1	U	<	1	U	<	1	U	<	1	U	<	3	U	<	1	U	<	1.0	U	<	1.0	U	<	5	U	<	1	U
Bromoform	-	0 / 16	<	1	U	<	1	U	<	1	U	<	1	U	<	1	U	<	3	U	<	1	U	<	1.0	U	<	1.0	U	<	5	U	<	1	U
Bromomethane	-	0 / 16	<	2	U	<	1	U	<	1	U	<	1	U	<	1	U	<	3	U	<	1	U	<	1.0	UJ	<	1.0	U	<	5	U	<	1	U
Carbon Disulfide	-	0 / 15	<	2	U	<	1	U	<	1	U	<	1	U	<	1	U	<	3	U	<	2	U	<	2.0	U	<	5.0	U		NA		<	1	U
Carbon Tetrachloride	-	0 / 16	<	2	U	<	1	U	<	1	U	<	1	U	<	1	U	<	3	U	<	1	U	<	1.0	U	<	1.0	U	<	5	U	<	1	U
Chlorobenzene	-	0 / 16	<	1	U	<	1	U	<	1	U	<	1	U	<	1	U	<	3	U	<	1	U	<	1.0	U	<	1.0	U	<	5	U	<	1	U
Chloroethane	-	0 / 16	<	2	U	<	1	U	<	1	U	<	1	U	<	1	U	<	3	U	<	1	U	<	1.0	U	<	1.0	U	<	5	U	<	1	U
Chloroform	-	0 / 16	<	1	U	<	1	U	<	1	U	<	1	U	<	1	U	<	3	U	<	1	U	<	1.0	U	<	1.0	U	<	5	U	<	1	U
Chloromethane	-	0 / 16	<	2	U	<	1	U	<	1	U	<	1	U	<	1	U	<	3	U	<	1	U	<	1.0	U	<	1.0	U	<	5	U	<	1	U
cis-1,2-Dichloroethene	-	0 / 16	<	1	U	<	1	U	<	1	U	<	1	U	<	1	U	<	3	U	<	1	U	<	1.0	U	<	1.0	U	<	5	U	<	1	U
cis-1,3-Dichloropropene	-	0 / 16	<	1	U	<	1	U	<	1	U	<	1	U	<	1	U	<	3	U	<	1	U	<	1.0	U	<	1.0	U	<	5	U	<	1	U
Cyclohexane	-	0 / 14	<	2	U	<	1	U	<	1	U	<	1	U	<	1	U	<	3	U	<	1	U	<	1.0	U	<	1.0	U		NA			NA		
Dibromochloromethane	-	0 / 16	<	1	U	<	1	U	<	1	U	<	1	U	<	1	U	<	3	U	<	1	U	<	1.0	U	<	1.0	U	<	5	U	<	1	U
Dichlorodifluoromethane (Freon® 12)	-	0 / 14	<	2	U	<	1	U	<	1	U	<	1	U	<	1	U	<	1	U	<	1	U	<	1.0	U	<	1.0	U		NA			NA		
Ethylbenzene	-	0 / 16	<	1	U	<	1	U	<	1	U	<	1	U	<	1	U	<	1	U	<	1	U	<	1.0	U	<	1.0	U	<	5	U	<	1	U
Isopropylbenzene	-	0 / 14	<	1	U	<	1	U	<	1	U	<	1	U	<	1	U	<	1	U	<	1	U	<	1.0	U	<	1.0	U		NA			NA		
Methyl Acetate	-	0 / 14	<	5	U	<	2	U	<	5	U	<	5	U	<	5	U	<	1	U	<	1	U	<	1.0	U	<	1.0	U		NA			NA		
Methylcyclohexane	-	0 / 14	<	2	U	<	5	U	<	5	U	<	5	U	<	5	U	<	1	U	<	1	U	<	1.0	U	<	1.0	U		NA			NA		
Methyl tert-Butyl Ether (MTBE)	-	0 / 14	<	5	U	<	5	U	<	1	U	<	1	U	<	1	U	<	1	U	<	1	U	<	1.0	U	<	1.0	U		NA			NA		
Methylene Chloride	-	0 / 16	<	5	U	<	1	U	<	1	U	<	1	U	<	1	U	<	1	U	<	1	U	<	1.0	U	<	1.0	U	<	10	U	<	1	U
Styrene	-	0 / 16	<	1	U	<	1	U	<	1	U	<	1	U	<	1	U	<	1	U	<	1	U	<	1.0	U	<	1.0	U	<	5	U	<	1	U
Tetrachloroethene	-	0 / 16	<	1	U	<	1	U	<	1	U	<	1	U	<	1	U	<	1	U	<	1	U	<	1.0	U	<	1.0	U	<	5	U	<	1	U
Toluene	-	0 / 16	<	1	U	<	1	U	<	1	U	<	1	U	<	1	U	<	1	U	<	1	U	<	1.0	U	<	1.0	U	<	5	U	<	1	U
trans-1,2-Dichloroethene	-	0 / 16	<	1	U	<	1	U	<	1	U	<	1	U	<	1	U	<	1	U	<	1	U	<	1.0	U	<	1.0	U	<	5	U	<	1	U
trans-1,3-Dichloropropene	-	0 / 16	<	1	U	<	1	U	<	1	U	<	1	U	<	1	U	<	1	U	<	1	U	<	1.0	U	<	1.0	U	<	5	U	<	1	U

TABLE E.4-1
CORNHUSKER ARMY AMMUNITION PLANT
WELL G0053-VOCs AND NATURAL ATTENUATION PARAMETERS

FIELD ID			G0053			G0053			G0053			G0053			G0053			G0053			G0053			G0053			G0053			G0053			G0053		
METHOD	Maximum	Detection	8260B			8260B			8260B			8260B			8260B			8260B			8260B			8260B			8260B			8260B			8260B		
COLLECT DATE	Detection	Frequency	3/2/2010			3/9/2009			3/12/2008			3/20/2007			3/29/2006			3/23/2005			3/24/2004			3/25/2003			3/27/2002			4/3/2001			3/27/2000		
			Result	RL	Qual	Result	RL	Qual	Result	RL	Qual	Result	RL	Qual	Result	RL	Qual	Result	RL	Qual	Result	RL	Qual	Result	RL	Qual	Result	RL	Qual	Result	RL	Qual	Result	RL	Qual
Trichloroethene	-	0 / 14	<	1	U	<	1	U	<	1	U	<	1	U	<	1	U	<	1	U	<	1	U	<	1.0	U	<	1.0	U		NA			NA	
Trichlorofluoromethane	-	0 / 14	<	2	U	<	1	U	<	1	U	<	1	U	<	1	U	<	1	U	<	1	U	<	1.0	U	<	1.0	U		NA			NA	
Vinyl Chloride	1.2	1 / 16	<	1.5	U	<	1	U	<	1	U	<	1	U	<	1	U	<	1	U	<	1	U	<	1.0	U	<	1.0	U	<	5	U	<	1	U
Xylenes (total)	-	0 / 14	<	1	U	<	1	U	<	2	U	<	2	U	<	2	U	<	1	U	<	1	U	<	1.0	U	<	1.0	U	<	5	U	<	1	U
2-Chloroethyl Vinyl Ether	-	0 / 2		NA		<	5	U		NA			NA			NA			NA			NA			NA			NA		<	5	U		NA	
Bromoethane	-	0 / 2		NA		<	1	U		NA			NA			NA			NA			NA			NA			NA			NA		<	1	U
m,p-Xylene	-	0 / 2		NA			NA			NA			NA			NA			NA			NA			NA			NA			NA			NA	
O-Xylene	-	0 / 2		NA			NA			NA			NA			NA			NA			NA			NA			NA			NA			NA	
Vinyl Acetate	-	0 / 2		NA		<	1	U		NA			NA			NA			NA			NA			NA			NA		<	5	U		NA	
NATURAL ATTENUATION PARAMETERS																																		
Methane RSK-175 (µg/L)			79	5		<	0.31	U	<	1.7	U	<	0.87	U	<	0.87	U	<	2	U	<	2	U		NA			NA			NA			NA	
Ethane RSK-175 (µg/L)			<	5	U	<	0.61	U	110	2		<	3.5	U	1.8	3.5	J	<	4	U	<	4	U		NA			NA			NA			NA	
Ethene RSK-175 (µg/L)			<	5	U	<	0.76	U	22	10		<	1.8	U	<	1.8	U	<	3	U	<	3	U		NA			NA			NA			NA	
Nitrate/Nitrite USEPA 353.2 (mg/L)			9.8	0.1		4.6	0.25		<	3.5	U	9.2	1		6.2	0.25		11	1		15	1		12	NA		6.34	NA		5.11	0.5		2.95	0.5	
Alkalinity SM 2320B (mg/L)			110	5		120	20		<	1.8	U	120	8		94	8		170	5		160	5		180	0.5		130	0.20		134	5.0		104	5.0	
Sulfate USEPA 300.1 (mg/L)			16	5		20	2		6.7	0.5		20	10		19	10		22	2		32	2		33	5.0		22	5.0		44.9	5.0		13.6	5.0	

Notes:
Analysis methods listed are accurate for most current
sampling event. Previous analysis methods may be different.

< = less than reporting limit
µg/L = micrograms per liter
ID = identification number
J = estimated
mg/L = milligrams per liter
NA = not analyzed
Qual = qualifier
RL = reporting limit
RSK = Robert S. Kerr Environmental Research Laboratory
SM = Standard Method
U = nondetect
USEPA = United States Environmental Protection Agency
VOC = volatile organic compound

TABLE E.4-2
CORNHUSKER ARMY AMMUNITION PLANT
WELL G0069-VOCs, TPHs, AND NATURAL ATTENUATION PARAMETERS

FIELD ID			G0069						G0069						G0069						G0069						G0069						G0069						G0069					
METHOD	Maximum	Detection	8260B						8260B						8260B						8260B						8260B						8260B						8260B					
COLLECT DATE	Detection	Frequency	5/18/2022						None						6/6/2019						None						8/15/2016						None						3/15/2013					
			Result	Qual	DL	LOD	LOQ	Result	RL	Qual	Result	Qual	DL	LOD	LOQ	Result	RL	Qual	Result	DL	LOD	LOQ	Qual	Result	RL	Qual	Result	RL	Qual	Result	RL	Qual	Result	RL	Qual	Result	RL	Qual	Result	RL	Qual	Result	RL	Qual
VOLATILE ORGANIC COMPOUNDS (µg/L)																																											
1,1,1-Trichloroethane	-	0 / 15	<	U	0.16	0.4	1				<	U	0.16	0.4	1				<	0.16	0.4	1	U				<	1	U	<	1	U											
1,1,2,2-Tetrachloroethane	-	0 / 15	<	U	0.21	0.8	1				<	U	0.21	0.8	1				<	0.2	0.8	1	U				<	1	U	<	1	U											
1,1,2-Trichloro-1,2,2-trifluoroethane (Freon® 113)	3.5	1 / 13	3.5		0.18	0.4	3				<	U	0.18	0.4	3				<	0.79	1.6	3	U				<	1	U	<	1	U											
1,1,2-Trichloroethane	-	0 / 15	<	U	0.27	0.8	1				<	U	0.27	0.8	1				<	0.32	0.8	1	U				<	1	U	<	1	U											
1,1-Dichloroethane	-	0 / 15	<	U	0.22	0.8	1				<	U	0.22	0.8	1				<	0.16	0.8	1	U				<	1	U	<	1	U											
1,1-Dichloroethene	-	0 / 15	<	U	0.23	0.8	1				<	U	0.23	0.8	1				<	0.14	0.8	1	U				<	0.5	U	<	0.5	U											
1,2,3-Trichlorobenzene	-	0 / 4	<	U	0.21	0.8	1				<	U	0.21	0.8	1				<	0.18	0.8	1	U				<	2	U	<	2	U											
1,2,4-Trichlorobenzene	-	0 / 13	<	U	0.21	0.8	1				<	U	0.21	0.8	1				<	0.32	0.8	1	U				<	1	U	<	1	U											
1,2-Dibromo-3-chloropropane	23	1 / 13	<	U	0.47	1.6	5				<	U	0.47	1.6	5				<	0.81	1.6	5	U				<	2	U	<	2	U											
1,2-Dibromoethane (EDB)	-	0 / 13	<	U	0.18	0.4	1				<	U	0.18	0.4	1				<	0.18	0.4	1	U				<	1	U	<	1	U											
1,2-Dichlorobenzene	-	0 / 13	<	U	0.15	0.4	1				<	U	0.15	0.4	1				<	0.13	0.4	1	U				<	1	U	<	1	U											
1,2-Dichloroethane	1.7	2 / 15	<	U	0.13	0.4	1	**Not Sampled**			<	U	0.13	0.4	1	**Not Sampled**			<	0.13	0.4	1	U	**Not Sampled**			<	0.5	U	<	0.5	U	**Not Sampled**										
1,2-Dichloropropane	-	0 / 15	<	U	0.18	0.4	1	**in 2020, 2021**			<	U	0.18	0.4	1	**in 2017, 2018**			<	0.13	0.4	1	U	**in 2014, 2015**			<	1	U	<	1	U	**in 2011**										
1,3-Dichlorobenzene	-	0 / 13	<	U	0.13	0.4	1				<	U	0.13	0.4	1				<	0.16	0.4	1	U				<	2	U	<	2	U											
1,4-Dichlorobenzene	-	0 / 13	<	U	0.16	0.4	1				<	U	0.16	0.4	1				<	0.16	0.4	1	U				<	3	U	<	3	U											
2-Butanone	-	0 / 15	<	U	2	4	6				<	U	2	4	6				<	1.8	4	6	U				<	4	U	<	4	U											
2-Hexanone	-	0 / 15	<	U	1.7	4	5				<	U	1.7	4	5				<	1.4	4	5	U				<	4	U	<	4	U											
4-Methyl-2-pentanone	-	0 / 15	<	U	0.98	3.2	5				<	U	0.98	3.2	5				<	1	3.2	5	U				<	4	U	<	4	U											
Acetone	-	0 / 14	<	U	1.9	6.4	10				<	U	1.9	6.4	10				<	1.9	6.4	10	U				<	10	U	<	10	U											
Benzene	0.26 J	1 / 15	<	U	0.16	0.4	1				<	U	0.16	0.4	1				<	0.16	0.4	1	U				<	0.5	U	<	0.5	U											
Bromochloromethane	-	0 / 4	<	U	0.1	0.2	1				<	U	0.1	0.2	1				<	0.1	0.2	1	U				<	1	U	<	1	U											
Bromodichloromethane	-	0 / 15	<	U	0.17	0.4	1				<	U	0.17	0.4	1				<	0.17	0.4	1	U				<	0.5	U	<	0.5	U											
Bromoform	-	0 / 15	<	U	0.46	0.9	1				<	U	0.46	1	1				<	0.19	0.4	1	U				<	1	U	<	1	U											
Bromomethane	-	0 / 15	<	U	0.21	0.8	2				<	U	0.21	0.8	2				<	0.21	0.8	2	U				<	1	U	<	1	U											
Carbon Disulfide	-	0 / 14	<	U	0.17	0.8	2				<	U	0.17	0.8	2				<	0.45	1.6	2	U				<	1	U	<	1	U											
Carbon Tetrachloride	-	0 / 15	<	U	0.19	0.4	2				<	U	0.19	0.4	2				<	0.19	0.4	2	U				<	0.5	U	<	0.5	U											
Chlorobenzene	-	0 / 15	<	U	0.17	0.4	1				<	U	0.17	0.4	1				<	0.17	0.4	1	U				<	0.5	U	<	0.5	U											
Chloroethane	-	0 / 15	<	U	0.41	1.6	2				<	U	0.41	1.6	2				<	0.41	1.6	2	U				<	2	U	<	1.4	U											
Chloroform	-	0 / 15	<	U	0.16	0.4	1				<	U	0.16	0.4	1				<	0.16	0.4	1	U				<	0.5	U	<	0.5	U											
Chloromethane	-	0 / 15	<	U	0.3	0.8	2				<	U	0.3	0.8	2				<	0.3	0.8	2	U				<	1	U	<	1	U											
cis-1,2-Dichloroethene	-	0 / 15	<	U	0.15	0.4	1				<	U	0.15	0.4	1				<	0.15	0.4	1	U				<	0.5	U	<	0.5	U											
cis-1,3-Dichloropropene	-	0 / 15	<	U	0.16	0.4	1				<	U	0.16	0.4	1				<	0.16	0.4	1	U				<	1	U	<	1	U											
Cyclohexane	-	0 / 13	<	U	0.28	0.8	2				<	U	0.28	0.8	2				<	0.28	0.8	2	U				<	1	U	<	1	U											
Dibromochloromethane	-	0 / 15	<	U	0.17	0.4	1				<	U	0.17	0.4	1				<	0.17	0.4	1	U				<	0.26	U	<	0.26	U											
Dichlorodifluoromethane (Freon® 12)	-	0 / 13	<	U	0.31	0.8	2				<	U	0.31	0.8	2				<	0.31	0.8	2	U				<	1.2	U	<	1.2	U											
Ethylbenzene	-	0 / 15	<	U	0.16	0.4	1				<	U	0.16	0.4	1				<	0.16	0.4	1	U				<	0.5	U	<	0.5	U											
Isopropylbenzene	-	0 / 13	<	U	0.19	0.4	1				<	U	0.19	0.4	1				<	0.19	0.4	1	U				<	0.5	U	<	0.5	U											
Methyl Acetate	-	0 / 13	<	U	1.6	4	5				<	U	1.6	4	5				<	1.6	4	5	U				<	1	U	<	1	U											
Methylcyclohexane	-	0 / 13	<	U	0.1	0.4	2				<	U	0.1	0.4	2				<	0.25	0.8	5	U				<	1	U	<	1	U											
Methyl tert-Butyl Ether (MTBE)	-	0 / 13	<	U	0.25	0.8	5				<	U	0.25	0.8	5				<	0.36	0.8	2	U				<	1	U	<	1	U											
Methylene Chloride	-	0 / 15	<	U	0.94	2	5				<	U	0.94	2	5				<	0.32	0.8	5	U				<	5	U	<	1	U											
Styrene	-	0 / 15	<	U	0.36	0.8	1				<	U	0.36	0.8	1				<	0.17	0.4	1	U				<	1	U	<	1	U											
Tetrachloroethene	-	0 / 15	<	U	0.2	0.4	1				<	U	0.2	0.4	1				<	0.2	0.4	1	U				<	0.5	U	<	0.5	U											
Toluene	-	0 / 15	<	U	0.17	0.4	1				<	U	0.17	0.4	1				<	0.17	0.4	1	U				<	1	U	<	1	U											
trans-1,2-Dichloroethene	-	0 / 15	<	U	0.15	0.4	1				<	U	0.15	0.4	1				<	0.15	0.4	1	U				<	0.66	U	<	0.66	U											
trans-1,3-Dichloropropene	-	0 / 15	<	U	0.19	0.4	1				<	U	0.19	0.4	1				<	0.19	0.4	1	U				<	1	U	<	1	U											

TABLE E.4-2
CORNHUSKER ARMY AMMUNITION PLANT
WELL G0069-VOCs, TPHs, AND NATURAL ATTENUATION PARAMETERS

FIELD ID			G0069						G0069						G0069						G0069						G0069						G0069						G0069					
METHOD	Maximum	Detection	8260B						8260B						8260B						8260B						8260B						8260B						8260B					
COLLECT DATE	Detection	Frequency	5/18/2022						None						6/6/2019						None						8/15/2016						None						3/15/2013					
			Result	Qual	DL	LOD	LOQ	Result	RL	Qual	Result	Qual	DL	LOD	LOQ	Result	RL	Qual	Result	DL	LOD	LOQ	Qual	Result	RL	Qual	Result	RL	Qual	Result	RL	Qual	Result	RL	Qual	Result	RL	Qual	Result	RL	Qual	Result	RL	Qual
Trichloroethene	-	0 / 13	<	U	0.16	0.4	1				<	U	0.16	0.4	1				<	0.16	0.4	1	U				<	0.5	U	<	0.5	U											
Trichlorofluoromethane	-	0 / 13	<	U	0.29	0.8	2				<	U	0.29	0.8	2				<	0.29	0.8	2	U				<	1	U	<	1	U											
Vinyl Chloride	-	0 / 15	<	U	0.1	0.2	1.5				<	U	0.1	0.2	1.5				<	0.19	0.8	2	U				<	1	U	<	1	U											
Xylenes (total)	-	0 / 13	<	U	0.19	0.8	1	**Not Sampled**			<	U	0.19	0.8	1	**Not Sampled**			<	0.19	0.8	2	U	**Not Sampled**				NA			NA		**Not Sampled**										
2-Chloroethyl Vinyl Ether	-	0 / 2			NA			**in 2020, 2021**					NA			**in 2017, 2018**				NA				**in 2014, 2015**							NA		**in 2011**										
Bromoethane	-	0 / 2			NA								NA							NA											NA											
m,p-Xylene	-	0 / 2			NA								NA							NA							<	0.46	U	<	0.46	U											
O-Xylene	-	0 / 2			NA								NA							NA							<	1	U	<	5	U											
Vinyl Acetate	-	0 / 2			NA								NA							NA											NA											
NATURAL ATTENUATION PARAMETERS																																											
Methane RSK-175 (µg/L)			2.3	J	0.63	1.3	5				<	U	0.63	2	5				180	0.22	0.8	5					48	5		<	5	U											
Ethane RSK-175 (µg/L)			<	U	0.57	1.5	5	**Not Sampled**			<	U	0.57	1.5	5	**Not Sampled**			<	0.57	1.5	5	U	**Not Sampled**			<	1.2	U	<	1.2	U	**Not Sampled**										
Ethene RSK-175 (µg/L)			<	U	0.4	1.4	5	**in 2020, 2021**			<	U	0.4	1.4	5	**in 2017, 2018**			<	0.4	1.4	5	U	**in 2014, 2015**			<	1	U	<	1	U	**in 2011**										
Nitrate/Nitrite USEPA 353.2 (mg/L)			0.18		0.044	0.05	0.1				1.6		0.019	0.05	0.1				1.1	0.019	0.05	0.1					2.86	0.1		0.111	0.1											
Alkalinity SM 2320B (mg/L)			100		3.1	6.4	10				130		3.1	10	10				150	1.1	3.2	5					230	1.25		80	1.25											
Sulfate USEPA 300.1 (mg/L)			32		1	2.5	5				21		1	3	5				24	0.23	0.5	5					29.7	1		37	1											
TOTAL PETROLEUM HYDROCARBONS (Method M8015B) (mg/L)								**Not Sampled**								**Not Sampled**								**Not Sampled**										**Not Sampled**									
Diesel Range Organics			3.4		0.031	0.12	0.24	**in 2020, 2021**			0.091	J	0.031	0.12	0.24	**in 2017, 2018**			0.27	0.031	0.12	0.24		**in 2014, 2015**			0.56	0.15		0.87	0.15		**in 2011**										

Notes:
Analysis methods listed are accurate for most current sampling event. Previous analysis methods may be different.

< = less than reporting limit
µg/L = micrograms per liter
ID = identification number
J = estimated
mg/L = milligrams per liter
NA = not analyzed
Qual = qualifier
RL = reporting limit
SM = Standard Method
RSK = Robert S. Kerr Environmental Research Laboratory
TPH = total petroleum hydrocarbons
U = nondetect
USEPA = United States Environmental Protection Agency
VOC = volatile organic compound

TABLE E.4-2
CORNHUSKER ARMY AMMUNITION PLANT
WELL G0069-VOCs, TPHs, AND NATURAL ATTENUATION PARAMETERS

FIELD ID			G0069			G0069			G0069			G0069			G0069			G0069			G0069			G0069			G0069			G0069			G0069		
METHOD	Maximum	Detection	8260B			8260B			8260B			8260B			8260B			8260B			8260B			8260B			8260B			8260B			8260B		
COLLECT DATE	Detection	Frequency	3/2/2010			3/9/2009			3/11/2008			3/20/2007			3/30/2006			3/24/2005			3/25/2004			3/25/2003			3/27/2002			4/3/2001			3/27/2000		
			Result	RL	Qual	Result	RL	Qual	Result	RL	Qual	Result	RL	Qual	Result	RL	Qual	Result	RL	Qual	Result	RL	Qual	Result	RL	Qual	Result	RL	Qual	Result	RL	Qual	Result	RL	Qual
VOLATILE ORGANIC COMPOUNDS (µg/L)																																		
1,1,1-Trichloroethane	-	0 / 15	<	1	U	<	1	U	<	1	U	<	1	U	<	1	U	<	3	U	<	1	U	<	1.0	U	<	1.0	U	<	5	U	<	1	U
1,1,2,2-Tetrachloroethane	-	0 / 15	<	1	U	<	1	U	<	1	U	<	1	U	<	1	U	<	3	U	<	1	U	<	1.0	U	<	1.0	U	<	5	U	<	1	U
1,1,2-Trichloro-1,2,2-trifluoroethane (Freon® 113)	3.5	1 / 13	<	3	U	<	1	U	<	1	U	<	1	U	<	1	U	<	3	U	<	1	U	0.56	0.6	J	<	1.0	U		NA			NA	
1,1,2-Trichloroethane	-	0 / 15	<	1	U	<	1	U	<	1	U	<	1	U	<	1	U	<	3	U	<	1	U	<	1.0	U	<	1.0	U	<	5	U	<	1	U
1,1-Dichloroethane	-	0 / 15	<	1	U	<	1	U	<	1	U	<	1	U	<	1	U	<	3	U	<	1	U	<	1.0	U	<	1.0	U	<	5	U	<	1	U
1,1-Dichloroethene	-	0 / 15	<	1	U	<	1	U	<	1	U	<	1	U	<	1	U	<	3	U	<	1	U	<	1.0	U	<	1.0	U	<	5	U	<	1	U
1,2,3-Trichlorobenzene	-	0 / 4		NA			NA			NA			NA			NA			NA			NA			NA			NA			NA			NA	
1,2,4-Trichlorobenzene	-	0 / 13	<	1	U	<	1	U	<	1	U	<	1	U	<	1	U	<	3	U	<	1	U	<	1.0	U	<	1.0	U		NA			NA	
1,2-Dibromo-3-chloropropane	23	1 / 13	<	5	U	<	1	U	<	1	U	<	1		23	1		<	3	U	<	1	U	<	1.0	U	<	1.0	U		NA			NA	
1,2-Dibromoethane (EDB)	-	0 / 13	<	1	U	<	1	U	<	1	U	<	1	U	<	1	U	<	3	U	<	1	U	<	1.0	U	<	1.0	U		NA			NA	
1,2-Dichlorobenzene	-	0 / 13	<	1	U	<	1	U	<	1	U	<	1	U	<	1	U	<	3	U	<	1	U	<	1.0	U	<	1.0	U		NA			NA	
1,2-Dichloroethane	1.7	2 / 15	<	1	U	<	1	U	<	1	U	<	1	U	<	1	U	<	3	U	<	1	U	<	1.0	U	<	1.0	U	1.7	5	U	1.1	1	
1,2-Dichloropropane	-	0 / 15	<	1	U	<	1	U	<	1	U	<	1	U	<	1	U	<	3	U	<	1	U	<	1.0	U	<	1.0	U	<	5	U	<	1	U
1,3-Dichlorobenzene	-	0 / 13	<	1	U	<	1	U	<	1	U	<	1	U	<	1	U	<	3	U	<	1	U	<	1.0	U	<	1.0	U		NA			NA	
1,4-Dichlorobenzene	-	0 / 13	<	1	U	<	1	U	<	1	U	<	1	U	<	1	U	<	3	U	<	1	U	<	1.0	U	<	1.0	U		NA			NA	
2-Butanone	-	0 / 15	<	6	U	<	1	U	<	5	U	<	5	U	<	5	U	<	10	U	<	2	U	<	2.0	UJ	<	5.0	U	<	50	U	<	20	U
2-Hexanone	-	0 / 15	<	5	U	<	5	U	<	5	U	<	5	U	<	5	U	<	10	U	<	2	U	<	2.0	UJ	<	5.0	U	<	50	U	<	20	U
4-Methyl-2-pentanone	-	0 / 15	<	5	U	<	5	U	<	5	U	<	5	U	<	5	U	<	10	U	<	2	U	<	2.0	UJ	<	5.0	U	<	50	U	<	10	U
Acetone	-	0 / 14	<	10	U	<	5	U	<	5	U	<	5	U	<	5	U	<	10	U	<	2	U	<	2.0	UJ	<	5.0	UJ	<	50	U			R
Benzene	0.26 J	1 / 15	<	1	U	<	1	U	<	1	U	<	1	U	<	1	U	<	3	U	<	1	U	<	1.0	U	<	1.0	U	<	5	U	0.26	1	J
Bromochloromethane	-	0 / 4		NA			NA			NA			NA			NA			NA			NA			NA			NA			NA			NA	
Bromodichloromethane	-	0 / 15	<	1	U	<	1	U	<	1	U	<	1	U	<	1	U	<	3	U	<	1	U	<	1.0	U	<	1.0	U	<	5	U	<	1	U
Bromoform	-	0 / 15	<	1	U	<	1	U	<	1	U	<	1	U	<	1	U	<	3	U	<	1	U	<	1.0	U	<	1.0	U	<	5	U	<	1	U
Bromomethane	-	0 / 15	<	2	U	<	1	U	<	1	U	<	1	U	<	1	U	<	3	U	<	1	U	<	1.0	UJ	<	1.0	U	<	5	U	<	1	U
Carbon Disulfide	-	0 / 14	<	2	U	<	1	U	<	1	U	<	1	U	<	1	U	<	3	U	<	2	U	<	2.0	U	<	5.0	U		NA		<	1	U
Carbon Tetrachloride	-	0 / 15	<	2	U	<	1	U	<	1	U	<	1	U	<	1	U	<	3	U	<	1	U	<	1.0	U	<	1.0	U	<	5	U	<	1	U
Chlorobenzene	-	0 / 15	<	1	U	<	1	U	<	1	U	<	1	U	<	1	U	<	3	U	<	1	U	<	1.0	U	<	1.0	U	<	5	U	<	1	U
Chloroethane	-	0 / 15	<	2	U	<	1	U	<	1	U	<	1	U	<	1	U	<	3	U	<	1	U	<	1.0	U	<	1.0	U	<	5	U	<	1	U
Chloroform	-	0 / 15	<	1	U	<	1	U	<	1	U	<	1	U	<	1	U	<	3	U	<	1	U	<	1.0	U	<	1.0	U	<	5	U	<	1	U
Chloromethane	-	0 / 15	<	2	U	<	1	U	<	1	U	<	1	U	<	1	U	<	3	U	<	1	U	<	1.0	U	<	1.0	U	<	5	U	<	1	U
cis-1,2-Dichloroethene	-	0 / 15	<	1	U	<	1	U	<	1	U	<	1	U	<	1	U	<	3	U	<	1	U	<	1.0	U	<	1.0	U	<	5	U	<	1	U
cis-1,3-Dichloropropene	-	0 / 15	<	1	U	<	1	U	<	1	U	<	1	U	<	1	U	<	3	U	<	1	U	<	1.0	U	<	1.0	U	<	5	U	<	1	U
Cyclohexane	-	0 / 13	<	2	U	<	1	U	<	1	U	<	1	U	<	1	U	<	3	U	<	1	U	<	1.0	U	<	1.0	U		NA			NA	
Dibromochloromethane	-	0 / 15	<	1	U	<	1	U	<	1	U	<	1	U	<	1	U	<	3	U	<	1	U	<	1.0	U	<	1.0	U	<	5	U	<	1	U
Dichlorodifluoromethane (Freon® 12)	-	0 / 13	<	2	U	<	1	U	<	1	U	<	1	U	<	1	U	<	1	U	<	1	U	<	1.0	U	<	1.0	U		NA			NA	
Ethylbenzene	-	0 / 15	<	1	U	<	1	U	<	1	U	<	1	U	<	1	U	<	3	U	<	1	U	<	1.0	U	<	1.0	U	<	5	U	<	1	U
Isopropylbenzene	-	0 / 13	<	1	U	<	1	U	<	1	U	<	1	U	<	1	U	<	3	U	<	1	U	<	1.0	U	<	1.0	U		NA			NA	
Methyl Acetate	-	0 / 13	<	5	U	<	2	U	<	5	U	<	5	U	<	5	U	<	3	U	<	1	U	<	1.0	U	<	1.0	U		NA			NA	
Methylcyclohexane	-	0 / 13	<	2	U	<	5	U	<	5	U	<	5	U	<	5	U	<	3	U	<	1	U	<	1.0	U	<	1.0	U		NA			NA	
Methyl tert-Butyl Ether (MTBE)	-	0 / 13	<	5	U	<	5	U	<	1	U	<	1	U	<	1	U	<	3	U	<	1	U	<	1.0	U	<	1.0	U		NA			NA	
Methylene Chloride	-	0 / 15	<	5	U	<	1	U	<	1	U	<	1	U	<	1	U	<	3	U	<	1	U	<	1.0	U	<	1.0	U	<	10	U	<	1	U
Styrene	-	0 / 15	<	1	U	<	1	U	<	1	U	<	1	U	<	1	U	<	3	U	<	1	U	<	1.0	U	<	1.0	U	<	5	U	<	1	U
Tetrachloroethene	-	0 / 15	<	1	U	<	1	U	<	1	U	<	1	U	<	1	U	<	3	UJ	<	1	U	<	1.0	U	<	1.0	U	<	5	U	<	1	U
Toluene	-	0 / 15	<	1	U	<	1	U	<	1	U	<	1	U	<	1	U	<	3	U	<	1	U	<	1.0	U	<	1.0	U	<	5	U	<	1	U
trans-1,2-Dichloroethene	-	0 / 15	<	1	U	<	1	U	<	1	U	<	1	U	<	1	U	<	3	U	<	1	U	<	1.0	U	<	1.0	U	<	5	U	<	1	U
trans-1,3-Dichloropropene	-	0 / 15	<	1	U	<	1	U	<	1	U	<	1	U	<	1	U	<	3	U	<	1	U	<	1.0	U	<	1.0	U	<	5	U	<	1	U

TABLE E.4-2
CORNHUSKER ARMY AMMUNITION PLANT
WELL G0069-VOCs, TPHs, AND NATURAL ATTENUATION PARAMETERS

FIELD ID			G0069			G0069			G0069			G0069			G0069			G0069			G0069			G0069			G0069			G0069			G0069		
METHOD	Maximum	Detection	8260B			8260B			8260B			8260B			8260B			8260B			8260B			8260B			8260B			8260B			8260B		
COLLECT DATE	Detection	Frequency	3/2/2010			3/9/2009			3/11/2008			3/20/2007			3/30/2006			3/24/2005			3/25/2004			3/25/2003			3/27/2002			4/3/2001			3/27/2000		
			Result	RL	Qual	Result	RL	Qual	Result	RL	Qual	Result	RL	Qual	Result	RL	Qual	Result	RL	Qual	Result	RL	Qual	Result	RL	Qual	Result	RL	Qual	Result	RL	Qual	Result	RL	Qual
Trichloroethene	-	0 / 13	<	1	U	<	1	U	<	1	U	<	1	U	<	1	U	<	3	U	<	1	U	<	1.0	U	<	1.0	U		NA			NA	
Trichlorofluoromethane	-	0 / 13	<	2	U	<	1	U	<	1	U	<	1	U	<	1	U	<	3	U	<	1	U	<	1.0	U	<	1.0	U		NA			NA	
Vinyl Chloride	-	0 / 15	<	1.5	U	<	1	U	<	1	U	<	1	U	<	1	U	<	3	U	<	1	U	<	1.0	U	<	1.0	U	<	5	U	<	1	U
Xylenes (total)	-	0 / 13	<	1	U	<	1	U	<	2	U	<	2	U	<	2	U	<	3	U	<	1	U	<	1.0	U	<	1.0	U	<	5	U	<	1	U
2-Chloroethyl Vinyl Ether	-	0 / 2		NA		<	5	U		NA			NA			NA			NA			NA			NA			NA		<	5	U		NA	
Bromoethane	-	0 / 2		NA		<	1	U		NA			NA			NA			NA			NA			NA			NA			NA		<	1	U
m,p-Xylene	-	0 / 2		NA			NA			NA			NA			NA			NA			NA			NA			NA			NA			NA	
O-Xylene	-	0 / 2		NA			NA			NA			NA			NA			NA			NA			NA			NA			NA			NA	
Vinyl Acetate	-	0 / 2		NA		<	1	U		NA			NA			NA			NA			NA			NA			NA		<	5	U		NA	
NATURAL ATTENUATION PARAMETERS																																		
Methane RSK-175 (µg/L)			16	5		1.9	0.31		1.5	1.7	J	3.9	0.87		6.8	0.87		16	0.87		<	2	U		NA			NA			NA			NA	
Ethane RSK-175 (µg/L)			<	5	U	<	0.61	U	170	2		3.2	3.5	J	3.3	3.5	J	<	1.7	U	<	4	U		NA			NA			NA			NA	
Ethene RSK-175 (µg/L)			<	5	U	<	0.76	U	26	10		<	1.8	U	<	1.8	U	<	1.8	U	<	3	U		NA			NA			NA			NA	
Nitrate/Nitrite USEPA 353.2 (mg/L)			3.3	0.1		2.1	0.05		<	3.5	U	7.2	1		6.7	0.25		8.7	0.5		6.7	1		7.1	0.2		0.61	0.10		6.22	0.5		5.34	0.5	
Alkalinity SM 2320B (mg/L)			150	5		160	20		<	1.8	U	1800	8		190	8		200	8		190	5		240	5.0		100	5.0		212	5.0		173	5.0	
Sulfate USEPA 300.1 (mg/L)			33	5		28	20		4.4	0.5		22	10		27	10		33	10		30	2		30	5.0		17	5.0		21.8	5.0		19.0	5.0	
TOTAL PETROLEUM HYDROCARBONS (Method M8015B) (mg/L)																																		
Diesel Range Organics			0.28	0.24		0.14	0.077		0.19	0.13		0.14	0.13		0.16	0.13	J	<	0.12	U	<	0.12	U		NA			NA			NA			NA	

Notes:
Analysis methods listed are accurate for most current sampling event. Previous analysis methods may be different.

< = less than reporting limit
µg/L = micrograms per liter
ID = identification number
J = estimated
mg/L = milligrams per liter
NA = not analyzed
Qual = qualifier
RL = reporting limit
SM = Standard Method
RSK = Robert S. Kerr Environmental Research Laboratory
TPH = total petroleum hydrocarbons
U = nondetect
USEPA = United States Environmental Protection Agency
VOC = volatile organic compound

TABLE E.4-3
CORNHUSKER ARMY AMMUNITION PLANT
WELL SAMW1-VOCs AND NATURAL ATTENUATION PARAMETERS

FIELD ID			SAMW1						SAMW1						SAMW1						SAMW1						SAMW1					
METHOD	Maximum	Detection	8260B						8260B						8260B						8260B						8260B					
COLLECT DATE	Detection	Frequency	5/18/2022						None						6/6/2019						None						8/15/2016					
			Result	Qual	DL	LOD	LOQ	Result	RL	Qual	Result	Qual	DL	LOD	LOQ	Result	RL	Qual	Result	DL	LOD	LOQ	Qual	Result	RL	Qual	Result	RL	Qual	Result	RL	Qual	Result	RL	Qual
VOLATILE ORGANIC COMPOUNDS (µg/L)																																		
1,1,1-Trichloroethane	-	0 / 16	<	U	0.16	0.4	1				<	U	0.16	0.4	1				<	0.16	0.4	1	U				<	1	U	<	1	U			
1,1,2,2-Tetrachloroethane	-	0 / 16	<	U	0.21	0.8	1				<	U	0.21	0.8	1				<	0.2	0.8	1	U				<	1	U	<	1	U			
1,1,2-Trichloro-1,2,2-trifluoroethane (Freon® 113)	2.2 J	2 / 14	2.2	J	0.18	0.4	3				<	U	0.18	0.4	3				<	0.79	1.6	3	U				1.2	1		<	1	U			
1,1,2-Trichloroethane	-	0 / 16	<	U	0.27	0.8	1				<	U	0.27	0.8	1				<	0.32	0.8	1	U				<	1	U	<	1	U			
1,1-Dichloroethane	-	0 / 16	<	U	0.22	0.8	1				<	U	0.22	0.8	1				<	0.16	0.8	1	U				<	1	U	<	1	U			
1,1-Dichloroethene	-	0 / 16	<	U	0.23	0.8	1				<	U	0.23	0.8	1				<	0.14	0.8	1	U				<	0.5	U	<	0.5	U			
1,2,3-Trichlorobenzene	-	0 / 5	<	U	0.21	0.8	1				<	U	0.21	0.8	1				<	0.18	0.8	1	U				<	2	U	<	2	U			
1,2,4-Trichlorobenzene	-	0 / 14	<	U	0.21	0.8	1				<	U	0.21	0.8	1				<	0.32	0.8	1	U				<	1	U	<	1	U			
1,2-Dibromo-3-chloropropane	-	0 / 14	<	U	0.47	1.6	5				<	U	0.47	1.6	5				<	0.81	1.6	5	U				<	2	U	<	2	U			
1,2-Dibromoethane (EDB)	-	0 / 14	<	U	0.18	0.4	1				<	U	0.18	0.4	1				<	0.18	0.4	1	U				<	1	U	<	1	U			
1,2-Dichlorobenzene	-	0 / 14	<	U	0.15	0.4	1				<	U	0.15	0.4	1				<	0.13	0.4	1	U				<	1	U	<	1	U			
1,2-Dichloroethane	-	0 / 16	<	U	0.13	0.4	1	**Not Sampled**			<	U	0.13	0.4	1	**Not Sampled**			<	0.13	0.4	1	U	**Not Sampled**			<	0.5	U	<	0.5	U	**Not Sampled**		
1,2-Dichloropropane	-	0 / 16	<	U	0.18	0.4	1	**in 2020, 2021**			<	U	0.18	0.4	1	**in 2017, 2018**			<	0.13	0.4	1	U	**in 2014, 2015**			<	1	U	<	1	U	**in 2011**		
1,3-Dichlorobenzene	-	0 / 14	<	U	0.13	0.4	1				<	U	0.13	0.4	1				<	0.16	0.4	1	U				<	2	U	<	2	U			
1,4-Dichlorobenzene	-	0 / 14	<	U	0.16	0.4	1				<	U	0.16	0.4	1				<	0.16	0.4	1	U				<	3	U	<	3	U			
2-Butanone	-	0 / 16	<	U	2	4	6				<	U	2	4	6				<	1.8	4	6	U				<	4	U	<	4	U			
2-Hexanone	-	0 / 16	<	U	1.7	4	5				<	U	1.7	4	5				<	1.4	4	5	U				<	4	U	<	4	U			
4-Methyl-2-pentanone	-	0 / 16	<	U	0.98	3.2	5				<	U	0.98	3.2	5				<	1	3.2	5	U				<	4	U	<	4	U			
Acetone	-	0 / 16	<	U	1.9	6.4	10				<	U	1.9	6.4	10				<	1.9	6.4	10	U				<	10	U	<	10	U			
Benzene	-	0 / 16	<	U	0.16	0.4	1				<	U	0.16	0.4	1				<	0.16	0.4	1	U				<	0.5	U	<	0.5	U			
Bromochloromethane	-	0 / 5	<	U	0.1	0.2	1				<	U	0.1	0.2	1				<	0.1	0.2	1	U				<	1	U	<	1	U			
Bromodichloromethane	-	0 / 16	<	U	0.17	0.4	1				<	U	0.17	0.4	1				<	0.17	0.4	1	U				<	0.5	U	<	0.5	U			
Bromoform	-	0 / 16	<	U	0.46	0.9	1				<	U	0.46	1	1				<	0.19	0.4	1	U				<	1	U	<	1	U			
Bromomethane	-	0 / 16	<	U	0.21	0.8	2				<	U	0.21	0.8	2				<	0.21	0.8	2	U				<	1	UJ	<	1	U			
Carbon Disulfide	-	0 / 15	<	U	0.17	0.8	2				<	U	0.17	0.8	2				<	0.45	1.6	2	U				<	1	U	<	1	U			
Carbon Tetrachloride	-	0 / 16	<	U	0.19	0.4	2				<	U	0.19	0.4	2				<	0.19	0.4	2	U				<	0.5	U	<	0.5	U			
Chlorobenzene	-	0 / 16	<	U	0.17	0.4	1				<	U	0.17	0.4	1				<	0.17	0.4	1	U				<	0.5	U	<	0.5	U			
Chloroethane	-	0 / 16	<	U	0.41	1.6	2				<	U	0.41	1.6	2				<	0.41	1.6	2	U				<	2	U	<	1.4	U			
Chloroform	-	0 / 16	<	U	0.16	0.4	1				<	U	0.16	0.4	1				<	0.16	0.4	1	U				<	0.5	U	<	0.5	U			
Chloromethane	-	0 / 16	<	U	0.3	0.8	2				<	U	0.3	0.8	2				<	0.3	0.8	2	U				<	1	U	<	1	U			
cis-1,2-Dichloroethene	-	0 / 16	<	U	0.15	0.4	1				<	U	0.15	0.4	1				<	0.15	0.4	1	U				<	0.5	U	<	0.5	U			
cis-1,3-Dichloropropene	-	0 / 16	<	U	0.16	0.4	1				<	U	0.16	0.4	1				<	0.16	0.4	1	U				<	1	U	<	1	U			
Cyclohexane	-	0 / 14	<	U	0.28	0.8	2				<	U	0.28	0.8	2				<	0.28	0.8	2	U				<	1	U	<	1	U			
Dibromochloromethane	-	0 / 16	<	U	0.17	0.4	1				<	U	0.17	0.4	1				<	0.17	0.4	1	U				<	0.26	U	<	0.26	U			
Dichlorodifluoromethane (Freon® 12)	-	0 / 14	<	U	0.31	0.8	2				<	U	0.31	0.8	2				<	0.31	0.8	2	U				<	1.2	U	<	1.2	U			
Ethylbenzene	-	0 / 16	<	U	0.16	0.4	1				<	U	0.16	0.4	1				<	0.16	0.4	1	U				<	0.5	U	<	0.5	U			
Isopropylbenzene	-	0 / 14	<	U	0.19	0.4	1				<	U	0.19	0.4	1				<	0.19	0.4	1	U				<	0.5	U	<	0.5	U			
Methyl Acetate	-	0 / 14	<	U	1.6	4	5				<	U	1.6	4	5				<	1.6	4	5	U				<	1	U	<	1	U			
Methylcyclohexane	-	0 / 14	<	U	0.1	0.4	2				<	U	0.1	0.4	2				<	0.25	0.8	5	U				<	1	U	<	1	U			
Methyl tert-Butyl Ether (MTBE)	-	0 / 14	<	U	0.25	0.8	5				<	U	0.25	0.8	5				<	0.36	0.8	2	U				<	1	U	<	1	U			
Methylene Chloride	-	0 / 16	<	U	0.94	2	5				<	U	0.94	2	5				<	0.32	0.8	5	U				<	5	U	<	1	U			
Styrene	0.37 J	1 / 16	<	U	0.36	0.8	1				<	U	0.36	0.8	1				<	0.17	0.4	1	U				<	1	U	<	1	U			
Tetrachloroethene	-	0 / 16	<	U	0.2	0.4	1				<	U	0.2	0.4	1				<	0.2	0.4	1	U				<	0.5	U	<	0.5	U			
Toluene	-	0 / 16	<	U	0.17	0.4	1				<	U	0.17	0.4	1				<	0.17	0.4	1	U				<	1	U	<	1	U			
trans-1,2-Dichloroethene	-	0 / 16	<	U	0.15	0.4	1				<	U	0.15	0.4	1				<	0.15	0.4	1	U				<	0.66	U	<	0.66	U			
trans-1,3-Dichloropropene	-	0 / 16	<	U	0.19	0.4	1				<	U	0.19	0.4	1				<	0.19	0.4	1	U				<	1	U	<	1	U			

TABLE E.4-3
CORNHUSKER ARMY AMMUNITION PLANT
WELL SAMW1-VOCs AND NATURAL ATTENUATION PARAMETERS

FIELD ID			SAMW1						SAMW1						SAMW1						SAMW1						SAMW1						SAMW1					
METHOD	Maximum	Detection	8260B						8260B						8260B						8260B						8260B						8260B					
COLLECT DATE	Detection	Frequency	5/18/2022						None						6/6/2019						None						8/15/2016						None					
			Result	Qual	DL	LOD	LOQ	Result	RL	Qual	Result	Qual	DL	LOD	LOQ	Result	RL	Qual	Result	DL	LOD	LOQ	Qual	Result	RL	Qual	Result	RL	Qual	Result	RL	Qual	Result	RL	Qual	Result	RL	Qual
Trichloroethene	-	0 / 14	<	U	0.16	0.4	1				<	U	0.16	0.4	1				<	0.16	0.4	1	U				<	0.5	U	<	0.5	U						
Trichlorofluoromethane	-	0 / 14	<	U	0.29	0.8	2				<	U	0.29	0.8	2				<	0.29	0.8	2	U				<	1	U	<	1	U						
Vinyl Chloride	-	0 / 16	<	U	0.1	0.2	1.5				<	U	0.1	0.2	1.5				<	0.19	0.8	2	U				<	1	U	<	1	U						
Xylenes (total)	-	0 / 14	<	U	0.19	0.8	1	**Not Sampled**			<	U	0.19	0.8	1	**Not Sampled**			<	0.19	0.8	2	U	**Not Sampled**				NA			NA		**Not Sampled**					
2-Chloroethyl Vinyl Ether	-	0 / 2			NA			**in 2020, 2021**					NA			**in 2017, 2018**					NA			**in 2014, 2015**				NA			NA		**in 2011**					
Bromoethane	-	0 / 2			NA								NA								NA							NA			NA							
m,p-Xylene	-	0 / 2			NA								NA								NA						<	0.46	U	<	0.46	U						
O-Xylene	-	0 / 2			NA								NA								NA						<	1	U	<	5	U						
Vinyl Acetate	-	0 / 2			NA								NA								NA							NA			NA							
NATURAL ATTENUATION PARAMETERS																																						
Methane RSK-175 (µg/L)			64		0.63	1.3	5				<	U	0.63	2	5				<	0.22	0.8	5	U				<	5	U	0.58	5	J						
Ethane RSK-175 (µg/L)			<	U	0.57	1.5	5	**Not Sampled**			<	U	0.57	1.5	5	**Not Sampled**			<	0.57	1.5	5	U	**Not Sampled**			<	1.2	U	<	1.2	U	**Not Sampled**					
Ethene RSK-175 (µg/L)			<	U	0.4	1.4	5	**in 2020, 2021**			<	U	0.4	1.4	5	**in 2017, 2018**			<	0.4	1.4	5	U	**in 2014, 2015**			<	1	U	<	1	U	**in 2011**					
Nitrate/Nitrite USEPA 353.2 (mg/L)			0.54		0.044	0.05	0.1				8.4		0.038	0.1	0.2				18	0.19	0.5	1					20.8	0.1	J	1.7	0.1						
Alkalinity SM 2320B (mg/L)			140		3.1	6.4	10				92		3.1	10	10				100	1.1	3.2	5					140	1.25		140	1.25						
Sulfate USEPA 300.1 (mg/L)			26		5.2	13	25				25		1	3	5				28	0.23	0.5	5					29.2	1		39	1	J						

Notes:
Analysis methods listed are accurate for most current
sampling event. Previous analysis methods may be different.

< = less than reporting limit
µg/L = micrograms per liter
ID = identification number
J = estimated
mg/L = milligrams per liter
NA = not analyzed
Qual = qualifier
RL = reporting limit
RSK = Robert S. Kerr Environmental Research Laboratory
SM = Standard Method
U = nondetect
USEPA = United States Environmental Protection Agency
VOC = volatile organic compound

TABLE E.4-3
CORNHUSKER ARMY AMMUNITION PLANT
WELL SAMW1-VOCs AND NATURAL ATTENUATION PARAMETERS

FIELD ID			SAMW1			SAMW1			SAMW1			SAMW1			SAMW1			SAMW1			SAMW1			SAMW1			SAMW1			SAMW1			SAMW1		
METHOD	Maximum	Detection	8260B			8260B			8260B			8260B			8260B			8260B			8260B			8260B			8260B			8260B			8260B		
COLLECT DATE	Detection	Frequency	3/2/2010			3/9/2009			3/11/2008			3/19/2007			3/30/2006			3/23/2005			3/24/2004			3/26/2003			3/27/2002			4/3/2001			3/28/2000		
			Result	RL	Qual	Result	RL	Qual	Result	RL	Qual	Result	RL	Qual	Result	RL	Qual	Result	RL	Qual	Result	RL	Qual	Result	RL	Qual	Result	RL	Qual	Result	RL	Qual	Result	RL	Qual
VOLATILE ORGANIC COMPOUNDS (µg/L)																																			
1,1,1-Trichloroethane	-	0 / 16	<	1	U	<	1	U	<	1	U	<	1	U	<	1	U	<	1	U	<	1	U	<	1.0	U	<	1.0	U	<	5	U	<	1	U
1,1,2,2-Tetrachloroethane	-	0 / 16	<	1	U	<	1	U	<	1	U	<	1	U	<	1	U	<	1	U	<	1	U	<	1.0	U	<	1.0	U	<	5	U	<	1	U
1,1,2-Trichloro-1,2,2-trifluoroethane (Freon® 113)	2.2 J	2 / 14	<	3	U	<	1	U	<	1	U	<	1	U	<	1	U	<	1	U	<	1	U	<	1.0	U	<	1.0	U		NA			NA		
1,1,2-Trichloroethane	-	0 / 16	<	1	U	<	1	U	<	1	U	<	1	U	<	1	U	<	1	U	<	1	U	<	1.0	U	<	1.0	U	<	5	U	<	1	U
1,1-Dichloroethane	-	0 / 16	<	1	U	<	1	U	<	1	U	<	1	U	<	1	U	<	1	U	<	1	U	<	1.0	U	<	1.0	U	<	5	U	<	1	U
1,1-Dichloroethene	-	0 / 16	<	1	U	<	1	U	<	1	U	<	1	U	<	1	U	<	1	U	<	1	U	<	1.0	U	<	1.0	U	<	5	U	<	1	U
1,2,3-Trichlorobenzene	-	0 / 5		NA			NA			NA			NA			NA			NA			NA			NA			NA			NA			NA	
1,2,4-Trichlorobenzene	-	0 / 14	<	1	U	<	1	U	<	1	U	<	1	U	<	1	U	<	1	U	<	1	U	<	1.0	U	<	1.0	U		NA			NA		
1,2-Dibromo-3-chloropropane	-	0 / 14	<	5	U	<	1	U	<	1	U	<	1	U	<	1	U	<	1	U	<	1	U	<	1.0	U	<	1.0	U		NA			NA		
1,2-Dibromoethane (EDB)	-	0 / 14	<	1	U	<	1	U	<	1	U	<	1	U	<	1	U	<	1	U	<	1	U	<	1.0	U	<	1.0	U		NA			NA		
1,2-Dichlorobenzene	-	0 / 14	<	1	U	<	1	U	<	1	U	<	1	U	<	1	U	<	1	U	<	1	U	<	1.0	U	<	1.0	U		NA			NA		
1,2-Dichloroethane	-	0 / 16	<	1	U	<	1	U	<	1	U	<	1	U	<	1	U	<	1	U	<	1	U	<	1.0	U	<	1.0	U	<	5	U	<	1	U
1,2-Dichloropropane	-	0 / 16	<	1	U	<	1	U	<	1	U	<	1	U	<	1	U	<	1	U	<	1	U	<	1.0	U	<	1.0	U	<	5	U	<	1	U
1,3-Dichlorobenzene	-	0 / 14	<	1	U	<	1	U	<	1	U	<	1	U	<	1	U	<	1	U	<	1	U	<	1.0	U	<	1.0	U		NA			NA		
1,4-Dichlorobenzene	-	0 / 14	<	1	U	<	1	U	<	1	U	<	1	U	<	1	U	<	1	U	<	1	U	<	1.0	U	<	1.0	U		NA			NA		
2-Butanone	-	0 / 16	<	6	U	<	1	U	<	5	U	<	5	U	<	5	U	<	2	U	<	2	U	<	2.0	UJ	<	5.0	U	<	50	U	<	20	U
2-Hexanone	-	0 / 16	<	5	U	<	5	U	<	5	U	<	5	U	<	5	U	<	2	U	<	2	U	<	2.0	UJ	<	5.0	U	<	50	U	<	20	U
4-Methyl-2-pentanone	-	0 / 16	<	5	U	<	5	U	<	5	U	<	5	U	<	5	U	<	2	U	<	2	U	<	2.0	UJ	<	5.0	U	<	50	U	<	10	U
Acetone	-	0 / 16	<	10	U	<	5	U	<	5	U	<	5	U	<	5	U	<	2	U	<	2	U	<	2.0	UJ	<	5.0	UJ	<	50	U	<	1	U
Benzene	-	0 / 16	<	1	U	<	1	U	<	1	U	<	1	U	<	1	U	<	1	U	<	1	U	<	1.0	U	<	1.0	U	<	5	U	<	1	U
Bromochloromethane	-	0 / 5		NA			NA			NA			NA			NA			NA			NA			NA			NA			NA			NA	
Bromodichloromethane	-	0 / 16	<	1	U	<	1	U	<	1	U	<	1	U	<	1	U	<	1	U	<	1	U	<	1.0	U	<	1.0	U	<	5	U	<	1	U
Bromoform	-	0 / 16	<	1	U	<	1	U	<	1	U	<	1	U	<	1	U	<	1	U	<	1	U	<	1.0	U	<	1.0	U	<	5	U	<	1	U
Bromomethane	-	0 / 16	<	2	U	<	1	U	<	1	U	<	1	U	<	1	U	<	1	U	<	1	U	<	1.0	UJ	<	1.0	U	<	5	U	<	1	U
Carbon Disulfide	-	0 / 15	<	2	U	<	1	U	<	1	U	<	1	U	<	1	U	<	2	U	<	2	U	<	2.0	U	<	5.0	U		NA		<	1	U
Carbon Tetrachloride	-	0 / 16	<	2	U	<	1	U	<	1	U	<	1	U	<	1	U	<	1	U	<	1	U	<	1.0	U	<	1.0	U	<	5	U	<	1	U
Chlorobenzene	-	0 / 16	<	1	U	<	1	U	<	1	U	<	1	U	<	1	U	<	1	U	<	1	U	<	1.0	U	<	1.0	U	<	5	U	<	1	U
Chloroethane	-	0 / 16	<	2	U	<	1	U	<	1	U	<	1	U	<	1	U	<	1	U	<	1	U	<	1.0	U	<	1.0	U	<	5	U	<	1	U
Chloroform	-	0 / 16	<	1	U	<	1	U	<	1	U	<	1	U	<	1	U	<	1	U	<	1	U	<	1.0	U	<	1.0	U	<	5	U	<	1	U
Chloromethane	-	0 / 16	<	2	U	<	1	U	<	1	U	<	1	U	<	1	U	<	1	U	<	1	U	<	1.0	U	<	1.0	U	<	5	U	<	1	U
cis-1,2-Dichloroethene	-	0 / 16	<	1	U	<	1	U	<	1	U	<	1	U	<	1	U	<	1	U	<	1	U	<	1.0	U	<	1.0	U	<	5	U	<	1	U
cis-1,3-Dichloropropene	-	0 / 16	<	1	U	<	1	U	<	1	U	<	1	U	<	1	U	<	1	U	<	1	U	<	1.0	U	<	1.0	U	<	5	U	<	1	U
Cyclohexane	-	0 / 14	<	2	U	<	1	U	<	1	U	<	1	U	<	1	U	<	1	U	<	1	U	<	1.0	U	<	1.0	U		NA			NA		
Dibromochloromethane	-	0 / 16	<	1	U	<	1	U	<	1	U	<	1	U	<	1	U	<	1	U	<	1	U	<	1.0	U	<	1.0	U	<	5	U	<	1	U
Dichlorodifluoromethane (Freon® 12)	-	0 / 14	<	2	U	<	1	U	<	1	U	<	1	U	<	1	U	<	1	U	<	1	U	<	1.0	U	<	1.0	U		NA			NA		
Ethylbenzene	-	0 / 16	<	1	U	<	1	U	<	1	U	<	1	U	<	1	U	<	1	U	<	1	U	<	1.0	U	<	1.0	U	<	5	U	<	1	U
Isopropylbenzene	-	0 / 14	<	1	U	<	1	U	<	1	U	<	1	U	<	1	U	<	1	U	<	1	U	<	1.0	U	<	1.0	U		NA			NA		
Methyl Acetate	-	0 / 14	<	5	U	<	2	U	<	5	U	<	5	U	<	5	U	<	1	U	<	1	U	<	1.0	U	<	1.0	U		NA			NA		
Methylcyclohexane	-	0 / 14	<	2	U	<	5	U	<	5	U	<	5	U	<	5	U	<	1	U	<	1	U	<	1.0	U	<	1.0	U		NA			NA		
Methyl tert-Butyl Ether (MTBE)	-	0 / 14	<	5	U	<	5	U	<	1	U	<	1	U	<	1	U	<	1	U	<	1	U	<	1.0	U	<	1.0	U		NA			NA		
Methylene Chloride	-	0 / 16	<	5	U	<	1	U	<	1	U	<	1	U	<	1	U	<	1	U	<	1	U	<	1.0	U	<	1.0	U	<	10	U	<	1	U
Styrene	0.37 J	1 / 16	0.37	1	J	<	1	U	<	1	U	<	1	U	<	1	U	<	1	U	<	1	U	<	1.0	U	<	1.0	U	<	5	U	<	1	U
Tetrachloroethene	-	0 / 16	<	1	U	<	1	U	<	1	U	<	1	U	<	1	U	<	1	U	<	1	U	<	1.0	U	<	1.0	U	<	5	U	<	1	U
Toluene	-	0 / 16	<	1	U	<	1	U	<	1	U	<	1	U	<	1	U	<	1	U	<	1	U	<	1.0	U	<	1.0	U	<	5	U	<	1	U
trans-1,2-Dichloroethene	-	0 / 16	<	1	U	<	1	U	<	1	U	<	1	U	<	1	U	<	1	U	<	1	U	<	1.0	U	<	1.0	U	<	5	U	<	1	U
trans-1,3-Dichloropropene	-	0 / 16	<	1	U	<	1	U	<	1	U	<	1	U	<	1	U	<	1	U	<	1	U	<	1.0	U	<	1.0	U	<	5	U	<	1	U

TABLE E.4-3
CORNHUSKER ARMY AMMUNITION PLANT
WELL SAMW1-VOCs AND NATURAL ATTENUATION PARAMETERS

FIELD ID			SAMW1			SAMW1			SAMW1			SAMW1			SAMW1			SAMW1			SAMW1			SAMW1			SAMW1			SAMW1			SAMW1		
METHOD	Maximum	Detection	8260B			8260B			8260B			8260B			8260B			8260B			8260B			8260B			8260B			8260B			8260B		
COLLECT DATE	Detection	Frequency	3/2/2010			3/9/2009			3/11/2008			3/19/2007			3/30/2006			3/23/2005			3/24/2004			3/26/2003			3/27/2002			4/3/2001			3/28/2000		
			Result	RL	Qual	Result	RL	Qual	Result	RL	Qual	Result	RL	Qual	Result	RL	Qual	Result	RL	Qual	Result	RL	Qual	Result	RL	Qual	Result	RL	Qual	Result	RL	Qual	Result	RL	Qual
Trichloroethene	-	0 / 14	<	1	U	<	1	U	<	1	U	<	1	U	<	1	U	<	1	U	<	1	U	<	1.0	U	<	1.0	U		NA			NA	
Trichlorofluoromethane	-	0 / 14	<	2	U	<	1	U	<	1	U	<	1	U	<	1	U	<	1	U	<	1	U	<	1.0	U	<	1.0	U		NA			NA	
Vinyl Chloride	-	0 / 16	<	1.5	U	<	1	U	<	1	U	<	1	U	<	1	U	<	3	U	<	1	U	<	1.0	U	<	1.0	U	<	5	U	<	1	U
Xylenes (total)	-	0 / 14	<	1	U	<	1	U	<	2	U	<	2	U	<	2	U	<	3	U	<	1	U	<	1.0	U	<	1.0	U	<	5	U	<	1	U
2-Chloroethyl Vinyl Ether	-	0 / 2		NA		<	5	U		NA			NA			NA			NA			NA			NA			NA		<	5	U		NA	
Bromoethane	-	0 / 2		NA		<	1	U		NA			NA			NA			NA			NA			NA			NA		<	5	U		NA	
m,p-Xylene	-	0 / 2		NA			NA			NA			NA			NA			NA			NA			NA			NA			NA			NA	
O-Xylene	-	0 / 2		NA			NA			NA			NA			NA			NA			NA			NA			NA			NA			NA	
Vinyl Acetate	-	0 / 2		NA		<	1	U		NA			NA			NA			NA			NA			NA			NA		<	5	U		NA	
NATURAL ATTENUATION PARAMETERS																																			
Methane RSK-175 (µg/L)			1.6	5	J	<	0.31	U	<	1.7	U	1.4	0.87		2.4	0.87			0.87		75	2			NA			NA			NA			NA	
Ethane RSK-175 (µg/L)			<	5	U	<	0.61	U	<	3.5	U	1.9	3.5	J	1.5	3.5	J	<	1.7	U	<	4	U		NA			NA			NA			NA	
Ethene RSK-175 (µg/L)			<	5	U	<	0.76	U	<	1.8	U	<	1.8	U	<	1.8	U	<	1.8	U	<	3	U		NA			NA			NA			NA	
Nitrate/Nitrite USEPA 353.2 (mg/L)			2.3	0.1		2.5	0.1		4.6	0.5	J	<	0.05	U	<	0.05	U	<	0.05		<	0.4	U	11.0	0.1		0.47	0.10		0.778	0.5		2.45	0.5	
Alkalinity SM 2320B (mg/L)			130	5		100	20		88	2		110	8		110	8		230	8		230	5		190	5.0		190	5.0		202	5		205	0.5	
Sulfate USEPA 300.1 (mg/L)			22	5		17	1	J	32	10		14	1	J	16	10			10		44	2		43	5.0		48	5.0		58.8	5		67.9	5	

Notes:
Analysis methods listed are accurate for most current
sampling event. Previous analysis methods may be different.

< = less than reporting limit
µg/L = micrograms per liter
ID = identification number
J = estimated
mg/L = milligrams per liter
NA = not analyzed
Qual = qualifier
RL = reporting limit
RSK = Robert S. Kerr Environmental Research Laboratory
SM = Standard Method
U = nondetect
USEPA = United States Environmental Protection Agency
VOC = volatile organic compound

TABLE E.4-4
CORNHUSKER ARMY AMMUNITION PLANT
WELL SHGW02-VOCs AND NATURAL ATTENUATION PARAMETERS

FIELD ID			SHGW02					SHGW02				SHGW02					SHGW02					SHGW02					SHGW02				
METHOD	Maximum	Detection	8260B					8260B				8260B					8260B					8260B					8260B				
COLLECT DATE	Detection	Frequency	5/18/2022					5/26/2021				6/11/2020					6/6/2019					3/23/2018					3/7/2017				
			Result	Qual	DL	LOD	LOQ	Result	Qual	DL	LOD	LOQ	Result	Qual	DL	LOD	LOQ	Result	Qual	DL	LOD	LOQ	Result	Qual	DL	LOD	LOQ	Result	DL	LOD	LOQ	Qual
VOLATILE ORGANIC COMPOUNDS (µg/L)																																
1,1,1-Trichloroethane	-	0 / 22	<	U	0.16	0.4	1	<	U	0.16	0.4	1	<	U	0.16	0.4	1	<	U	0.16	0.4	1	<	U	0.16	0.40	1	<	0.16	0.40	1	U
1,1,2,2-Tetrachloroethane	-	0 / 22	<	U	0.21	0.8	1	<	U	0.21	0.8	1	<	U	0.21	0.8	1	<	U	0.21	0.8	1	<	U	0.20	0.80	1	<	0.20	0.80	1	U
1,1,2-Trichloro-1,2,2-trifluoroethane (Freon® 113)	3.1	1 / 20	3.1		0.18	0.4	3	<	U	0.18	0.4	3	<	U	0.18	0.4	3	<	U	0.18	0.4	3	<	U	0.79	1.6	3	<	0.79	1.6	3	U
1,1,2-Trichloroethane	88	17 / 22	<	U	0.27	0.8	1	<	U	0.27	0.8	1	0.33	J	0.27	0.8	1	1.1		0.27	0.8	1	2.9		0.32	0.80	1	<	0.32	0.80	1	U
1,1-Dichloroethane	-	0 / 22	<	U	0.22	0.8	1	<	U	0.22	0.8	1	<	U	0.22	0.8	1	<	U	0.22	0.8	1	<	U	0.16	0.80	1	<	0.16	0.80	1	U
1,1-Dichloroethene	-	0 / 22	<	U	0.23	0.8	1	<	U	0.23	0.8	1	<	U	0.23	0.8	1	<	U	0.23	0.8	1	<	U	0.14	0.80	1	<	0.14	0.80	1	U
1,2,3-Trichlorobenzene	-	0 / 11	<	U	0.21	0.8	1	<	U	0.21	0.8	1	<	U	0.21	0.8	1	<	U	0.21	0.8	1	<	U	0.18	0.80	1	<	0.18	0.80	1	U
1,2,4-Trichlorobenzene	-	0 / 20	<	U	0.21	0.8	1	<	U	0.21	0.8	1	<	U	0.21	0.8	1	<	U	0.21	0.8	1	<	U	0.32	0.80	1	<	0.32	0.80	1	U
1,2-Dibromo-3-chloropropane	-	0 / 20	<	U	0.47	1.6	5	<	U	0.47	1.6	5	<	U	0.47	1.6	5	<	U	0.47	1.6	5	<	U	0.81	1.6	5	<	0.81	1.6	5	U
1,2-Dibromoethane (EDB)	-	0 / 20	<	U	0.18	0.4	1	<	U	0.18	0.4	1	<	U	0.18	0.4	1	<	U	0.18	0.4	1	<	U	0.13	0.40	1	<	0.18	0.40	1	U
1,2-Dichlorobenzene	-	0 / 20	<	U	0.15	0.4	1	<	U	0.15	0.4	1	<	U	0.15	0.4	1	<	U	0.15	0.4	1	<	U	0.13	0.40	1	<	0.13	0.40	1	U
1,2-Dichloroethane	27	15 / 22	<	U	0.13	0.4	1	<	U	0.13	0.4	1	1.4		0.13	0.4	1	3.6		0.13	0.4	1	11		0.13	0.40	1.0	1.9	0.13	0.40	1.0	
1,2-Dichloropropane	-	0 / 22	<	U	0.18	0.4	1	<	U	0.18	0.4	1	<	U	0.18	0.4	1	<	U	0.18	0.4	1	<	U	0.16	0.40	1.0	<	0.13	0.40	1.0	U
1,3-Dichlorobenzene	-	0 / 20	<	U	0.13	0.4	1	<	U	0.13	0.4	1	<	U	0.13	0.4	1	<	U	0.13	0.4	1	<	U	0.16	0.40	1.0	<	0.16	0.40	1.0	U
1,4-Dichlorobenzene	-	0 / 20	<	U	0.16	0.4	1	<	U	0.16	0.4	1	<	U	0.16	0.4	1	<	U	0.16	0.4	1	<	U	1.8	0.40	1.0	<	0.16	0.40	1.0	U
2-Butanone	290	11 / 22	41		2	4	6	15		2	0.4	1	68		2	4	6	53		2	4	6	<	U	1.4	4.0	6.0	5.7	1.8	4.0	6.0	J
2-Hexanone	160	10 / 22	60		1.7	4	5	55		1.7	4	6	73		1.7	4	5	160		1.7	4	5	15		1	4.0	5.0	<	1.4	4.0	5.0	U
4-Methyl-2-pentanone	11	4 / 22	<	U	0.98	3.2	5	<	U	0.98	4	5	<	U	0.98	3.2	5	<	U	0.98	3.2	5	<	U	1.9	3.2	5.0	<	1.0	3.2	5.0	U
Acetone	450	10 / 21	40		1.9	6.4	10	9.1	J	1.9	3.2	5	38		1.9	6.4	10	<	U	1.9	6.4	10	<	U	0.16	6.4	10	8	1.9	6.4	10	J
Benzene	0.49 J	4 / 22	<	U	0.16	0.4	1	<	U	0.16	6.4	10	<	U	0.16	0.4	1	<	U	0.16	0.4	1	<	U	0.1	0.40	1.0	<	0.16	0.40	1.0	U
Bromochloromethane	-	0 / 11	<	U	0.1	0.2	1	<	U	0.1	0.4	1	<	U	0.1	0.2	1	<	U	0.1	0.2	1	<	U	0.17	0.20	1.0	<	0.10	0.20	1.0	U
Bromodichloromethane	-	0 / 22	<	U	0.17	0.4	1	<	U	0.17	0.2	1	<	U	0.17	0.4	1	<	U	0.17	0.4	1	<	U	0.19	0.40	1.0	<	0.17	0.40	1.0	U
Bromoform	-	0 / 22	<	U	0.46	0.9	1	<	U	0.46	0.4	1	<	U	0.46	1	1	<	U	0.46	1	1	<	U	0.21	0.40	1.0	<	0.19	0.40	1.0	U
Bromomethane	-	0 / 22	<	U	0.21	0.8	2	<	U	0.21	1	1	<	UJ	0.21	0.8	2	<	U	0.21	0.8	2	<	U	0.45	0.80	2.0	<	0.21	0.80	2.0	U
Carbon Disulfide	-	1 / 21	<	U	0.17	0.8	2	<	U	0.17	0.8	2	0.19	J	0.17	0.8	2	<	U	0.17	0.8	2	<	U	0.19	1.6	2.0	<	0.45	1.6	2.0	U
Carbon Tetrachloride	-	0 / 22	<	U	0.19	0.4	2	<	U	0.19	0.8	2	<	U	0.19	0.4	2	<	U	0.19	0.4	2	<	U	0.17	0.40	2.0	<	0.19	0.40	2.0	U
Chlorobenzene	-	0 / 22	<	U	0.17	0.4	1	<	U	0.17	0.4	2	<	U	0.17	0.4	1	<	U	0.17	0.4	1	<	U	0.41	0.40	1.0	<	0.17	0.40	1.0	U
Chloroethane	1.5 J	8 / 22	<	U	0.41	1.6	2	<	U	0.41	0.4	1	1.5	J	0.41	1.6	2	0.43	J	0.41	1.6	2	1.8	J	0.16	1.6	2.0	0.49	0.41	1.6	2.0	J
Chloroform	-	0 / 22	<	U	0.16	0.4	1	<	U	0.16	1.6	2	<	U	0.16	0.4	1	<	U	0.16	0.4	1	<	U	0.3	0.40	1.0	<	0.16	0.40	1.0	U
Chloromethane	-	0 / 22	<	U	0.3	0.8	2	<	U	0.3	0.4	1	<	U	0.3	0.8	2	<	U	0.3	0.8	2	<	U	0.15	0.80	2.0	<	0.3	0.80	2.0	U
cis-1,2-Dichloroethene	-	0 / 22	<	U	0.15	0.4	1	<	U	0.15	0.8	2	<	U	0.15	0.4	1	<	U	0.15	0.4	1	<	U	0.16	0.40	1.0	<	0.15	0.40	1.0	U
cis-1,3-Dichloropropene	-	0 / 22	<	U	0.16	0.4	1	<	U	0.16	0.4	1	<	U	0.16	0.4	1	<	U	0.16	0.4	1	<	U	0.28	0.40	1.0	<	0.16	0.40	1.0	U
Cyclohexane	-	0 / 20	<	U	0.28	0.8	2	<	U	0.28	0.4	1	<	U	0.28	0.8	2	<	U	0.28	0.8	2	<	U	0.17	0.80	2.0	<	0.28	0.80	2.0	U
Dibromochloromethane	-	0 / 22	<	U	0.17	0.4	1	<	U	0.17	0.8	2	<	U	0.17	0.4	1	<	U	0.17	0.4	1	<	U	0.31	0.40	1.0	<	0.17	0.40	1.0	U
Dichlorodifluoromethane (Freon® 12)	-	0 / 20	<	U	0.31	0.8	2	<	U	0.31	0.4	1	<	U	0.31	0.8	2	<	U	0.31	0.8	2	<	U	0.16	0.80	2.0	<	0.31	0.80	2.0	U
Ethylbenzene	-	0 / 22	<	U	0.16	0.4	1	<	U	0.16	0.8	2	<	U	0.16	0.4	1	<	U	0.16	0.4	1	<	U	0.18	0.40	1.0	<	0.16	0.40	1.0	U
Isopropylbenzene	-	0 / 20	<	U	0.19	0.4	1	<	U	0.19	0.4	1	<	U	0.19	0.4	1	<	U	0.19	0.4	1	<	U	0.19	0.40	1.0	<	0.19	0.40	1.0	U
Methyl Acetate	42.2	1 / 20	<	U	1.6	4	5	<	U	1.6	4	5	<	U	1.6	4	5	<	U	1.6	4	5	<	U	1.6	4.0	5.0	<	1.6	4.0	5.0	U
Methylcyclohexane	-	0 / 20	<	U	0.1	0.4	2	<	U	0.1	0.8	5	<	U	0.25	0.8	5	<	U	0.1	0.4	2	<	U	0.25	0.80	2.0	<	0.25	0.80	5.0	U
Methyl tert-Butyl Ether (MTBE)	-	0 / 20	<	U	0.25	0.8	5	<	U	0.25	0.4	2	<	U	0.1	0.4	2	<	U	0.25	0.8	5	<	U	0.36	0.80	5.0	<	0.36	0.80	2.0	U
Methylene Chloride	-	0 / 22	<	U	0.94	2	5	<	U	0.94	2	5	<	U	0.94	2	5	<	U	0.94	2	5	<	U	0.32	0.80	5.0	<	0.32	0.40	5.0	U
Styrene	-	0 / 22	<	U	0.36	0.8	1	<	U	0.36	0.8	1	<	U	0.36	0.8	1	<	U	0.36	0.8	1	<	U	0.17	0.40	1.0	<	0.17	0.40	1.0	U
Tetrachloroethene	1.1	1 / 22	<	U	0.2	0.4	1	<	U	0.2	0.4	1	<	U	0.2	0.4	1	<	U	0.2	0.4	1	<	U	0.20	0.40	1.0	<	0.20	0.40	1.0	U
Toluene	0.33 J	2 / 22	<	U	0.17	0.4	1	<	U	0.17	0.4	1	<	U	0.17	0.4	1	<	U	0.17	0.4	1	<	U	0.17	0.4	1.0	<	0.17	0.4	1.0	U
trans-1,2-Dichloroethene	-	0 / 22	<	U	0.15	0.4	1	<	U	0.15	0.8	1	<	U	0.15	0.4	1	<	U	0.15	0.4	1	<	U	0.15	0.40	1.0	<	0.15	0.40	1.0	U
trans-1,3-Dichloropropene	-	0 / 22	<	U	0.19	0.4	1	<	U	0.19	0.4	1	<	U	0.19	0.4	1	<	U	0.19	0.4	1	<	U	0.19	0.40	1.0	<	0.19	0.40	1.0	U

TABLE E.4-4
CORNHUSKER ARMY AMMUNITION PLANT
WELL SHGW02-VOCs AND NATURAL ATTENUATION PARAMETERS

FIELD ID			SHGW02					SHGW02					SHGW02					SHGW02					SHGW02					SHGW02			
METHOD	Maximum	Detection	8260B					8260B					8260B					8260B					8260B					8260B			
COLLECT DATE	Detection	Frequency	5/18/2022					5/26/2021					6/11/2020					6/6/2019					3/23/2018					3/7/2017			
			Result	Qual	DL	LOD	LOQ	Result	Qual	DL	LOD	LOQ	Result	Qual	DL	LOD	LOQ	Result	Qual	DL	LOD	LOQ	Result	Qual	DL	LOD	LOQ	Result	DL	LOD	LOQ	Qual
Trichloroethene	-	0 / 20	<	U	0.16	0.4	1	<	U	0.16	0.4	1	<	U	0.16	0.4	1	<	U	0.16	0.4	1	<	U	0.16	0.40	1.0	<	0.16	0.40	1.0	U
Trichlorofluoromethane	-	0 / 20	<	U	0.29	0.8	2	<	U	0.29	0.4	1	<	U	0.29	0.8	2	<	U	0.29	0.8	2	<	U	0.29	0.80	2.0	<	0.29	0.80	2.0	U
Vinyl Chloride	3.5	3 / 22	<	U	0.1	0.2	1.5	<	U	0.1	0.8	2	<	U	0.1	0.2	1.5	<	U	0.1	0.2	1.5	3.5		0.10	0.20	1.5	<	0.10	0.20	1.5	U
Xylenes (total)	-	0 / 20	<	U	0.19	0.8	1	<	U	0.19	0.2	1.5	<	U	0.19	0.8	1	<	U	0.19	0.8	1	<	U	0.19	0.80	2.0	<	0.19	0.80	2.0	U
2-Chloroethyl Vinyl Ether	-	0 / 2			NA					NA					NA					NA					NA				NA			
Bromoethane	-	0 / 2			NA					NA					NA					NA					NA				NA			
m,p-Xylene	-	0 / 2			NA					NA					NA					NA					NA				NA			
O-Xylene	-	0 / 2			NA					NA					NA					NA					NA				NA			
Vinyl Acetate	-	0 / 2			NA					NA					NA					NA					NA				NA			
NATURAL ATTENUATION PARAMETERS																																
Methane RSK-175 (µg/L)			8500		0.63	1.3	5	6100		0.63	2	5	13000		1.9	6	15	3800		1.9	6	15	20000		0.65	2.4	15	18000	0.44	1.6	10	
Ethane RSK-175 (µg/L)			<	U	0.57	1.5	5	<	U	0.57	1.5	5	<	U	0.57	1.5	5	<	U	0.57	1.5	5	<	U	0.57	1.5	5.0	<	0.57	1.5	5.0	U
Ethene RSK-175 (µg/L)			<	U	0.4	1.4	5	<	U	0.4	1.4	5	1	J	0.4	1.4	5	<	U	0.4	1.4	5	<	U	0.4	1.4	5.0	<	0.4	1.4	5.0	U
Nitrate/Nitrite USEPA 353.2 (mg/L)			0.46		0.044	0.05	0.1	0.17		0.019	0.05	0.1	0.022	J	0.019	0.05	0.1	0.033	J	0.019	0.05	0.1	<	UJ	0.019	0.050	0.10	<	0.019	0.050	0.10	U
Alkalinity SM 2320B (mg/L)			210		3.1	6.4	10	200		3.1	6.4	10	160		3.1	10	10	85		3.1	10	10	230		1.1	3.2	5.0	240	1.1	3.2	5.0	
Sulfate USEPA 300.1 (mg/L)			21		5.2	13	25	26	J	1.5	4.5	5	13	J	5.2	15	25	15		1	3	5	8.3		0.23	0.50	5.0	2.2	0.23	0.50	5.0	J

Notes:
Analysis methods listed are accurate for most current
sampling event. Previous analysis methods may be different.

< = less than reporting limit
µg/L = micrograms per liter
ID = identification number
J = estimated
mg/L = milligrams per liter
NA = not analyzed
Qual = qualifier
RL = reporting limit
RSK = Robert S. Kerr Environmental Research Laboratory
SM = Standard Method
U = nondetect
USEPA = United States Environmental Protection Agency
VOC = volatile organic compound

TABLE E.4-4
CORNHUSKER ARMY AMMUNITION PLANT
WELL SHGW02-VOCs AND NATURAL ATTENUATION PARAMETERS

FIELD ID			SHGW02					SHGW02					SHGW02			SHGW02			SHGW02			SHGW02			SHGW02			SHGW02			SHGW02		
METHOD	Maximum	Detection	8260B					8260B					8260B			8260B			8260B			8260B			8260B			8260B		
COLLECT DATE	Detection	Frequency	8/15/2016					8/14/2015					8/20/2014			3/15/2013			3/8/2012			None			3/3/2010			3/9/2009			3/12/2008		
			Result	DL	LOD	LOQ	Qual	Result	DL	LOD	LOQ	Qual	Result	LOQ	Qual	Result	RL	Qual	Result	RL	Qual	Result	RL	Qual	Result	RL	Qual	Result	RL	Qual	Result	RL	Qual
VOLATILE ORGANIC COMPOUNDS (µg/L)																																	
1,1,1-Trichloroethane	-	0 / 22	<	0.16	0.4	1	U	<	0.16	0.40	1	U	<	1	U	<	1	U	<	1	U				<	1	U	<	1	U	<	1	U
1,1,2,2-Tetrachloroethane	-	0 / 22	<	0.2	0.8	1	U	<	0.20	0.80	1	U	<	1	U	<	1	U	<	1	U				<	1	U	<	1	U	<	1	U
1,1,2-Trichloro-1,2,2-trifluoroethane (Freon® 113)	3.1	1 / 20	<	0.79	1.6	3	U	<	0.79	1.6	3	U	<	3	U	<	1	U	<	1	U				<	3	U	<	1	U	<	1	U
1,1,2-Trichloroethane	88	17 / 22	2.1	0.32	0.8	1		<	0.32	0.80	1	U	0.69	1	J	<	1	U	0.7	1	J				1.1	1		15	1		47	1	
1,1-Dichloroethane	-	0 / 22	<	0.16	0.8	1	U	<	0.16	0.80	1	U	<	1	U	<	1	U	<	1	U				<	1	U	<	1	U	<	1	U
1,1-Dichloroethene	-	0 / 22	<	0.14	0.8	1	U	<	0.14	0.80	1	U	<	0.5	U	<	0.5	U	<	0.5	U				<	1	U	<	1	U	<	1	U
1,2,3-Trichlorobenzene	-	0 / 11	<	0.18	0.8	1	U	<	0.18	0.80	1	U	<	2	U	<	2	U	<	2	U					NA			NA			NA	
1,2,4-Trichlorobenzene	-	0 / 20	<	0.32	0.8	1	U	<	0.32	0.80	1	U	<	1	U	<	1	U	<	1	U				<	1	U	<	1	U	<	1	U
1,2-Dibromo-3-chloropropane	-	0 / 20	<	0.81	1.6	5	U	<	0.81	1.6	5	U	<	5	U	<	2	U	<	2	U				<	5	U	<	1	U	<	1	U
1,2-Dibromoethane (EDB)	-	0 / 20	<	0.18	0.4	1	U	<	0.18	0.40	1	U	<	1	U	<	1	U	<	1	U				<	1	U	<	1	U	<	1	U
1,2-Dichlorobenzene	-	0 / 20	<	0.13	0.4	1	U	<	0.13	0.40	1	U	<	1	U	<	1	U	<	1	U				<	1	U	<	1	U	<	1	U
1,2-Dichloroethane	27	15 / 22	7.9	0.13	0.4	1		3.3	0.13	0.40	1.0		6.3	1		3.9	0.5		<	0.5	U	**Not Sampled**			14	1		0.36	1	J	27	1	
1,2-Dichloropropane	-	0 / 22	<	0.13	0.4	1	U	<	0.13	0.40	1.0	U	<	1	U	<	1	U	<	1	U	**in 2011**			<	1	U	<	1	U	<	1	U
1,3-Dichlorobenzene	-	0 / 20	<	0.16	0.4	1	U	<	0.16	0.40	1.0	U	<	1	U	<	2	U	<	2	U				<	1	U	<	1	U	<	1	U
1,4-Dichlorobenzene	-	0 / 20	<	0.16	0.4	1	U	<	0.16	0.40	1.0	U	<	1	U	<	3	U	<	3	U				<	1	U	<	1	U	<	1	U
2-Butanone	290	11 / 22	35	1.8	4	6		17	1.8	4.0	6.0		130	6		12.4	4		99.7	4					290	24		<	1	U	<	5	U
2-Hexanone	160	10 / 22	60	1.4	4	5		32	1.4	4.0	5.0	J	32	5		<	4	U	6.2	4					9.3	5		<	5	U	<	5	U
4-Methyl-2-pentanone	11	4 / 22	<	1	3.2	5	U	1.5	1.0	3.2	5.0	J	6.4	5	J	2.1	4	J	<	4	U				11	5		<	5	U	<	5	U
Acetone	450	10 / 21	21	1.9	6.4	10		19	1.9	6.4	10		120	10		44.6	10		144	10	J				450	40		<	5	U	<	5	U
Benzene	0.49 J	4 / 22	<	0.16	0.4	1	U	0.17	0.16	0.40	1.0	J	0.36	1	U	<	0.5	U	0.52	0.5					0.49	1	J	<	1	U	<	1	U
Bromochloromethane	-	0 / 11	<	0.1	0.2	1	U	<	0.10	0.20	1.0	U	<	1	U	<	1	U	<	1	U					NA			NA			NA	
Bromodichloromethane	-	0 / 22	<	0.17	0.4	1	U	<	0.17	0.40	1.0	U	<	1	U	<	0.5	U	<	0.5	U				<	1	U	<	1	U	<	1	U
Bromoform	-	0 / 22	<	0.19	0.4	1	U	<	0.19	0.40	1.0	U	<	1	U	<	1	U	<	1	U				<	1	UJ	<	1	U	<	1	U
Bromomethane	-	0 / 22	<	0.21	0.8	2	U	<	0.21	0.80	2.0	U	<	2	U	<	1	U	<	1	U				<	2	U	<	1	U	<	1	U
Carbon Disulfide	-	1 / 21	<	0.45	1.6	2	U	<	0.45	1.6	2.0	U	<	2	U	<	1	U	<	1	U				<	2	U	<	1	U	<	1	U
Carbon Tetrachloride	-	0 / 22	<	0.19	0.4	2	U	<	0.19	0.40	2.0	U	<	2	U	<	0.5	U	<	0.5	U				<	2	U	<	1	U	<	1	U
Chlorobenzene	-	0 / 22	<	0.17	0.4	1	U	<	0.17	0.40	1.0	U	<	1	U	<	0.5	U	<	0.5	U				<	1	U	<	1	U	<	1	U
Chloroethane	1.5 J	8 / 22	0.76	0.41	1.6	2	J	0.62	0.41	1.6	2.0	J	0.9	2	J	<	2	U	<	1.4	U				<	2	U	<	1	U	0.61	1	J
Chloroform	-	0 / 22	<	0.16	0.4	1	U	<	0.16	0.40	1.0	U	<	1	U	<	0.5	U	<	0.5	U				<	1	U	<	1	U	<	1	U
Chloromethane	-	0 / 22	<	0.3	0.8	2	U	<	0.3	0.80	2.0	U	<	2	U	<	1	U	<	1	U				<	2	U	<	1	U	<	1	U
cis-1,2-Dichloroethene	-	0 / 22	<	0.15	0.4	1	U	<	0.15	0.40	1.0	U	<	1	U	<	0.5	U	<	0.5	U				<	1	U	<	1	U	<	1	U
cis-1,3-Dichloropropene	-	0 / 22	<	0.16	0.4	1	U	<	0.16	0.40	1.0	U	<	1	U	<	1	U	<	1	U				<	1	U	<	1	U	<	1	U
Cyclohexane	-	0 / 20	<	0.28	0.8	2	U	<	0.28	0.80	2.0	U	<	2	U	<	1	U	<	1	U				<	2	U	<	1	U	<	1	U
Dibromochloromethane	-	0 / 22	<	0.17	0.4	1	U	<	0.17	0.40	1.0	U	<	1	U	<	0.26	U	<	0.26	U				<	1	U	<	1	U	<	1	U
Dichlorodifluoromethane (Freon® 12)	-	0 / 20	<	0.31	0.8	2	U	<	0.31	0.80	2.0	U	<	2	U	<	1.2	U	<	1.2	U				<	2	U	<	1	U	<	1	U
Ethylbenzene	-	0 / 22	<	0.16	0.4	1	U	<	0.16	0.40	1.0	U	<	1	U	<	0.5	U	<	0.5	U				<	1	U	<	1	U	<	1	U
Isopropylbenzene	-	0 / 20	<	0.19	0.4	1	U	<	0.19	0.40	1.0	U	<	1	U	<	0.5	U	<	0.5	U				<	1	U	<	1	U	<	1	U
Methyl Acetate	42.2	1 / 20	<	1.6	4	5	U	<	1.6	4.0	5.0	U	<	5	U	<	1	U	42.2	1					<	5	U	<	2	U	<	5	U
Methylcyclohexane	-	0 / 20	<	0.25	0.8	5	U	<	0.25	0.80	5.0	U	<	2	U	<	1	U	<	1	U				<	2	U	<	5	U	<	5	U
Methyl tert-Butyl Ether (MTBE)	-	0 / 20	<	0.36	0.8	2	U	<	0.36	0.80	2.0	U	<	5	U	<	1	U	<	1	U				<	5	U	<	5	U	<	1	U
Methylene Chloride	-	0 / 22	<	0.32	0.8	5	U	<	0.32	0.40	5.0	U	<	5	U	<	5	U	<	1	U				<	5	U	<	1	U	<	1	U
Styrene	-	0 / 22	<	0.17	0.4	1	U	<	0.17	0.40	1.0	U	<	1	U	<	1	U	<	1	U				<	1	U	<	1	U	<	1	U
Tetrachloroethene	1.1	1 / 22	<	0.2	0.4	1	U	<	0.20	0.40	1.0	U	<	1	U	<	0.5	U	<	0.5	U				<	1	U	<	1	U	<	1	U
Toluene	0.33 J	2 / 22	<	0.17	0.4	1	U	<	0.17	0.4	1.0	U	0.23	1	J	0.33	1	J	<	1	U				<	1	U	<	1	U	<	1	U
trans-1,2-Dichloroethene	-	0 / 22	<	0.15	0.4	1	U	<	0.15	0.40	1.0	U	<	1	U	<	0.66	U	<	0.66	U				<	1	U	<	1	U	<	1	U
trans-1,3-Dichloropropene	-	0 / 22	<	0.19	0.4	1	U	<	0.19	0.40	1.0	U	<	1	U	<	1	U	<	1	U				<	1	U	<	1	U	<	1	U

TABLE E.4-4
CORNHUSKER ARMY AMMUNITION PLANT
WELL SHGW02-VOCs AND NATURAL ATTENUATION PARAMETERS

FIELD ID			SHGW02					SHGW02					SHGW02			SHGW02			SHGW02			SHGW02			SHGW02			SHGW02			SHGW02		
METHOD	Maximum	Detection	8260B					8260B					8260B			8260B			8260B			8260B			8260B			8260B		
COLLECT DATE	Detection	Frequency	8/15/2016					8/14/2015					8/20/2014			3/15/2013			3/8/2012			None			3/3/2010			3/9/2009			3/12/2008		
			Result	DL	LOD	LOQ	Qual	Result	DL	LOD	LOQ	Qual	Result	LOQ	Qual	Result	RL	Qual	Result	RL	Qual	Result	RL	Qual	Result	RL	Qual	Result	RL	Qual	Result	RL	Qual
Trichloroethene	-	0 / 20	<	0.16	0.4	1	U	<	0.16	0.40	1.0	U	<	1	U	<	0.5	U	<	0.5	U				<	1	U	<	1	U	<	1	U
Trichlorofluoromethane	-	0 / 20	<	0.29	0.8	2	U	<	0.29	0.80	2.0	U	<	1	U	<	1	U	<	1	U				<	2	U	<	1	U	<	1	U
Vinyl Chloride	3.5	3 / 22	0.46	0.1	0.2	1.5	J	<	0.10	0.20	1.5	U	<	1.2	U	<	1	U	<	1	U				<	1.5	U	<	1	U	0.34	1	J
Xylenes (total)	-	0 / 20	<	0.19	0.8	2	U	<	0.19	0.80	2.0	U	<	2	U		NA			NA		**Not Sampled**			<	1	U	<	1	U	<	2	U
2-Chloroethyl Vinyl Ether	-	0 / 2			NA				NA					NA			NA			NA		**in 2011**				NA			<	5	U		NA	
Bromoethane	-	0 / 2			NA				NA					NA			NA			NA						NA			<	1	U		NA	
m,p-Xylene	-	0 / 2			NA				NA					NA		<	0.46	U	<	0.46	U					NA			NA			NA	
O-Xylene	-	0 / 2			NA				NA					NA		<	1	U	<	5	U					NA			NA			NA	
Vinyl Acetate	-	0 / 2			NA				NA					NA			NA			NA						NA			<	1	U		NA	
NATURAL ATTENUATION PARAMETERS																																		
Methane RSK-175 (µg/L)			20000	0.44	1.6	10		18000	0.44	1.6	10		12000	5		4800	500		2200	250					18000	250		200	0.31		88	1.7	
Ethane RSK-175 (µg/L)			<	0.57	1.5	5	U	<	0.57	1.5	5.0	U	<	5	U	<	1.2	U	<	1.2	U	**Not Sampled**			31	5		<	0.61	U	300	2	
Ethene RSK-175 (µg/L)			<	0.4	1.4	5	U	<	0.4	1.4	5.0	U	<	5	U	<	1	U	<	1	U	**in 2011**			<	5	U	<	0.76	U	34	10	
Nitrate/Nitrite USEPA 353.2 (mg/L)			<	0.019	0.05	0.1	U	<	0.019	0.050	0.10	U	<	0.1	U	<	0.1	U	<	0.1	U				<	0.1	U	3.7	0.25		<	3.5	U
Alkalinity SM 2320B (mg/L)			260	1.1	3.2	5		240	1.1	3.2	5.0		270	5		205	1.25		180	1.25					350	5		170	20		<	1.8	U
Sulfate USEPA 300.1 (mg/L)			9.6	0.23	0.5	5		2.2	0.23	0.50	5.0	J	<	5	U	3.5	1		1.9	1					<	5	U	27	2		4.3	0.5	

Notes:
Analysis methods listed are accurate for most current
sampling event. Previous analysis methods may be different.

< = less than reporting limit
µg/L = micrograms per liter
ID = identification number
J = estimated
mg/L = milligrams per liter
NA = not analyzed
Qual = qualifier
RL = reporting limit
RSK = Robert S. Kerr Environmental Research Laboratory
SM = Standard Method
U = nondetect
USEPA = United States Environmental Protection Agency
VOC = volatile organic compound

TABLE E.4-4
CORNHUSKER ARMY AMMUNITION PLANT
WELL SHGW02-VOCs AND NATURAL ATTENUATION PARAMETERS

FIELD ID			SHGW02			SHGW02			SHGW02			SHGW02			SHGW02			SHGW02			SHGW02			SHGW02		
METHOD	Maximum	Detection	8260B			8260B			8260B			8260B			8260B			8260B			8260B			8260B		
COLLECT DATE	Detection	Frequency	3/20/2007			3/29/2006			3/24/2005			3/24/2004			3/25/2003			3/27/2002			4/2/2001			3/27/2000		
			Result	RL	Qual	Result	RL	Qual	Result	RL	Qual	Result	RL	Qual	Result	RL	Qual	Result	RL	Qual	Result	RL	Qual	Result	RL	Qual
VOLATILE ORGANIC COMPOUNDS (µg/L)																										
1,1,1-Trichloroethane	-	0 / 22	<	1	U	<	1	U	<	3	U	<	1	U	<	1.0	U	<	1.0	U	<	5	U	<	1	U
1,1,2,2-Tetrachloroethane	-	0 / 22	<	1	U	<	1	U	<	3	U	<	1	U	<	1.0	U	<	1.0	U	<	5	U	<	1	U
1,1,2-Trichloro-1,2,2-trifluoroethane (Freon® 113)	3.1	1 / 20	<	1	U	<	1	U	<	3	U	<	1	U	<	1.0	U	<	1.0	U		NA			NA	
1,1,2-Trichloroethane	88	17 / 22	37	1		50	1		7.6	3		7.2	1		1.1	1.0		68	5.0		88	5		9.7	1	
1,1-Dichloroethane	-	0 / 22	<	1	U	<	1	U	<	3	U	<	1	U	<	1.0	U	<	1.0	U	<	5	U	<	1	U
1,1-Dichloroethene	-	0 / 22	<	1	U	<	1	U	<	3	U	<	1	U	<	1.0	U	<	1.0	U	<	5	U	<	1	U
1,2,3-Trichlorobenzene	-	0 / 11		NA			NA			NA			NA			NA			NA			NA			NA	
1,2,4-Trichlorobenzene	-	0 / 20	<	1	U	<	1	U	<	3	U	<	1	U	<	1.0	U	<	1.0	U		NA			NA	
1,2-Dibromo-3-chloropropane	-	0 / 20	<	1	U	<	1	U	<	3	U	<	1	U	<	1.0	U	<	1.0	U		NA			NA	
1,2-Dibromoethane (EDB)	-	0 / 20	<	1	U	<	1	U	<	3	U	<	1	U	<	1.0	U	<	1.0	U		NA			NA	
1,2-Dichlorobenzene	-	0 / 20	<	1	U	<	1	U	<	3	U	<	1	U	<	1.0	U	<	1.0	U		NA			NA	
1,2-Dichloroethane	27	15 / 22	<	1	U	1	1	J	1.4	3	J	<	1	U	<	1.0	U	0.59	1.0	J	1	5	J	<	1	U
1,2-Dichloropropane	-	0 / 22	<	1	U	<	1	U	<	3	U	<	1	U	<	1.0	U	<	1.0	U	<	5	U	<	1	U
1,3-Dichlorobenzene	-	0 / 20	<	1	U	<	1	U	<	3	U	<	1	U	<	1.0	U	<	1.0	U		NA			NA	
1,4-Dichlorobenzene	-	0 / 20	<	1	U	<	1	U	<	3	U	<	1	U	<	1.0	U	<	1.0	U		NA			NA	
2-Butanone	290	11 / 22	<	5	U	<	5	U	<	10	U	<	2	U	<	2.0	UJ	<	5.0	U	<	50	U	<	20	U
2-Hexanone	160	10 / 22	<	5	U	<	5	U	<	10	U	<	2	U	<	2.0	UJ	<	5.0	U	<	50	U	<	20	U
4-Methyl-2-pentanone	11	4 / 22	<	5	U	<	5	U	<	10	U	<	2	U	<	2.0	UJ	<	5.0	U	<	50	U	<	10	U
Acetone	450	10 / 21	<	5	U	<	5	U	<	10	U	<	2	U	<	2.0	UJ	<	5.0	UJ	<	50	U			R
Benzene	0.49 J	4 / 22	<	1	U	<	1	U	<	3	U	<	1	U	<	1.0	U	<	1.0	U	<	5	U	<	1	U
Bromochloromethane	-	0 / 11		NA			NA			NA			NA			NA			NA			NA			NA	
Bromodichloromethane	-	0 / 22	<	1	U	<	1	U	<	3	U	<	1	U	<	1.0	U	<	1.0	U	<	5	U	<	1	U
Bromoform	-	0 / 22	<	1	U	<	1	U	<	3	U	<	1	U	<	1.0	U	<	1.0	U	<	5	U	<	1	U
Bromomethane	-	0 / 22	<	1	U	<	1	U	<	3	U	<	1	U	<	1.0	UJ	<	1.0	U	<	5	U	<	1	U
Carbon Disulfide	-	1 / 21	<	1	U	<	1	U	<	3	U	<	2	U	<	2.0	U	<	5.0	U		NA		<	1	U
Carbon Tetrachloride	-	0 / 22	<	1	U	<	1	U	<	3	U	<	1	U	<	1.0	U	<	1.0	U	<	5	U	<	1	U
Chlorobenzene	-	0 / 22	<	1	U	<	1	U	<	3	U	<	1	U	<	1.0	U	<	1.0	U	<	5	U	<	1	U
Chloroethane	1.5 J	8 / 22	<	1	U	<	1	U	<	3	U	<	1	U	<	1.0	U	<	1.0	U	<	5	U	<	1	U
Chloroform	-	0 / 22	<	1	U	<	1	U	<	3	U	<	1	U	<	1.0	U	<	1.0	U	<	5	U	<	1	U
Chloromethane	-	0 / 22	<	1	U	<	1	U	<	3	U	<	1	U	<	1.0	U	<	1.0	U	<	5	U	<	1	U
cis-1,2-Dichloroethene	-	0 / 22	<	1	U	<	1	U	<	3	U	<	1	U	<	1.0	U	<	1.0	U	<	5	U	<	1	U
cis-1,3-Dichloropropene	-	0 / 22	<	1	U	<	1	U	<	3	U	<	1	U	<	1.0	U	<	1.0	U	<	5	U	<	1	U
Cyclohexane	-	0 / 20	<	1	U	<	1	U	<	3	U	<	1	U	<	1.0	U	<	1.0	U		NA			NA	
Dibromochloromethane	-	0 / 22	<	1	U	<	1	U	<	3	U	<	1	U	<	1.0	U	<	1.0	U	<	5	U	<	1	U
Dichlorodifluoromethane (Freon® 12)	-	0 / 20	<	1	U	<	1	U	<	1	U	<	1	U	<	1.0	U	<	1.0	U		NA			NA	
Ethylbenzene	-	0 / 22	<	1	U	<	1	U	<	3	U	<	1	U	<	1.0	U	<	1.0	U	<	5	U	<	1	U
Isopropylbenzene	-	0 / 20	<	1	U	<	1	U	<	3	U	<	1	U	<	1.0	U	<	1.0	U		NA			NA	
Methyl Acetate	42.2	1 / 20	<	5	U	<	5	U	<	3	U	<	1	U	<	1.0	U	<	1.0	U		NA			NA	
Methylcyclohexane	-	0 / 20	<	5	U	<	5	U	<	3	U	<	1	U	<	1.0	U	<	1.0	U		NA			NA	
Methyl tert-Butyl Ether (MTBE)	-	0 / 20	<	1	U	<	1	U	<	3	U	<	1	U	<	1.0	U	<	1.0	U		NA			NA	
Methylene Chloride	-	0 / 22	<	1	U	<	1	U	<	3	U	<	1	U	<	1.0	U	<	1.0	U	<	10	U	<	1	U
Styrene	-	0 / 22	<	1	U	<	1	U	<	3	U	<	1	U	<	1.0	U	<	1.0	U	<	5	U	<	1	U
Tetrachloroethene	1.1	1 / 22	<	1	U	<	1	U	<	3	UJ	<	1	U	<	1.0	U	<	1.0	U	<	5	U	1.1	1	
Toluene	0.33 J	2 / 22	<	1	U	<	1	U	<	3	U	<	1	U	<	1.0	U	<	1.0	U	<	5	U	<	1	U
trans-1,2-Dichloroethene	-	0 / 22	<	1	U	<	1	U	<	3	U	<	1	U	<	1.0	U	<	1.0	U	<	5	U	<	1	U
trans-1,3-Dichloropropene	-	0 / 22	<	1	U	<	1	U	<	3	U	<	1	U	<	1.0	U	<	1.0	U	<	5	U	<	1	U

TABLE E.4-4
CORNHUSKER ARMY AMMUNITION PLANT
WELL SHGW02-VOCs AND NATURAL ATTENUATION PARAMETERS

FIELD ID			SHGW02			SHGW02			SHGW02			SHGW02			SHGW02			SHGW02			SHGW02			SHGW02		
METHOD	Maximum	Detection	8260B			8260B			8260B			8260B			8260B			8260B			8260B			8260B		
COLLECT DATE	Detection	Frequency	3/20/2007			3/29/2006			3/24/2005			3/24/2004			3/25/2003			3/27/2002			4/2/2001			3/27/2000		
			Result	RL	Qual	Result	RL	Qual	Result	RL	Qual	Result	RL	Qual	Result	RL	Qual	Result	RL	Qual	Result	RL	Qual	Result	RL	Qual
Trichloroethene	-	0 / 20	<	1	U	<	1	U	<	3	U	<	1	U	<	1.0	U	<	1.0	U		NA			NA	
Trichlorofluoromethane	-	0 / 20	<	1	U	<	1	U	<	3	U	<	1	U	<	1.0	U	<	1.0	U		NA			NA	
Vinyl Chloride	3.5	3 / 22	<	1	U	<	1	U	<	3	U	<	1	U	<	1.0	U	<	1.0	U	<	5	U	<	1	U
Xylenes (total)	-	0 / 20	<	2	U	<	2	U	<	3	U	<	1	U	<	1.0	U	<	1.0	U	<	5	U	<	1	U
2-Chloroethyl Vinyl Ether	-	0 / 2		NA			NA			NA			NA			NA			NA		<	5	U		NA	
Bromoethane	-	0 / 2		NA			NA			NA			NA			NA			NA			NA		<	1	U
m,p-Xylene	-	0 / 2		NA			NA			NA			NA			NA			NA			NA			NA	
O-Xylene	-	0 / 2		NA			NA			NA			NA			NA			NA			NA			NA	
Vinyl Acetate	-	0 / 2		NA			NA			NA			NA			NA			NA		<	5	U		NA	
NATURAL ATTENUATION PARAMETERS																										
Methane RSK-175 (µg/L)			<	0.87	U	0.37	0.87	J	110	0.87		180	2			NA			NA			NA			NA	
Ethane RSK-175 (µg/L)			<	3.5	U	2.9	3.5	J	<	1.7	U	<	4	U		NA			NA			NA			NA	
Ethene RSK-175 (µg/L)			<	1.8	U	<	1.8	U	<	1.8	U	<	3	U		NA			NA			NA			NA	
Nitrate/Nitrite USEPA 353.2 (mg/L)			12	1		4.2	0.1		1.4	0.05		0.65	0.1		0.88	0.1		4.3	0.20		2.3	0.5		0.935	0.5	
Alkalinity SM 2320B (mg/L)			160	8		160	8		210	8		220	5		210	5.0		160	5.0		143	5		203	0.5	
Sulfate USEPA 300.1 (mg/L)			53	10		53	10		31	10		14	2		16	5.0		25	5.0		17.9	5		15.8	5	

Notes:
Analysis methods listed are accurate for most current sampling event. Previous analysis methods may be different.

< = less than reporting limit
µg/L = micrograms per liter
ID = identification number
J = estimated
mg/L = milligrams per liter
NA = not analyzed
Qual = qualifier
RL = reporting limit
RSK = Robert S. Kerr Environmental Research Laboratory
SM = Standard Method
U = nondetect
USEPA = United States Environmental Protection Agency
VOC = volatile organic compound

TABLE E.4-5
CORNHUSKER ARMY AMMUNITION PLANT
WELL SHGW03-VOCs, TPHs, AND NATURAL ATTENUATION PARAMETERS

FIELD ID			SHGW03					SHGW03					SHGW03					SHGW03					SHGW03					SHGW03				
METHOD	Maximum	Detection	8260B					8260B					8260B					8260B					8260B					8260B				
COLLECT DATE	Detection	Frequency	5/18/2022					5/26/2021					6/11/2020					6/6/2019					3/23/2018					3/5/2017				
			Result	Qual	DL	LOD	LOQ	Result	Qual	DL	LOD	LOQ	Result	Qual	DL	LOD	LOQ	Result	Qual	DL	LOD	LOQ	Result	Qual	DL	LOD	LOQ	Result	DL	LOD	LOQ	Qual
VOLATILE ORGANIC COMPOUNDS (µg/L)																																
1,1,1-Trichloroethane	-	0 / 22	<	U	0.16	0.4	1	<	U	0.16	0.4	1	<	U	0.16	0.4	1	<	U	0.16	0.4	1	<	U	0.16	0.40	1	<	0.32	0.80	2	U
1,1,2,2-Tetrachloroethane	-	0 / 22	<	U	0.21	0.8	1	<	U	0.21	0.8	1	<	U	0.21	0.8	1	<	U	0.21	0.8	1	<	U	0.20	0.8	1	<	0.40	1.6	2	U
1,1,2-Trichloro-1,2,2-trifluoroethane (Freon® 113)	1.5 J	2 / 20	1.5	J	0.18	0.4	3	<	U	0.18	0.4	3	<	U	0.18	0.4	3	0.76	J	0.18	0.4	3	<	U	0.79	1.6	3	<	1.6	3.2	6	U
1,1,2-Trichloroethane	15	12 / 22	4.1		0.27	0.8	1	11		0.27	0.8	1	15		0.27	0.8	1	<	U	0.27	0.8	1	<	U	0.32	0.8	1	<	0.64	1.6	2	U
1,1-Dichloroethane	-	0 / 22	<	U	0.22	0.8	1	<	U	0.22	0.8	1	<	U	0.22	0.8	1	<	U	0.22	0.8	1	<	U	0.16	0.8	1	<	0.32	1.6	2	U
1,1-Dichloroethene	-	0 / 22	<	U	0.23	0.8	1	<	U	0.23	0.8	1	<	U	0.23	0.8	1	<	U	0.23	0.8	1	<	U	0.14	0.8	1	<	0.28	1.6	2	U
1,2,3-Trichlorobenzene	-	0 / 11	<	U	0.21	0.8	1	<	U	0.21	0.8	1	<	U	0.21	0.8	1	<	U	0.21	0.8	1	<	U	0.18	0.8	1	<	0.36	1.6	2	U
1,2,4-Trichlorobenzene	-	0 / 20	<	U	0.21	0.8	1	<	U	0.21	0.8	1	<	U	0.21	0.8	1	<	U	0.21	0.8	1	<	U	0.32	0.8	1	<	0.64	1.6	2	U
1,2-Dibromo-3-chloropropane	-	0 / 20	<	U	0.47	1.6	5	<	U	0.47	1.6	5	<	U	0.47	1.6	5	<	U	0.47	1.6	5	<	U	0.81	1.6	5	<	0.16	3.2	10	U
1,2-Dibromoethane (EDB)	-	0 / 20	<	U	0.18	0.4	1	<	U	0.18	0.4	1	<	U	0.18	0.4	1	<	U	0.18	0.4	1	<	U	0.13	0.40	1	<	0.36	0.80	2	U
1,2-Dichlorobenzene	-	0 / 20	<	U	0.15	0.4	1	<	U	0.15	0.4	1	<	U	0.15	0.4	1	<	U	0.15	0.4	1	<	U	0.13	0.40	1	<	0.26	0.80	2	U
1,2-Dichloroethane	6	9 / 22	<	U	0.13	0.4	1	<	U	0.13	0.4	1	<	U	0.13	0.4	1	3.9		0.13	0.4	1	<	U	0.1	0.40	1.0	1.8	1.0	0.80	2.0	
1,2-Dichloropropane	-	0 / 22	<	U	0.18	0.4	1	<	U	0.18	0.4	1	<	U	0.18	0.4	1	<	U	0.18	0.4	1	<	U	0.16	0.40	1.0	<	0.26	0.80	2.0	U
1,3-Dichlorobenzene	-	0 / 20	<	U	0.13	0.4	1	<	U	0.13	0.4	1	<	U	0.13	0.4	1	<	U	0.13	0.4	1	<	U	0.16	0.40	1.0	<	0.32	0.80	2.0	U
1,4-Dichlorobenzene	-	0 / 20	<	U	0.16	0.4	1	<	U	0.16	0.4	1	<	U	0.16	0.4	1	<	U	0.16	0.4	1	<	U	1.8	0.40	1.0	<	0.32	0.80	2.0	U
2-Butanone	5.9 J	2 / 22	<	U	2	4	6	<	U	2	0.4	1	<	U	2	4	6	<	U	2	4	6	<	U	1.4	4.0	6	5.6	3.7	8.0	12	J
2-Hexanone	-	0 / 22	<	U	1.7	4	5	<	U	1.7	4	6	<	U	1.7	4	5	<	U	1.7	4	5	<	U	1	4.0	5	<	2.8	8.0	10	U
4-Methyl-2-pentanone	-	0 / 22	<	U	0.98	3.2	5	<	U	0.98	4	5	<	U	0.98	3.2	5	<	U	0.98	3.2	5	<	U	1.9	3.2	5	<	2.1	6.4	10	U
Acetone	7	3 / 21	<	U	1.9	6.4	10	<	U	1.9	3.2	5	<	U	1.9	6.4	10	<	U	1.9	6.4	10	<	U	0.16	6.4	10	7	1.9	6.4	10	J
Benzene	7.3	15 / 22	<	U	0.16	0.4	1	<	U	0.16	6.4	10	<	U	0.16	0.4	1	<	U	0.16	0.4	1	0.21	J	0.1	0.40	1.0	0.27	0.32	0.80	2.0	J
Bromochloromethane	-	0 / 11	<	U	0.1	0.2	1	<	U	0.1	0.4	1	<	U	0.1	0.2	1	<	U	0.1	0.2	1	<	U	0.17	0.20	1.0	<	0.20	0.40	2.0	U
Bromodichloromethane	-	0 / 22	<	U	0.17	0.4	1	<	U	0.17	0.2	1	<	U	0.17	0.4	1	<	U	0.17	0.4	1	<	U	0.19	0.40	1.0	<	0.34	0.80	2.0	U
Bromoform	-	0 / 22	<	U	0.46	0.9	1	<	U	0.46	0.4	1	<	U	0.46	1	1	<	U	0.46	1	1	<	U	0.21	0.40	1.0	<	0.38	0.80	2.0	U
Bromomethane	-	0 / 22	<	U	0.21	0.8	2	<	U	0.21	1	1	<	UJ	0.21	0.8	2	<	U	0.21	0.8	2	<	U	0.45	0.8	2.0	<	0.42	1.6	4.0	U
Carbon Disulfide	-	0 / 21	<	U	0.17	0.8	2	<	U	0.17	0.8	2	<	U	0.17	0.8	2	<	U	0.17	0.8	2	<	U	0.19	1.6	2.0	<	0.90	3.2	4.0	U
Carbon Tetrachloride	-	0 / 22	<	U	0.19	0.4	2	<	U	0.19	0.8	2	<	U	0.19	0.4	2	<	U	0.19	0.4	2	<	U	0.17	0.40	2.0	<	0.38	0.80	4.0	U
Chlorobenzene	-	0 / 22	<	U	0.17	0.4	1	<	U	0.17	0.4	2	<	U	0.17	0.4	1	<	U	0.17	0.4	1	<	U	0.41	0.40	1.0	<	0.34	0.80	2.0	U
Chloroethane	-	0 / 22	<	U	0.41	1.6	2	<	U	0.41	0.4	1	<	U	0.41	1.6	2	<	U	0.41	1.6	2	<	U	0.16	1.6	2.0	<	0.82	3.2	4.0	U
Chloroform	-	0 / 22	<	U	0.16	0.4	1	<	U	0.16	1.6	2	<	U	0.16	0.4	1	<	U	0.16	0.4	1	<	U	0.3	0.40	1.0	<	0.32	0.80	2.0	U
Chloromethane	-	0 / 22	<	U	0.3	0.8	2	<	U	0.3	0.4	1	<	U	0.3	0.8	2	<	U	0.3	0.8	2	<	U	0.15	0.8	2.0	<	0.60	1.6	4.0	U
cis-1,2-Dichloroethene	-	0 / 22	<	U	0.15	0.4	1	<	U	0.15	0.8	2	<	U	0.15	0.4	1	<	U	0.15	0.4	1	<	U	0.16	0.40	1.0	<	0.30	0.80	2.0	U
cis-1,3-Dichloropropene	-	0 / 22	<	U	0.16	0.4	1	<	U	0.16	0.4	1	<	U	0.16	0.4	1	<	U	0.16	0.4	1	<	U	0.28	0.40	1.0	<	0.32	0.80	2.0	U
Cyclohexane	1.7	2 / 20	<	U	0.28	0.8	2	<	U	0.28	0.4	1	<	U	0.28	0.8	2	<	U	0.28	0.8	2	<	U	0.17	0.8	2.0	<	0.56	1.6	4.0	U
Dibromochloromethane	-	0 / 22	<	U	0.17	0.4	1	<	U	0.17	0.8	2	<	U	0.17	0.4	1	<	U	0.17	0.4	1	<	U	0.31	0.40	1.0	<	0.34	0.80	2.0	U
Dichlorodifluoromethane (Freon® 12)	-	0 / 20	<	U	0.31	0.8	2	<	U	0.31	0.4	1	<	U	0.31	0.8	2	<	U	0.31	0.8	2	<	U	0.16	0.8	2.0	<	0.64	1.6	4.0	U
Ethylbenzene	17	14 / 22	0.33	J	0.16	0.4	1	<	U	0.16	0.8	2	<	U	0.16	0.4	1	0.79	J	0.16	0.4	1	1.1		0.18	0.40	1.0	1.5	0.32	0.80	2.0	
Isopropylbenzene	1.2	4 / 20	<	U	0.19	0.4	1	<	U	0.19	0.4	1	<	U	0.19	0.4	1	<	U	0.19	0.4	1	<	U	0.19	0.40	1.0	<	0.38	0.80	2.0	U
Methyl Acetate	-	0 / 20	<	U	1.6	4	5	<	U	1.6	4	5	<	U	1.6	4	5	<	U	1.6	4	5	<	U	1.6	4.0	5	<	3.3	8.0	10	U
Methylcyclohexane	4.9	2 / 20	<	U	0.1	0.4	2	<	U	0.1	0.8	5	<	U	0.1	0.4	2	<	U	0.1	0.4	2	<	U	0.25	0.8	2	<	0.50	1.6	10	U
Methyl tert-Butyl Ether (MTBE)	-	0 / 20	<	U	0.25	0.8	5	<	U	0.25	0.4	2	<	U	0.25	0.8	5	<	U	0.25	0.8	5	<	U	0.36	0.8	5.0	<	0.71	1.6	4.0	U
Methylene Chloride	-	0 / 22	<	U	0.94	2	5	<	U	0.94	2	5	<	U	0.94	2	5	<	U	0.94	2	5	<	U	0.32	0.8	5	<	0.64	1.6	10	U
Styrene	-	0 / 22	<	U	0.36	0.8	1	<	U	0.36	0.8	1	<	U	0.36	0.8	1	<	U	0.36	0.8	1	<	U	0.17	0.40	1.0	<	0.34	0.80	2.0	U
Tetrachloroethene	0.56 J	1 / 22	<	U	0.2	0.4	1	<	U	0.2	0.4	1	<	U	0.2	0.4	1	<	U	0.2	0.4	1	<	U	0.20	0.40	1.0	<	0.40	0.80	2.0	U
Toluene	-	1 / 22	<	U	0.17	0.4	1	<	U	0.17	0.4	1	<	U	0.17	0.4	1	<	U	0.17	0.4	1	<	U	0.17	0.40	1.0	<	0.34	0.80	2.0	U
trans-1,2-Dichloroethene	-	0 / 22	<	U	0.15	0.4	1	<	U	0.15	0.8	1	<	U	0.15	0.4	1	<	U	0.15	0.4	1	<	U	0.15	0.40	1.0	<	0.30	0.80	2.0	U
trans-1,3-Dichloropropene	-	0 / 22	<	U	0.19	0.4	1	<	U	0.19	0.4	1	<	U	0.19	0.4	1	<	U	0.19	0.4	1	<	U	0.19	0.40	1.0	<	0.38	0.80	2.0	U

TABLE E.4-5
CORNHUSKER ARMY AMMUNITION PLANT
WELL SHGW03-VOCs, TPHs, AND NATURAL ATTENUATION PARAMETERS

FIELD ID			SHGW03					SHGW03					SHGW03					SHGW03					SHGW03					SHGW03			
METHOD	Maximum	Detection	8260B					8260B					8260B					8260B					8260B					8260B			
COLLECT DATE	Detection	Frequency	5/18/2022					5/26/2021					6/11/2020					6/6/2019					3/23/2018					3/5/2017			
			Result	Qual	DL	LOD	LOQ	Result	Qual	DL	LOD	LOQ	Result	Qual	DL	LOD	LOQ	Result	Qual	DL	LOD	LOQ	Result	Qual	DL	LOD	LOQ	Result	DL	LOD	LOQ	Qual
Trichloroethene	-	0 / 20	<	U	0.16	0.4	1	<	U	0.16	0.4	1	<	U	0.16	0.4	1	<	U	0.16	0.4	1	<	U	0.16	0.40	1.0	<	0.32	0.80	2.0	U
Trichlorofluoromethane	-	0 / 20	<	U	0.29	0.8	2	<	U	0.29	0.4	1	<	U	0.29	0.8	2	<	U	0.29	0.8	2	<	U	0.29	0.8	2.0	<	0.58	1.6	4.0	U
Vinyl Chloride	4.4	4 / 22	<	U	0.1	0.2	1.5	<	U	0.1	0.8	2	<	U	0.1	0.2	1.5	<	U	0.1	0.2	1.5	<	U	0.10	0.20	1.5	0.12	0.20	0.40	3.0	J
Xylenes (total)	46	15 / 20	0.4	J	0.19	0.8	1	<	U	0.19	0.2	1.5	<	U	0.19	0.8	1	1.3		0.19	0.8	1	2.4		0.19	0.8	2.0	3.2	0.38	1.6	4.0	
2-Chloroethyl Vinyl Ether	-	0 / 2			NA					NA					NA					NA					NA				NA			
Bromoethane	-	0 / 2			NA					NA					NA					NA					NA				NA			
m,p-Xylene	6.4	2 / 2			NA					NA					NA					NA					NA				NA			
O-Xylene	1.5	1 / 2			NA					NA					NA					NA					NA				NA			
Vinyl Acetate	-	0 / 2			NA					NA					NA					NA					NA				NA			
NATURAL ATTENUATION PARAMETERS																																
Methane RSK-175 (µg/L)			270		0.63	1.3	5	51		0.63	2	5	160		0.63	2	5	320		0.63	2	5	2200		0.22	0.8	5	4500	0.22	0.80	5.0	
Ethane RSK-175 (µg/L)			<	U	0.57	1.5	5	<	U	0.57	1.5	5	<	U	0.57	1.5	5	<	U	0.57	1.5	5	<	U	0.57	1.5	5	<	0.57	1.5	5.0	U
Ethene RSK-175 (µg/L)			<	U	0.4	1.4	5	<	U	0.4	1.4	5	<	U	0.4	1.4	5	<	U	0.4	1.4	5	<	U	0.4	1.4	5	<	0.4	1.4	5.0	U
Nitrate/Nitrite USEPA 353.2 (mg/L)			3.7		0.044	0.05	0.1	7.5		0.019	0.05	0.1	1.9		0.019	0.05	0.1	0.47		0.019	0.05	0.1	<	U	0.019	0.05	0.1	<	0.019	0.050	0.10	U
Alkalinity SM 2320B (mg/L)			160		3.1	6.4	10	160		3.1	6.4	10	160		3.1	10	10	180		3.1	10	10	230		1.1	3.2	5	230	1.1	3.2	5.0	
Sulfate USEPA 300.1 (mg/L)			31		5.2	13	25	31		1.5	4.5	5	39		5.2	15	25	29		1	3	5	12		0.23	0.5	5	14	0.23	0.50	5.0	
TOTAL PETROLEUM HYDROCARBONS (Method M8015B) (mg/L)																																
Diesel Range Organics			0.32		0.031	0.11	0.24	0.18	J	0.031	0.12	0.24	<	U	32	120	250	1.1	J	0.037	0.14	0.29	2.1		0.031	0.12	0.24	5.0	0.031	0.11	0.24	

Notes:
Analysis methods listed are accurate for most current sampling event. Previous analysis methods may be different.

< = less than reporting limit
µg/L = micrograms per liter
ID = identification number
J = estimated
mg/L = milligrams per liter
NA = not analyzed
Qual = qualifier
RL = reporting limit
SM = Standard Method
RSK = Robert S. Kerr Environmental Research Laboratory
TPH = total petroleum hydrocarbons
U = nondetect
USEPA = United States Environmental Protection Agency
VOC = volatile organic compound

TABLE E.4-5
CORNHUSKER ARMY AMMUNITION PLANT
WELL SHGW03-VOCs, TPHs, AND NATURAL ATTENUATION PARAMETERS

FIELD ID		SHGW03					SHGW03					SHGW03			SHGW03			SHGW03			SHGW03			SHGW03			SHGW03			SHGW03			SHGW03		
METHOD	Maximum	8260B					8260B					8260B			8260B			8260B			8260B			8260B			8260B			8260B		
COLLECT DATE	Detection	8/15/2016					8/14/2015					8/20/2014			3/15/2013			3/8/2012			None			3/2/2010			3/9/2009			3/12/2008			3/20/2007		
		Result	DL	LOD	LOQ	Qual	Result	DL	LOD	LOQ	Qual	Result	LOQ	Qual	Result	RL	Qual	Result	RL	Qual	Result	RL	Qual	Result	RL	Qual	Result	RL	Qual	Result	RL	Qual	Result	RL	Qual
VOLATILE ORGANIC COMPOUNDS (µg/L)																																		
1,1,1-Trichloroethane	-	<	0.16	0.4	1	U	<	0.32	0.80	2	U	<	1	U	<	1	U	<	1	U				<	1	U	<	1	U	<	1	U	<	1	U
1,1,2,2-Tetrachloroethane	-	<	0.2	0.8	1	U	<	0.40	1.6	2	U	<	1	U	<	1	U	<	1	U				<	1	U	<	1	U	<	1	U	<	1	U
1,1,2-Trichloro-1,2,2-trifluoroethane (Freon® 113)	1.5 J	<	0.79	1.6	3	U	<	1.6	3.2	6	U	<	3	U	<	1	U	<	1	U				<	3	U	<	1	U	<	1	U	<	1	U
1,1,2-Trichloroethane	15	<	0.32	0.8	1	U	<	0.64	1.6	2	U	0.78	1	J	0.42	1	J	<	1	U				<	1	U	0.59	1	J	1.1	1		1.6	1	
1,1-Dichloroethane	-	<	0.16	0.8	1	U	<	0.32	1.6	2	U	<	1	U	<	1	U	<	1	U				<	1	U	<	1	U	<	1	U	<	1	U
1,1-Dichloroethene	-	<	0.14	0.8	1	U	<	0.28	1.6	2	U	<	1	U	<	0.5	U	<	0.5	U				<	1	U	<	1	U	<	1	U	<	1	U
1,2,3-Trichlorobenzene	-	<	0.18	0.8	1	U	<	0.36	1.6	2	U	<	1	U	<	2	U	<	2	U					NA			NA			NA			NA	
1,2,4-Trichlorobenzene	-	<	0.32	0.8	1	U	<	0.64	1.6	2	U	<	1	U	<	1	U	<	1	U				<	1	U	<	1	U	<	1	U	<	1	U
1,2-Dibromo-3-chloropropane	-	<	0.81	1.6	5	U	<	0.16	3.2	10	U	<	5	U	<	2	U	<	2	U				<	5	U	<	1	U	<	1	U	<	1	U
1,2-Dibromoethane (EDB)	-	<	0.18	0.4	1	U	<	0.36	0.80	2	U	<	1	U	<	1	U	<	1	U				<	1	U	<	1	U	<	1	U	<	1	U
1,2-Dichlorobenzene	-	<	0.13	0.4	1	U	<	0.26	0.80	2	U	<	1	U	<	1	U	<	1	U				<	1	U	<	1	U	<	1	U	<	1	U
1,2-Dichloroethane	6	<	0.13	0.4	1	U	0.53	1.0	0.80	2.0	J	1	1		<	0.5	U	<	0.5	U	**Not Sampled**			<	1	U	<	1	U	<	1	U	<	1	U
1,2-Dichloropropane	-	<	0.13	0.4	1	U	<	0.26	0.80	2.0	U	<	1	U	<	1	U	<	1	U	**in 2011**			<	1	U	<	1	U	<	1	U	<	1	U
1,3-Dichlorobenzene	-	<	0.16	0.4	1	U	<	0.32	0.80	2.0	U	<	1	U	<	2	U	<	2	U				<	1	U	<	1	U	<	1	U	<	1	U
1,4-Dichlorobenzene	-	<	0.16	0.4	1	U	<	0.32	0.80	2.0	U	<	1	U	<	3	U	<	3	U				<	1	U	<	1	U	<	1	U	<	1	U
2-Butanone	5.9 J	<	1.8	4	6	U	5.9	3.7	8.0	12	J	<	6	U	<	4	U	<	4	U				<	6	U	<	1	U	<	5	U	<	5	U
2-Hexanone	-	<	1.4	4	5	U	<	2.8	8.0	10	U	<	5	U	<	4	U	<	4	U				<	5	U	<	5	U	<	5	U	<	5	U
4-Methyl-2-pentanone	-	<	1	3.2	5	U	<	2.1	6.4	10	U	<	5	U	<	4	U	<	4	U				<	5	U	<	5	U	<	5	U	<	5	U
Acetone	7	2.4	1.9	6.4	10	J	4.2	3.8	13	20	J	<	10	U	<	10	U	<	10	UJ				<	10	U	<	5	U	<	5	U	<	5	U
Benzene	7.3	<	0.16	0.4	1	U	0.44	0.32	0.80	2.0	J	0.65	1	J	1.4	0.5		0.64	0.5					0.37	1	J	0.44	1	J	<	1	U	1.2	1	J
Bromochloromethane	-	<	0.1	0.2	1	U	<	0.20	0.40	2.0	U	<	1	U	<	1	U	<	1	U					NA			NA			NA			NA	
Bromodichloromethane	-	<	0.17	0.4	1	U	<	0.34	0.80	2.0	U	<	1	U	<	0.5	U	<	0.5	U				<	1	U	<	1	U	<	1	U	<	1	U
Bromoform	-	<	0.19	0.4	1	U	<	0.38	0.80	2.0	U	<	1	U	<	1	U	<	1	U				<	1	U	<	1	U	<	1	U	<	1	U
Bromomethane	-	<	0.21	0.8	2	U	<	0.42	1.6	4.0	U	<	2	U	<	1	U	<	1	U				<	2	U	<	1	U	<	1	U	<	1	U
Carbon Disulfide	-	<	0.45	1.6	2	U	<	0.90	3.2	4.0	U	<	2	U	<	1	U	<	1	U				<	2	U	<	1	U	<	1	U	<	1	U
Carbon Tetrachloride	-	<	0.19	0.4	2	U	<	0.38	0.80	4.0	U	<	2	U	<	0.5	U	<	0.5	U				<	2	U	<	1	U	<	1	U	<	1	U
Chlorobenzene	-	<	0.17	0.4	1	U	<	0.34	0.80	2.0	U	<	1	U	<	0.5	U	<	0.5	U				<	1	U	<	1	U	<	1	U	<	1	U
Chloroethane	-	<	0.41	1.6	2	U	<	0.82	3.2	4.0	U	<	2	U	<	2	U	<	1.4	U				<	2	U	<	1	U	<	1	U	<	1	U
Chloroform	-	<	0.16	0.4	1	U	<	0.32	0.80	2.0	U	<	1	U	<	0.5	U	<	0.5	U				<	1	U	<	1	U	<	1	U	<	1	U
Chloromethane	-	<	0.3	0.8	2	U	<	0.60	1.6	4.0	U	<	2	U	<	1	U	<	1	U				<	2	U	<	1	U	<	1	U	<	1	U
cis-1,2-Dichloroethene	-	<	0.15	0.4	1	U	<	0.30	0.80	2.0	U	<	1	U	<	0.5	U	<	0.5	U				<	1	U	<	1	U	<	1	U	<	1	U
cis-1,3-Dichloropropene	-	<	0.16	0.4	1	U	<	0.32	0.80	2.0	U	<	1	U	<	1	U	<	1	U				<	1	U	<	1	U	<	1	U	<	1	U
Cyclohexane	1.7	<	0.28	0.8	2	U	<	0.56	1.6	4.0	U	0.4	2	J	<	1	U	<	1	U				<	2	U	<	1	U	<	1	U	<	1	U
Dibromochloromethane	-	<	0.17	0.4	1	U	<	0.34	0.80	2.0	U	<	1	U	<	0.26	U	<	0.26	U				<	1	U	<	1	U	<	1	U	<	1	U
Dichlorodifluoromethane (Freon® 12)	-	<	0.31	0.8	2	U	<	0.64	1.6	4.0	U	<	2	U	<	1.2	U	<	1.2	U				<	2	U	<	1	U	<	1	U	<	1	U
Ethylbenzene	17	<	0.16	0.4	1	U	1.7	0.32	0.80	2.0	J	1.7	1		2.3	0.5		0.54	0.5					<	1	UJ	<	1	U	0.33	1	J	<	1	U
Isopropylbenzene	1.2	<	0.19	0.4	1	U	<	0.38	0.80	2.0	U	0.24	1	J	<	0.5	U	<	0.5	U				<	1	U	<	1	U	0.64	1	J	<	1	U
Methyl Acetate	-	<	1.6	4	5	U	<	3.3	8.0	10	U	<	5	U	<	1	U	<	1	U				<	5	U	<	5	U	<	5	U	<	5	U
Methylcyclohexane	4.9	<	0.25	0.8	5	U	<	0.50	1.6	10	U	<	5	U	<	1	U	<	1	U				<	2	U	<	5	U	<	5	U	<	5	U
Methyl tert-Butyl Ether (MTBE)	-	<	0.36	0.8	2	U	<	0.71	1.6	4.0	U	<	2	U	<	1	U	<	1	U				<	5	U	<	5	U	<	1	U	<	1	U
Methylene Chloride	-	<	0.32	0.8	5	U	<	0.64	1.6	10	U	<	5	U	<	5	U	<	1	U				<	5	U	<	1	U	<	1	U	<	1	U
Styrene	-	<	0.17	0.4	1	U	<	0.34	0.80	2.0	U	<	1	U	<	1	U	<	1	U				<	1	U	<	1	U	<	1	U	<	1	U
Tetrachloroethene	0.56 J	<	0.2	0.4	1	U	<	0.40	0.80	2.0	U	<	1	U	<	0.5	U	<	0.5	U				<	1	U	<	1	U	<	1	U	<	1	U
Toluene	-	<	0.17	0.4	1	U	<	0.34	0.80	2.0	U	0.18	1	J	<	1	U	<	1	U				<	1	U	<	1	U	<	1	U	<	1	U
trans-1,2-Dichloroethene	-	<	0.15	0.4	1	U	<	0.30	0.80	2.0	U	<	1	U	<	0.66	U	<	0.66	U				<	1	U	<	1	U	<	1	U	<	1	U
trans-1,3-Dichloropropene	-	<	0.19	0.4	1	U	<	0.38	0.80	2.0	U	<	1	U	<	1	U	<	1	U				<	1	U	<	1	U	<	1	U	<	1	U

TABLE E.4-5
CORNHUSKER ARMY AMMUNITION PLANT
WELL SHGW03-VOCs, TPHs, AND NATURAL ATTENUATION PARAMETERS

FIELD ID		SHGW03					SHGW03					SHGW03			SHGW03			SHGW03			SHGW03			SHGW03			SHGW03			SHGW03		
METHOD	Maximum	8260B					8260B					8260B			8260B			8260B			8260B			8260B			8260B			8260B		
COLLECT DATE	Detection	8/15/2016					8/14/2015					8/20/2014			3/15/2013			3/8/2012			None			3/2/2010			3/9/2009			3/12/2008			3/20/2007		
		Result	DL	LOD	LOQ	Qual	Result	DL	LOD	LOQ	Qual	Result	LOQ	Qual	Result	RL	Qual	Result	RL	Qual	Result	RL	Qual	Result	RL	Qual	Result	RL	Qual	Result	RL	Qual	Result	RL	Qual
Trichloroethene	-	<	0.16	0.4	1	U	<	0.32	0.80	2.0	U	<	1	U	<	0.5	U	<	0.5	U				<	1	U	<	1	U	<	1	U	<	1	U
Trichlorofluoromethane	-	<	0.29	0.8	2	U	<	0.58	1.6	4.0	U	<	2	U	<	1	U	<	1	U				<	2	U	<	1	U	<	1	U	<	1	U
Vinyl Chloride	4.4	<	0.1	0.2	1.5	U	<	0.20	0.40	3.0	U	<	1.2	U	<	1	U	<	1	U				<	1.5	U	<	1	U	<	1	U	<	1	U
Xylenes (total)	46	<	0.19	0.8	2	U	2.8	0.38	1.6	4.0	J	3	2	J		NA			NA		**Not Sampled**			0.69	1	J	0.42	2	J	0.65	2	J	<	2	U
2-Chloroethyl Vinyl Ether	-			NA				NA					NA			NA			NA		**in 2011**				NA		<	5	U		NA			NA	
Bromoethane	-			NA				NA					NA			NA			NA						NA		<	1	U		NA			NA	
m,p-Xylene	6.4			NA				NA					NA		6.4	0.46		1.1	0.46						NA			NA			NA			NA	
O-Xylene	1.5			NA				NA					NA		1.5	1		<	5	U					NA			NA			NA			NA	
Vinyl Acetate	-			NA				NA					NA			NA			NA						NA		<	1	U		NA			NA	
NATURAL ATTENUATION PARAMETERS																																			
Methane RSK-175 (µg/L)		390	0.22	0.8	5		4500	0.22	0.80	5.0		7600	5		3300	100		1800	50	J				130	5		82	0.31	J	6.4	1.7		0.56	0.87	J
Ethane RSK-175 (µg/L)		<	0.57	1.5	5	U	<	0.57	1.5	5.0	U	<	5	U	<	1.2	U	<	1.2	U				<	5	U	<	0.61	U	<	3.5	U	<	3.5	U
Ethene RSK-175 (µg/L)		<	0.4	1.4	5	U	<	0.4	1.4	5.0	U	<	5	U	<	1	U	<	1	U				<	5	U	<	0.76	U	<	1.8	U	<	1.8	U
Nitrate/Nitrite USEPA 353.2 (mg/L)		0.56	0.019	0.05	0.1		<	0.019	0.050	0.10	U	<	0.1	U	<	0.1	U	0.271	0.1					2	0.1		9.2	0.5		3.4	0.5		5.8	1	
Alkalinity SM 2320B (mg/L)		200	1.1	3.2	5		230	1.1	3.2	5.0		250	5		190	1.25		145	1.25					190	5		200	20		240	4		220	8	
Sulfate USEPA 300.1 (mg/L)		30	0.23	0.5	5		14	0.23	0.50	5.0		6.4	5		8.3	1		27	1					120	25		74	20		28	10		24	10	
TOTAL PETROLEUM HYDROCARBONS (Method M8015B) (m																					**Not Sampled**														
Diesel Range Organics		0.95	0.031	0.12	0.24		5.0	0.031	0.11	0.24		1.4	0.24		1	0.15		0.48	0.15		**in 2011**			1.3	0.24		2.5	0.077		2.7	0.13		5.9	0.5	J

Notes:
Analysis methods listed are accurate for most current sampling event. Previous analysis methods may be different.

< = less than reporting limit
µg/L = micrograms per liter
ID = identification number
J = estimated
mg/L = milligrams per liter
NA = not analyzed
Qual = qualifier
RL = reporting limit
SM = Standard Method
RSK = Robert S. Kerr Environmental Research Laboratory
TPH = total petroleum hydrocarbons
U = nondetect
USEPA = United States Environmental Protection Agency
VOC = volatile organic compound

TABLE E.4-5
CORNHUSKER ARMY AMMUNITION PLANT
WELL SHGW03-VOCs, TPHs, AND NATURAL ATTENUATION PARAMETERS

FIELD ID		SHGW03			SHGW03			SHGW03			SHGW03			SHGW03			SHGW03			SHGW03		
METHOD	Maximum	8260B			8260B			8260B			8260B			8260B			8260B			8260B		
COLLECT DATE	Detection	3/30/2006			3/24/2005			3/25/2004			3/26/2003			3/27/2002			4/3/2001			3/27/2000		
		Result	RL	Qual	Result	RL	Qual	Result	RL	Qual	Result	RL	Qual	Result	RL	Qual	Result	RL	Qual	Result	RL	Qual
VOLATILE ORGANIC COMPOUNDS (µg/L)																						
1,1,1-Trichloroethane	-	<	1	U	<	3	U	<	1	U	<	1.0	U	<	1.0	U	<	5	U	<	1	U
1,1,2,2-Tetrachloroethane	-	<	1	U	<	3	U	<	1	U	<	1.0	U	<	1.0	U	<	5	U	<	1	U
1,1,2-Trichloro-1,2,2-trifluoroethane (Freon® 113)	1.5 J	<	1	U	<	3	U	<	1	U	<	1.0	U	<	1.0	U		NA			NA	
1,1,2-Trichloroethane	15	3.3	1		3.4	3		4	1		<	1.0	U	<	5.0	U	<	5	U	11	1	
1,1-Dichloroethane	-	<	1	U	<	3	U	<	1	U	<	1.0	U	<	1.0	U	<	5	U	<	1	U
1,1-Dichloroethene	-	<	1	U	<	3	U	<	1	U	<	1.0	U	<	1.0	U	<	5	U	<	1	U
1,2,3-Trichlorobenzene	-		NA			NA			NA			NA			NA			NA			NA	
1,2,4-Trichlorobenzene	-	<	1	U	<	3	U	<	1	U	<	1.0	U	<	1.0	U		NA			NA	
1,2-Dibromo-3-chloropropane	-	<	1	U	<	3	U	<	1	U	<	1.0	U	<	1.0	U		NA			NA	
1,2-Dibromoethane (EDB)	-	<	1	U	<	3	U	<	1	U	<	1.0	U	<	1.0	U		NA			NA	
1,2-Dichlorobenzene	-	<	1	U	<	3	U	<	1	U	<	1.0	U	<	1.0	U		NA			NA	
1,2-Dichloroethane	6	<	1	U	1	3	J	1.9	1		3.1	1.0		<	1.0	U	1.9	5	J	6	1	
1,2-Dichloropropane	-	<	1	U	<	3	U	<	1	U	<	1.0	U	<	1.0	U	<	5	U	<	1	U
1,3-Dichlorobenzene	-	<	1	U	<	3	U	<	1	U	<	1.0	U	<	1.0	U		NA			NA	
1,4-Dichlorobenzene	-	<	1	U	<	3	U	<	1	U	<	1.0	U	<	1.0	U		NA			NA	
2-Butanone	5.9 J	<	5	U	<	10	U	<	2	U	<	2.0	UJ	<	5.0	U	<	50	U	<	20	U
2-Hexanone	-	<	5	U	<	10	U	<	2	U	<	2.0	UJ	<	5.0	U	<	50	U	<	20	U
4-Methyl-2-pentanone	-	<	5	U	<	10	U	<	2	U	<	2.0	UJ	<	5.0	U	<	50	U	<	10	U
Acetone	7	<	5	U	<	10	U	<	2	U	<	2.0	UJ	<	5.0	UJ	<	50	U			R
Benzene	7.3	0.9	1	J	0.6	3	J	<	1	U	7.3	1.0		4.4	1.0		1.4	5	J	3.2	1	
Bromochloromethane	-		NA			NA			NA			NA			NA			NA			NA	
Bromodichloromethane	-	<	1	U	<	3	U	<	1	U	<	1.0	U	<	1.0	U	<	5	U	<	1	U
Bromoform	-	<	1	U	<	3	U	<	1	U	<	1.0	U	<	1.0	U	<	5	U	<	1	U
Bromomethane	-	<	1	U	<	3	U	<	1	U	<	1.0	UJ	<	1.0	U	<	5	U	<	1	U
Carbon Disulfide	-	<	1	U	<	3	U	<	2	U	<	2.0	U	<	5.0	U		NA		<	1	U
Carbon Tetrachloride	-	<	1	U	<	3	U	<	1	U	<	1.0	U	<	1.0	U	<	5	U	<	1	U
Chlorobenzene	-	<	1	U	<	3	U	<	1	U	<	1.0	U	<	1.0	U	<	5	U	<	1	U
Chloroethane	-	<	1	U	<	3	U	<	1	U	<	1.0	U	<	1.0	U	<	5	U	<	1	U
Chloroform	-	<	1	U	<	3	U	<	1	U	<	1.0	U	<	1.0	U	<	5	U	<	1	U
Chloromethane	-	<	1	U	<	3	U	<	1	U	<	1.0	U	<	1.0	U	<	5	U	<	1	U
cis-1,2-Dichloroethene	-	<	1	U	<	3	U	<	1	U	<	1.0	U	<	1.0	U	<	5	U	<	1	U
cis-1,3-Dichloropropene	-	<	1	U	<	3	U	<	1	U	<	1.0	U	<	1.0	U	<	5	U	<	1	U
Cyclohexane	1.7	<	1	U	<	3	U	<	1	U	<	1.0	U	1.7	1.0			NA			NA	
Dibromochloromethane	-	<	1	U	<	3	U	<	1	U	<	1.0	U	<	1.0	U	<	5	U	<	1	U
Dichlorodifluoromethane (Freon® 12)	-	<	1	U	<	1	U	<	1	U	<	1.0	U	<	1.0	U		NA			NA	
Ethylbenzene	17	<	1	U	<	3	U	3.2	1		17	1.0		11	1.0		3.8	5	J	6.6	1	
Isopropylbenzene	1.2	<	1	U	<	3	U	<	1	U	1.2	1.0		1	1.0			NA			NA	
Methyl Acetate	-	<	5	U	<	3	U	<	1	U	<	1.0	U	<	1.0	U		NA			NA	
Methylcyclohexane	4.9	<	5	U	<	3	U	<	1	U	4.9	1.0		2.1	1.0			NA			NA	
Methyl tert-Butyl Ether (MTBE)	-	<	1	U	<	3	U	<	1	U	<	1.0	U	<	1.0	U		NA			NA	
Methylene Chloride	-	<	1	U	<	3	U	<	1	U	<	1.0	U	<	1.0	U	<	10	U	<	1	U
Styrene	-	<	1	U	<	3	U	<	1	U	<	1.0	U	<	1.0	U	<	5	U	<	1	U
Tetrachloroethene	0.56 J	<	1	U	<	3	UJ	<	1	U	<	1.0	U	<	1.0	U	<	5	U	0.56	1	J
Toluene	-	<	1	U	<	3	U	<	1	U	<	1.0	U	<	1.0	U	<	5	U	<	1	U
trans-1,2-Dichloroethene	-	<	1	U	<	3	U	<	1	U	<	1.0	U	<	1.0	U	<	5	U	<	1	U
trans-1,3-Dichloropropene	-	<	1	U	<	3	U	<	1	U	<	1.0	U	<	1.0	U	<	5	U	<	1	U

TABLE E.4-5
CORNHUSKER ARMY AMMUNITION PLANT
WELL SHGW03-VOCs, TPHs, AND NATURAL ATTENUATION PARAMETERS

FIELD ID		SHGW03			SHGW03			SHGW03			SHGW03			SHGW03			SHGW03			SHGW03		
METHOD	Maximum	8260B			8260B			8260B			8260B			8260B			8260B			8260B		
COLLECT DATE	Detection	3/30/2006			3/24/2005			3/25/2004			3/26/2003			3/27/2002			4/3/2001			3/27/2000		
		Result	RL	Qual	Result	RL	Qual	Result	RL	Qual	Result	RL	Qual	Result	RL	Qual	Result	RL	Qual	Result	RL	Qual
Trichloroethene	-	<	1	U	<	3	U	<	1	U	<	1.0	U	<	1.0	U		NA			NA	
Trichlorofluoromethane	-	<	1	U	<	3	U	<	1	U	<	1.0	U	<	1.0	U		NA			NA	
Vinyl Chloride	4.4	<	1	U	<	3	U	<	1	U	1.2	1.0		1.6	1.0		<	5	U	4.4	1	
Xylenes (total)	46	<	2	U	1.3	3	J	8.9	1		46	1.0		25	1.0		12	5		18.4	1	
2-Chloroethyl Vinyl Ether	-		NA			NA			NA			NA			NA		<	5	U		NA	
Bromoethane	-		NA			NA			NA			NA			NA			NA		<	1	U
m,p-Xylene	6.4		NA			NA			NA			NA			NA			NA			NA	
O-Xylene	1.5		NA			NA			NA			NA			NA			NA			NA	
Vinyl Acetate	-		NA			NA			NA			NA			NA		<	5	U		NA	
NATURAL ATTENUATION PARAMETERS																						
Methane RSK-175 (µg/L)		0.58	0.87	J	1.8	0.87		100	2			NA			NA			NA			NA	
Ethane RSK-175 (µg/L)		3.8	3.5		<	1.7	U	<	4	U		NA			NA			NA			NA	
Ethene RSK-175 (µg/L)		<	1.8	U	<	1.8	U	<	3	U		NA			NA			NA			NA	
Nitrate/Nitrite USEPA 353.2 (mg/L)		5.7	0.25		3.4	0.25		0.59	0.1		0.47	0.1		0.77	0.10		3.07	0.5		0.575	0.5	
Alkalinity SM 2320B (mg/L)		220	8		210	8		190	5		220	5.0		160	5.0		169	5		<	5	U
Sulfate USEPA 300.1 (mg/L)		32	10		26	10		15	2		10	5.0		19	5.0		22.2	5		12.1	5	
TOTAL PETROLEUM HYDROCARBONS (Method M8015B) (n																						
Diesel Range Organics		1.2	0.13	J	1.4	0.12		32	1.20			NA			NA			NA			NA	

Notes:
Analysis methods listed are accurate for most current sampling event. Previous analysis methods may be different.

< = less than reporting limit
µg/L = micrograms per liter
ID = identification number
J = estimated
mg/L = milligrams per liter
NA = not analyzed
Qual = qualifier
RL = reporting limit
SM = Standard Method
RSK = Robert S. Kerr Environmental Research Laboratory
TPH = total petroleum hydrocarbons
U = nondetect
USEPA = United States Environmental Protection Agency
VOC = volatile organic compound

TABLE E.4-6
CORNHUSKER ARMY AMMUNITION PLANT
WELL SHGW04-VOCs, TPHs, AND NATURAL ATTENUATION PARAMETERS

FIELD ID			SHGW04					SHGW04			SHGW04					SHGW04			SHGW04					SHGW04			SHGW04			SHGW04			SHGW04		
METHOD	Maximum	Detection	8260B					8260B			8260B					8260B			8260B					8260B			8260B			8260B			8260B		
COLLECT DATE	Detection	Frequency	5/18/2022					None			6/6/2019					None			8/15/2016					None			3/15/2013			3/8/2012			None		
			Result	Qual	DL	LOD	LOQ	Result	RL	Qual	Result	Qual	DL	LOD	LOQ	Result	RL	Qual	Result	DL	LOD	LOQ	Qual	Result	RL	Qual	Result	RL	Qual	Result	RL	Qual	Result	RL	Qual
VOLATILE ORGANIC COMPOUNDS (µg/L)																																			
1,1,1-Trichloroethane	-	0 / 16	<	U	0.16	0.4	1				<	U	0.16	0.4	1				<	0.16	0.4	1	U				<	1	U	<	1	U			
1,1,2,2-Tetrachloroethane	-	0 / 16	<	U	0.21	0.8	1				<	U	0.21	0.8	1				<	0.2	0.8	1	U				<	1	U	<	1	U			
1,1,2-Trichloro-1,2,2-trifluoroethane (Freon® 113)	2.9 J	1 / 14	2.9	J	0.18	0.4	3				<	U	0.18	0.4	3				<	0.79	1.6	3	U				<	1	U	<	1	U			
1,1,2-Trichloroethane	-	0 / 16	<	U	0.27	0.8	1				<	U	0.27	0.8	1				<	0.32	0.8	1	U				<	1	U	<	1	U			
1,1-Dichloroethane	-	0 / 16	<	U	0.22	0.8	1				<	U	0.22	0.8	1				<	0.16	0.8	1	U				<	1	U	<	1	U			
1,1-Dichloroethene	-	0 / 16	<	U	0.23	0.8	1				<	U	0.23	0.8	1				<	0.14	0.8	1	U				<	0.5	U	<	0.5	U			
1,2,3-Trichlorobenzene	-	0 / 5	<	U	0.21	0.8	1				<	U	0.21	0.8	1				<	0.18	0.8	1	U				<	2	U	<	2	U			
1,2,4-Trichlorobenzene	-	0 / 14	<	U	0.21	0.8	1				<	U	0.21	0.8	1				<	0.32	0.8	1	U				<	1	U	<	1	U			
1,2-Dibromo-3-chloropropane	-	0 / 14	<	U	0.47	1.6	5				<	U	0.47	1.6	5				<	0.81	1.6	5	U				<	2	U	<	2	U			
1,2-Dibromoethane (EDB)	-	0 / 14	<	U	0.18	0.4	1				<	U	0.18	0.4	1				<	0.18	0.4	1	U				<	1	U	<	1	U			
1,2-Dichlorobenzene	-	0 / 14	<	U	0.15	0.4	1				<	U	0.15	0.4	1				<	0.13	0.4	1	U				<	1	U	<	1	U			
1,2-Dichloroethane	2	3 / 16	<	U	0.13	0.4	1	**Not Sampled**			<	U	0.13	0.4	1	**Not Sampled**			<	0.13	0.4	1	U	**Not Sampled**			<	0.5	U	<	0.5	U	**Not Sampled**		
1,2-Dichloropropane	-	0 / 16	<	U	0.18	0.4	1	**in 2020, 2021**			<	U	0.18	0.4	1	**in 2017, 2018**			<	0.13	0.4	1	U	**in 2014, 2015**			<	1	U	<	1	U	**in 2011**		
1,3-Dichlorobenzene	-	0 / 14	<	U	0.13	0.4	1				<	U	0.13	0.4	1				<	0.16	0.4	1	U				<	2	U	<	2	U			
1,4-Dichlorobenzene	-	0 / 14	<	U	0.16	0.4	1				<	U	0.16	0.4	1				<	0.16	0.4	1	U				<	3	U	<	3	U			
2-Butanone	-	0 / 16	<	U	2	4	6				<	U	2	4	6				<	1.8	4	6	U				<	4	U	<	4	U			
2-Hexanone	-	0 / 16	<	U	1.7	4	5				<	U	1.7	4	5				<	1.4	4	5	U				<	4	U	<	4	U			
4-Methyl-2-pentanone	-	0 / 16	<	U	0.98	3.2	5				<	U	0.98	3.2	5				<	1	3.2	5	U				<	4	U	<	4	U			
Acetone	3.8 J	2 / 15	3.8	J	1.9	6.4	10				<	U	1.9	6.4	10				2.4	1.9	6.4	10	J				<	10	U	<	10	UJ			
Benzene	0.81	1 / 16	<	U	0.16	0.4	1				<	U	0.16	0.4	1				<	0.16	0.4	1	U				<	0.5	U	0.81	0.5				
Bromochloromethane	-	0 / 5	<	U	0.1	0.2	1				<	U	0.1	0.2	1				<	0.1	0.2	1	U				<	1	U	<	1	U			
Bromodichloromethane	-	0 / 16	<	U	0.17	0.4	1				<	U	0.17	0.4	1				<	0.17	0.4	1	U				<	0.5	U	<	0.5	U			
Bromoform	-	0 / 16	<	U	0.46	0.9	1				<	U	0.46	1	1				<	0.19	0.4	1	U				<	1	U	<	1	U			
Bromomethane	-	0 / 16	<	U	0.21	0.8	2				<	U	0.21	0.8	2				<	0.21	0.8	2	U				<	1	U	<	1	U			
Carbon Disulfide	-	0 / 15	<	U	0.17	0.8	2				<	U	0.17	0.8	2				<	0.45	1.6	2	U				<	1	U	<	1	U			
Carbon Tetrachloride	-	0 / 16	<	U	0.19	0.4	2				<	U	0.19	0.4	2				<	0.19	0.4	2	U				<	0.5	U	<	0.5	U			
Chlorobenzene	-	0 / 16	<	U	0.17	0.4	1				<	U	0.17	0.4	1				<	0.17	0.4	1	U				<	0.5	U	<	0.5	U			
Chloroethane	-	0 / 16	<	U	0.41	1.6	2				<	U	0.41	1.6	2				<	0.41	1.6	2	U				<	2	U	<	1.4	U			
Chloroform	-	0 / 16	<	U	0.16	0.4	1				<	U	0.16	0.4	1				<	0.16	0.4	1	U				<	0.5	U	<	0.5	U			
Chloromethane	-	0 / 16	<	U	0.3	0.8	2				<	U	0.3	0.8	2				<	0.3	0.8	2	U				<	1	U	<	1	U			
cis-1,2-Dichloroethene	-	0 / 16	<	U	0.15	0.4	1				<	U	0.15	0.4	1				<	0.15	0.4	1	U				<	0.5	U	<	0.5	U			
cis-1,3-Dichloropropene	-	0 / 16	<	U	0.16	0.4	1				<	U	0.16	0.4	1				<	0.16	0.4	1	U				<	1	U	<	1	U			
Cyclohexane	-	0 / 14	<	U	0.28	0.8	2				<	U	0.28	0.8	2				<	0.28	0.8	2	U				<	1	U	<	1	U			
Dibromochloromethane	-	0 / 16	<	U	0.17	0.4	1				<	U	0.17	0.4	1				<	0.17	0.4	1	U				<	0.26	U	<	0.26	U			
Dichlorodifluoromethane (Freon® 12)	-	0 / 14	<	U	0.31	0.8	2				<	U	0.31	0.8	2				<	0.31	0.8	2	U				<	1.2	U	<	1.2	U			
Ethylbenzene	-	0 / 16	<	U	0.16	0.4	1				<	U	0.16	0.4	1				<	0.16	0.4	1	U				<	0.5	U	<	0.5	U			
Isopropylbenzene	-	0 / 14	<	U	0.19	0.4	1				<	U	0.19	0.4	1				<	0.19	0.4	1	U				<	0.5	U	<	0.5	U			
Methyl Acetate	-	0 / 14	<	U	1.6	4	5				<	U	1.6	4	5				<	1.6	4	5	U				<	1	U	<	1	U			
Methylcyclohexane	-	0 / 14	<	U	0.1	0.4	2				<	U	0.1	0.4	2				<	0.25	0.8	5	U				<	1	U	<	1	U			
Methyl tert-Butyl Ether (MTBE)	-	0 / 14	<	U	0.25	0.8	5				<	U	0.25	0.8	5				<	0.36	0.8	2	U				<	1	U	<	1	U			
Methylene Chloride	-	0 / 16	<	U	0.94	2	5				<	U	0.94	2	5				<	0.32	0.8	5	U				<	5	U	<	1	U			
Styrene	-	0 / 16	<	U	0.36	0.8	1				<	U	0.36	0.8	1				<	0.17	0.4	1	U				<	1	U	<	1	U			
Tetrachloroethene	-	0 / 16	<	U	0.2	0.4	1				<	U	0.2	0.4	1				<	0.2	0.4	1	U				<	0.5	U	<	0.5	U			
Toluene	-	0 / 16	<	U	0.17	0.4	1				<	U	0.17	0.4	1				<	0.17	0.4	1	U				<	1	U	<	1	U			
trans-1,2-Dichloroethene	-	0 / 16	<	U	0.15	0.4	1				<	U	0.15	0.4	1				<	0.15	0.4	1	U				<	0.66	U	<	0.66	U			
trans-1,3-Dichloropropene	-	0 / 16	<	U	0.19	0.4	1				<	U	0.19	0.4	1				<	0.19	0.4	1	U				<	1	U	<	1	U			
Trichloroethene	-	0 / 14	<	U	0.16	0.4	1				<	U	0.16	0.4	1				<	0.16	0.4	1	U				<	0.5	U	<	0.5	U			

TABLE E.4-6
CORNHUSKER ARMY AMMUNITION PLANT
WELL SHGW04-VOCs, TPHs, AND NATURAL ATTENUATION PARAMETERS

FIELD ID			SHGW04						SHGW04						SHGW04						SHGW04						SHGW04						SHGW04						SHGW04					
METHOD	Maximum	Detection	8260B						8260B						8260B						8260B						8260B						8260B						8260B					
COLLECT DATE	Detection	Frequency	5/18/2022						None						6/6/2019						None						8/15/2016						None						3/15/2013					
			Result	Qual	DL	LOD	LOQ	Result	RL	Qual	Result	Qual	DL	LOD	LOQ	Result	RL	Qual	Result	DL	LOD	LOQ	Qual	Result	RL	Qual	Result	RL	Qual	Result	RL	Qual	Result	RL	Qual	Result	RL	Qual	Result	RL	Qual	Result	RL	Qual
Trichlorofluoromethane	-	0 / 14	<	U	0.29	0.8	2				<	U	0.29	0.8	2				<	0.29	0.8	2	U				<	1	U	<	1	U												
Vinyl Chloride	-	0 / 16	<	U	0.1	0.2	1.5				<	U	0.1	0.2	1.5				<	0.1	0.2	1.5	U				<	1	U	<	1	U												
Xylenes (total)	0.62 J	1 / 14	0.62	J	0.19	0.8	1	**Not Sampled**			<	U	0.19	0.8	1	**Not Sampled**			<	0.19	0.8	2	U	**Not Sampled**				NA			NA			**Not Sampled**								
2-Chloroethyl Vinyl Ether	-	0 / 2			NA			**in 2020, 2021**					NA			**in 2017, 2018**					NA			**in 2014, 2015**				NA			NA			**in 2011**								
Bromoethane	-	0 / 2			NA								NA								NA							NA			NA											
m,p-Xylene	0.58	1 / 2			NA								NA								NA						<	0.46	U	0.58	0.46											
O-Xylene	-	0 / 2			NA								NA								NA						<	1	U	<	5	U											
Vinyl Acetate	-	0 / 2			NA								NA								NA							NA			NA											
NATURAL ATTENUATION PARAMETERS																																											
Methane RSK-175 (µg/L)			250		0.63	1.3	5				840		0.63	2	5				390	0.22	0.8	5					14	5		68	5												
Ethane RSK-175 (µg/L)			<	U	0.57	1.5	5	**Not Sampled**			<	U	0.57	1.5	5	**Not Sampled**			<	0.57	1.5	5	U	**Not Sampled**			<	1.2	U	<	1.2	U	**Not Sampled**								
Ethene RSK-175 (µg/L)			<	U	0.4	1.4	5	**in 2020, 2021**			<	U	0.4	1.4	5	**in 2017, 2018**			<	0.4	1.4	5	U	**in 2014, 2015**			<	1	U	<	1	U	**in 2011**								
Nitrate/Nitrite USEPA 353.2 (mg/L)			<	U	0.044	0.05	0.1				0.032	J	0.019	0.05	0.1				0.56	0.019	0.05	0.1					1.66	0.1		<	0.1	U												
Alkalinity SM 2320B (mg/L)			220		3.1	6.4	10				190		3.1	10	10				200	1.1	3.2	5					230	1.25		240	1.25												
Sulfate USEPA 300.1 (mg/L)			54		1	2.5	5				13		1	3	5				30	0.23	0.5	5					30.6	1		42.3	1												
TOTAL PETROLEUM HYDROCARBONS (Method M8015B) (mg/L)								**Not Sampled**								**Not Sampled**								**Not Sampled**										**Not Sampled**								
Diesel Range Organics			7.2		0.031	0.11	0.24	**in 2020, 2021**			0.73	J	0.032	0.12	0.24	**in 2017, 2018**			0.95	0.031	0.12	0.24		**in 2014, 2015**			0.41	0.15		2.3	0.15		**in 2011**								

Notes:
Analysis methods listed are accurate for most current
sampling event. Previous analysis methods may be different.
< = less than reporting limit
µg/L = micrograms per liter
ID = identification number
J = estimated
mg/L = milligrams per liter
NA = not analyzed
Qual = qualifier
RL = reporting limit
SM = Standard Method
RSK = Robert S. Kerr Environmental Research Laboratory
TPH = total petroleum hydrocarbons
U = nondetect
USEPA = United States Environmental Protection Agency
VOC = volatile organic compound

TABLE E.4-6
CORNHUSKER ARMY AMMUNITION PLANT
WELL SHGW04-VOCs, TPHs, AND NATURAL ATTENUATION PARAMETERS

FIELD ID			SHGW04			SHGW04			SHGW04			SHGW04			SHGW04			SHGW04			SHGW04			SHGW04			SHGW04			SHGW04			SHGW04		
METHOD	Maximum	Detection	8260B			8260B			8260B			8260B			8260B			8260B			8260B			8260B			8260B			8260B			8260B		
COLLECT DATE	Detection	Frequency	3/2/2010			3/9/2009			3/11/2008			3/19/2007			3/30/2006			3/24/2005			3/25/2004			3/26/2003			3/27/2002			4/3/2001			3/27/2000		
			Result	RL	Qual	Result	RL	Qual	Result	RL	Qual	Result	RL	Qual	Result	RL	Qual	Result	RL	Qual	Result	RL	Qual	Result	RL	Qual	Result	RL	Qual	Result	RL	Qual	Result	RL	Qual
VOLATILE ORGANIC COMPOUNDS (µg/L)																																			
1,1,1-Trichloroethane	-	0 / 16	<	1	U	<	1	U	<	1	U	<	1	U	<	1	U	<	3	U	<	1	U	<	1.0	U	<	1.0	U	<	5	U	<	1	U
1,1,2,2-Tetrachloroethane	-	0 / 16	<	1	U	<	1	U	<	1	U	<	1	U	<	1	U	<	3	U	<	1	U	<	1.0	U	<	1.0	U	<	5	U	<	1	U
1,1,2-Trichloro-1,2,2-trifluoroethane (Freon® 113)	2.9 J	1 / 14	<	3	U	<	1	U	<	1	U	<	1	U	<	1	U	<	3	U	<	1	U	<	1.0	U	<	1.0	U		NA			NA		
1,1,2-Trichloroethane	-	0 / 16	<	1	U	<	1	U	<	1	U	<	1	U	<	1	U	<	3	U	<	1	U	<	1.0	U	<	1.0	U	<	5	U	<	1	U
1,1-Dichloroethane	-	0 / 16	<	1	U	<	1	U	<	1	U	<	1	U	<	1	U	<	3	U	<	1	U	<	1.0	U	<	1.0	U	<	5	U	<	1	U
1,1-Dichloroethene	-	0 / 16	<	1	U	<	1	U	<	1	U	<	1	U	<	1	U	<	3	U	<	1	U	<	1.0	U	<	1.0	U	<	5	U	<	1	U
1,2,3-Trichlorobenzene	-	0 / 5		NA			NA			NA			NA			NA			NA			NA			NA			NA			NA			NA	
1,2,4-Trichlorobenzene	-	0 / 14	<	1	U	<	1	U	<	1	U	<	1	U	<	1	U	<	3	U	<	1	U	<	1.0	U	<	1.0	U		NA			NA		
1,2-Dibromo-3-chloropropane	-	0 / 14	<	5	U	<	1	U	<	1	U	<	1	U	<	1	U	<	3	U	<	1	U	<	1.0	U	<	1.0	U		NA			NA		
1,2-Dibromoethane (EDB)	-	0 / 14	<	1	U	<	1	U	<	1	U	<	1	U	<	1	U	<	3	U	<	1	U	<	1.0	U	<	1.0	U		NA			NA		
1,2-Dichlorobenzene	-	0 / 14	<	1	U	<	1	U	<	1	U	<	1	U	<	1	U	<	3	U	<	1	U	<	1.0	U	<	1.0	U		NA			NA		
1,2-Dichloroethane	2	3 / 16	<	1	U	<	1	U	<	1	U	<	1	U	<	1	U	1.3	3	J	2	1		1.3	1.0		<	1.0	U	<	5	U	<	1	U
1,2-Dichloropropane	-	0 / 16	<	1	U	<	1	U	<	1	U	<	1	U	<	1	U	<	3	U	<	1	U	<	1.0	U	<	1.0	U	<	5	U	<	1	U
1,3-Dichlorobenzene	-	0 / 14	<	1	U	<	1	U	<	1	U	<	1	U	<	1	U	<	3	U	<	1	U	<	1.0	U	<	1.0	U		NA			NA		
1,4-Dichlorobenzene	-	0 / 14	<	1	U	<	1	U	<	1	U	<	1	U	<	1	U	<	3	U	<	1	U	<	1.0	U	<	1.0	U		NA			NA		
2-Butanone	-	0 / 16	<	6	U	<	1	U	<	5	U	<	5	U	<	5	U	<	10	U	<	2	U	<	2.0	UJ	<	5.0	U	<	50	U	<	20	U
2-Hexanone	-	0 / 16	<	5	U	<	5	U	<	5	U	<	5	U	<	5	U	<	10	U	<	2	U	<	2.0	UJ	<	5.0	U	<	50	U	<	20	U
4-Methyl-2-pentanone	-	0 / 16	<	5	U	<	5	U	<	5	U	<	5	U	<	5	U	<	10	U	<	2	U	<	2.0	UJ	<	5.0	U	<	50	U	<	10	U
Acetone	3.8 J	2 / 15	<	10	U	<	5	UJ	<	5	U	<	5	U	<	5	U	<	10	U	<	2	U	<	2.0	UJ	<	5.0	UJ	<	50	U			R
Benzene	0.81	1 / 16	<	1	U	<	1	U	<	1	U	<	1	U	<	1	U	<	3	U	<	1	U	<	1.0	U	<	1.0	U	<	5	U	<	1	U
Bromochloromethane	-	0 / 5		NA			NA			NA			NA			NA			NA			NA			NA			NA			NA			NA	
Bromodichloromethane	-	0 / 16	<	1	U	<	1	U	<	1	U	<	1	U	<	1	U	<	3	U	<	1	U	<	1.0	U	<	1.0	U	<	5	U	<	1	U
Bromoform	-	0 / 16	<	1	U	<	1	U	<	1	U	<	1	U	<	1	U	<	3	U	<	1	U	<	1.0	U	<	1.0	U	<	5	U	<	1	U
Bromomethane	-	0 / 16	<	2	U	<	1	U	<	1	U	<	1	U	<	1	U	<	3	U	<	1	U	<	1.0	UJ	<	1.0	U	<	5	U	<	1	U
Carbon Disulfide	-	0 / 15	<	2	U	<	1	U	<	1	U	<	1	U	<	1	U	<	3	U	<	2	U	<	2.0	U	<	5.0	U		NA		<	1	U
Carbon Tetrachloride	-	0 / 16	<	2	U	<	1	U	<	1	U	<	1	U	<	1	U	<	3	U	<	1	U	<	1.0	U	<	1.0	U	<	5	U	<	1	U
Chlorobenzene	-	0 / 16	<	1	U	<	1	U	<	1	U	<	1	U	<	1	U	<	3	U	<	1	U	<	1.0	U	<	1.0	U	<	5	U	<	1	U
Chloroethane	-	0 / 16	<	2	U	<	1	U	<	1	U	<	1	U	<	1	U	<	3	U	<	1	U	<	1.0	U	<	1.0	U	<	5	U	<	1	U
Chloroform	-	0 / 16	<	1	U	<	1	U	<	1	U	<	1	U	<	1	U	<	3	U	<	1	U	<	1.0	U	<	1.0	U	<	5	U	<	1	U
Chloromethane	-	0 / 16	<	2	U	<	1	U	<	1	U	<	1	U	<	1	U	<	3	U	<	1	U	<	1.0	U	<	1.0	U	<	5	U	<	1	U
cis-1,2-Dichloroethene	-	0 / 16	<	1	U	<	1	U	<	1	U	<	1	U	<	1	U	<	3	U	<	1	U	<	1.0	U	<	1.0	U	<	5	U	<	1	U
cis-1,3-Dichloropropene	-	0 / 16	<	1	U	<	1	U	<	1	U	<	1	U	<	1	U	<	3	U	<	1	U	<	1.0	U	<	1.0	U	<	5	U	<	1	U
Cyclohexane	-	0 / 14	<	2	U	<	1	U	<	1	U	<	1	U	<	1	U	<	3	U	<	1	U	<	1.0	U	<	1.0	U		NA			NA		
Dibromochloromethane	-	0 / 16	<	1	U	<	1	U	<	1	U	<	1	U	<	1	U	<	3	U	<	1	U	<	1.0	U	<	1.0	U	<	5	U	<	1	U
Dichlorodifluoromethane (Freon® 12)	-	0 / 14	<	2	U	<	1	U	<	1	U	<	1	U	<	1	U	<	1	U	<	1	U	<	1.0	U	<	1.0	U		NA			NA		
Ethylbenzene	-	0 / 16	<	1	U	<	1	U	<	1	U	<	1	U	<	1	U	<	3	U	<	1	U	<	1.0	U	<	1.0	U	<	5	U	<	1	U
Isopropylbenzene	-	0 / 14	<	1	U	<	1	U	<	1	U	<	1	U	<	1	U	<	3	U	<	1	U	<	1.0	U	<	1.0	U		NA			NA		
Methyl Acetate	-	0 / 14	<	5	U	<	2	U	<	5	U	<	5	U	<	5	U	<	3	U	<	1	U	<	1.0	U	<	1.0	U		NA			NA		
Methylcyclohexane	-	0 / 14	<	2	U	<	5	U	<	5	U	<	5	U	<	5	U	<	3	U	<	1	U	<	1.0	U	<	1.0	U		NA			NA		
Methyl tert-Butyl Ether (MTBE)	-	0 / 14	<	5	U	<	5	U	<	1	U	<	1	U	<	1	U	<	3	U	<	1	U	<	1.0	U	<	1.0	U		NA			NA		
Methylene Chloride	-	0 / 16	<	5	U	<	1	U	<	1	U	<	1	U	<	1	U	<	3	U	<	1	U	<	1.0	U	<	1.0	U	<	10	U	<	1	U
Styrene	-	0 / 16	<	1	U	<	1	U	<	1	U	<	1	U	<	1	U	<	3	U	<	1	U	<	1.0	U	<	1.0	U	<	5	U	<	1	U
Tetrachloroethene	-	0 / 16	<	1	U	<	1	U	<	1	U	<	1	U	<	1	U	<	3	UJ	<	1	U	<	1.0	U	<	1.0	U	<	5	U	<	1	U
Toluene	-	0 / 16	<	1	U	<	1	U	<	1	U	<	1	U	<	1	U	<	3	U	<	1	U	<	1.0	U	<	1.0	U	<	5	U	<	1	U
trans-1,2-Dichloroethene	-	0 / 16	<	1	U	<	1	U	<	1	U	<	1	U	<	1	U	<	3	U	<	1	U	<	1.0	U	<	1.0	U	<	5	U	<	1	U
trans-1,3-Dichloropropene	-	0 / 16	<	1	U	<	1	U	<	1	U	<	1	U	<	1	U	<	3	U	<	1	U	<	1.0	U	<	1.0	U	<	5	U	<	1	U
Trichloroethene	-	0 / 14	<	1	U	<	1	U	<	1	U	<	1	U	<	1	U	<	3	U	<	1	U	<	1.0	U	<	1.0	U		NA			NA		

TABLE E.4-6
CORNHUSKER ARMY AMMUNITION PLANT
WELL SHGW04-VOCs, TPHs, AND NATURAL ATTENUATION PARAMETERS

FIELD ID			SHGW04			SHGW04			SHGW04			SHGW04			SHGW04			SHGW04			SHGW04			SHGW04			SHGW04			SHGW04			SHGW04		
METHOD	Maximum	Detection	8260B			8260B			8260B			8260B			8260B			8260B			8260B			8260B			8260B			8260B			8260B		
COLLECT DATE	Detection	Frequency	3/2/2010			3/9/2009			3/11/2008			3/19/2007			3/30/2006			3/24/2005			3/25/2004			3/26/2003			3/27/2002			4/3/2001			3/27/2000		
			Result	RL	Qual	Result	RL	Qual	Result	RL	Qual	Result	RL	Qual	Result	RL	Qual	Result	RL	Qual	Result	RL	Qual	Result	RL	Qual	Result	RL	Qual	Result	RL	Qual	Result	RL	Qual
Trichlorofluoromethane	-	0 / 14	<	2	U	<	1	U	<	1	U	<	1	U	<	1	U	<	3	U	<	1	U	<	1.0	U	<	1.0	U		NA			NA	
Vinyl Chloride	-	0 / 16	<	1.5	U	<	1	U	<	1	U	<	1	U	<	1	U	<	3	U	<	1	U	<	1.0	U	<	1.0	U	<	5	U	<	1	U
Xylenes (total)	0.62 J	1 / 14	<	1	U	<	1	U	<	2	U	<	2	U	<	2	U	<	3	U	<	1	U	<	1.0	U	<	1.0	U	<	5	U	<	1	U
2-Chloroethyl Vinyl Ether	-	0 / 2		NA		<	5	U		NA			NA			NA			NA			NA			NA			NA		<	5	U		NA	
Bromoethane	-	0 / 2		NA		<	1	U		NA			NA			NA			NA			NA			NA			NA			NA		<	1	U
m,p-Xylene	0.58	1 / 2		NA			NA			NA			NA			NA			NA			NA			NA			NA			NA			NA	
O-Xylene	-	0 / 2		NA			NA			NA			NA			NA			NA			NA			NA			NA			NA			NA	
Vinyl Acetate	-	0 / 2		NA		<	1	U		NA			NA			NA			NA			NA			NA			NA		<	5	U		NA	
NATURAL ATTENUATION PARAMETERS																																			
Methane RSK-175 (µg/L)			19	5		6.7	0.31		66	1.7		420	0.87		420	0.87		610	0.87	J	230	2			NA			NA			NA			NA	
Ethane RSK-175 (µg/L)			<	5	U	<	0.61	U	<	3.5	U	<	3.5	U	3.4	3.5	J	<	1.7	U	<	4	U		NA			NA			NA			NA	
Ethene RSK-175 (µg/L)			<	5	U	<	0.76	U	<	1.8	U	<	1.8	U	<	1.8	U	<	1.8	U	<	3	U		NA			NA			NA			NA	
Nitrate/Nitrite USEPA 353.2 (mg/L)			6	0.1		6.4	0.25		0.35	0.05		<	0.05	U	<	0.05	U	<	0.05	U	0.13	0.1		0.071	0.10	J	0.334	0.10		<	0.5	U	<	0.5	U
Alkalinity SM 2320B (mg/L)			140	5		140	20		180	2		290	8		250	8		290	8		290	5		290	5.0		200	5.0		290	5		225	5	
Sulfate USEPA 300.1 (mg/L)			70	25		390	20		14	10		13	10		14	1		14	1	0	10	2		16	5.0		18	5.0		21.9	5		28.4	5	
TOTAL PETROLEUM HYDROCARBONS (Method M8015B) (mg/L)																																			
Diesel Range Organics			0.86	0.24		0.15	0.08		0.37	0.13		0.6	0.13		0.65	0.13	J	1.0	0.12		0.8	0.12			NA			NA			NA			NA	

Notes:
Analysis methods listed are accurate for most current
sampling event. Previous analysis methods may be different.
< = less than reporting limit
µg/L = micrograms per liter
ID = identification number
J = estimated
mg/L = milligrams per liter
NA = not analyzed
Qual = qualifier
RL = reporting limit
SM = Standard Method
RSK = Robert S. Kerr Environmental Research Laboratory
TPH = total petroleum hydrocarbons
U = nondetect
USEPA = United States Environmental Protection Agency
VOC = volatile organic compound

TABLE E.4-7a
CORNHUSKER ARMY AMMUNITION PLANT
WELL WB10 (SHOP AREA WELL 003)-EXPLOSIVES

FIELD ID			WB10-Shop Area Well 003			WB10-Shop Area Well 003			WB10-Shop Area Well 003			WB10-Shop Area Well 003			WB10-Shop Area Well 003			WB10-Shop Area Well 003			WB12			WB11			WB10			WB9			WB8		
METHOD	Maximum	Detection	SW846 M8330			SW846 M8330			SW846 M8330			SW846 M8330			SW846 M8330			SW846 M8330			SW846 M8330			SW846 M8330			SW846 M8330			SW846 M8330			SW846 M8330		
COLLECT DATE	Detection	Frequency	None			None			None			None			1/24/2004			2/13/2003			2/20/2002			2/22/2001			2/22/2001			11/30/1999			2/16/1999		
			Result	RL	Qual	Result	RL	Qual	Result	RL	Qual	Result	RL	Qual	Result	RL	Qual	Result	RL	Qual	Result	RL	Qual	Result	RL	Qual	Result	RL	Qual	Result	RL	Qual	Result	RL	Qual
EXPLOSIVES (µg/L)																																			
1,3,5-Trinitrobenzene	-	0/14													<	0.31	U	<	0.8	U	<	0.29	U	<	0.8	U	<	0.8	U	<	0.8	U	<	0.8	U
1,3-Dinitrobenzene	-	0/14													<	0.21	U	<	0.8	U	<	0.29	U	<	0.8	U	<	0.8	U	<	0.8	U	<	0.8	U
2,4,6-Trinitrotoluene	-	0/14													<	0.26	U	<	0.8	U	<	0.29	U	<	0.8	U	<	0.8	U	<	0.8	U	<	0.8	U
2,4-Dinitrotoluene	-	0/14				**Not Collected in 2007**			**Not Collected in 2006**			**Not Collected in 2005**			<	0.21	U	<	0.8	U	<	0.29	U	<	0.8	U	<	0.8	U	<	0.8	U	<	0.8	U
2,6-Dinitrotoluene	-	0/14													<	0.81	U	<	0.8	U	<	0.57	U	<	0.8	U	<	0.8	U	<	0.8	U	<	0.8	U
2-Amino-4,6-dinitrotoluene	-	0/14	**Not Sampled in 2005 through 2022**												<	0.33	U	<	0.8	U	<	0.57	U	<	0.8	U	<	0.8	U	<	0.8	U	<	0.8	U
2-Nitrotoluene	-	0/14													<	0.64	U	<	0.8	U	<	0.57	U	<	0.8	U	<	0.8	U	<	0.8	U	<	0.8	U
3-Nitrotoluene	-	0/14													<	0.4	U	<	0.8	U	<	0.57	U	<	0.8	U	<	0.8	U	<	0.8	U	<	0.8	U
4-Amino-2,6-dinitrotoluene	-	0/14													<	0.55	U	<	0.8	U	<	0.57	U	<	0.8	U	<	0.8	U	<	0.8	U	<	0.8	U
4-Nitrotoluene	-	0/14													<	1.3	U	<	0.8	U	<	1.4	U	<	0.8	U	<	0.8	U	<	0.8	U	<	0.8	U
HMX	-	0/14													<	0.88	U	<	1	U	<	0.72	U	<	1	U	<	1	U	<	0.8	U	<	0.8	U
Nitrobenzene	-	0/14													<	0.36	U	<	0.8	U	<	0.29	U	<	0.8	U	<	0.8	U	<	0.8	U	<	0.8	U
RDX	-	0/14													<	0.52	U	<	0.8	U	<	0.29	U	<	0.8	U	<	0.8	U	<	0.8	U	<	0.8	U
Tetryl	-	0/14													<	0.86	U	<	0.8	U	<	0.57	U	<	0.8	U	<	0.8	U	<	0.8	U	<	0.8	U

Notes:
< = less than reporting limit
µg/L = micrograms per liter
HMX = octahydro-1,3,5,7-tetranitro-1,3,5,7-tetrazocine
ID = identification number
J = estimated
MNX = mono-nitroso-RDX
NA = not analyzed
NRL = no reporting limit
Qual = qualifier
RDX = hexahydro-1,3,5-trinitro-1,3,5-triazine
RL = reporting limit
U = nondetect

TABLE E.4-7a
CORNHUSKER ARMY AMMUNITION PLANT
WELL WB10 (SHOP AREA WELL 003)-EXPLOSIVES

FIELD ID			WB7			WB6			WB5			WB4			WB3			WB2			WB1		
METHOD	Maximum	Detection	SW846 M8330			UW51			UW51			UW51			UW51			UW51			UW51		
COLLECT DATE	Detection	Frequency	2/16/1999			3/19/1998			3/19/1998			9/9/1997			9/9/1997			11/18/1996			11/18/1996		
			Result	RL	Qual	Result	RL	Qual	Result	RL	Qual	Result	RL	Qual	Result	RL	Qual	Result	RL	Qual	Result	RL	Qual
EXPLOSIVES (µg/L)																							
1,3,5-Trinitrobenzene	-	0/14	<	0.8	U	<	1.00	U	<	1.00	U	<	0.13	U	<	0.13	U	<	0.13	U	<	0.13	U
1,3-Dinitrobenzene	-	0/14	<	0.8	U	<	0.500	U	<	0.500	U	<	0.99	U	<	0.99	U	<	0.99	U	<	0.99	U
2,4,6-Trinitrotoluene	-	0/14	<	0.8	U	<	0.500	U	<	0.500	U	<	0.29	U	<	0.29	U	<	0.29	U	<	0.29	U
2,4-Dinitrotoluene	-	0/14	<	0.8	U	<	0.500	U	<	0.500	U	<	0.23	U	<	0.23	U	<	0.23	U	<	0.23	U
2,6-Dinitrotoluene	-	0/14	<	0.8	U	<	0.500	U	<	0.500	U	<	0.2	U	<	0.2	U	<	0.2	U	<	0.2	U
2-Amino-4,6-dinitrotoluene	-	0/14	<	0.8	U	<	0.500	U	<	0.500	U	<	0.17	U	<	0.17	U	<	0.17	U	<	0.17	U
2-Nitrotoluene	-	0/14	<	0.8	U	<	1.00	U	<	1.00	U	<	0.32	U	<	0.32	U	<	0.32	U	<	0.32	U
3-Nitrotoluene	-	0/14	<	0.8	U	<	1.00	U	<	1.00	U	<	0.51	U	<	0.51	U	<	0.51	U	<	0.51	U
4-Amino-2,6-dinitrotoluene	-	0/14	<	0.8	U	<	1.00	U	<	1.00	U	<	0.31	U	<	0.31	U	<	0.31	U	<	0.31	U
4-Nitrotoluene	-	0/14	<	0.8	U	<	1.00	U	<	1.00	U	<	0.37	U	<	0.37	U	<	0.37	U	<	0.37	U
HMX	-	0/14	<	0.8	U	<	0.500	U	<	0.500	U	<	0.16	U	<	0.16	U	<	0.16	U	<	0.16	U
Nitrobenzene	-	0/14	<	0.8	U	<	0.500	U	<	0.500	U	<	0.23	U	<	0.23	U	<	0.23	U	<	0.23	U
RDX	-	0/14	<	0.8	U	<	1.00	U	<	1.00	U	<	0.56	U	<	0.56	U	<	0.56	U	<	0.56	U
Tetryl	-	0/14	<	0.8	U	<	0.500	U	<	0.500	U	<	0.25	U	<	0.25	U	<	0.25	U	<	0.25	U

Notes:
< = less than reporting limit
µg/L = micrograms per liter
HMX = octahydro-1,3,5,7-tetranitro-1,3,5,7-tetrazocine
ID = identification number
J = estimated
MNX = mono-nitroso-RDX
NA = not analyzed
NRL = no reporting limit
Qual = qualifier
RDX = hexahydro-1,3,5-trinitro-1,3,5-triazine
RL = reporting limit
U = nondetect

TABLE E.4-7b
CORNHUSKER ARMY AMMUNITION PLANT
WELL WB10 (SHOP AREA WELL 003)-VOCs

FIELD ID			WB10-Shop Area Well 003			WB10-Shop Area Well 003			WB10-Shop Area Well 003		
METHOD	Maximum	Detection	SW846 8260B			SW846 8260B			SW846 8260B		
COLLECT DATE	Detection	Frequency	None			1/24/2004			2/13/2003		
			Result	RL	Qual	Result	RL	Qual	Result	RL	Qual
VOLATILE ORGANIC COMPOUNDS (µg/L)											
1,1,1-Trichloroethane	-	0/2				<	1.0	U	<	1.0	U
1,1,2,2-Tetrachloroethane	-	0/2				<	1.0	U	<	1.0	U
1,1,2-Trichloroethane	-	0/2				<	1.0	U	<	1.0	U
1,1,2-Trichloro-1,2,2-trifluoroethane (Freon® 113)	-	0/2				<	1.0	U	<	1.0	U
1,1-Dichloroethane	-	0/2				<	1.0	U	<	1.0	U
1,1-Dichloroethene	-	0/2				<	1.0	U	<	1.0	U
1,2,4-Trichlorobenzene	-	0/2				<	1.0	U	<	1.0	U
1,2-Dibromo-3-chloropropane	-	0/2	**Not Sampled in 2005 through 2022**			<	1.0	U	<	1.0	U
1,2-Dibromoethane (EDB)	-	0/2				<	1.0	U	<	1.0	U
1,2-Dichlorobenzene	-	0/2				<	1.0	U	<	1.0	U
1,2-Dichloroethane	-	0/2				<	1.0	U	<	1.0	U
1,2-Dichloropropane	-	0/2				<	1.0	U	<	1.0	U
1,3-Dichlorobenzene	-	0/2				<	1.0	U	<	1.0	U
1,4-Dichlorobenzene	-	0/2				<	1.0	U	<	1.0	U
2-Butanone	-	0/2				<	2.0	U	<	2.0	U
2-Hexanone	-	0/2				<	2.0	U	<	2.0	U
4-Methyl-2-pentanone	-	0/2				<	2.0	U	<	2.0	U
Acetone	-	0/2				<	2.0	U	<	2.0	U
Benzene	-	0/2				<	1.0	U	<	1.0	U
Bromodichloromethane	-	0/2				<	1.0	U	<	1.0	U
Bromoform	-	0/2				<	1.0	U	<	1.0	U
Bromomethane	-	0/2				<	1.0	U	<	1.0	U
Carbon Disulfide	-	0/2				<	2.0	U	<	2.0	U
Carbon Tetrachloride	-	0/2				<	1.0	U	<	1.0	U
Chlorobenzene	-	0/2				<	1.0	U	<	1.0	U
Chloroethane	-	0/2				<	1.0	U	<	1.0	U
Chloroform	-	0/2				<	1.0	U	<	1.0	U
Chloromethane	-	0/2				<	1.0	U	<	1.0	U
cis-1,2-Dichloroethene	-	0/2				<	1.0	U	<	1.0	U
cis-1,3-Dichloropropene	-	0/2				<	1.0	U	<	1.0	U
Cyclohexane	-	0/2				<	1.0	U	<	1.0	U
Dibromochloromethane	-	0/2				<	1.0	U	<	1.0	U
Dichlorodifluoromethane (Freon® 12)	-	0/2				<	1.0	U	<	1.0	U
Ethylbenzene	-	0/2				<	1.0	U	<	1.0	U
Isopropylbenzene	-	0/2				<	1.0	U	<	1.0	U
Methyl Acetate	-	0/2				<	1.0	U	<	1.0	U
Methylcyclohexane	-	0/2				<	1.0	U	<	1.0	U
Methylene Chloride	-	0/2				<	1.0	U	<	1.0	U
Methyl tert-Butyl Ether (MTBE)	-	0/2				<	1.0	U	<	1.0	U
Styrene	-	0/2	**Not Sampled in 2005 through 2022**			<	1.0	U	<	1.0	U
Tetrachloroethene	-	0/2				<	1.0	U	<	1.0	U
Toluene	-	0/2				<	1.0	U	<	1.0	U
Xylenes (total)	-	0/2				<	1.0	U	<	1.0	U
trans-1,2-Dichloroethene	-	0/2				<	1.0	U	<	1.0	U
trans-1,3-Dichloropropene	-	0/2				<	1.0	U	<	1.0	U
Trichloroethene	-	0/2				<	1.0	U	<	1.0	U
Trichlorofluoromethane	-	0/2				<	1.0	U	<	1.0	U
Vinyl Chloride	-	0/2				<	1.0	U	<	1.0	U

Notes:
< = less than reporting limit
µg/L = micrograms per liter
ID = identification number
J = estimated
NA = not analyzed
NRL = no reporting limit
Qual = qualifier
RL = reporting limit
U = nondetect

E.5 OU1 and OU3 Historical Plume Figures

Historical Figures

OU1 Historic Figures

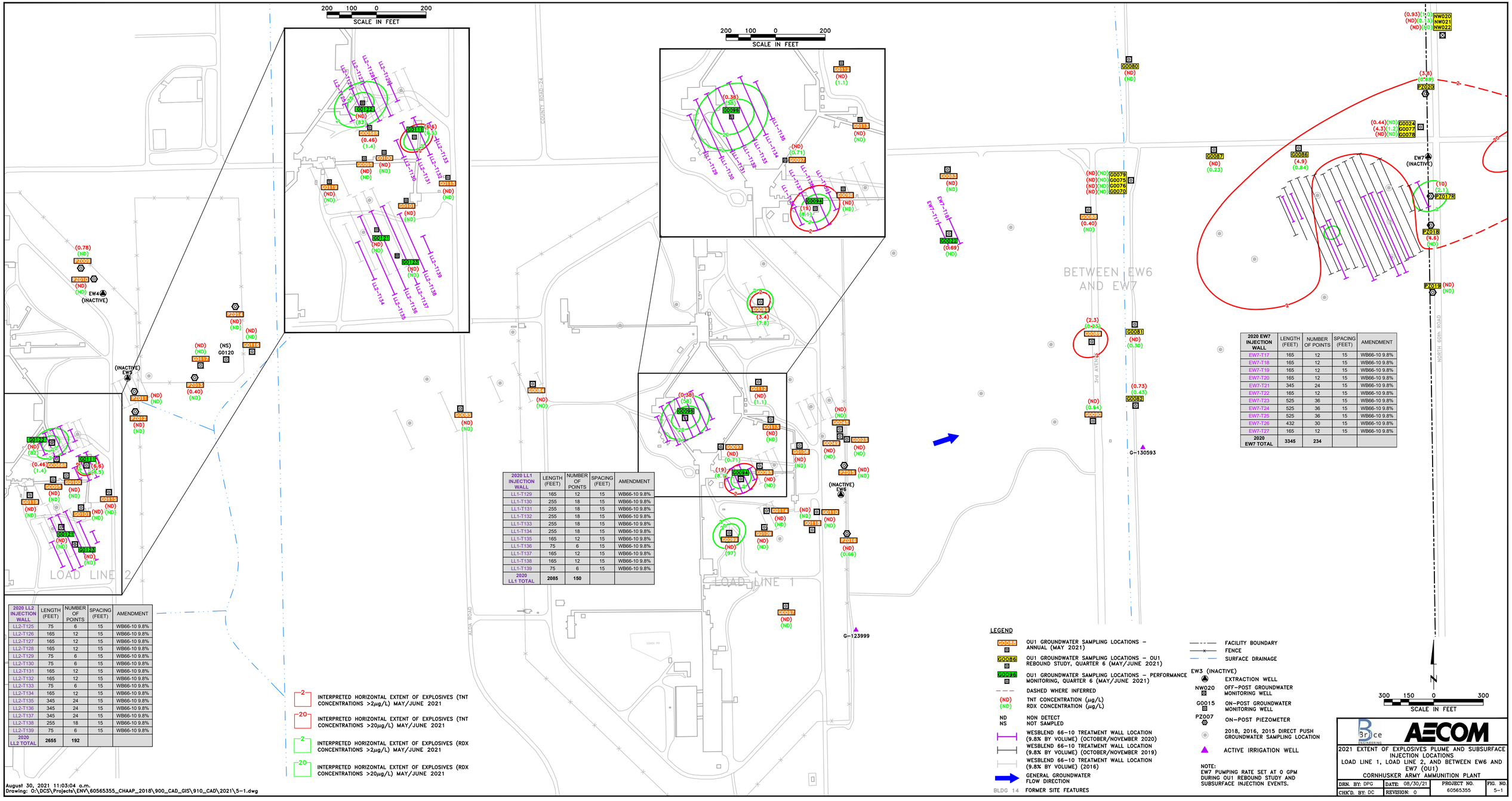

2020 LL2 INJECTION WALL	LENGTH (FEET)	NUMBER OF POINTS	SPACING (FEET)	AMENDMENT
LL2-T125	75	6	15	WB66-10 9.8%
LL2-T126	165	12	15	WB66-10 9.8%
LL2-T127	165	12	15	WB66-10 9.8%
LL2-T128	165	12	15	WB66-10 9.8%
LL2-T129	75	6	15	WB66-10 9.8%
LL2-T130	75	6	15	WB66-10 9.8%
LL2-T131	165	12	15	WB66-10 9.8%
LL2-T132	165	12	15	WB66-10 9.8%
LL2-T133	75	6	15	WB66-10 9.8%
LL2-T134	165	12	15	WB66-10 9.8%
LL2-T135	345	24	15	WB66-10 9.8%
LL2-T136	345	24	15	WB66-10 9.8%
LL2-T137	345	24	15	WB66-10 9.8%
LL2-T138	255	18	15	WB66-10 9.8%
LL2-T139	75	6	15	WB66-10 9.8%
2020 LL2 TOTAL	2655	192		

2020 LL1 INJECTION WALL	LENGTH (FEET)	NUMBER OF POINTS	SPACING (FEET)	AMENDMENT
LL1-T129	165	12	15	WB66-10 9.8%
LL1-T130	255	18	15	WB66-10 9.8%
LL1-T131	255	18	15	WB66-10 9.8%
LL1-T132	255	18	15	WB66-10 9.8%
LL1-T133	255	18	15	WB66-10 9.8%
LL1-T134	255	18	15	WB66-10 9.8%
LL1-T135	165	12	15	WB66-10 9.8%
LL1-T136	75	6	15	WB66-10 9.8%
LL1-T137	165	12	15	WB66-10 9.8%
LL1-T138	165	12	15	WB66-10 9.8%
LL1-T139	75	6	15	WB66-10 9.8%
2020 LL1 TOTAL	2085	150		

2020 EW7 INJECTION WALL	LENGTH (FEET)	NUMBER OF POINTS	SPACING (FEET)	AMENDMENT
EW7-T17	165	12	15	WB66-10 9.8%
EW7-T18	165	12	15	WB66-10 9.8%
EW7-T19	165	12	15	WB66-10 9.8%
EW7-T20	165	12	15	WB66-10 9.8%
EW7-T21	345	24	15	WB66-10 9.8%
EW7-T22	165	12	15	WB66-10 9.8%
EW7-T23	525	36	15	WB66-10 9.8%
EW7-T24	525	36	15	WB66-10 9.8%
EW7-T25	525	36	15	WB66-10 9.8%
EW7-T26	432	30	15	WB66-10 9.8%
EW7-T27	165	12	15	WB66-10 9.8%
2020 EW7 TOTAL	3345	234		

August 30, 2021 11:03:04 a.m.
Drawing: O:\DCS\Projects\ENV\60565355_CHAAP_2018\900_CAD_GIS\910_CAD\2021\5-1.dwg

2021 EXTENT OF EXPLOSIVES PLUME AND SUBSURFACE INJECTION LOCATIONS
LOAD LINE 1, LOAD LINE 2, AND BETWEEN EW6 AND EW7 (OU1)
CORNHUSKER ARMY AMMUNITION PLANT

DRN. BY: DPG	DATE: 08/30/21	PROJECT NO. 60565355	FIG. NO. 5-1
CHK'D. BY: DC	REVISION: 0		

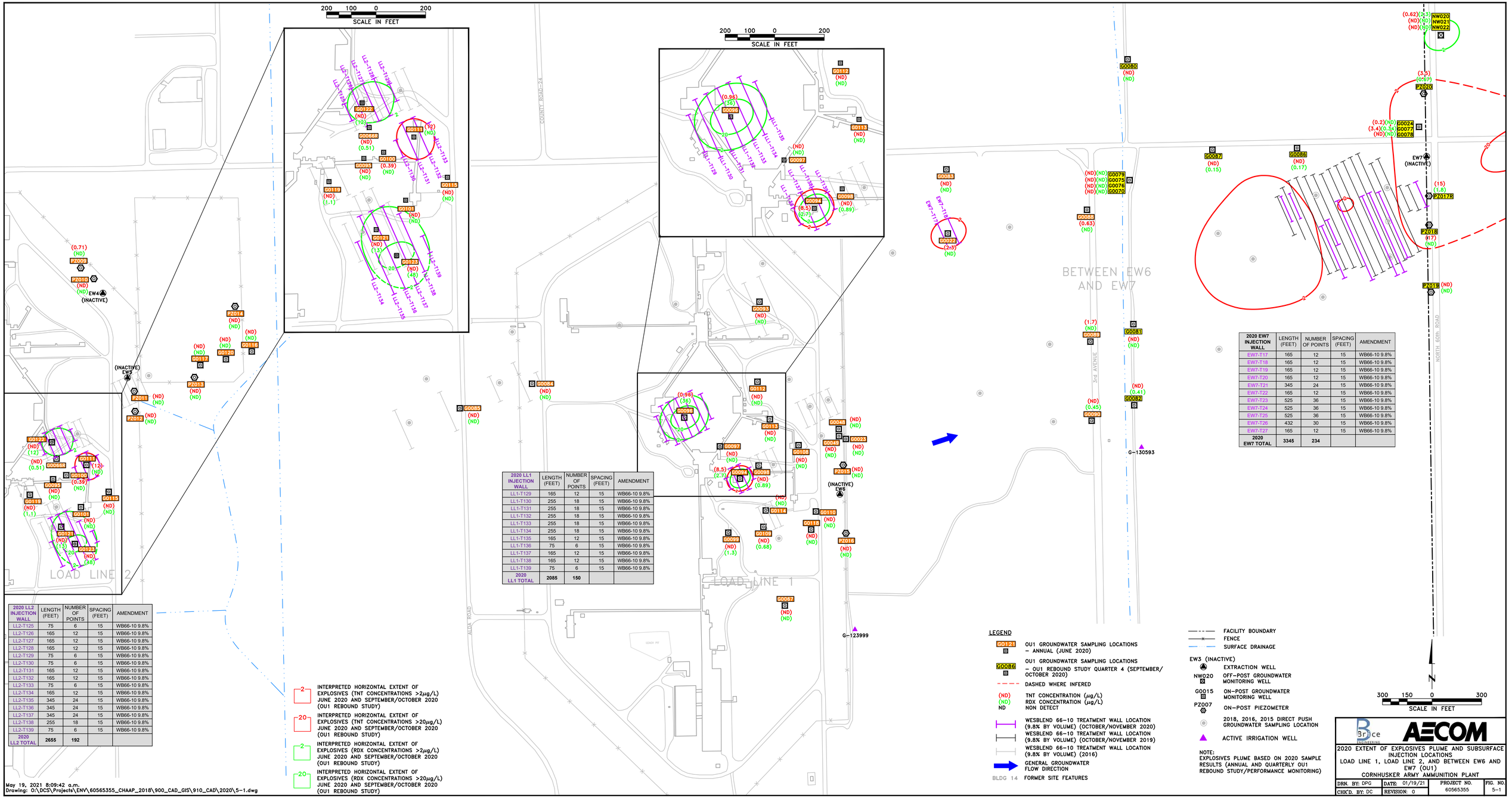

2020 LL2 INJECTION WALL	LENGTH (FEET)	NUMBER OF POINTS	SPACING (FEET)	AMENDMENT
LL2-T125	75	6	15	WB66-10 9.8%
LL2-T126	165	12	15	WB66-10 9.8%
LL2-T127	165	12	15	WB66-10 9.8%
LL2-T128	165	12	15	WB66-10 9.8%
LL2-T129	75	6	15	WB66-10 9.8%
LL2-T130	75	6	15	WB66-10 9.8%
LL2-T131	165	12	15	WB66-10 9.8%
LL2-T132	165	12	15	WB66-10 9.8%
LL2-T133	75	6	15	WB66-10 9.8%
LL2-T134	165	12	15	WB66-10 9.8%
LL2-T135	345	24	15	WB66-10 9.8%
LL2-T136	345	24	15	WB66-10 9.8%
LL2-T137	345	24	15	WB66-10 9.8%
LL2-T138	255	18	15	WB66-10 9.8%
LL2-T139	75	6	15	WB66-10 9.8%
2020 LL2 TOTAL	2655	192		

2020 LL1 INJECTION WALL	LENGTH (FEET)	NUMBER OF POINTS	SPACING (FEET)	AMENDMENT
LL1-T129	165	12	15	WB66-10 9.8%
LL1-T130	255	18	15	WB66-10 9.8%
LL1-T131	255	18	15	WB66-10 9.8%
LL1-T132	255	18	15	WB66-10 9.8%
LL1-T133	255	18	15	WB66-10 9.8%
LL1-T134	255	18	15	WB66-10 9.8%
LL1-T135	165	12	15	WB66-10 9.8%
LL1-T136	75	6	15	WB66-10 9.8%
LL1-T137	165	12	15	WB66-10 9.8%
LL1-T138	165	12	15	WB66-10 9.8%
LL1-T139	75	6	15	WB66-10 9.8%
2020 LL1 TOTAL	2085	150		

2020 EW7 INJECTION WALL	LENGTH (FEET)	NUMBER OF POINTS	SPACING (FEET)	AMENDMENT
EW7-T17	165	12	15	WB66-10 9.8%
EW7-T18	165	12	15	WB66-10 9.8%
EW7-T19	165	12	15	WB66-10 9.8%
EW7-T20	165	12	15	WB66-10 9.8%
EW7-T21	345	24	15	WB66-10 9.8%
EW7-T22	165	12	15	WB66-10 9.8%
EW7-T23	525	36	15	WB66-10 9.8%
EW7-T24	525	36	15	WB66-10 9.8%
EW7-T25	525	36	15	WB66-10 9.8%
EW7-T26	432	30	15	WB66-10 9.8%
EW7-T27	165	12	15	WB66-10 9.8%
2020 EW7 TOTAL	3345	234		

Brice Engineering | AECOM

2020 EXTENT OF EXPLOSIVES PLUME AND SUBSURFACE INJECTION LOCATIONS
LOAD LINE 1, LOAD LINE 2, AND BETWEEN EW6 AND EW7 (OU1)
CORNHUSKER ARMY AMMUNITION PLANT

DRN. BY: DPG	DATE: 01/19/21	PROJECT NO. 60565355	FIG. NO. 5-1
CHK'D. BY: DC	REVISION: 0		

May 19, 2021 8:09:42 a.m.
Drawing: O:\DCS\Projects\ENV\60565355_CHAAP_2018\900_CAD_GIS\910_CAD\2020\5-1.dwg

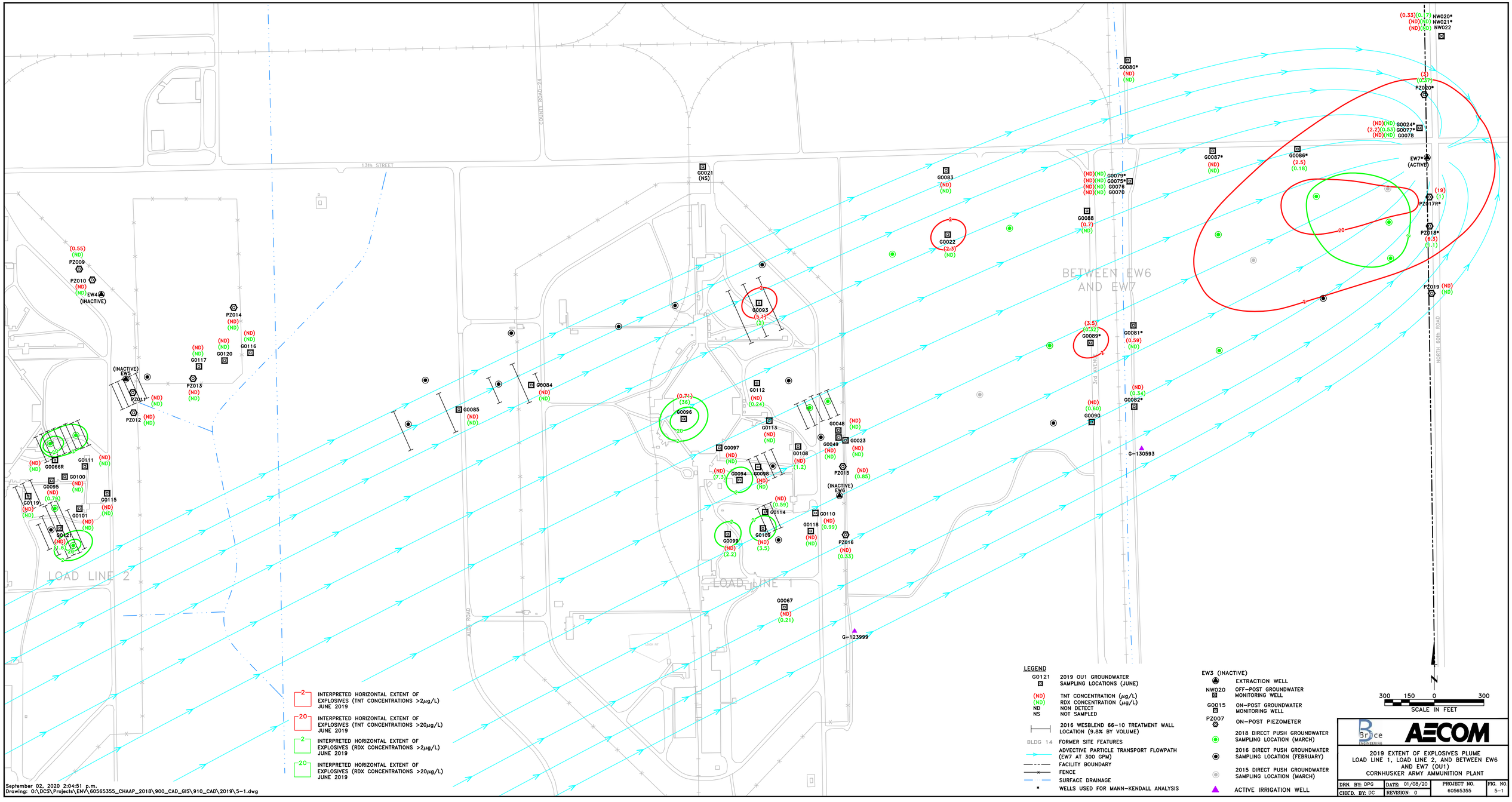

September 02, 2020 2:04:51 p.m.
Drawing: O:\DCS\Projects\ENV\60565355_CHAAP_2018\900_CAD_GIS\910_CAD\2019\5-1.dwg

Bruce Engineering AECOM

2019 EXTENT OF EXPLOSIVES PLUME
LOAD LINE 1, LOAD LINE 2, AND BETWEEN EW6 AND EW7 (OU1)
CORNHUSKER ARMY AMMUNITION PLANT

DRN. BY: DPG	DATE: 01/08/20	PROJECT NO. 60565355	FIG. NO. 5-1
CHK'D. BY: DC	REVISION: 0		

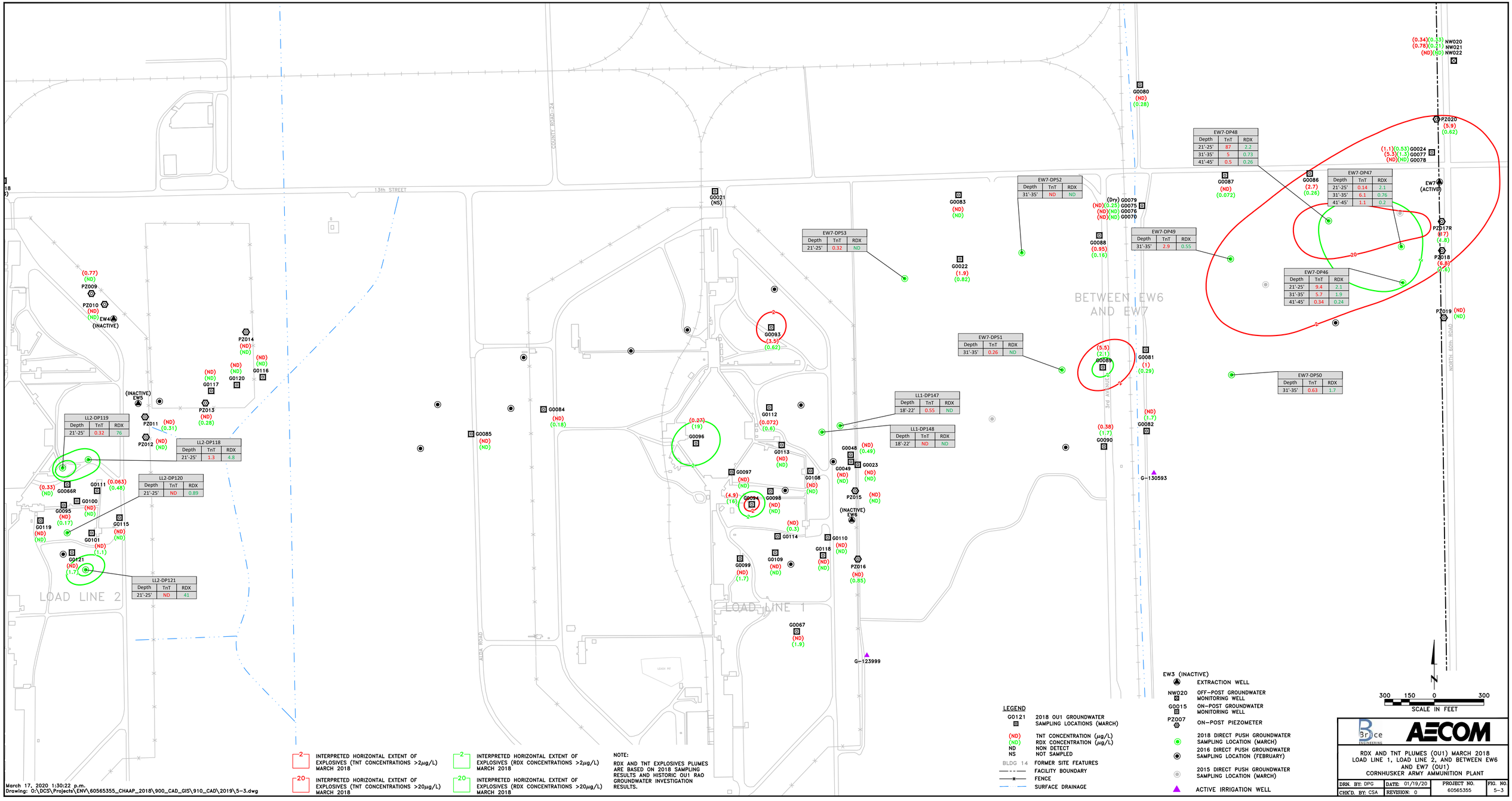
13th STREET
COUNTY ROAD 24
AIDA ROAD
NORTH 80th ROAD
LOAD LINE 1
LOAD LINE 2
BETWEEN EW6 AND EW7
LEACH PIT
EW4 (INACTIVE)
EW5 (INACTIVE)
EW6 (INACTIVE)
EW7 (ACTIVE)
PZ009
PZ010
PZ011
PZ012
PZ013
PZ014
PZ015
PZ016
PZ017R
PZ018
PZ019
PZ020
G0021 (NS)
G0022 (1.9) (0.82)
G0023 (ND) (ND)
G0024 (1.1) (0.53)
G0048 (ND) (0.49)
G0049 (ND) (ND)
G0066R (0.33) (ND)
G0067 (ND) (1.9)
G0077 (5.3) (1.3)
G0078 (ND) (ND)
G0079 (Dry) (ND) (0.23)
G0080 (ND) (0.28)
G0081 (1) (0.29)
G0082 (ND) (1.7)
G0083 (ND) (ND)
G0084 (ND) (0.18)
G0085 (ND) (ND)
G0086 (2.7) (0.26)
G0087 (ND) (0.072)
G0088 (0.95) (0.16)
G0089 (5.5) (2.1)
G0090 (0.38) (1.7)
G0093 (3.3) (0.82)
G0094 (4.9) (16)
G0095 (ND) (0.17)
G0096 (0.27) (19)
G0097 (ND) (ND)
G0098 (ND) (ND)
G0099 (ND) (1.7)
G0100 (ND) (ND)
G0101 (ND) (1.1)
G0108 (ND) (ND)
G0109 (ND) (ND)
G0110 (ND) (ND)
G0111 (0.063) (0.48)
G0112 (0.072) (0.6)
G0113 (ND) (ND)
G0114 (ND) (0.3)
G0115 (ND) (ND)
G0116 (ND) (ND)
G0117 (ND) (ND)
G0118 (ND) (ND)
G0119 (ND) (ND)
G0120 (ND) (ND)
G0121 (ND) (1.7)
NW020 (0.34) (0.53)
NW021 (0.78) (0.21)
NW022 (ND) (ND)
G-123999
G-130593
(0.77) (ND)
(ND) (ND)
(ND) (ND)
(ND) (ND)
(ND) (0.31)
(ND) (ND)
(ND) (0.28)
(ND) (ND)
(ND) (ND)
(ND) (ND

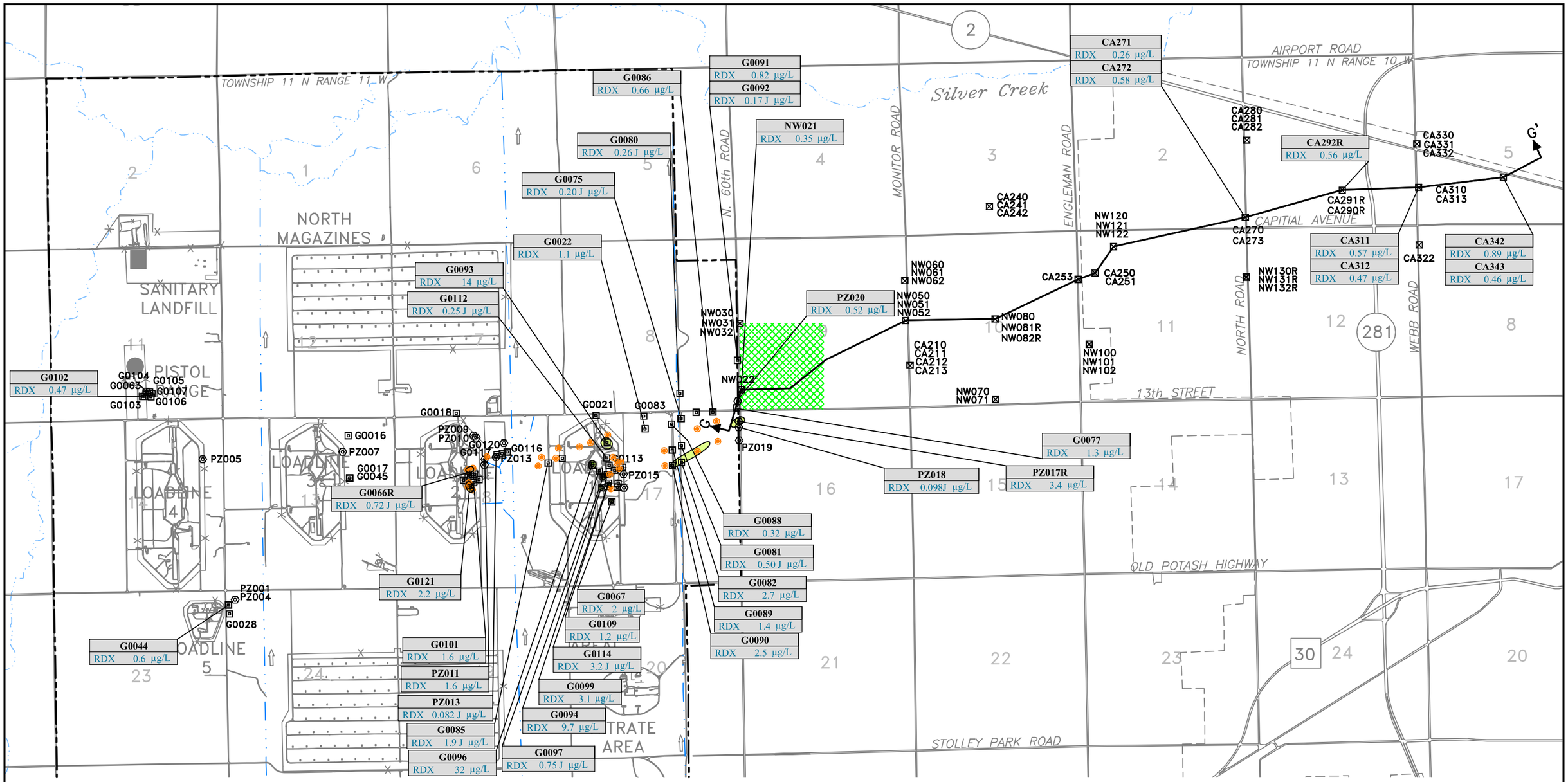

LEGEND:

- FACILITY BOUNDARY
- GRAND ISLAND CITY LIMITS
- DRAINAGE DITCH FLOW DIRECTION
- SURFACE DRAINAGE
- 1 — SECTION NUMBER
- ON-POST GROUNDWATER MONITORING WELL
- NW082 OR CA211 — OFF-POST GROUNDWATER MONITORING WELL
- ON-POST PIEZOMETER
- DIRECT PUSH GROUNDWATER SAMPLE LOCATION (FEBRUARY 2016)
- D D' — GEOLOGIC CROSS SECTION
- 2 — HORIZONTAL EXTENT OF RDX (CONCENTRATIONS >2µg/L)–AUGUST 2016
- 20 — HORIZONTAL EXTENT OF RDX (CONCENTRATIONS >20µg/L)–AUGUST 2016
- FEEDLOT AREA
- PZ015 — DETECTED RDX CONCENTRATIONS – FEBRUARY/AUGUST 2016

J = ESTIMATED QUALIFIER
LTM = LONG-TERM MONITORING
OU = OPERABLE UNIT
RAO = REMEDIAL ACTION OPERATION
RDX = HEXAHYDRO-1,3,5-TRINITRO-1,3,5-TRIAZINE
µg/L = MICROGRAMS PER LITER

NOTE:
1. RDX PLUME BASED ON 2016 SAMPLING RESULTS AND HISTORIC OU1 RAO GROUNDWATER INVESTIGATION RESULTS.
2. ALL MONITORING WELLS SHOWN WERE SAMPLED AND ANALYZED FOR RDX. DETECTED RDX CONCENTRATIONS ARE SHOWN. ALL OTHER WELLS WERE "NON-DETECT" FOR RDX OR THE WELL WAS NOT SAMPLED.

N

0 3000 6000
SCALE FEET

Bruce ENGINEERING AECOM

RDX PLUME
(OU1) AUGUST 2016
CORNHUSKER ARMY AMMUNITION PLANT

DRN. BY: DPG	DATE: 01/24/19	PROJECT NO. 60565355	FIG. NO. 5-4
CHK'D. BY: DC	DATE: 01/24/19		

December 23, 2019 1:15:31 p.m.
Drawing: O:\DCS\Projects\ENV\60565355_CHAAP_2018\900_CAD_GIS\910_CAD\2019\5-4.dwg

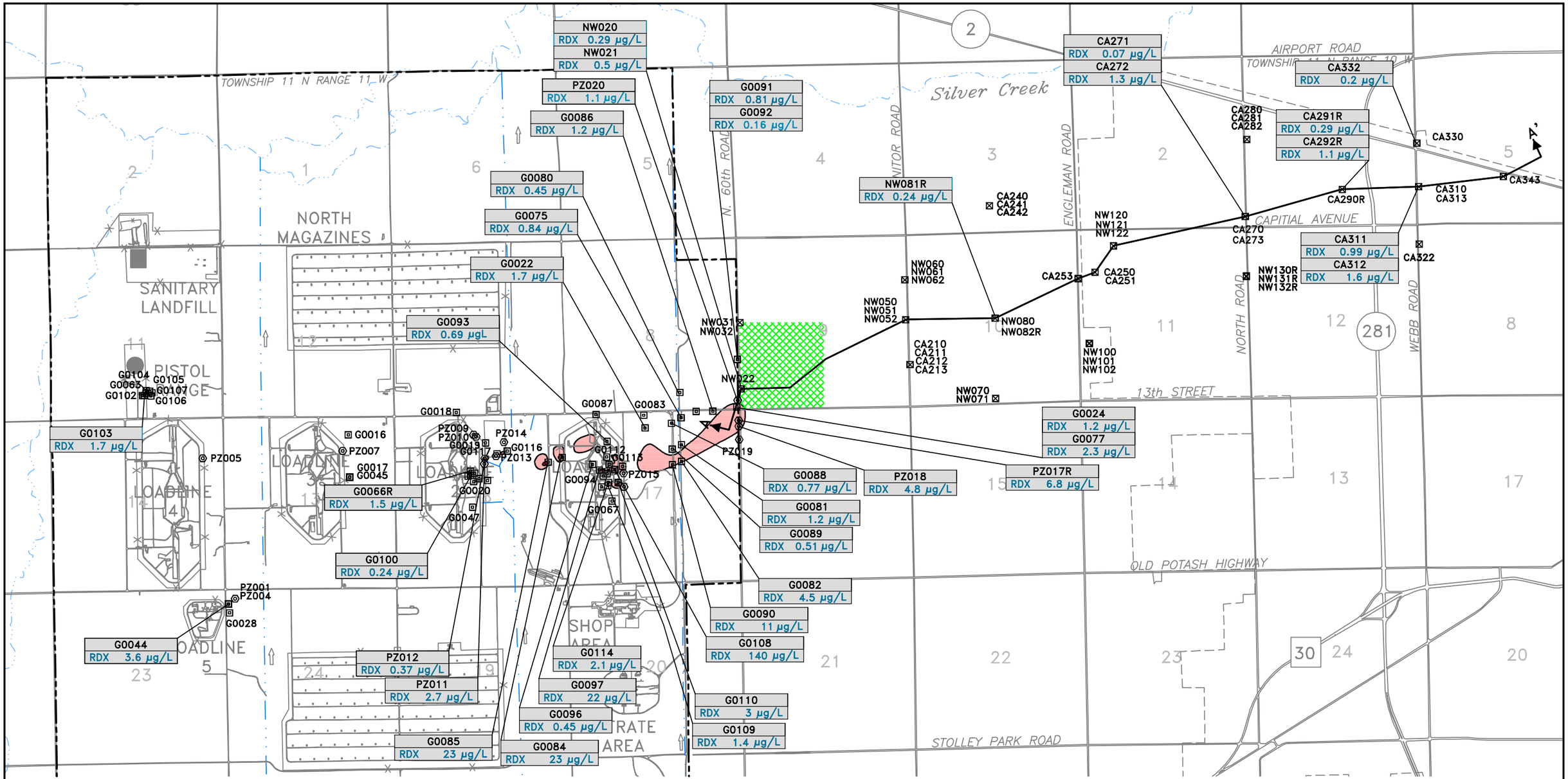

LEGEND:

- FACILITY BOUNDARY
- GRAND ISLAND CITY LIMITS
- DRAINAGE DITCH FLOW DIRECTION
- SURFACE DRAINAGE
- 1 — SECTION NUMBER
- ON-POST GROUNDWATER MONITORING WELL
- NW082 OR CA211 — OFF-POST GROUNDWATER MONITORING WELL
- ON-POST PIEZOMETER
- A A' — GEOLOGIC CROSS SECTION
- 2 — HORIZONTAL EXTENT OF RDX (CONCENTRATIONS >2µg/L)–AUGUST 2014
- 20 — HORIZONTAL EXTENT OF RDX (CONCENTRATIONS >20µg/L) – AUGUST 2014
- FEEDLOT AREA
- PZ015 — DETECTED RDX CONCENTRATIONS – AUGUST 2014

J = ESTIMATED QUALIFIER
LTM = LONG-TERM MONITORING
OU = OPERABLE UNIT
RAO = REMEDIAL ACTION OPERATION
RDX = HEXAHYDRO-1,3,5-TRINITRO-1,3,5-TRIAZINE
µg/L = MICROGRAMS PER LITER

NOTE:
1. RDX PLUME BASED ON 2014 SAMPLING RESULTS AND HISTORIC OU1 RAO GROUNDWATER INVESTIGATION RESULTS.
2. ALL MONITORING WELLS SHOWN WERE SAMPLED AND ANALYZED FOR RDX. DETECTED RDX CONCENTRATIONS ARE SHOWN. ALL OTHER WELLS WERE "NON-DETECT" FOR RDX OR THE WELL WAS NOT SAMPLED.

N

0 3000 6000
SCALE FEET

Bruce ENGINEERING AECOM

RDX PLUME
(OU1) AUGUST 2014
CORNHUSKER ARMY AMMUNITION PLANT

DRN. BY: DPG	DATE: 01/24/19	PROJECT NO. 60565355	FIG. NO. 5-5
CHK'D. BY: DC	DATE: 01/24/19		

December 23, 2019 1:16:26 p.m.
Drawing: O:\DCS\Projects\ENV\60565355_CHAAP_2018\900_CAD_GIS\910_CAD\2019\5-5.dwg

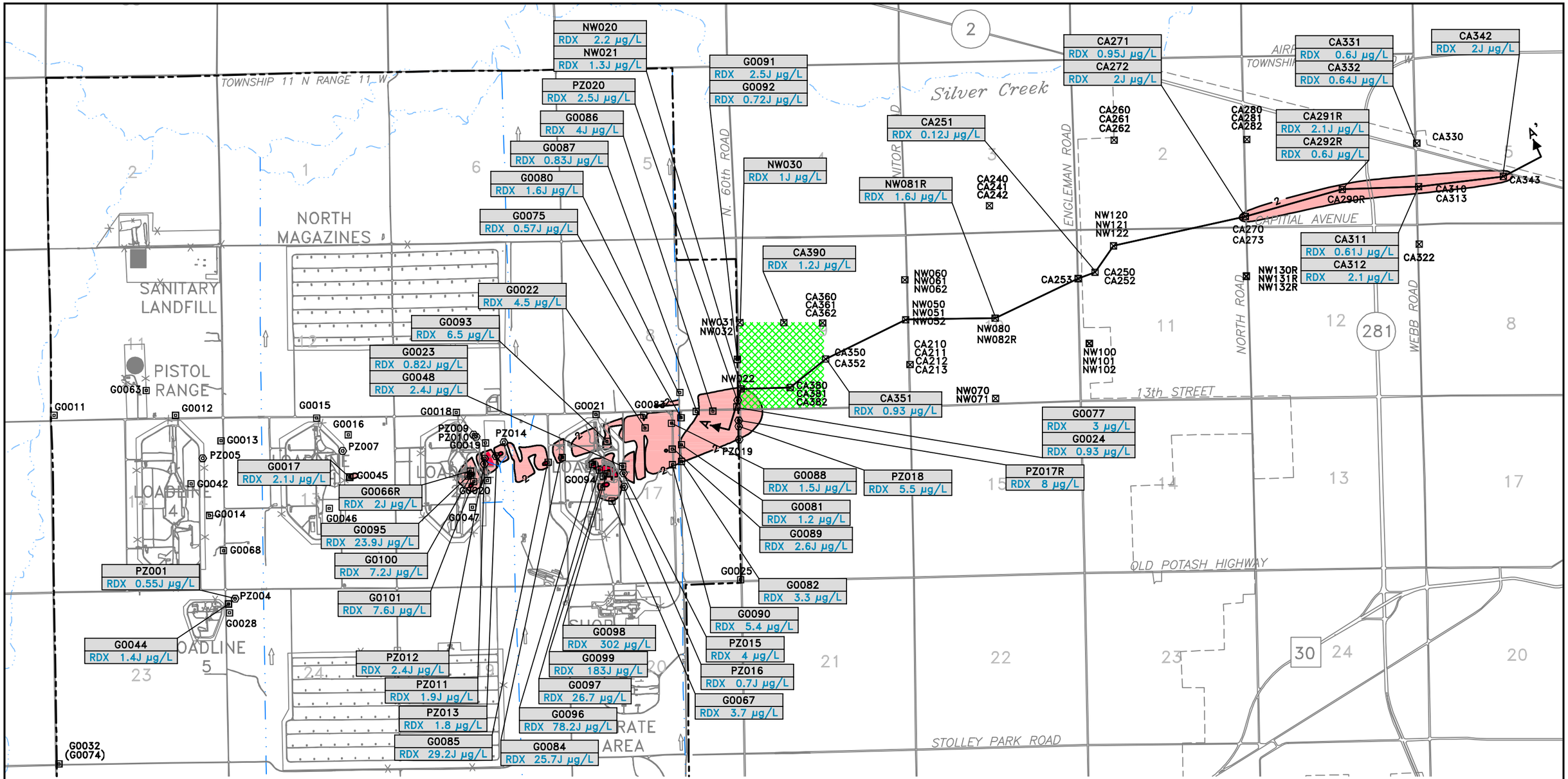

LEGEND:

- FACILITY BOUNDARY
- GRAND ISLAND CITY LIMITS
- DRAINAGE DITCH FLOW DIRECTION
- SURFACE DRAINAGE
- 1 SECTION NUMBER
- ON-POST GROUNDWATER MONITORING WELL
- NW082 OR CA211 OFF-POST GROUNDWATER MONITORING WELL
- ON-POST PIEZOMETER
- A A' GEOLOGIC CROSS SECTION
- 2 HORIZONTAL EXTENT OF RDX (CONCENTRATIONS >2µg/L)-MARCH 2012
- 20 HORIZONTAL EXTENT OF RDX (CONCENTRATIONS >20µg/L) - MARCH 2012
- 200 HORIZONTAL EXTENT OF RDX (CONCENTRATIONS >200µg/L) - MARCH 2012
- FEEDLOT AREA
- PZ015 DETECTED RDX CONCENTRATIONS - MARCH 2012

J = ESTIMATED QUALIFIER
LTM = LONG-TERM MONITORING
OU = OPERABLE UNIT
RAO = REMEDIAL ACTION OPERATION
RDX = HEXAHYDRO-1,3,5-TRINITRO-1,3,5-TRIAZINE
µg/L = MICROGRAMS PER LITER

NOTE:
1. RDX PLUME BASED ON 2012 LTM RESULTS AND 2012 OU1 RAO GROUNDWATER INVESTIGATION RESULTS.
2. GOO33 IS NOT ANNOTATED ON THIS FIGURE. NO EXPLOSIVES WERE DETECTED.
3. ALL MONITORING WELLS SHOWN WERE SAMPLED AND ANALYZED FOR RDX. DETECTED RDX CONCENTRATIONS ARE SHOWN. ALL OTHER WELLS WERE "NON-DETECT" FOR RDX OR THE WELL WAS DRY.

N

0 3000 6000
SCALE FEET

Bruce ENGINEERING AECOM

RDX PLUME
(OU1) MARCH 2012
CORNHUSKER ARMY AMMUNITION PLANT

DRN. BY: DPG	DATE: 01/24/19	PROJECT NO. 60565355	FIG. NO. 5-6
CHK'D. BY: DC	DATE: 01/24/19		

December 23, 2019 1:17:20 p.m.
Drawing: O:\DCS\Projects\ENV\60565355_CHAAP_2018\900_CAD_GIS\910_CAD\2019\5-6.dwg

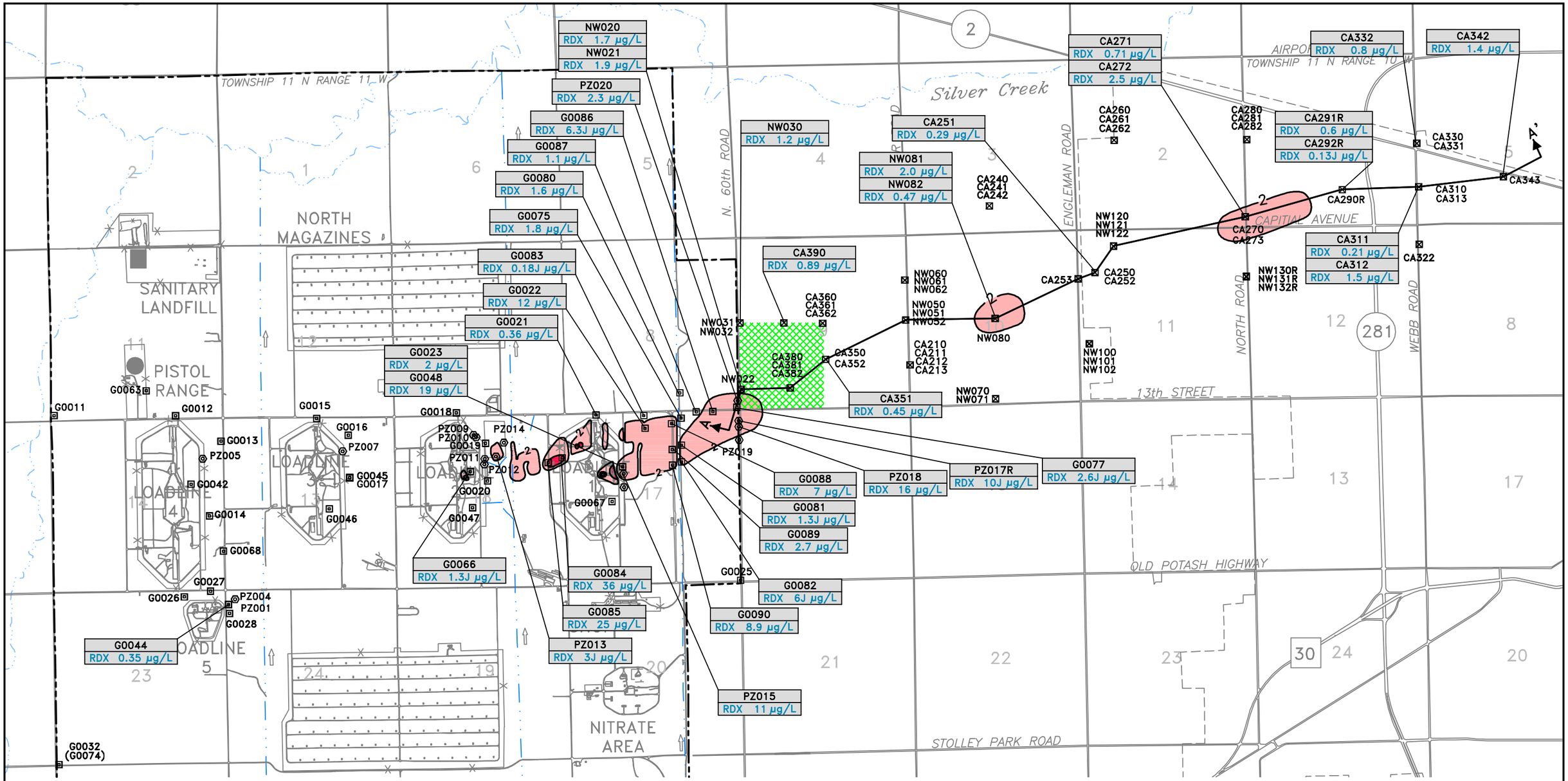

LEGEND:

- FACILITY BOUNDARY
- GRAND ISLAND CITY LIMITS
- DRAINAGE DITCH FLOW DIRECTION
- SURFACE DRAINAGE
- 1 — SECTION NUMBER
- ON-POST GROUNDWATER MONITORING WELL
- NW082 OR CA211 — OFF-POST GROUNDWATER MONITORING WELL
- ON-POST PIEZOMETER
- A A' — GEOLOGIC CROSS SECTION
- 2 — HORIZONTAL EXTENT OF RDX (CONCENTRATIONS >2µg/L)–MARCH 2010
- 20 — HORIZONTAL EXTENT OF RDX (CONCENTRATIONS >20µg/L) – MARCH 2010
- 200 — HORIZONTAL EXTENT OF RDX (CONCENTRATIONS >200µg/L) – MARCH 2010
- FEEDLOT AREA
- PZ015 — DETECTED RDX CONCENTRATIONS – MARCH 2010

J = ESTIMATED QUALIFIER
LTM = LONG-TERM MONITORING
OU = OPERABLE UNIT
RAO = REMEDIAL ACTION OPERATION
RDX = HEXAHYDRO-1,3,5-TRINITRO-1,3,5-TRIAZINE
µg/L = MICROGRAMS PER LITER

NOTE:
1. RDX PLUME BASED ON 2010 LTM RESULTS AND 2010 OU1 RAO GROUNDWATER INVESTIGATION RESULTS.
2. G0033 IS NOT ANNOTATED ON THIS FIGURE. NO EXPLOSIVES WERE DETECTED.
3. ALL MONITORING WELLS SHOWN WERE SAMPLED AND ANALYZED FOR RDX. DETECTED RDX CONCENTRATIONS ARE SHOWN. ALL OTHER WELLS WERE "NON-DETECT" FOR RDX OR THE WELL WAS DRY.

N

0 3000 6000

SCALE FEET

Bruce ENGINEERING AECOM

RDX PLUME (OU1) MARCH 2010 CORNHUSKER ARMY AMMUNITION PLANT

DRN. BY: DPG	DATE: 01/24/19	PROJECT NO. 60565355	FIG. NO. 5-7
CHK'D. BY: DC	DATE: 01/24/19		

December 23, 2019 1:18:14 p.m.
Drawing: O:\DCS\Projects\ENV\60565355_CHAAP_2018\900_CAD_GIS\910_CAD\2019\5-7.dwg

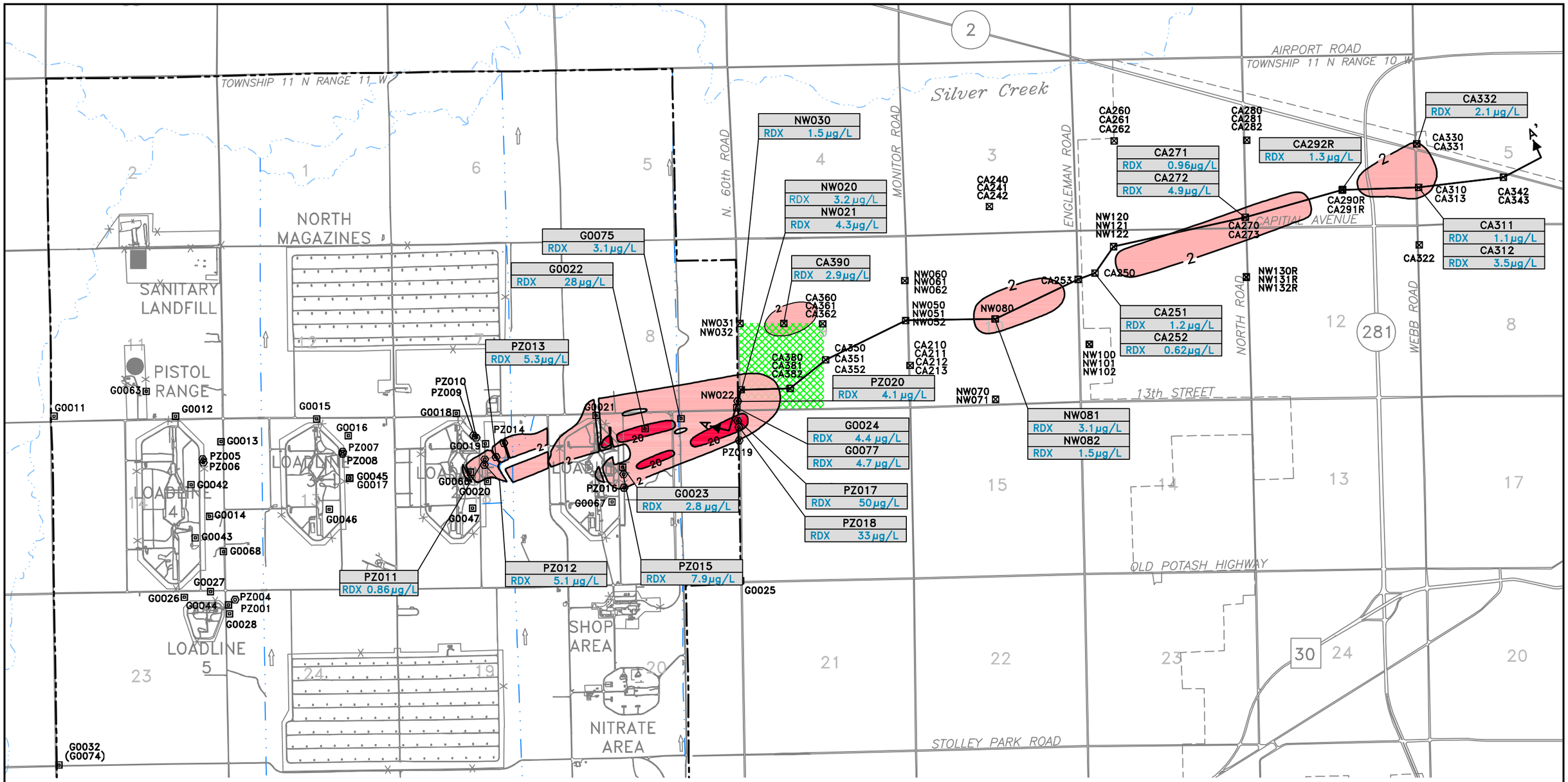

LEGEND:

- FACILITY BOUNDARY
- GRAND ISLAND CITY LIMITS
- DRAINAGE DITCH FLOW DIRECTION
- SURFACE DRAINAGE
- 1 — SECTION NUMBER
- ON-POST GROUNDWATER MONITORING WELL
- NW082 OR CA211 — OFF-POST GROUNDWATER MONITORING WELL
- ON-POST PIEZOMETER
- A A' — GEOLOGIC CROSS SECTION
- 2 — HORIZONTAL EXTENT OF RDX (CONCENTRATIONS >2µg/L)–MARCH 2008
- 20 — HORIZONTAL EXTENT OF RDX (CONCENTRATIONS >20µg/L) – MARCH 2008
- FEEDLOT AREA
- PZ015 — DETECTED RDX CONCENTRATIONS – MARCH 2008

J = ESTIMATED QUALIFIER
LTM = LONG-TERM MONITORING
OU = OPERABLE UNIT
RAO = REMEDIAL ACTION OPERATION
RDX = HEXAHYDRO-1,3,5-TRINITRO-1,3,5-TRIAZINE
µg/L = MICROGRAMS PER LITER

NOTE:
1. RDX PLUME BASED ON 2008 LTM RESULTS AND 2008 OU1 RAO GROUNDWATER INVESTIGATION RESULTS.
2. GOO33 IS NOT ANNOTATED ON THIS FIGURE. NO EXPLOSIVES WERE DETECTED.
3. ALL MONITORING WELLS SHOWN WERE SAMPLED AND ANALYZED FOR RDX. DETECTED RDX CONCENTRATIONS ARE SHOWN. ALL OTHER WELLS WERE "NON-DETECT" FOR RDX OR THE WELL WAS DRY.

N

0 3000 6000

SCALE FEET

Bruce ENGINEERING AECOM

RDX PLUME
(OU1) MARCH 2008
CORNHUSKER ARMY AMMUNITION PLANT

DRN. BY: DPG	DATE: 01/24/19	PROJECT NO. 60565355	FIG. NO. 5-8
CHK'D. BY: DC	DATE: 01/24/19		

December 23, 2019 1:19:08 p.m.
Drawing: O:\DCS\Projects\ENV\60565355_CHAAP_2018\900_CAD_GIS\910_CAD\2019\5-8.dwg

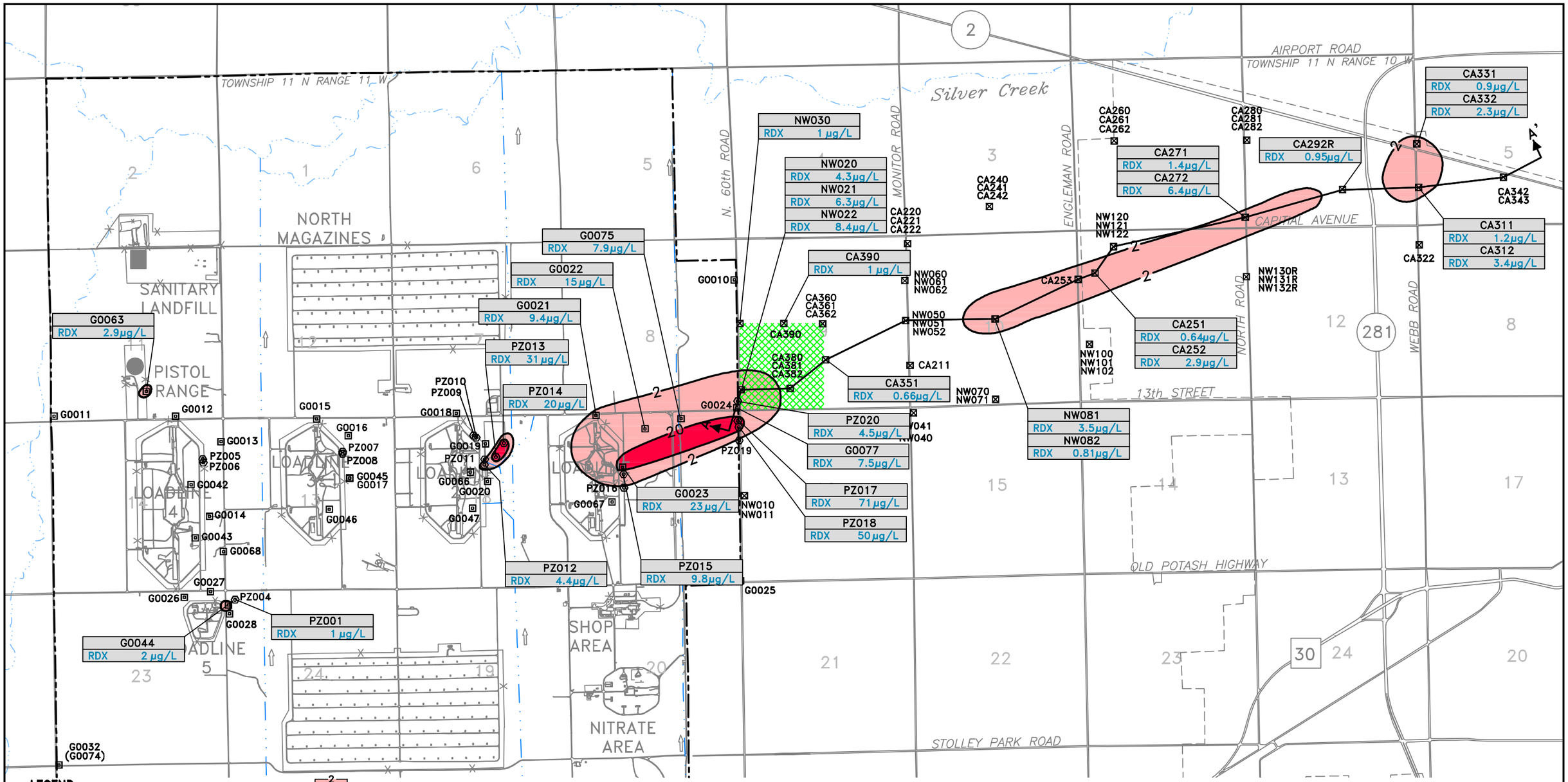

LEGEND:

- FACILITY BOUNDARY
- GRAND ISLAND CITY LIMITS
- DRAINAGE DITCH FLOW DIRECTION
- SURFACE DRAINAGE
- 1 — SECTION NUMBER
- ON-POST GROUNDWATER MONITORING WELL
- NW082 OR CA211 — OFF-POST GROUNDWATER MONITORING WELL
- ON-POST PIEZOMETER
- A A' — GEOLOGIC CROSS SECTION
- 2 — HORIZONTAL EXTENT OF RDX (CONCENTRATIONS >2µg/L)–MARCH 2006
- 20 — HORIZONTAL EXTENT OF RDX (CONCENTRATIONS >20µg/L) – MARCH 2006
- FEEDLOT AREA

NOTE:
1. GO033 IS NOT ANNOTATED ON THIS MAP. IT IS TO THE SOUTH OF THE SOUTH MAGAZINE AREA AND NO EXPLOSIVES WERE DETECTED.

2. ALL MONITORING WELLS SHOWN WERE SAMPLED AND ANALYZED FOR RDX. DETECTED RDX CONCENTRATIONS ARE SHOWN. ALL OTHER WELLS WERE "NON-DETECT" FOR RDX OR THE WELL WAS DRY.

J = ESTIMATED QUALIFIER
OU = OPERABLE UNIT
RDX = HEXAHYDRO-1,3,5-TRINITRO-1,3,5-TRIAZINE
µg/L = MICROGRAMS PER LITER

N

0 3000 6000
SCALE FEET

December 23, 2019 1:20:01 p.m.
Drawing: O:\DCS\Projects\ENV\60565355_CHAAP_2018\900_CAD_GIS\910_CAD\2019\5-9.dwg

Bruce ENGINEERING AECOM

RDX PLUME
(OU1) MARCH 2006
CORNHUSKER ARMY AMMUNITION PLANT

DRN. BY: DPG	DATE: 01/24/19	PROJECT NO. 60565355	FIG. NO. 5-9
CHK'D. BY: DC	DATE: 01/24/19		

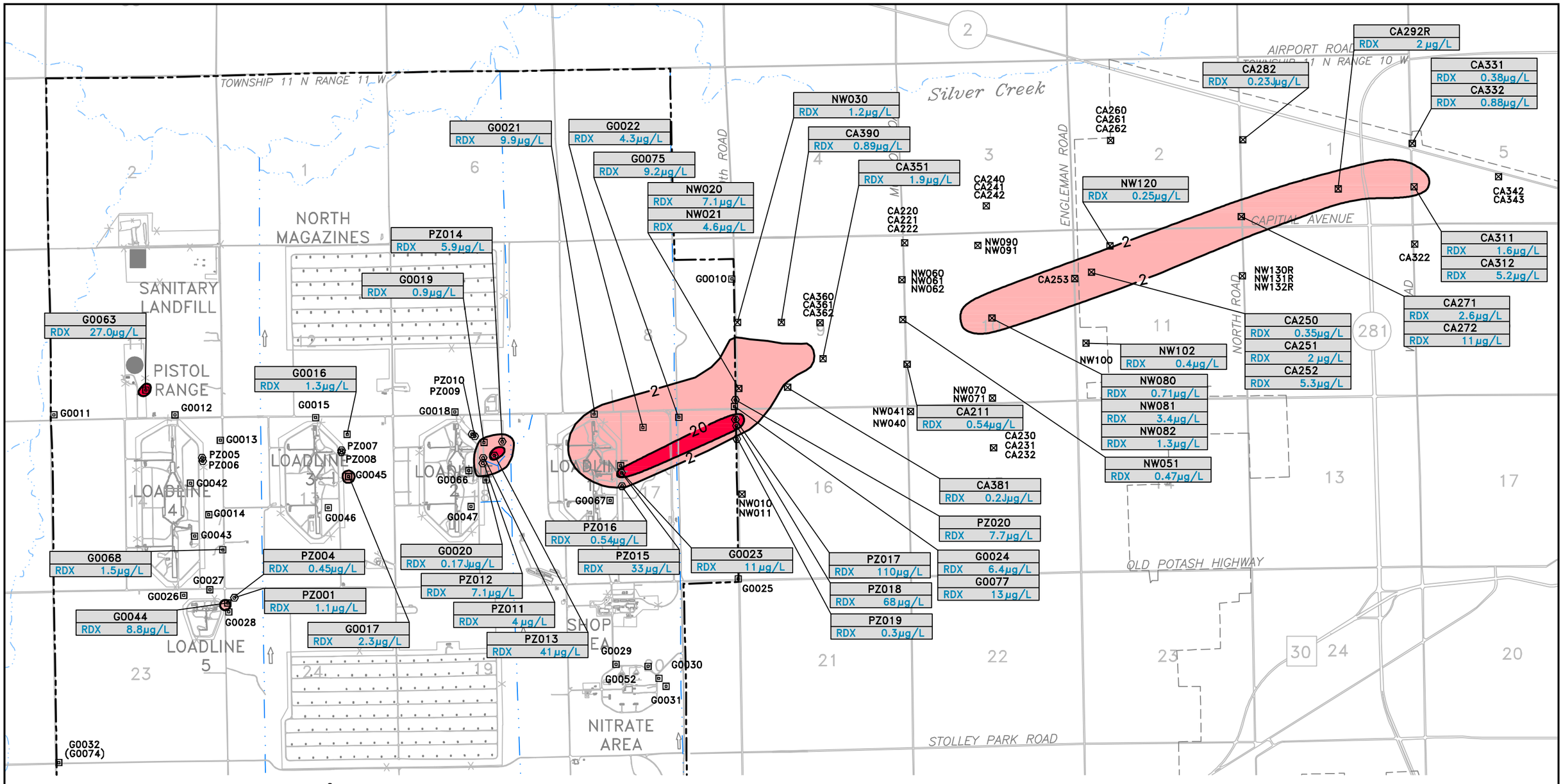

LEGEND:

- FACILITY BOUNDARY
- GRAND ISLAND CITY LIMITS
- DRAINAGE DITCH FLOW DIRECTION
- SURFACE DRAINAGE
- 1 — SECTION NUMBER
- ON-POST GROUNDWATER MONITORING WELL
- NW082 OR CA211 — OFF-POST GROUNDWATER MONITORING WELL
- ON-POST PIEZOMETER

- 2 — HORIZONTAL EXTENT OF RDX (CONCENTRATIONS >2µg/L)–MARCH 2004
- 20 — HORIZONTAL EXTENT OF RDX (CONCENTRATIONS >20µg/L) – MARCH 2004

NOTE:
1. GO033 IS NOT ANNOTATED ON THIS MAP. IT IS TO THE SOUTH OF THE SOUTH MAGAZINE AREA AND NO EXPLOSIVES WERE DETECTED.

2. ALL MONITORING WELLS SHOWN WERE SAMPLED AND ANALYZED FOR RDX. DETECTED RDX CONCENTRATIONS ARE SHOWN. ALL OTHER WELLS WERE "NON-DETECT" FOR RDX OR THE WELL WAS DRY.

J = ESTIMATED QUALIFIER
OU = OPERABLE UNIT
RDX = HEXAHYDRO-1,3,5-TRINITRO-1,3,5-TRIAZINE
µg/L = MICROGRAMS PER LITER

N

0 3000 6000
SCALE FEET

December 23, 2019 1:20:59 p.m.
Drawing: O:\DCS\Projects\ENV\60565355_CHAAP_2018\900_CAD_GIS\910_CAD\2019\5-10.dwg

Bruce ENGINEERING AECOM

RDX PLUME
(OU1) MARCH 2004
CORNHUSKER ARMY AMMUNITION PLANT

DRN. BY: DPG	DATE: 01/24/19	PROJECT NO. 60565355	FIG. NO. 5-10
CHK'D. BY: DC	DATE: 01/24/19		

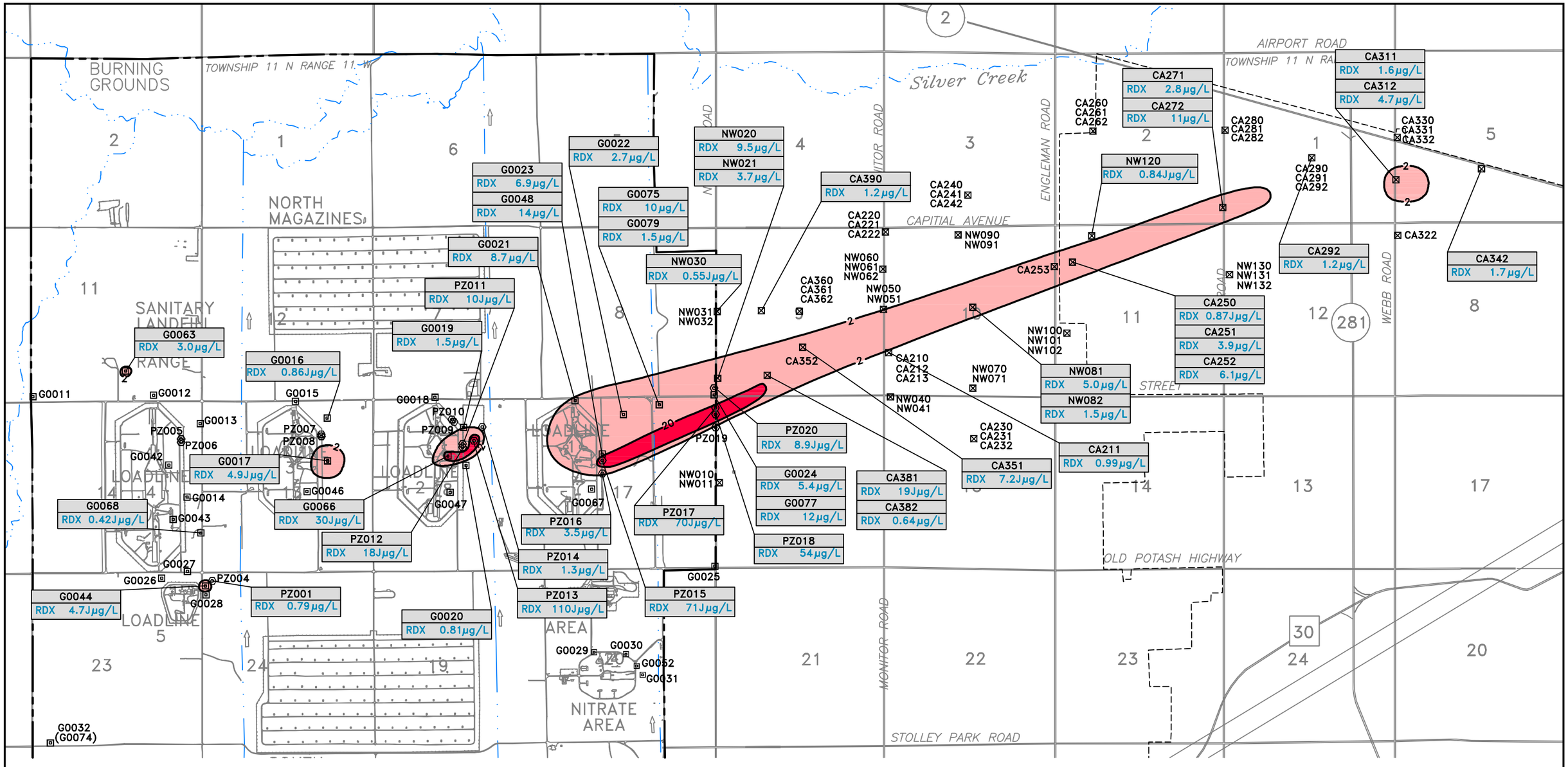

LEGEND:

- FACILITY BOUNDARY
- GRAND ISLAND CITY LIMITS
- DRAINAGE DITCH FLOW DIRECTION
- SURFACE DRAINAGE
- 1 — SECTION NUMBER
- ON-POST GROUNDWATER MONITORING WELL
- NW082 OR CA211 — OFF-POST GROUNDWATER MONITORING WELL
- ON-POST PIEZOMETER
- 2 — HORIZONTAL EXTENT OF RDX (CONCENTRATIONS >2µg/L)–MARCH 2002
- 20 — HORIZONTAL EXTENT OF RDX (CONCENTRATIONS >20µg/L) – MARCH 2002

NOTE:
1. G0033 IS NOT ANNOTATED ON THIS FIGURE. NO EXPLOSIVES WERE DETECTED.
2. ALL MONITORING WELLS SHOWN WERE SAMPLED AND ANALYZED FOR RDX. DETECTED RDX CONCENTRATIONS ARE SHOWN. ALL OTHER WELLS WERE "NON-DETECT" FOR RDX.

J = ESTIMATED QUALIFIER
OU = OPERABLE UNIT
RDX = HEXAHYDRO-1,3,5-TRINITRO-1,3,5-TRIAZINE
µg/L = MICROGRAMS PER LITER

N

0 3000 6000
SCALE FEET

Brice ENGINEERING AECOM

RDX PLUME
(OU1) MARCH 2002
CORNHUSKER ARMY AMMUNITION PLANT

DRN. BY: DPG	DATE: 01/24/19	PROJECT NO. 60565355	FIG. NO. 5-11
CHK'D. BY: DC	DATE: 01/24/19		

December 23, 2019 1:21:57 p.m.
Drawing: O:\DCS\Projects\ENV\60565355_CHAAP_2018\900_CAD_GIS\910_CAD\2019\5-11.dwg

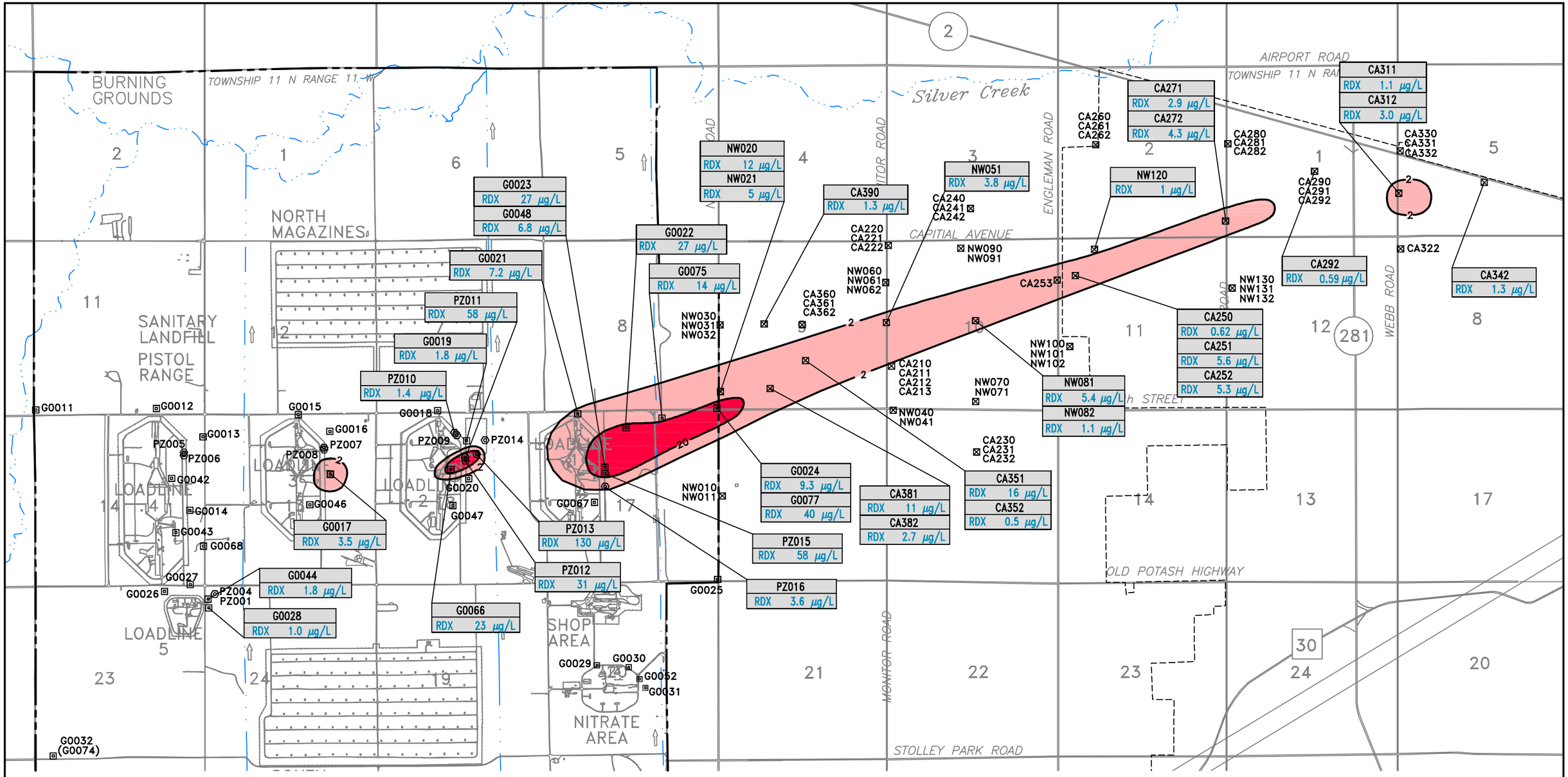

LEGEND:

- FACILITY BOUNDARY
- GRAND ISLAND CITY LIMITS
- DRAINAGE DITCH FLOW DIRECTION
- SURFACE DRAINAGE
- 1 — SECTION NUMBER
- ON-POST GROUNDWATER MONITORING WELL
- NW082 OR CA211 — OFF-POST GROUNDWATER MONITORING WELL
- ON-POST PIEZOMETER
- 2 — HORIZONTAL EXTENT OF RDX (CONCENTRATIONS >2µg/L)–MARCH 2000
- 20 — HORIZONTAL EXTENT OF RDX (CONCENTRATIONS >20µg/L) – MARCH 2000

NOTE:
1. G0033 IS NOT ANNOTATED ON THIS FIGURE. NO EXPLOSIVES WERE DETECTED.
2. ALL MONITORING WELLS WERE SAMPLED AND ANALYZED FOR RDX. DETECTED RDX CONCENTRATIONS ARE SHOWN. ALL OTHER WELLS WERE "NONDETECT" FOR RDX.

J = ESTIMATED QUALIFIER
OU = OPERABLE UNIT
RDX = HEXAHYDRO–1,3,5–TRINITRO–1,3,5–TRIAZINE
µg/L = MICROGRAMS PER LITER

N

0 3000 6000
SCALE FEET

December 23, 2019 1:22:55 p.m.
Drawing: 0:\DCS\Projects\ENV\60565355_CHAAP_2018\900_CAD_GIS\910_CAD\2019\5-12.dwg

Bruce ENGINEERING AECOM

RDX PLUME
(OU1) MARCH 2000
CORNHUSKER ARMY AMMUNITION PLANT

DRN. BY: DPG	DATE: 01/24/19	PROJECT NO. 60565355	FIG. NO. 5–12
CHK'D. BY: DC	DATE: 01/24/19		

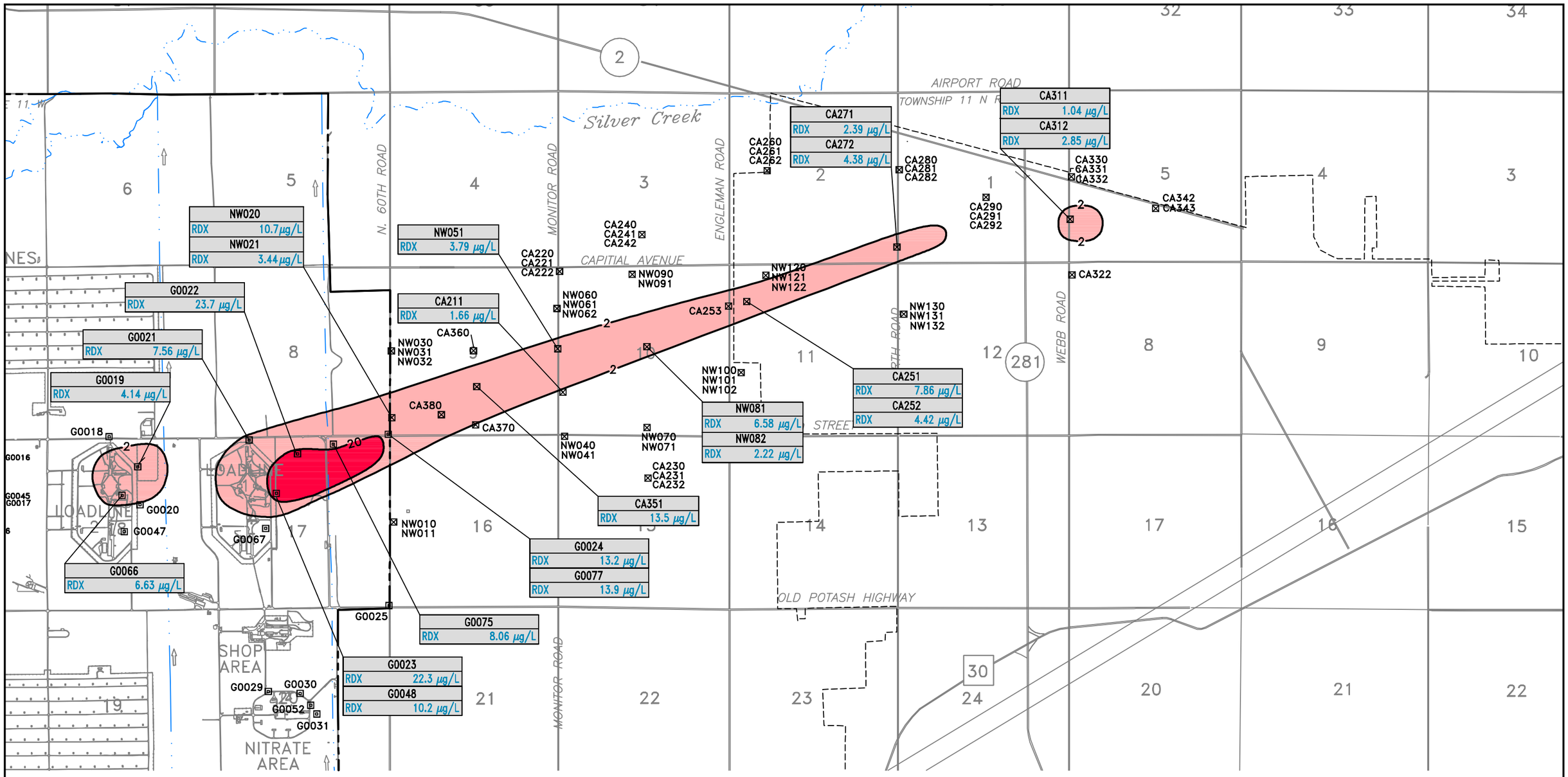

LEGEND:

- FACILITY BOUNDARY
- GRAND ISLAND CITY LIMITS
- DRAINAGE DITCH FLOW DIRECTION
- SURFACE DRAINAGE
- 1 SECTION NUMBER
- ON–POST GROUNDWATER MONITORING WELL
- NW082 OR CA211 OFF–POST GROUNDWATER MONITORING WELL
- 2 HORIZONTAL EXTENT OF RDX (CONCENTRATIONS >2µg/L)–MARCH 1998
- 20 HORIZONTAL EXTENT OF RDX (CONCENTRATIONS >20µg/L) – MARCH 1998

NOTE:
1. ALL MONITORING WELLS WERE SAMPLED AND ANALYZED FOR RDX. DETECTED RDX CONCENTRATIONS ARE SHOWN. ALL OTHER WELLS WERE "NONDETECT" FOR RDX.

J = ESTIMATED QUALIFIER
OU = OPERABLE UNIT
RDX = HEXAHYDRO–1,3,5–TRINITRO–1,3,5–TRIAZINE
µg/L = MICROGRAMS PER LITER

N

0 3000 6000
SCALE FEET

Bruce ENGINEERING AECOM

OFF–POST RDX PLUME
(OU1) JUNE 1998
CORNHUSKER ARMY AMMUNITION PLANT

DRN. BY: DPG	DATE: 01/24/19	PROJECT NO. 60565355	FIG. NO. 5–13
CHK'D. BY: DC	DATE: 01/24/19		

December 23, 2019 1:24:20 p.m.
Drawing: O:\DCS\Projects\ENV\60565355_CHAAP_2018\900_CAD_GIS\910_CAD\2019\5–13.dwg

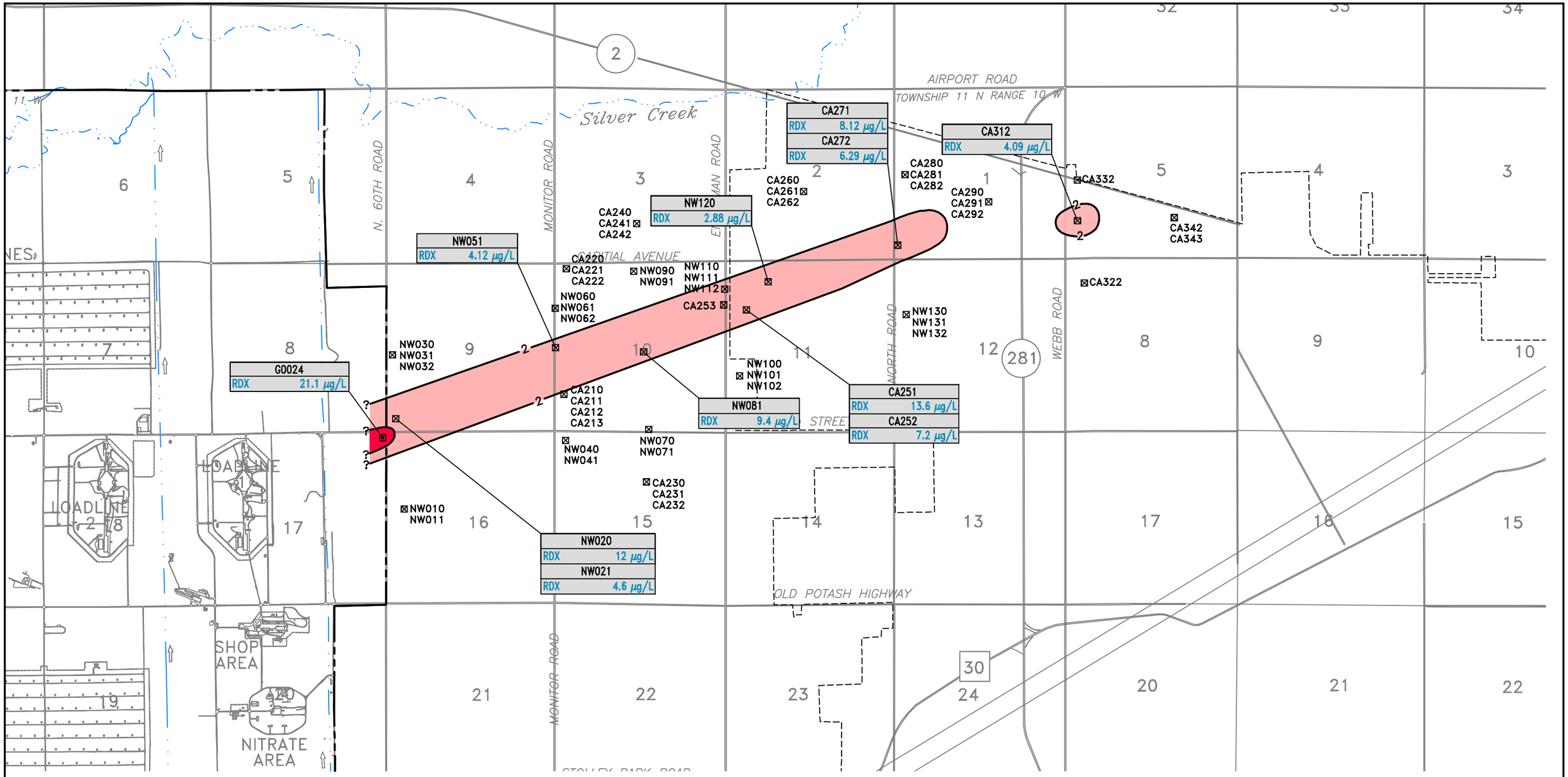

LEGEND:

- FACILITY BOUNDARY
- GRAND ISLAND CITY LIMITS
- DRAINAGE DITCH FLOW DIRECTION
- SURFACE DRAINAGE
- 1 SECTION NUMBER
- ON-POST GROUNDWATER MONITORING WELL
- NW082 OR CA211 OFF-POST GROUNDWATER MONITORING WELL
- 2 HORIZONTAL EXTENT OF RDX (CONCENTRATIONS >2µg/L)-MARCH 1996
- 20 HORIZONTAL EXTENT OF RDX (CONCENTRATIONS >20µg/L) - MARCH 1996

NOTE:
1. ALL OFF-POST MONITORING WELLS SHOWN WERE SAMPLED AND ANALYZED FOR RDX. DETECTED RDX CONCENTRATIONS ARE SHOWN. ALL OTHER WELLS WERE "NON-DETECT" FOR RDX OR THE WELL WAS DRY.

J = ESTIMATED QUALIFIER
OU = OPERABLE UNIT
RDX = HEXAHYDRO-1,3,5-TRINITRO-1,3,5-TRIAZINE
µg/L = MICROGRAMS PER LITER

N

0 3000 6000
SCALE FEET

December 23, 2019 1:25:13 p.m.
Drawing: O:\DCS\Projects\ENV\60565355_CHAAP_2018\900_CAD_GIS\910_CAD\2019\5-14.dwg

Bruce ENGINEERING AECOM

OFF-POST RDX PLUME (OU1) DECEMBER 1996 CORNHUSKER ARMY AMMUNITION PLANT

DRN. BY: DPG	DATE: 01/24/19	PROJECT NO. 60565355	FIG. NO. 5-14
CHK'D. BY: DC	DATE: 01/24/19		

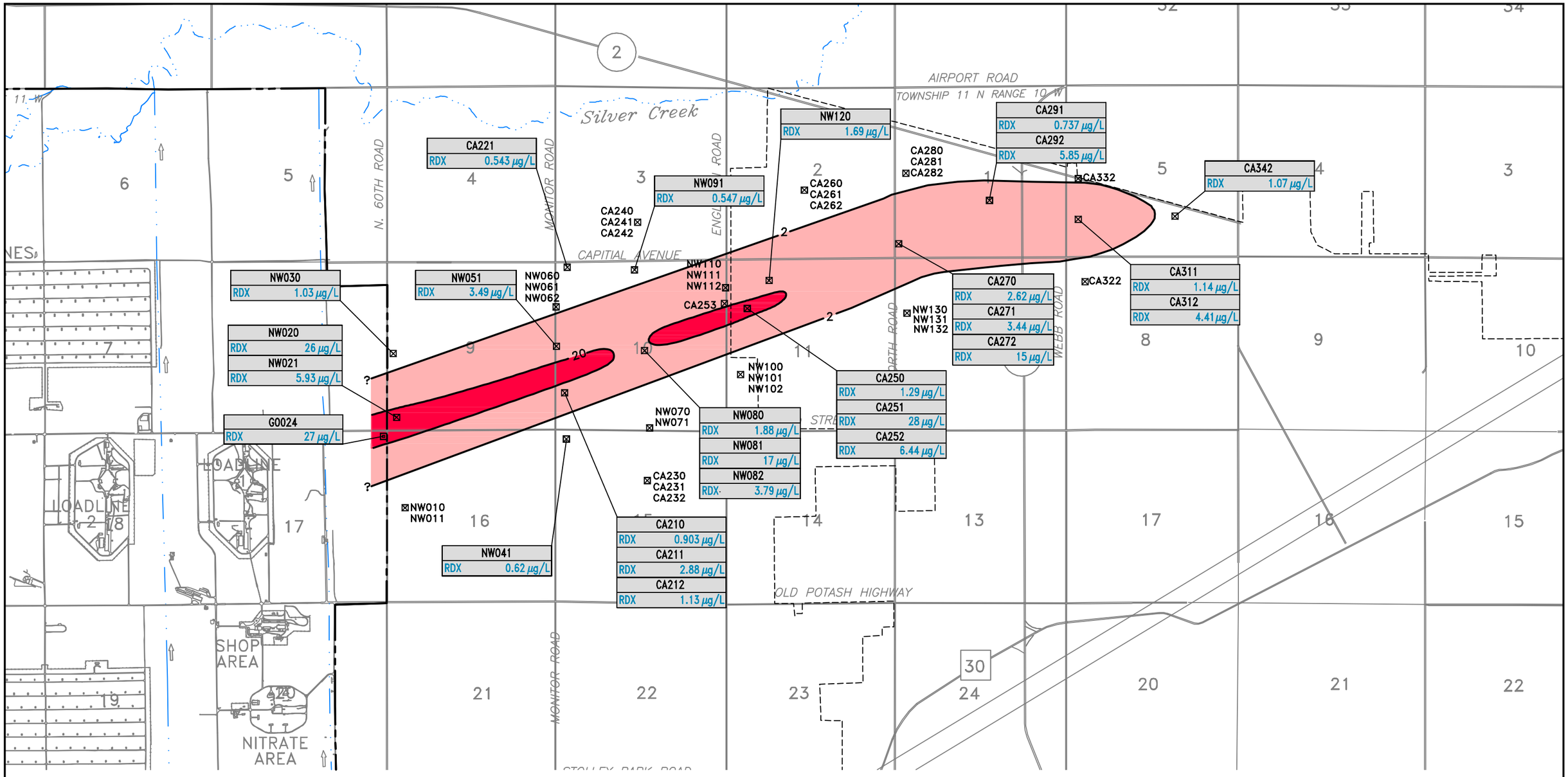

LEGEND:

- FACILITY BOUNDARY
- GRAND ISLAND CITY LIMITS
- DRAINAGE DITCH FLOW DIRECTION
- SURFACE DRAINAGE
- 1 SECTION NUMBER
- ON-POST GROUNDWATER MONITORING WELL
- NW082 OR CA211 OFF-POST GROUNDWATER MONITORING WELL
- 2 HORIZONTAL EXTENT OF RDX (CONCENTRATIONS >2µg/L)–MARCH 1994
- 20 HORIZONTAL EXTENT OF RDX (CONCENTRATIONS >20µg/L) – MARCH 1994

J = ESTIMATED QUALIFIER
OU = OPERABLE UNIT
RDX = HEXAHYDRO-1,3,5-TRINITRO-1,3,5-TRIAZINE
µg/L = MICROGRAMS PER LITER

NOTE:
1. ALL OFF-POST MONITORING WELLS WERE SAMPLED AND ANALYZED FOR RDX. DETECTED RDX CONCENTRATIONS ARE SHOWN. ALL OTHER OFF-POST WELLS WERE "NONDETECT" FOR RDX.

N

0 3000 6000
SCALE FEET

Bryce ENGINEERING AECOM

OFF-POST RDX PLUME
(OU1) JULY 1994
CORNHUSKER ARMY AMMUNITION PLANT

DRN. BY: DPG	DATE: 01/24/19	PROJECT NO. 60565355	FIG. NO. 5-15
CHK'D. BY: DC	DATE: 01/24/19		

December 23, 2019 1:26:09 p.m.
Drawing: O:\DCS\Projects\ENV\60565355_CHAAP_2018\900_CAD_GIS\910_CAD\2019\5-15.dwg

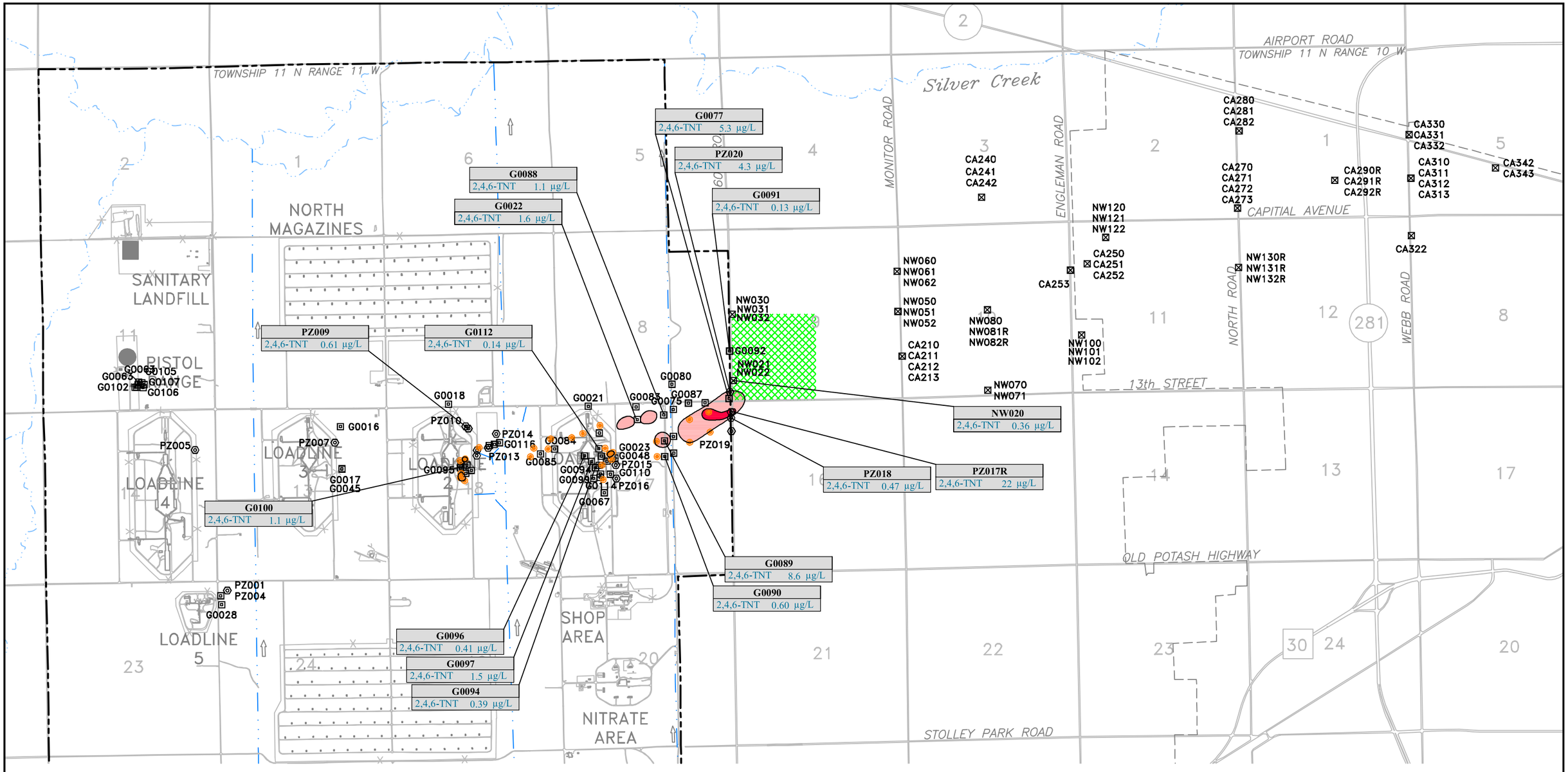

LEGEND:

- FACILITY BOUNDARY
- GRAND ISLAND CITY LIMITS
- DRAINAGE DITCH FLOW DIRECTION
- SURFACE DRAINAGE
- 1 — SECTION NUMBER
- ON-POST GROUNDWATER MONITORING WELL
- NW082 OR CA211 — OFF-POST GROUNDWATER MONITORING WELL
- ON-POST PIEZOMETER
- DIRECT PUSH GROUNDWATER SAMPLE LOCATION – (FEBRUARY 2016)
- PZ015 — DETECTED 2,4,6-TNT CONCENTRATIONS – FEBERARY/AUGUST 2016
- 2 — HORIZONTAL EXTENT OF TNT (CONCENTRATIONS >2µg/L) – AUGUST 2016
- 20 — HORIZONTAL EXTENT OF TNT (CONCENTRATIONS >20µg/L) – AUGUST 2016
- FEEDLOT AREA

2,4,6–TNT = 2,4,6–TRINITROTOLUENE
J = ESTIMATED QUALIFIER
LTM = LONG–TERM MONITORING
OU = OPERABLE UNIT
RAO = REMEDIAL ACTION OPERATION
µg/L = MICROGRAMS PER LITER

NOTE:
1. TNT PLUME BASED ON 2016 SAMPLING RESULTS AND HISTORIC OU1 RAO GROUNDWATER INVESTIGATION RESULTS.
2. ALL MONITORING WELLS SHOWN WERE SAMPLED AND ANALYZED FOR TNT. DETECTED TNT CONCENTRATIONS ARE SHOWN. ALL OTHER WELLS WERE "NON–DETECT" FOR TNT OR THE WELL WAS NOT SAMPLED.

N

0 3000 6000
SCALE FEET

Bruce ENGINEERING AECOM

TNT PLUME
(OU1) AUGUST 2016
CORNHUSKER ARMY AMMUNITION PLANT

DRN. BY: DPG	DATE: 01/24/19	PROJECT NO. 60565355	FIG. NO. 5–16
CHK'D. BY: DC	DATE: 01/24/19		

December 23, 2019 1:27:00 p.m.
Drawing: O:\DCS\Projects\ENV\60565355_CHAAP_2018\900_CAD_GIS\910_CAD\2019\5–16.dwg

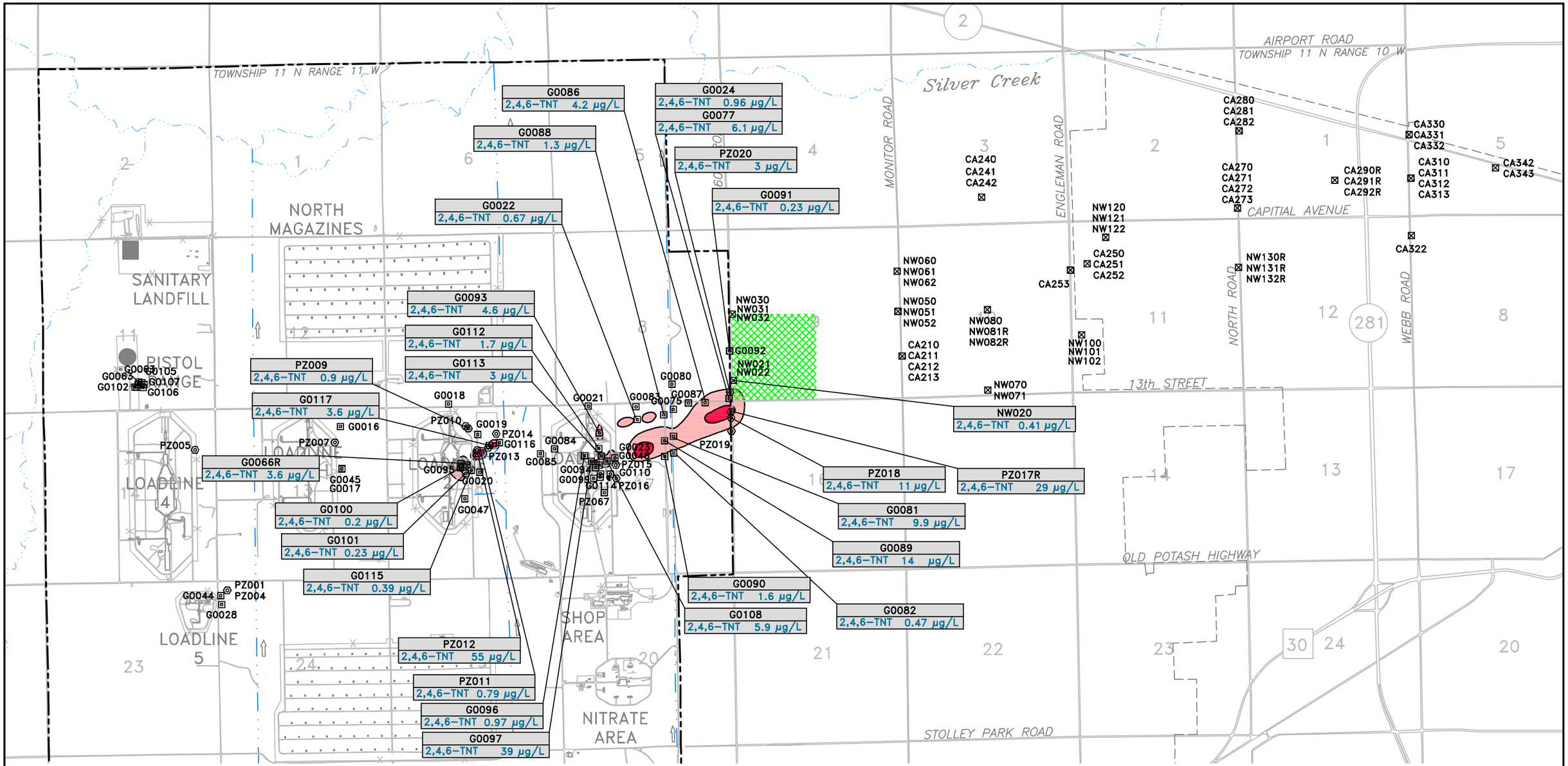

LEGEND:

- FACILITY BOUNDARY
- GRAND ISLAND CITY LIMITS
- DRAINAGE DITCH FLOW DIRECTION
- SURFACE DRAINAGE
- 1 — SECTION NUMBER
- ON–POST GROUNDWATER MONITORING WELL
- NW082 OR CA211 — OFF–POST GROUNDWATER MONITORING WELL
- ON–POST PIEZOMETER
- PZ015 — DETECTED 2,4,6–TNT CONCENTRATIONS – AUGUST 2014
- 2 — HORIZONTAL EXTENT OF TNT (CONCENTRATIONS >2µg/L) – AUGUST 2014
- 20 — HORIZONTAL EXTENT OF TNT (CONCENTRATIONS >20µg/L) – AUGUST 2014
- FEEDLOT AREA

2,4,6–TNT = 2,4,6–TRINITROTOLUENE
J = ESTIMATED QUALIFIER
LTM = LONG–TERM MONITORING
OU = OPERABLE UNIT
RAO = REMEDIAL ACTION OPERATION
µg/L = MICROGRAMS PER LITER

NOTE:
1. TNT PLUME BASED ON 2014 SAMPLING RESULTS AND HISTORIC OU1 RAO GROUNDWATER INVESTIGATION RESULTS.
2. ALL MONITORING WELLS SHOWN WERE SAMPLED AND ANALYZED FOR TNT. DETECTED TNT CONCENTRATIONS ARE SHOWN. ALL OTHER WELLS WERE "NON–DETECT" FOR TNT OR THE WELL WAS NOT SAMPLED.

N

0 3000 6000

SCALE FEET

Bruce ENGINEERING AECOM

TNT PLUME
(OU1) AUGUST 2014
CORNHUSKER ARMY AMMUNITION PLANT

DRN. BY: DPG	DATE: 01/24/19	PROJECT NO. 60565355	FIG. NO. 5–17
CHK'D. BY: DC	DATE: 01/24/19		

December 23, 2019 1:27:49 p.m.
Drawing: O:\DCS\Projects\ENV\60565355_CHAAP_2018\900_CAD_GIS\910_CAD\2019\5–17.dwg

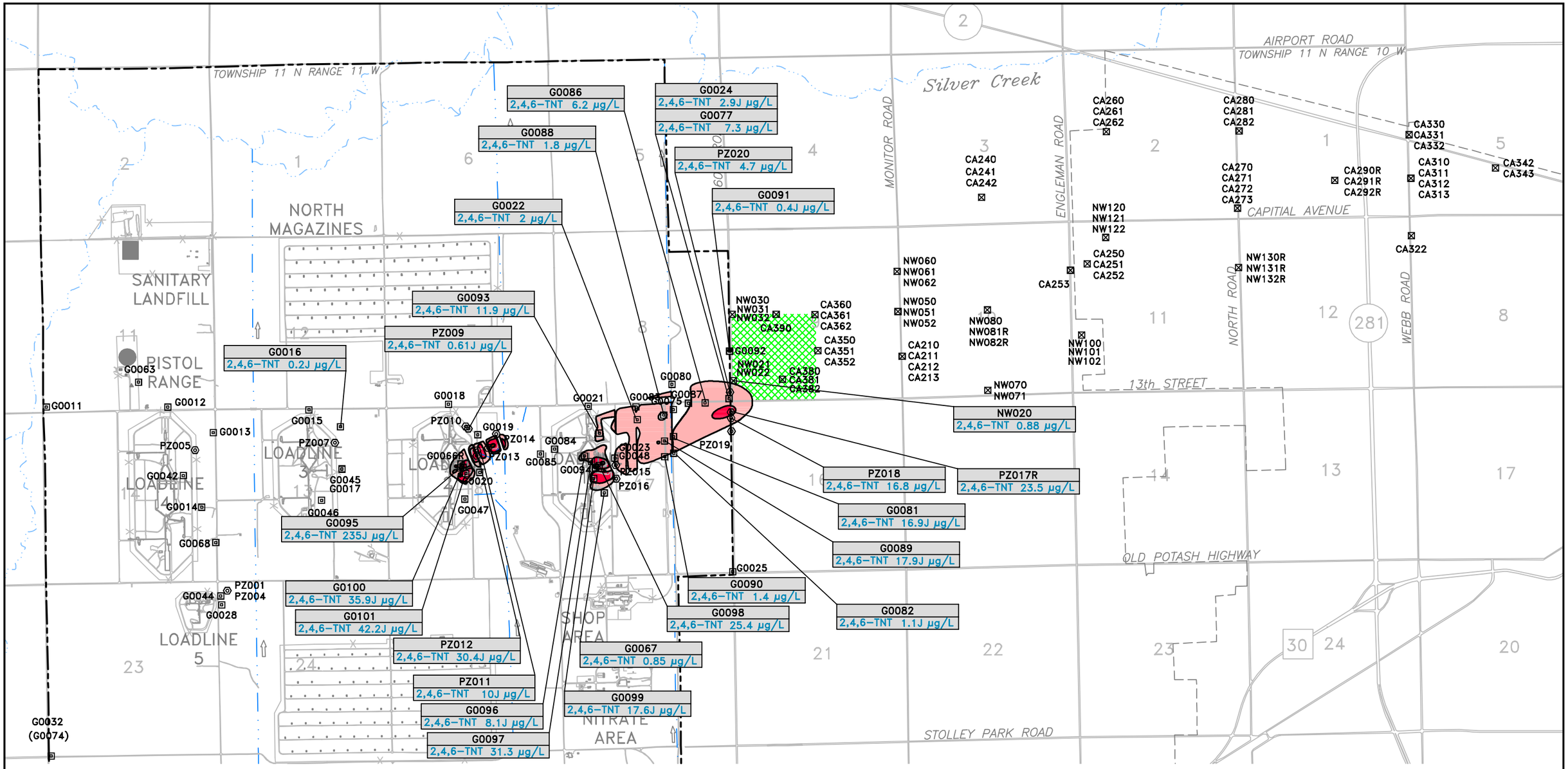

LEGEND:

- FACILITY BOUNDARY
- GRAND ISLAND CITY LIMITS
- DRAINAGE DITCH FLOW DIRECTION
- SURFACE DRAINAGE
- 1 — SECTION NUMBER
- ON-POST GROUNDWATER MONITORING WELL
- NW082 OR CA211 — OFF-POST GROUNDWATER MONITORING WELL
- ON-POST PIEZOMETER
- PZ015 — DETECTED 2,4,6-TNT CONCENTRATIONS – MARCH 2012
- 2 — HORIZONTAL EXTENT OF TNT (CONCENTRATIONS >2µg/L) – MARCH 2012
- 20 — HORIZONTAL EXTENT OF TNT (CONCENTRATIONS >20µg/L) – MARCH 2012
- 200 — HORIZONTAL EXTENT OF TNT (CONCENTRATIONS >200µg/L) – MARCH 2012
- FEEDLOT AREA

2,4,6-TNT = 2,4,6-TRINITROTOLUENE
J = ESTIMATED QUALIFIER
LTM = LONG-TERM MONITORING
OU = OPERABLE UNIT
RAO = REMEDIAL ACTION OPERATION
µg/L = MICROGRAMS PER LITER

NOTE:
1. TNT PLUME BASED ON 2012 LTM RESULTS AND 2012 OU1 RAO GROUNDWATER INVESTIGATION RESULTS.
2. GOO33 IS NOT ANNOTATED ON THIS FIGURE. NO EXPLOSIVES WERE DETECTED.
3. ALL MONITORING WELLS SHOWN WERE SAMPLED AND ANALYZED FOR TNT. DETECTED TNT CONCENTRATIONS ARE SHOWN. ALL OTHER WELLS WERE "NON-DETECT" FOR TNT OR THE WELL WAS DRY.

N

0 3000 6000
SCALE FEET

Bruce ENGINEERING AECOM

TNT PLUME
(OU1) MARCH 2012
CORNHUSKER ARMY AMMUNITION PLANT

DRN. BY: DPG	DATE: 01/24/19	PROJECT NO. 60565355	FIG. NO. 5-18
CHK'D. BY: DC	DATE: 01/24/19		

December 23, 2019 1:28:48 p.m.
Drawing: O:\DCS\Projects\ENV\60565355_CHAAP_2018\900_CAD_GIS\910_CAD\2019\5-18.dwg

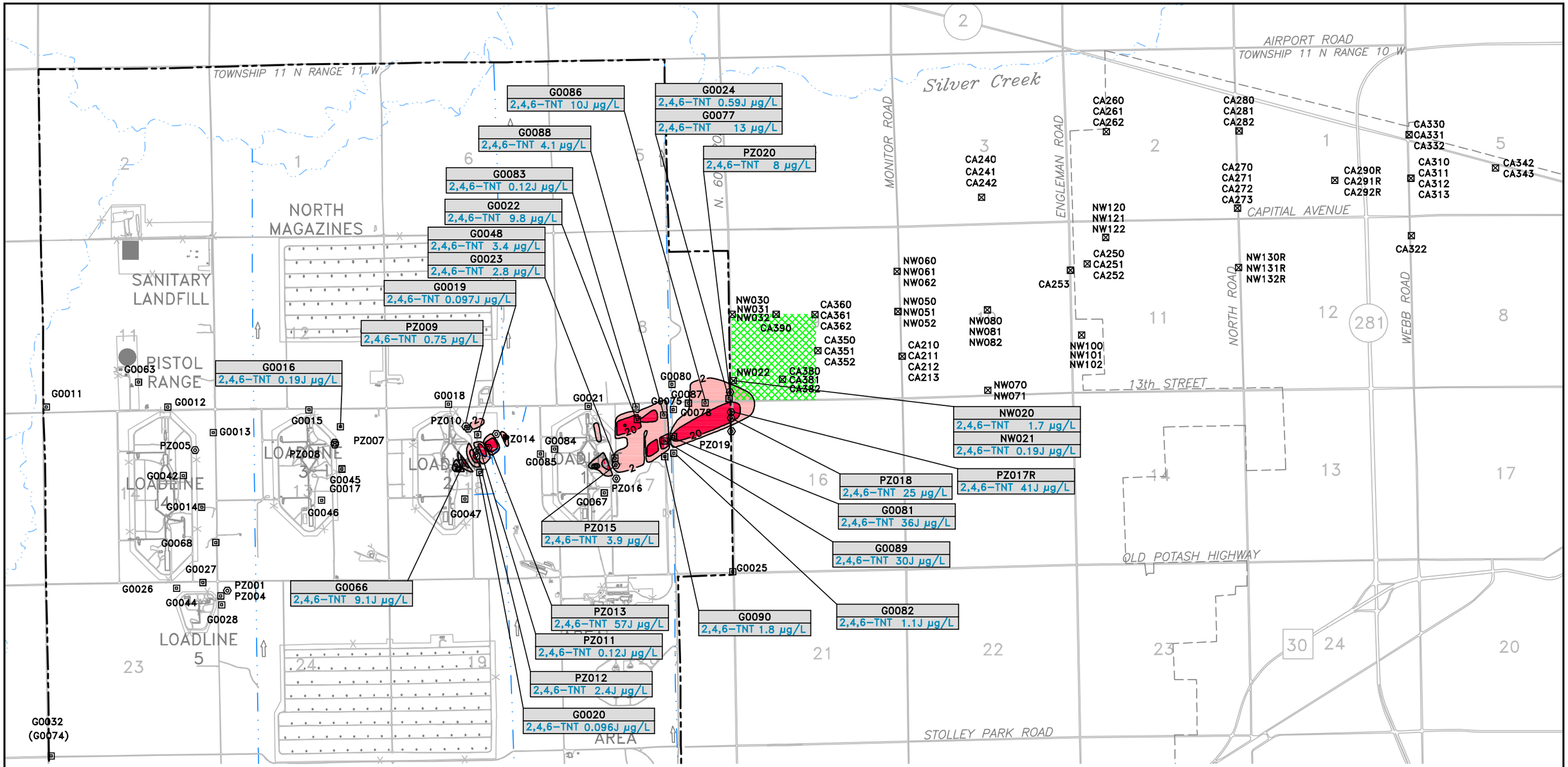

LEGEND:

- FACILITY BOUNDARY
- GRAND ISLAND CITY LIMITS
- DRAINAGE DITCH FLOW DIRECTION
- SURFACE DRAINAGE
- 1 — SECTION NUMBER
- ON-POST GROUNDWATER MONITORING WELL
- NW082 OR CA211 — OFF-POST GROUNDWATER MONITORING WELL
- ON-POST PIEZOMETER
- PZ015 — DETECTED 2,4,6-TNT CONCENTRATIONS – MARCH 2010
- 2 — HORIZONTAL EXTENT OF TNT (CONCENTRATIONS >2µg/L) – MARCH 2010
- 20 — HORIZONTAL EXTENT OF TNT (CONCENTRATIONS >20µg/L) – MARCH 2010
- 200 — HORIZONTAL EXTENT OF TNT (CONCENTRATIONS >200µg/L) – MARCH 2010
- FEEDLOT AREA

2,4,6-TNT = 2,4,6-TRINITROTOLUENE
J = ESTIMATED QUALIFIER
LTM = LONG-TERM MONITORING
OU = OPERABLE UNIT
RAO = REMEDIAL ACTION OPERATION
µg/L = MICROGRAMS PER LITER

NOTE:
1. TNT PLUME BASED ON 2010 LTM RESULTS AND 2010 OU1 RAO GROUNDWATER INVESTIGATION RESULTS.
2. GO033 IS NOT ANNOTATED ON THIS FIGURE. NO EXPLOSIVES WERE DETECTED.
3. ALL MONITORING WELLS SHOWN WERE SAMPLED AND ANALYZED FOR TNT. DETECTED TNT CONCENTRATIONS ARE SHOWN. ALL OTHER WELLS WERE "NON-DETECT" FOR TNT OR THE WELL WAS DRY.

0 3000 6000
SCALE FEET

N

Brice ENGINEERING AECOM

TNT PLUME
(OU1) MARCH 2010
CORNHUSKER ARMY AMMUNITION PLANT

DRN. BY: DPG	DATE: 01/24/19	PROJECT NO. 60565355	FIG. NO. 5-19
CHK'D. BY: DC	DATE: 01/24/19		

December 23, 2019 1:29:39 p.m.
Drawing: O:\DCS\Projects\ENV\60565355_CHAAP_2018\900_CAD_GIS\910_CAD\2019\5-19.dwg

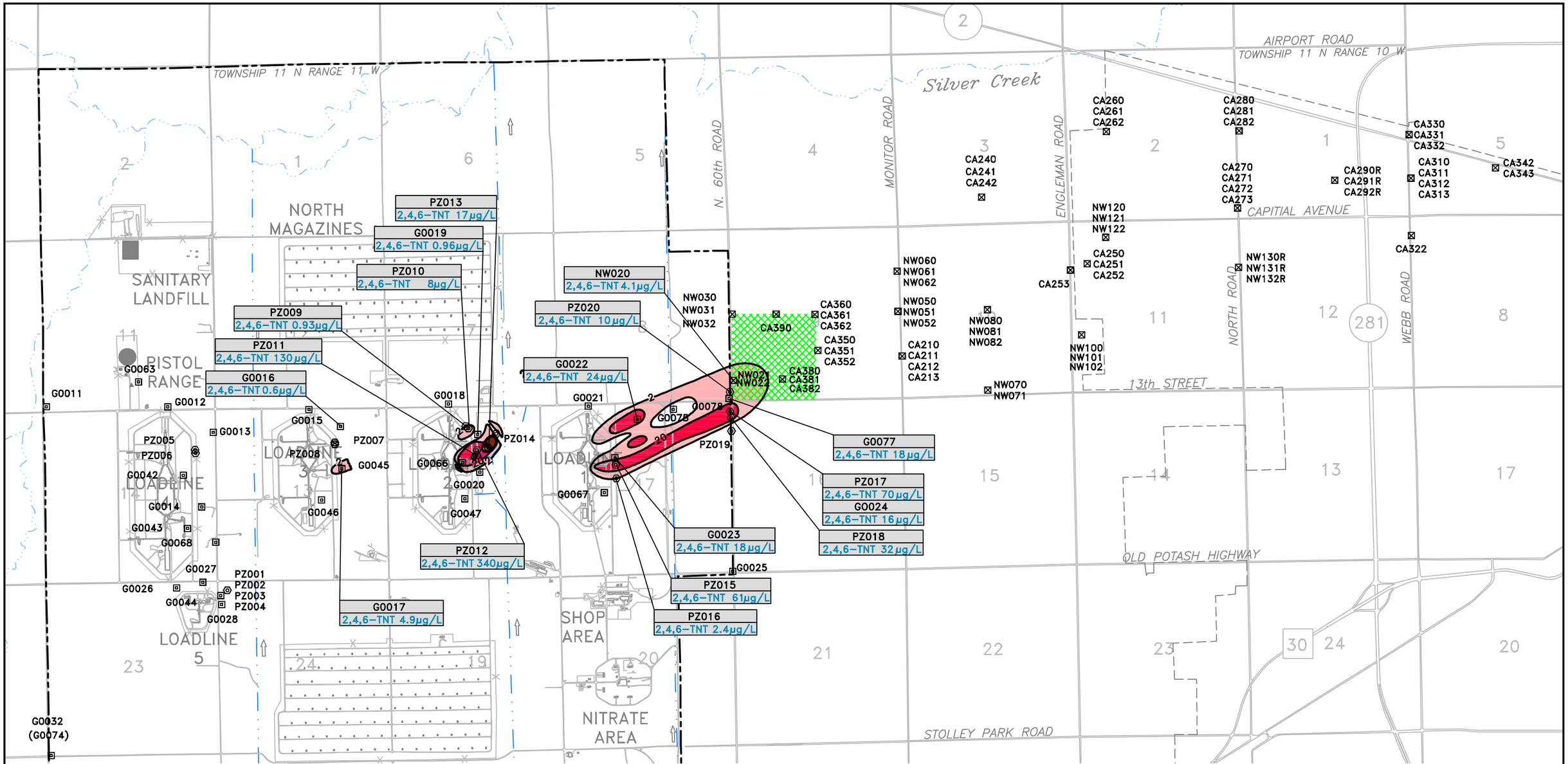

LEGEND:

- FACILITY BOUNDARY
- GRAND ISLAND CITY LIMITS
- DRAINAGE DITCH FLOW DIRECTION
- SURFACE DRAINAGE
- 1 — SECTION NUMBER
- ON–POST GROUNDWATER MONITORING WELL
- NW082 OR CA211 — OFF–POST GROUNDWATER MONITORING WELL
- ON–POST PIEZOMETER
- PZ015 — DETECTED 2,4,6–TNT CONCENTRATIONS – MARCH 2008
- 2 — HORIZONTAL EXTENT OF TNT (CONCENTRATIONS >2µg/L) – MARCH 2008
- 20 — HORIZONTAL EXTENT OF TNT (CONCENTRATIONS >20µg/L) – MARCH 2008
- 200 — HORIZONTAL EXTENT OF TNT (CONCENTRATIONS >200µg/L) – MARCH 2008
- FEEDLOT AREA

2,4,6–TNT = 2,4,6–TRINITROTOLUENE
J = ESTIMATED QUALIFIER
LTM = LONG–TERM MONITORING
OU = OPERABLE UNIT
RAO = REMEDIAL ACTION OPERATION
µg/L = MICROGRAMS PER LITER

NOTE:
1. TNT PLUME BASED ON 2008 LTM RESULTS AND 2008 OU1 RAO GROUNDWATER INVESTIGATION RESULTS.
2. GO033 IS NOT ANNOTATED ON THIS FIGURE. NO EXPLOSIVES WERE DETECTED.
3. ALL MONITORING WELLS SHOWN WERE SAMPLED AND ANALYZED FOR TNT. DETECTED TNT CONCENTRATIONS ARE SHOWN. ALL OTHER WELLS WERE "NON–DETECT" FOR TNT OR THE WELL WAS DRY.

December 23, 2019 1:30:57 p.m.
Drawing: 0:\DCS\Projects\ENV\60565355_CHAAP_2018\900_CAD_GIS\910_CAD\2019\5–20.dwg

Bruce ENGINEERING AECOM

TNT PLUME
(OU1) MARCH 2008
CORNHUSKER ARMY AMMUNITION PLANT

DRN. BY: DPG	DATE: 01/24/19	PROJECT NO. 60565355	FIG. NO. 5–20
CHK'D. BY: DC	DATE: 01/24/19		

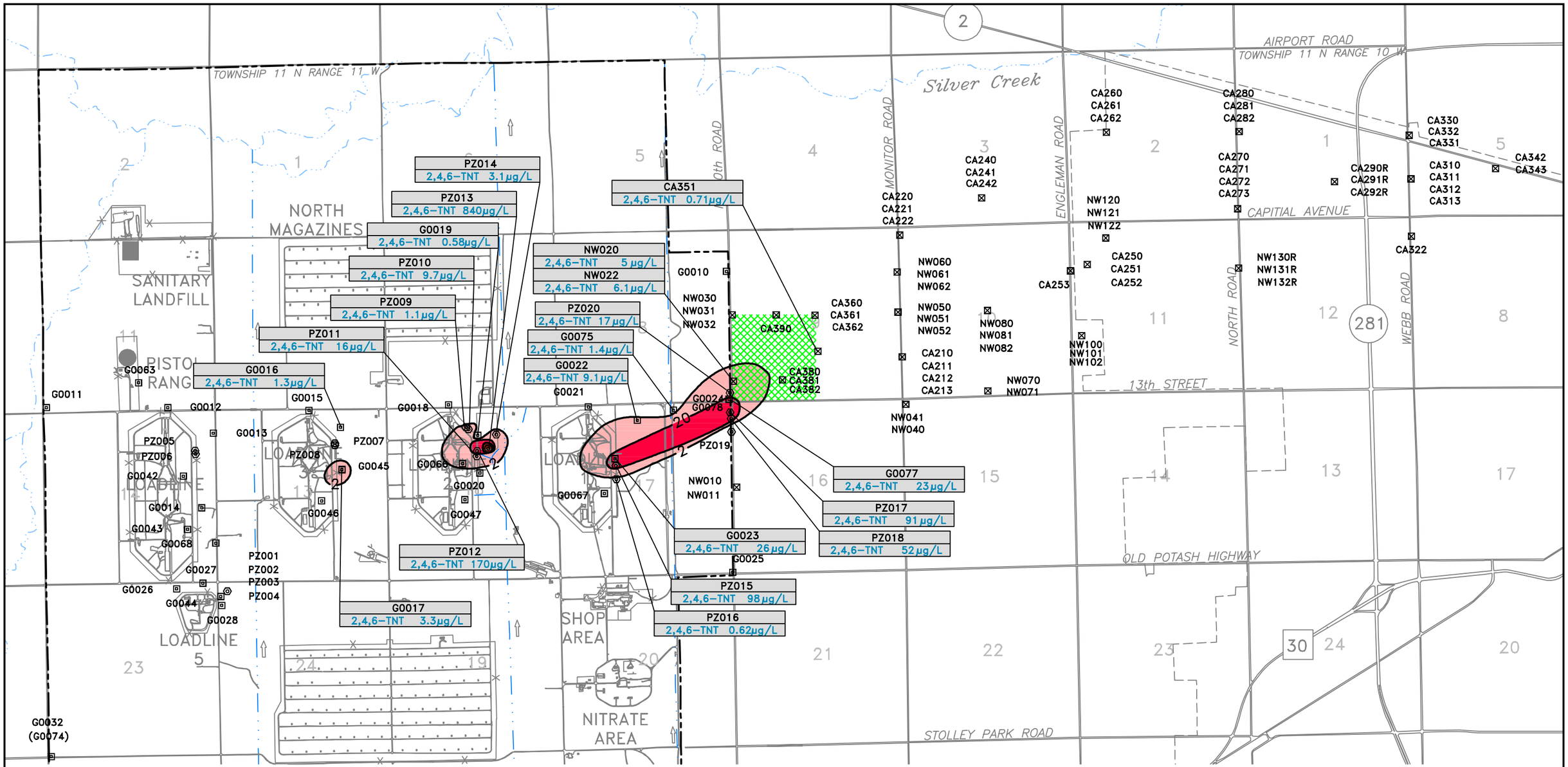

LEGEND:

- FACILITY BOUNDARY
- GRAND ISLAND CITY LIMITS
- DRAINAGE DITCH FLOW DIRECTION
- SURFACE DRAINAGE
- 1 — SECTION NUMBER
- ON-POST GROUNDWATER MONITORING WELL
- NW082 OR CA211 — OFF-POST GROUNDWATER MONITORING WELL
- ON-POST PIEZOMETER
- 2 — HORIZONTAL EXTENT OF TNT (CONCENTRATIONS >2µg/L) – MARCH 2006
- 20 — HORIZONTAL EXTENT OF TNT (CONCENTRATIONS >20µg/L) – MARCH 2006
- 200 — HORIZONTAL EXTENT OF TNT (CONCENTRATIONS >200µg/L) – MARCH 2006
- FEEDLOT AREA

2,4,6-TNT = 2,4,6-TRINITROTOLUENE
J = ESTIMATED QUALIFIER
LTM = LONG-TERM MONITORING
OU = OPERABLE UNIT
RAO = REMEDIAL ACTION OPERATION
µg/L = MICROGRAMS PER LITER

NOTE:
1. GO033 IS NOT ANNOTATED ON THIS MAP. IT IS TO THE SOUTH OF THE SOUTH MAGAZINE AREA AND NO EXPLOSIVES WERE DETECTED.
2. ALL MONITORING WELLS SHOWN WERE SAMPLED AND ANALYZED FOR TNT. DETECTED TNT CONCENTRATIONS ARE SHOWN. ALL OTHER WELLS WERE "NONDETECT" FOR TNT OR THE WELL WAS DRY.

N

0 3000 6000
SCALE FEET

Bruce ENGINEERING AECOM

TNT PLUME
(OU1) MARCH 2006
CORNHUSKER ARMY AMMUNITION PLANT

DRN. BY: DPG	DATE: 01/24/19	PROJECT NO. 60565355	FIG. NO. 5-21
CHK'D. BY: DC	DATE: 01/24/19		

December 23, 2019 1:31:59 p.m.
Drawing: O:\DCS\Projects\ENV\60565355_CHAAP_2018\900_CAD_GIS\910_CAD\2019\5-21.dwg

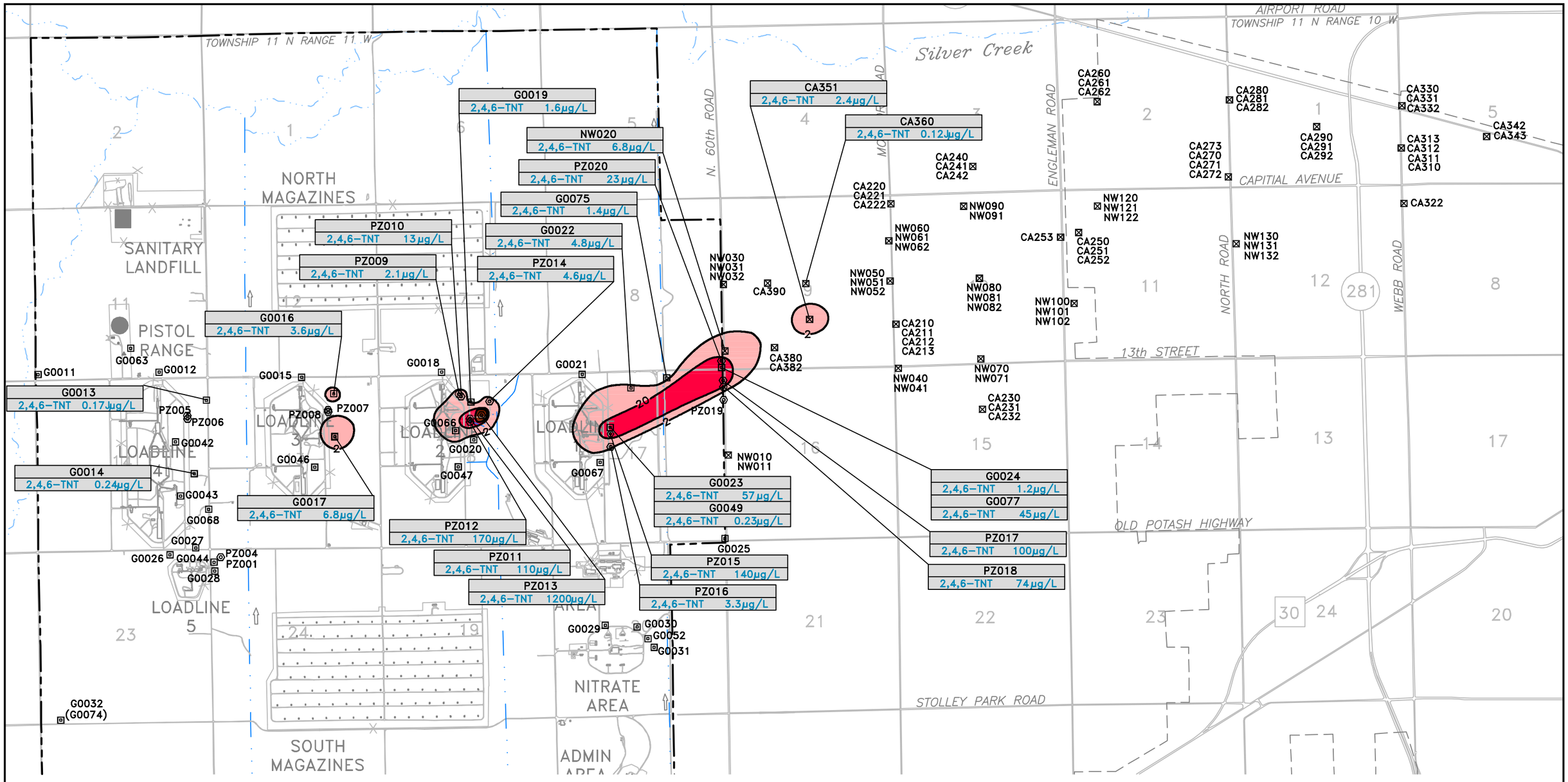

LEGEND:

- FACILITY BOUNDARY
- GRAND ISLAND CITY LIMITS
- DRAINAGE DITCH FLOW DIRECTION
- SURFACE DRAINAGE
- 1 SECTION NUMBER
- ON–POST GROUNDWATER MONITORING WELL
- NW082 OR CA211 OFF–POST GROUNDWATER MONITORING WELL
- ON–POST PIEZOMETER
- 2 HORIZONTAL EXTENT OF TNT (CONCENTRATIONS >2µg/L) – MARCH 2004
- 20 HORIZONTAL EXTENT OF TNT (CONCENTRATIONS >20µg/L) – MARCH 2004
- 200 HORIZONTAL EXTENT OF TNT (CONCENTRATIONS >200µg/L) – MARCH 2004

2,4,6–TNT = 2,4,6–TRINITROTOLUENE
J = ESTIMATED QUALIFIER
OU = OPERABLE UNIT
µg/L = MICROGRAMS PER LITER

NOTE:
1. G0033 IS NOT ANNOTATED ON THIS FIGURE. NO EXPLOSIVES WERE DETECTED.
2. ALL MONITORING WELLS SHOWN WERE SAMPLED AND ANALYZED FOR TNT. DETECTED TNT CONCENTRATIONS ARE SHOWN. ALL OTHER WELLS WERE "NONDETECT" FOR TNT.

N

0 3000 6000
SCALE FEET

Bruce ENGINEERING AECOM

TNT PLUME
(OU1) MARCH 2004
CORNHUSKER ARMY AMMUNITION PLANT

DRN. BY: DPG	DATE: 01/24/19	PROJECT NO. 60565355	FIG. NO. 5–22
CHK'D. BY: DC	DATE: 01/24/19		

December 23, 2019 1:32:51 p.m.
Drawing: O:\DCS\Projects\ENV\60565355_CHAAP_2018\900_CAD_GIS\910_CAD\2019\5-22.dwg

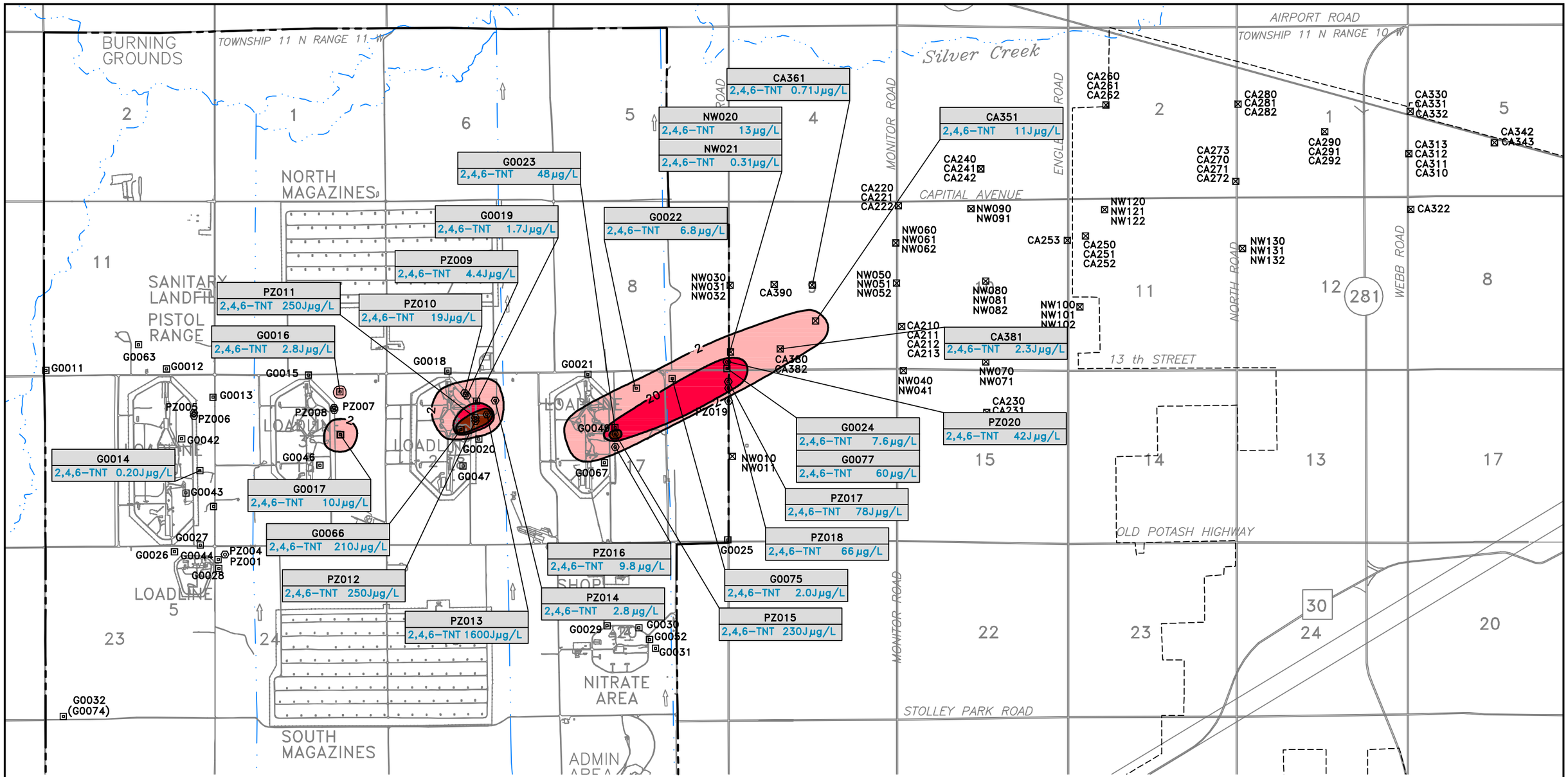

LEGEND:

- FACILITY BOUNDARY
- GRAND ISLAND CITY LIMITS
- DRAINAGE DITCH FLOW DIRECTION
- SURFACE DRAINAGE
- 1 SECTION NUMBER
- ON-POST GROUNDWATER MONITORING WELL
- NW082 OR CA211 OFF-POST GROUNDWATER MONITORING WELL
- ON-POST PIEZOMETER
- 2 HORIZONTAL EXTENT OF TNT (CONCENTRATIONS >2µg/L) – MARCH 2002
- 20 HORIZONTAL EXTENT OF TNT (CONCENTRATIONS >20µg/L) – MARCH 2002
- 200 HORIZONTAL EXTENT OF TNT (CONCENTRATIONS >200µg/L) – MARCH 2002

2,4,6-TNT = 2,4,6-TRINITROTOLUENE
J = ESTIMATED QUALIFIER
OU = OPERABLE UNIT
µg/L = MICROGRAMS PER LITER

NOTE:
1. G0033 IS NOT ANNOTATED ON THIS FIGURE. NO EXPLOSIVES WERE DETECTED.
2. ALL MONITORING WELLS SHOWN WERE SAMPLED AND ANALYZED FOR TNT. DETECTED TNT CONCENTRATIONS ARE SHOWN. ALL OTHER WELLS WERE "NONDETECT" FOR TNT.

N

0 3000 6000
SCALE FEET

December 23, 2019 1:33:42 p.m.
Drawing: O:\DCS\Projects\ENV\60565355_CHAAP_2018\900_CAD_GIS\910_CAD\2019\5-23.dwg

Bruce ENGINEERING AECOM

TNT PLUME
(OU1) MARCH 2002
CORNHUSKER ARMY AMMUNITION PLANT

DRN. BY: DPG	DATE: 01/24/19	PROJECT NO. 60565355	FIG. NO. 5-23
CHK'D. BY: DC	DATE: 01/24/19		

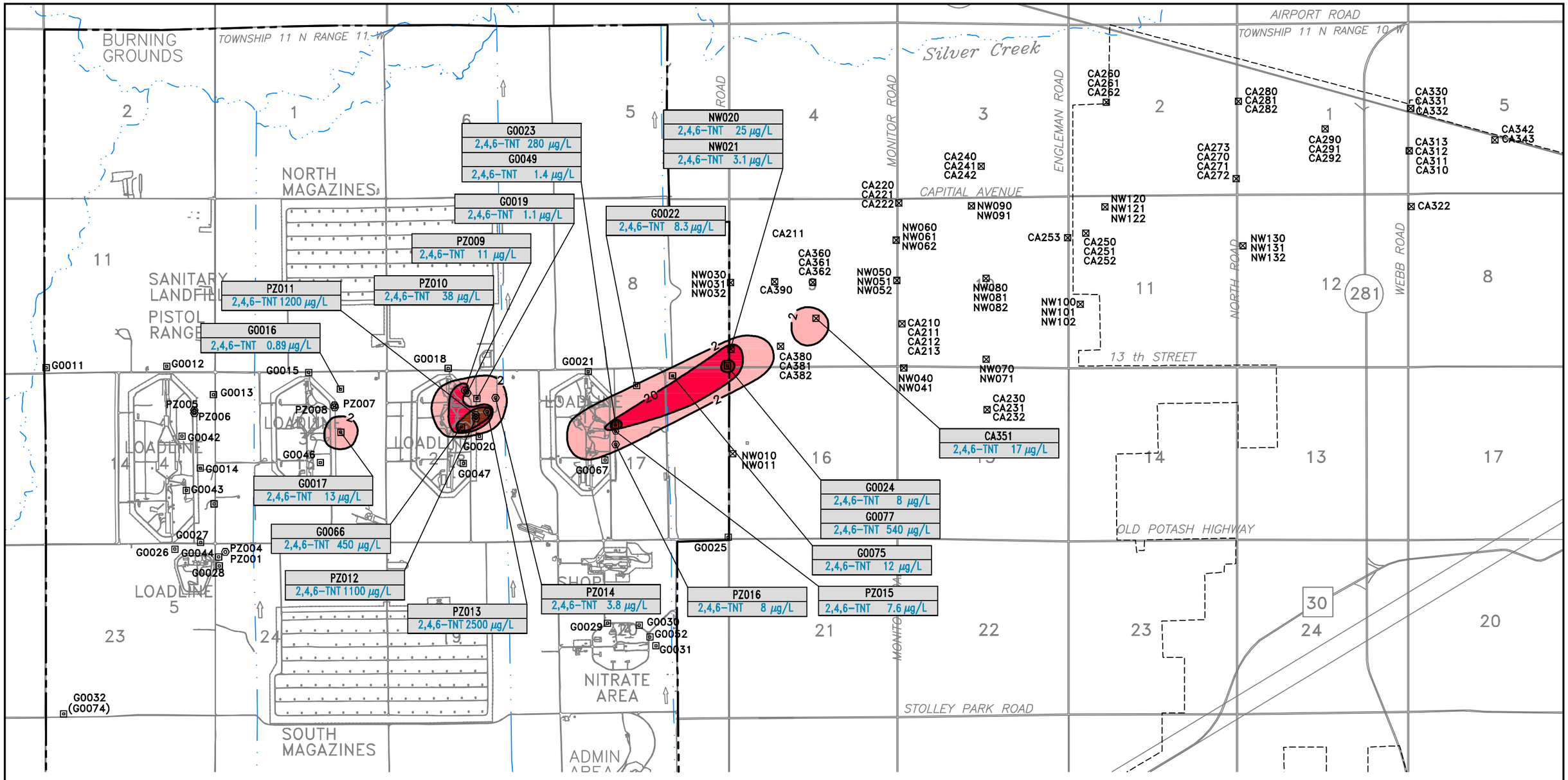

LEGEND:

- FACILITY BOUNDARY
- GRAND ISLAND CITY LIMITS
- DRAINAGE DITCH FLOW DIRECTION
- SURFACE DRAINAGE
- 1 SECTION NUMBER
- ON-POST GROUNDWATER MONITORING WELL
- NW082 OR CA211 OFF-POST GROUNDWATER MONITORING WELL
- ON-POST PIEZOMETER
- 2 HORIZONTAL EXTENT OF TNT (CONCENTRATIONS >2µg/L) – MARCH 2000
- 20 HORIZONTAL EXTENT OF TNT (CONCENTRATIONS >20µg/L) – MARCH 2000
- 200 HORIZONTAL EXTENT OF TNT (CONCENTRATIONS >200µg/L) – MARCH 2000

2,4,6-TNT = 2,4,6-TRINITROTOLUENE
J = ESTIMATED QUALIFIER
OU = OPERABLE UNIT
µg/L = MICROGRAMS PER LITER

NOTE:
1. G0033 IS NOT ANNOTATED ON THIS FIGURE. NO EXPLOSIVES WERE DETECTED.
2. ALL MONITORING WELLS SHOWN WERE SAMPLED AND ANALYZED FOR TNT. DETECTED TNT CONCENTRATIONS ARE SHOWN. ALL OTHER WELLS WERE "NON-DETECT" FOR TNT OR THE WELL WAS DRY.

N

0 3000 6000
SCALE FEET

Bruce ENGINEERING AECOM

TNT PLUME
(OU1) MARCH 2000
CORNHUSKER ARMY AMMUNITION PLANT

DRN. BY: DPG	DATE: 01/24/19	PROJECT NO. 60565355	FIG. NO. 5-24
CHK'D. BY: DC	DATE: 01/24/19		

December 23, 2019 1:34:44 p.m.
Drawing: O:\DCS\Projects\ENV\60565355_CHAAP_2018\900_CAD_GIS\910_CAD\2019\5-24.dwg

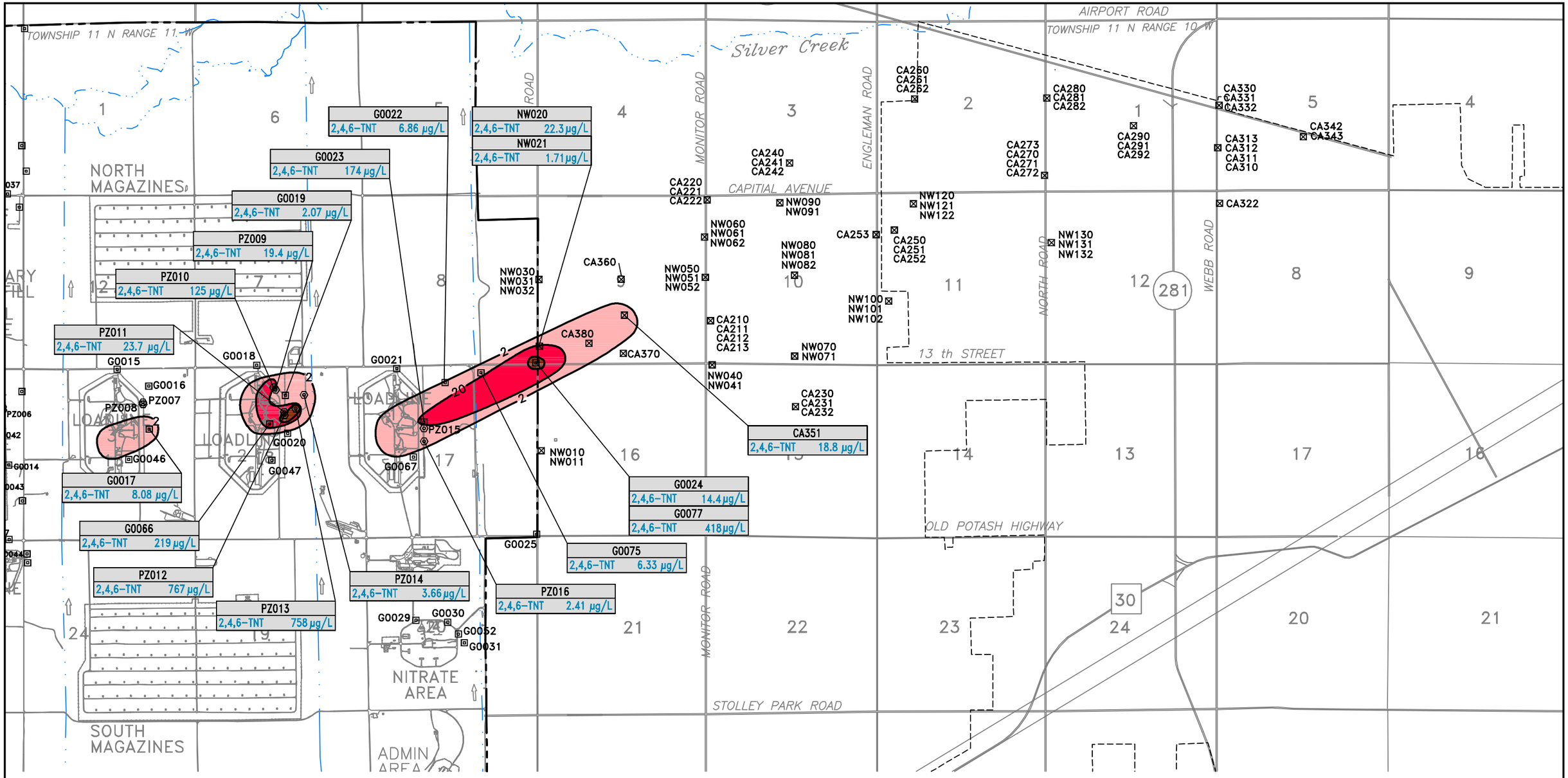

LEGEND:

- FACILITY BOUNDARY
- GRAND ISLAND CITY LIMITS
- DRAINAGE DITCH FLOW DIRECTION
- SURFACE DRAINAGE
- 1 SECTION NUMBER
- ON-POST GROUNDWATER MONITORING WELL
- NW082 OR CA211 OFF-POST GROUNDWATER MONITORING WELL
- ON-POST PIEZOMETER
- 2 HORIZONTAL EXTENT OF TNT (CONCENTRATIONS >2µg/L) – MARCH 1998
- 20 HORIZONTAL EXTENT OF TNT (CONCENTRATIONS >20µg/L) – MARCH 1998
- 200 HORIZONTAL EXTENT OF TNT (CONCENTRATIONS >200µg/L) – MARCH 1998

2,4,6-TNT = 2,4,6-TRINITROTOLUENE
J = ESTIMATED QUALIFIER
OU = OPERABLE UNIT
µg/L = MICROGRAMS PER LITER

NOTE:
1. GO033 IS NOT ANNOTATED ON THIS FIGURE. NO EXPLOSIVES WERE DETECTED.
2. ALL MONITORING WELLS SHOWN WERE SAMPLED AND ANALYZED FOR TNT. DETECTED TNT CONCENTRATIONS ARE SHOWN. ALL OTHER WELLS WERE "NON-DETECT" FOR TNT OR THE WELL WAS DRY.

N

0 3000 6000
SCALE FEET

December 23, 2019 1:35:38 p.m.
Drawing: O:\DCS\Projects\ENV\60565355_CHAAP_2018\900_CAD_GIS\910_CAD\2019\5-25.dwg

Bruce ENGINEERING AECOM

TNT PLUME
(OU1) JUNE 1998
CORNHUSKER ARMY AMMUNITION PLANT

DRN. BY: DPG	DATE: 01/24/19	PROJECT NO. 60565355	FIG. NO. 5-25
CHK'D. BY: DC	DATE: 01/24/19		

OU3 Historic Figures

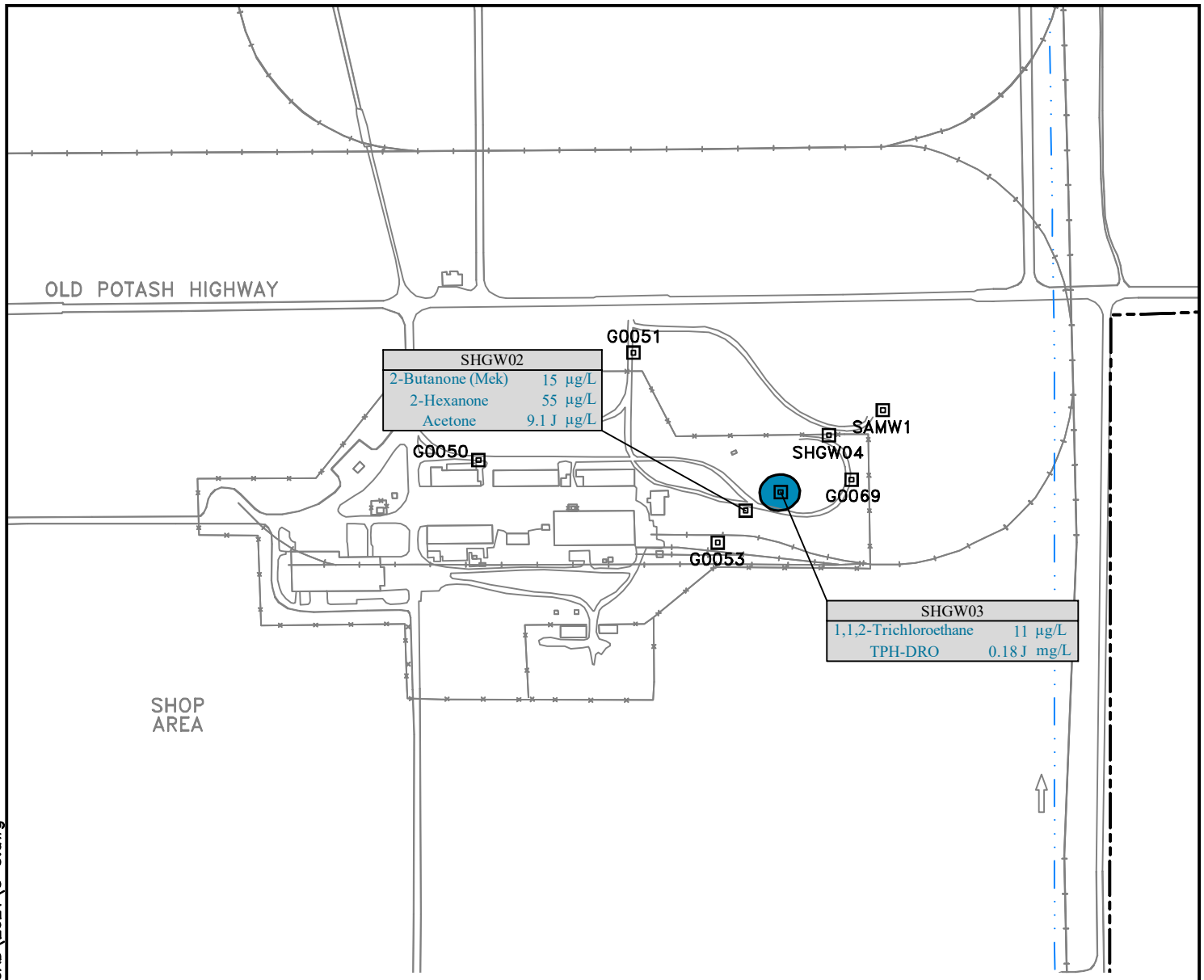

LEGEND:

- ON-POST GROUNDWATER MONITORING WELL
- VOC CONCENTRATIONS > MCLs (1,1,2-TCA MCL IS 5 µg/L)
- FACILITY BOUNDARY
- DRAINAGE DITCH FLOW DIRECTION
- SHGW02 — VOC GROUNDWATER SAMPLING RESULTS – MAY 2021

1,1,2-TCA = 1,1,2-TRICHLORETHANE
J = ESTIMATED QUALIFIER
MCL = MAXIMUM CONTAMINANT LEVEL
ND = NONDETECT
OU = OPERABLE UNIT
µg/L = MICROGRAMS PER LITER
VOC = VOLATILE ORGANIC COMPOUND
TPH-DRO = TOTAL PETROLEUM HYDROCARBON-DIESEL RANGE ORGANICS

N

0 500 1000

SCALE FEET

Brice ENGINEERING AECOM

VOC CONCENTRATIONS
SHOP AREA (OU3) MAY 2021
CORNHUSKER ARMY AMMUNITION PLANT

DRN. BY: DPG	DATE: 08/30/21	PROJECT NO. 60565355	FIG. NO. 5-5
CHK'D. BY: DC	DATE: 08/30/21		

August 30, 2021 3:19:17 p.m.
Drawing: O:\DCS\Projects\ENV\60565355_CHAAP_2018\900_CAD_GIS\910_CAD\2021\5-5.dwg

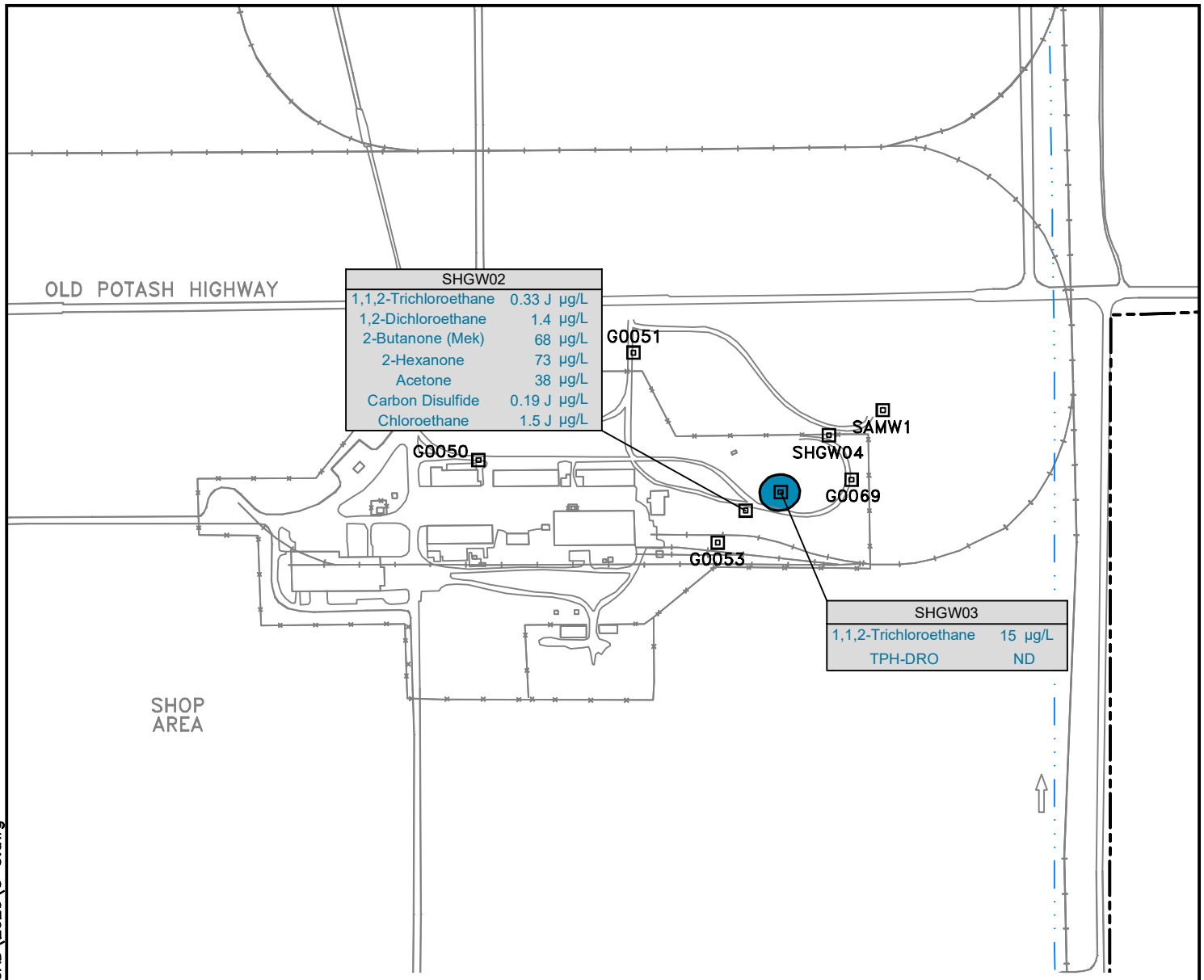

LEGEND:

- ON-POST GROUNDWATER MONITORING WELL
- VOC CONCENTRATIONS > MCLs (1,1,2-TCA MCL IS 5 µg/L)
- FACILITY BOUNDARY
- DRAINAGE DITCH FLOW DIRECTION
- SHGW02 — VOC GROUNDWATER SAMPLING RESULTS – JUNE 2020

1,1,2-TCA = 1,1,2-TRICHLORETHANE
J = ESTIMATED QUALIFIER
MCL = MAXIMUM CONTAMINANT LEVEL
ND = NONDETECT
OU = OPERABLE UNIT
µg/L = MICROGRAMS PER LITER
VOC = VOLATILE ORGANIC COMPOUND
TPH-DRO = TOTAL PETROLEUM HYDROCARBON-DIESEL RANGE ORGANICS

N

0 500 1000

SCALE FEET

Brice ENGINEERING AECOM

VOC CONCENTRATIONS
SHOP AREA (OU3) JUNE 2020
CORNHUSKER ARMY AMMUNITION PLANT

DRN. BY: DPG	DATE: 10/06/20	PROJECT NO. 60565355	FIG. NO. 5-5
CHK'D. BY: DC	DATE: 10/06/20		

February 24, 2021 12:49:04 p.m.
Drawing: O:\DCS\Projects\ENV\60565355_CHAAP_2018\900_CAD_GIS\910_CAD\2020\5-5.dwg

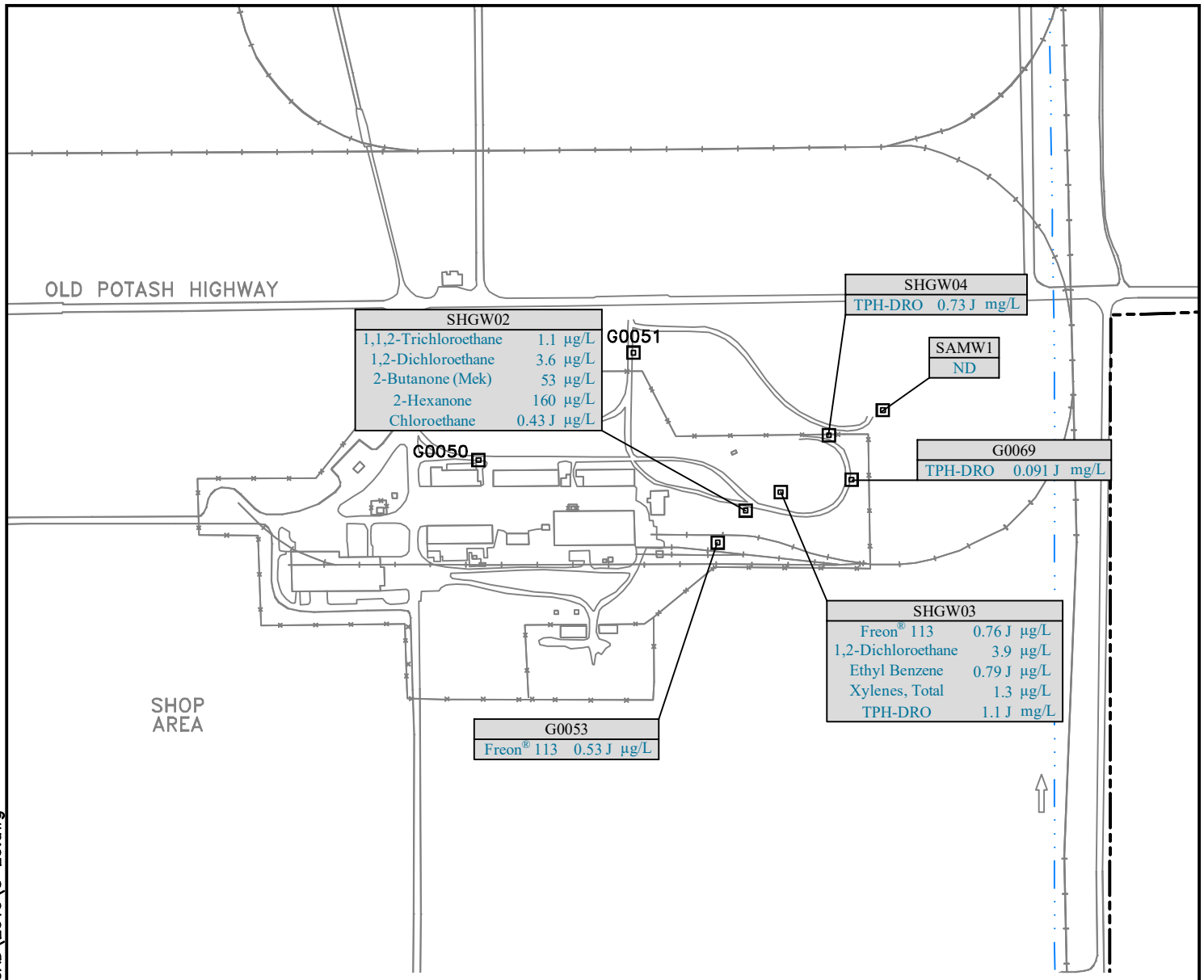

LEGEND:

- ON-POST GROUNDWATER MONITORING WELL
- VOC CONCENTRATIONS ARE LESS THAN MCLs (1,2-DCA AND 1,1,2-TCA MCL ARE 5 µg/L)
- FACILITY BOUNDARY
- DRAINAGE DITCH FLOW DIRECTION
- SHGW02 — VOC GROUNDWATER SAMPLING RESULTS – JUNE 2019

1,2-DCA = 1,2-DICHLOROETHANE
1,1,2-TCA = 1,1,2-TRICHLORETHANE
FREON® 113 = 1,1,2-TRICHLORO-1,2,2-TRIFLUOROETHANE
J = ESTIMATED QUALIFIER
MCL = MAXIMUM CONTAMINANT LEVEL
Mg/L = MILLIGRAMS PER LITER
ND = NONDETECT
OU = OPERABLE UNIT
µg/L = MICROGRAMS PER LITER
VOC = VOLATILE ORGANIC COMPOUND
TPH-DRO = TOTAL PETROLEUM HYDROCARBON-DIESEL RANGE ORGANICS

N

0 500 1000

SCALE FEET

Brice ENGINEERING AECOM

VOC CONCENTRATIONS
SHOP AREA (OU3) JUNE 2019
CORNHUSKER ARMY AMMUNITION PLANT

DRN. BY: DPG	DATE: 09/13/19	PROJECT NO. 60565355	FIG. NO. 5-29
CHK'D. BY: DC	DATE: 09/13/19		

January 20, 2020 10:14:25 a.m.
Drawing: O:\DCS\Projects\ENV\60565355_CHAAP_2018\900_CAD_GIS\910_CAD\2019\5-29.dwg

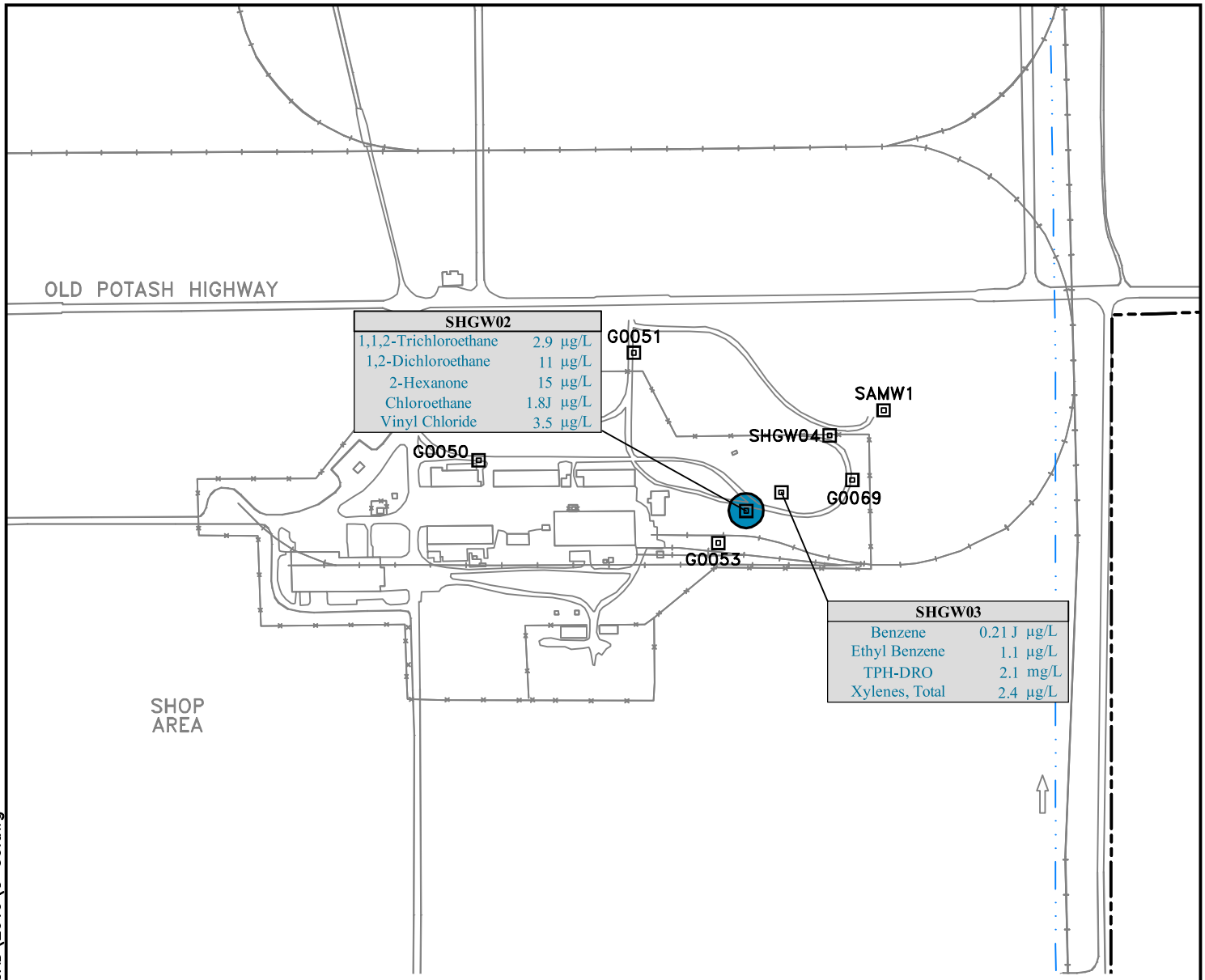

LEGEND:

- ON-POST GROUNDWATER MONITORING WELL
- VOC CONCENTRATIONS > MCL (1,2-DCA MCL IS 5 µg/L, VINYL CHLORIDE IS 2 µg/L)
- FACILITY BOUNDARY
- DRAINAGE DITCH FLOW DIRECTION

1,2-DCA = 1,2-DICHLOROETHANE
J = ESTIMATED QUALIFIER
MCL = MAXIMUM CONTAMINANT LEVEL
Mg/L = MILLIGRAMS PER LITER
ND = NONDETECT
OU = OPERABLE UNIT
µg/L = MICROGRAMS PER LITER
VOC = VOLATILE ORGANIC COMPOUND
TPH-DRO = TOTAL PETROLEUM HYDROCARBON-DIESEL RANGE ORGANICS

0 500 1000
SCALE FEET

N

Brice ENGINEERING AECOM

VOC PLUME
SHOP AREA (OU3) MARCH 2018
CORNHUSKER ARMY AMMUNITION PLANT

DRN. BY: DPG	DATE: 01/24/19	PROJECT NO. 60565355	FIG. NO. 5-30
CHK'D. BY: DC	DATE: 01/24/19		

December 23, 2019 1:07:07 p.m.
Drawing: O:\DCS\Projects\ENV\60565355_CHAAP_2018\900_CAD_GIS\910_CAD\2019\5-30.dwg

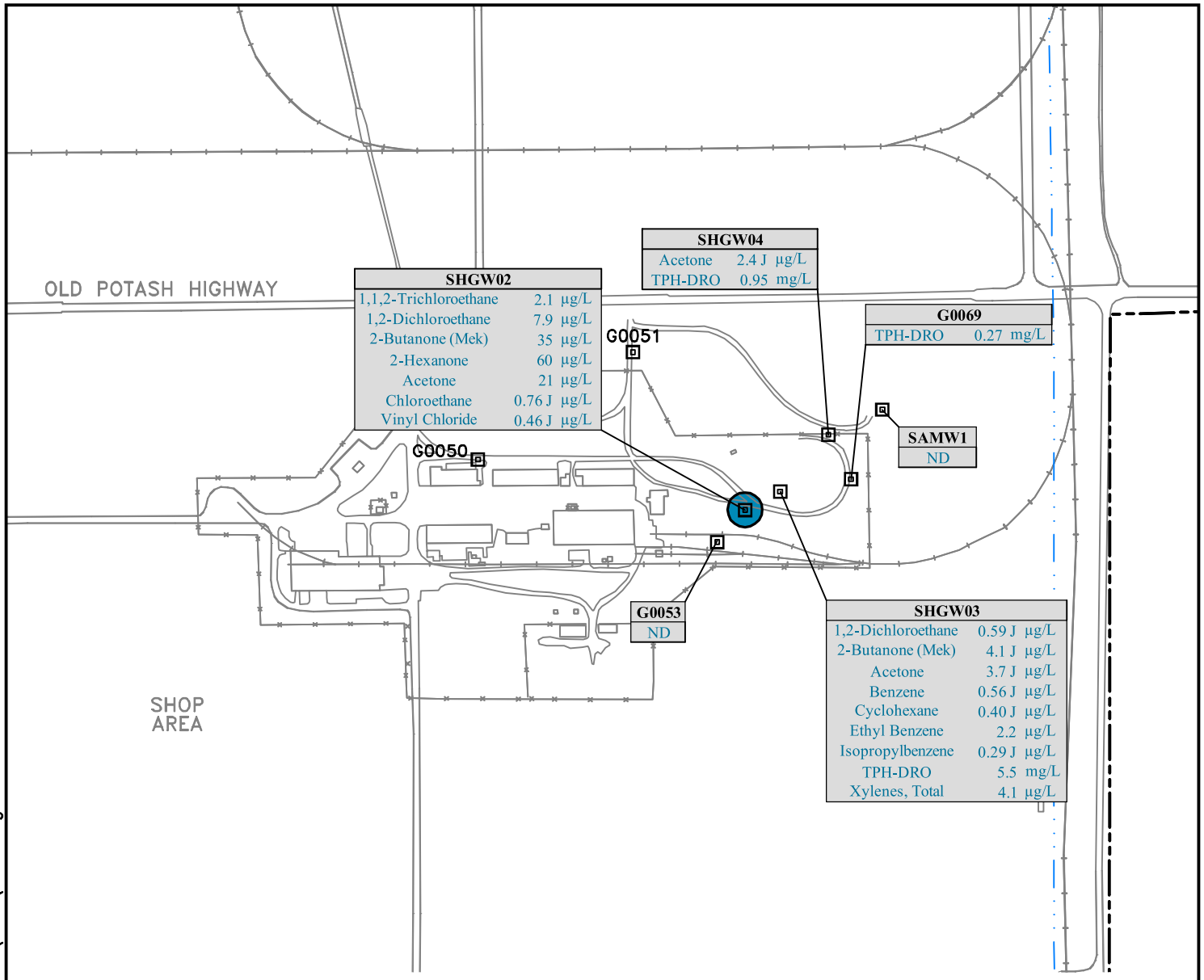

LEGEND:

- ON-POST GROUNDWATER MONITORING WELL
- VOC CONCENTRATIONS > MCL (1,2-DCA MCL IS 5 µg/L)
- FACILITY BOUNDARY
- DRAINAGE DITCH FLOW DIRECTION

1,2-DCA = 1,2-DICHLOROETHANE
J = ESTIMATED QUALIFIER
MCL = MAXIMUM CONTAMINANT LEVEL
Mg/L = MILLIGRAMS PER LITER
ND = NONDETECT
OU = OPERABLE UNIT
µg/L = MICROGRAMS PER LITER
VOC = VOLATILE ORGANIC COMPOUND
TPH-DRO = TOTAL PETROLEUM HYDROCARBON-DIESEL RANGE ORGANICS

0 500 1000
SCALE FEET

N

Brice ENGINEERING AECOM

VOC PLUME
SHOP AREA (OU3) AUGUST 2016
CORNHUSKER ARMY AMMUNITION PLANT

DRN. BY: DPG	DATE: 01/24/19	PROJECT NO. 60565355	FIG. NO. 5-31
CHK'D. BY: DC	DATE: 01/24/19		

December 23, 2019 1:08:05 p.m.
Drawing: O:\DCS\Projects\ENV\60565355_CHAAP_2018\900_CAD_GIS\910_CAD\2019\5-31.dwg

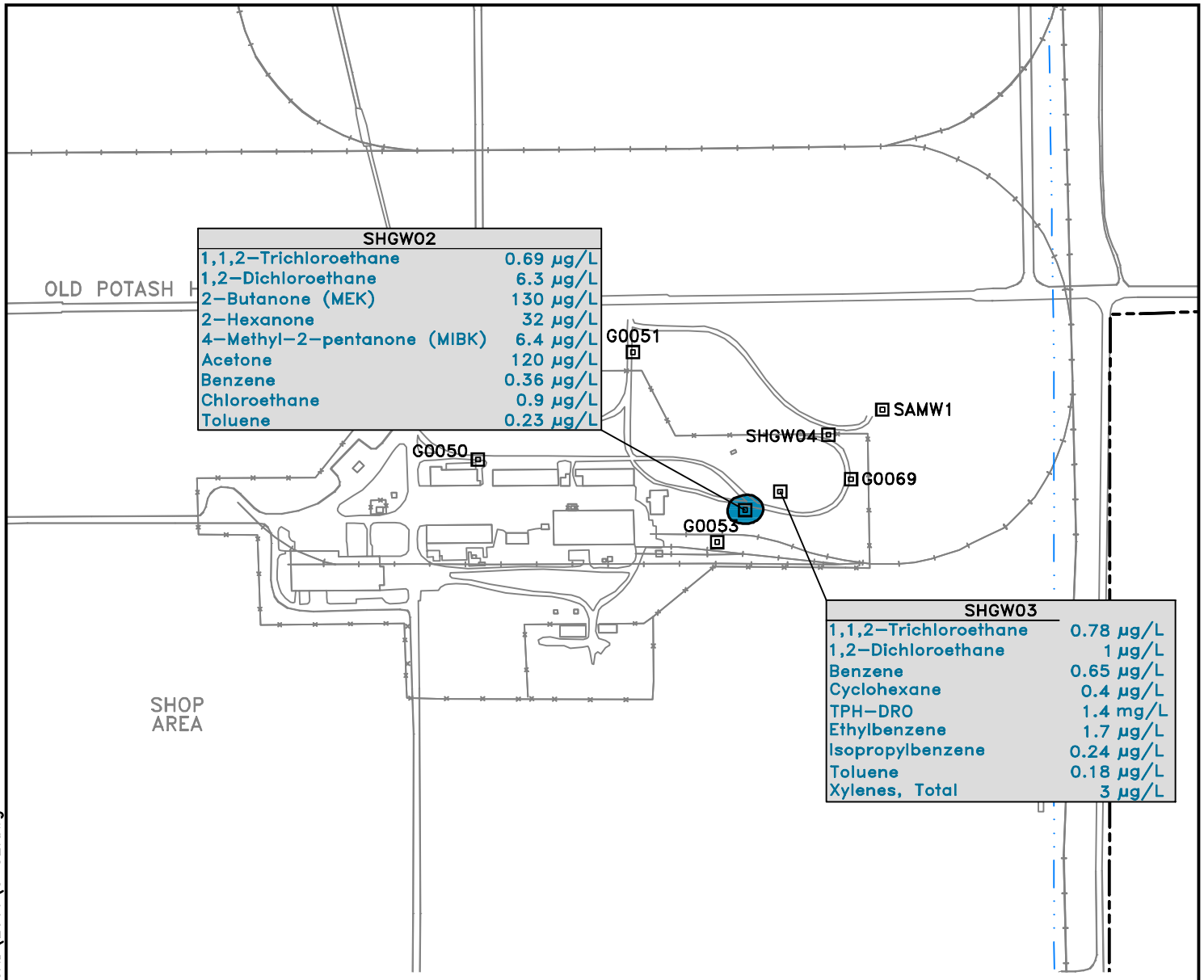

LEGEND:

- ON–POST GROUNDWATER MONITORING WELL
- VOC CONCENTRATIONS > MCL (1,2–DCA MCL IS 5 µg/L)
- FACILITY BOUNDARY
- DRAINAGE DITCH FLOW DIRECTION

1,2–DCA = 1,2–DICHLOROETHANE
J = ESTIMATED QUALIFIER
MCL = MAXIMUM CONTAMINANT LEVEL
Mg/L = MILLIGRAMS PER LITER
OU = OPERABLE UNIT
µg/L = MICROGRAMS PER LITER
VOC = VOLATILE ORGANIC COMPOUND
TPH–DRO = TOTAL PETROLEUM HYDROCARBON–DIESEL RANGE ORGANICS

0 500 1000
SCALE FEET

N

Bruce ENGINEERING AECOM

VOC PLUME
SHOP AREA (OU3) AUGUST 2014
CORNHUSKER ARMY AMMUNITION PLANT

DRN. BY: DPG	DATE: 01/24/19	PROJECT NO. 60565355	FIG. NO. 5–32
CHK'D. BY: DC	DATE: 01/24/19		

December 23, 2019 1:08:55 p.m.
Drawing: O:\DCS\Projects\ENV\60565355_CHAAP_2018\900_CAD_GIS\910_CAD\2019\5–32.dwg

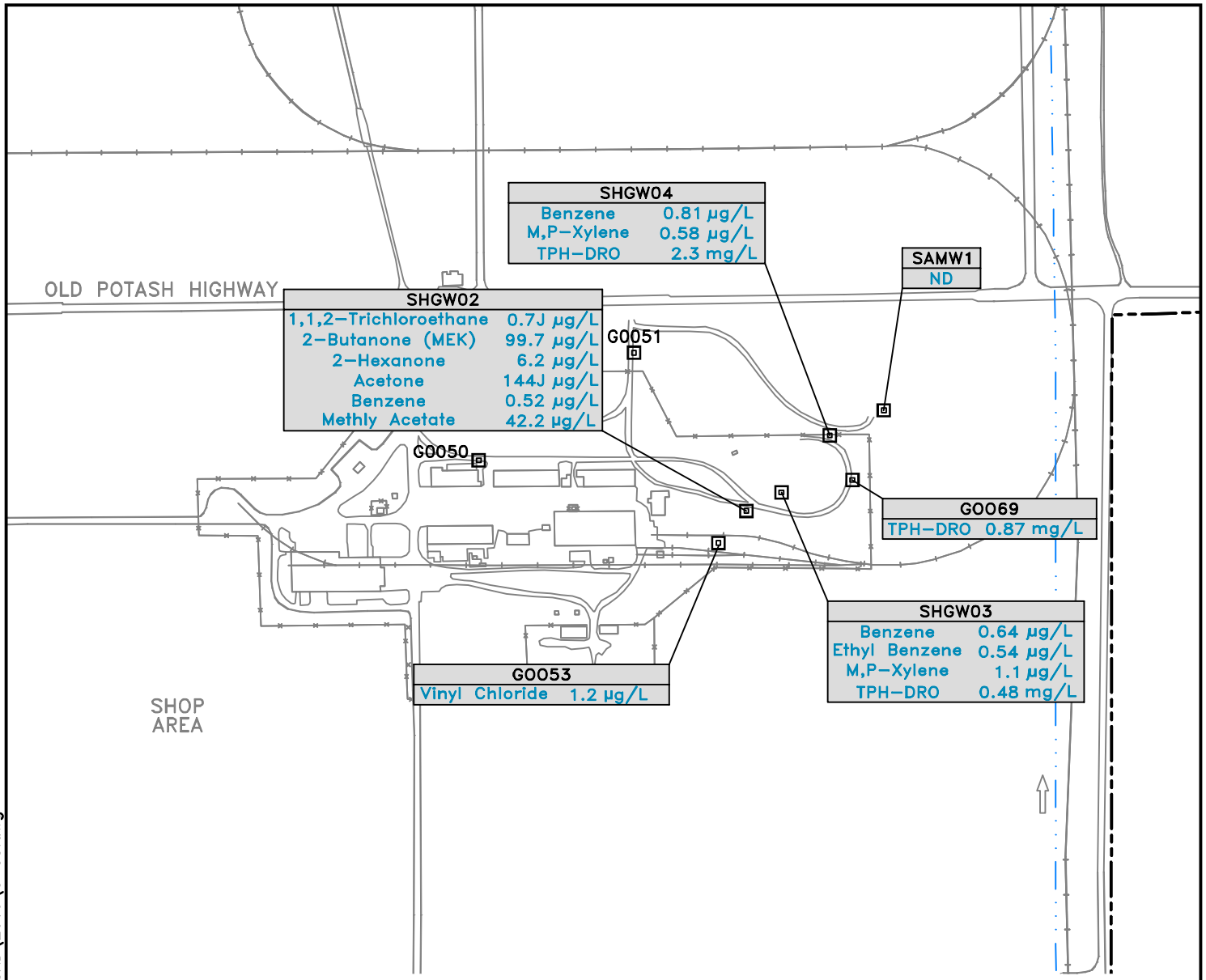

LEGEND:

- ON–POST GROUNDWATER MONITORING WELL
  VOC CONCENTRATIONS ARE LESS THAN MAXIMUM CONTAMINANT LEVEL (MCL) (1,1,2–TCA MCL IS 5 µg/L)
- FACILITY BOUNDARY
- DRAINAGE DITCH FLOW DIRECTION

1,1,2–TCA = 1,1,2–TRICHLOROETHANE
J = ESTIMATED QUALIFIER
Mg/L = MILLIGRAMS PER LITER
ND = NONDETECT
OU = OPERABLE UNIT
µg/L = MICROGRAMS PER LITER
VOC = VOLATILE ORGANIC COMPOUND
TPH–DRO = TOTAL PETROLEUM HYDROCARBON–DIESEL RANGE ORGANICS

0 500 1000
SCALE FEET

N

Bruce ENGINEERING AECOM

VOC PLUME
SHOP AREA (OU3) MARCH 2012
CORNHUSKER ARMY AMMUNITION PLANT

DRN. BY: DPG	DATE: 01/24/19	PROJECT NO. 60565355	FIG. NO. 5–33
CHK'D. BY: DC	DATE: 01/24/19		

December 23, 2019 1:09:50 p.m.
Drawing: O:\DCS\Projects\ENV\60565355_CHAAP_2018\900_CAD_GIS\910_CAD\2019\5–33.dwg

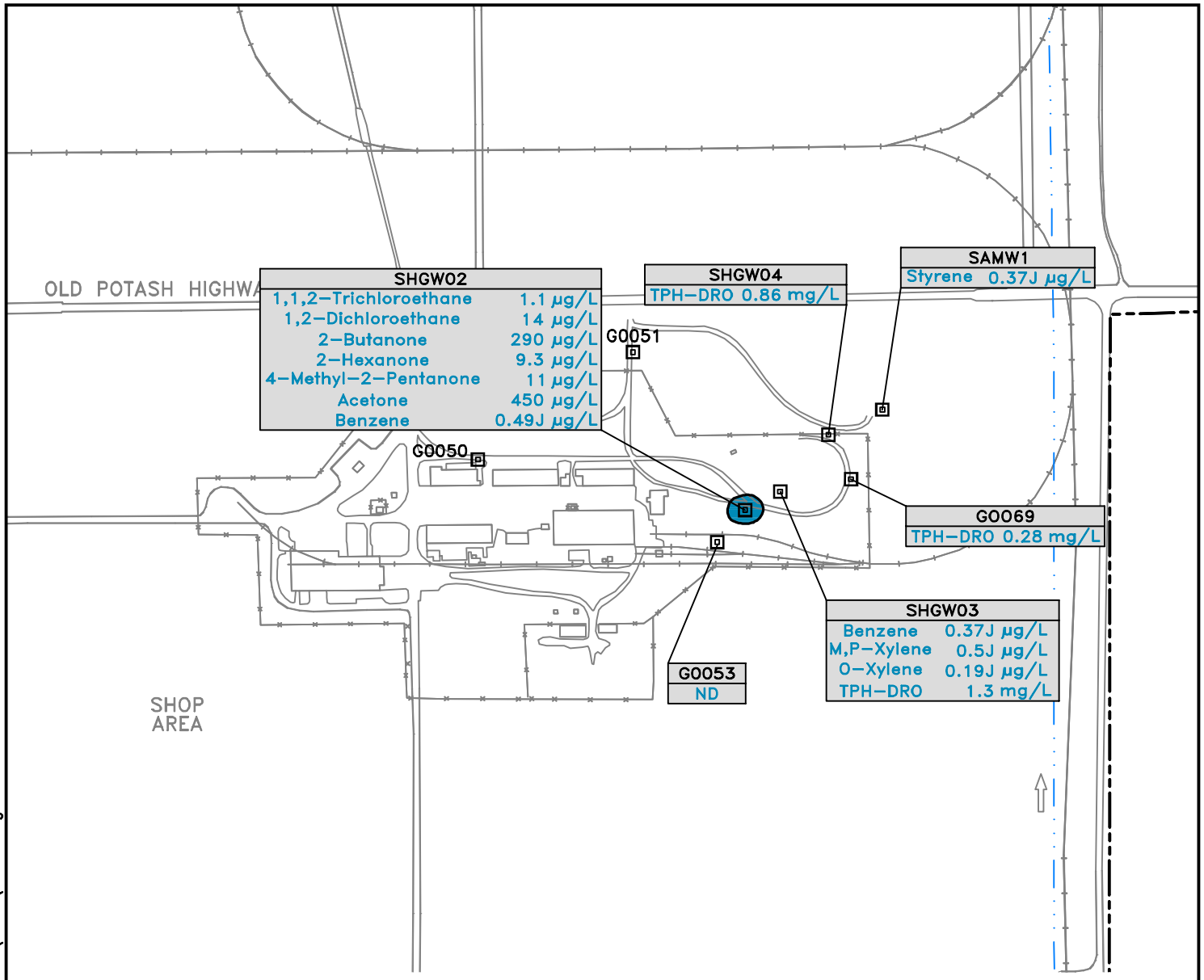

LEGEND:

- ON–POST GROUNDWATER MONITORING WELL
- VOC CONCENTRATION > MAXIMUM CONTAMINANT LEVEL (MCL) (1,2–DCA MCL IS 5 µg/L)
- FACILITY BOUNDARY
- DRAINAGE DITCH FLOW DIRECTION

1,2–DCA = 1,2–DICHLOROETHANE
J = ESTIMATED QUALIFIER
Mg/L = MILLIGRAMS PER LITER
ND = NONDETECT
OU = OPERABLE UNIT
µg/L = MICROGRAMS PER LITER
VOC = VOLATILE ORGANIC COMPOUND
TPH–DRO = TOTAL PETROLEUM HYDROCARBON–DIESEL RANGE ORGANICS

0 500 1000
SCALE FEET

N

Brice ENGINEERING AECOM

VOC PLUME
SHOP AREA (OU3) MARCH 2010
CORNHUSKER ARMY AMMUNITION PLANT

DRN. BY: DPG	DATE: 01/24/19	PROJECT NO. 60565355	FIG. NO. 5–34
CHK'D. BY: DC	DATE: 01/24/19		

December 23, 2019 1:10:30 p.m.
Drawing: O:\DCS\Projects\ENV\60565355_CHAAP_2018\900_CAD_GIS\910_CAD\2019\5–34.dwg

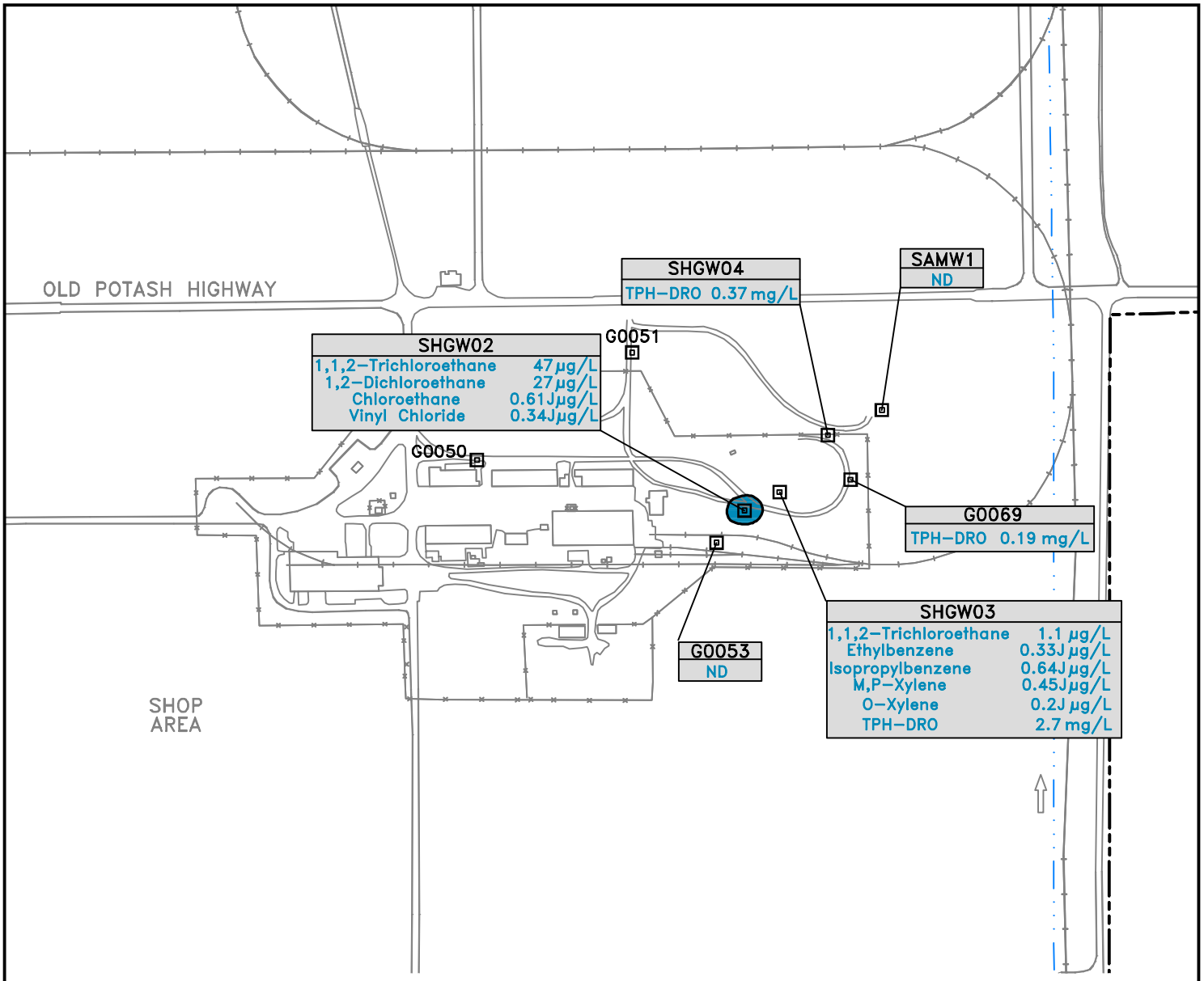

LEGEND:

- ON–POST GROUNDWATER MONITORING WELL
- VOC CONCENTRATION > MAXIMUM CONTAMINANT LEVEL (MCL) (1,1,2–TCA MCL IS 5 µg/L)
- FACILITY BOUNDARY
- DRAINAGE DITCH FLOW DIRECTION

1,1,2–TCA = 1,1,2–TRICHLOROETHANE
J = ESTIMATED QUALIFIER
Mg/L = MILLIGRAMS PER LITER
ND = NONDETECT
OU = OPERABLE UNIT
µg/L = MICROGRAMS PER LITER
VOC = VOLATILE ORGANIC COMPOUND
TPH–DRO = TOTAL PETROLEUM HYDROCARBON–DIESEL RANGE ORGANICS

0 500 1000
SCALE FEET

N

Brice ENGINEERING AECOM

VOC PLUME
SHOP AREA (OU3) MARCH 2008
CORNHUSKER ARMY AMMUNITION PLANT

DRN. BY: DPG	DATE: 01/24/19	PROJECT NO. 60565355	FIG. NO. 5–35
CHK'D. BY: DC	DATE: 01/24/19		

December 23, 2019 1:11:15 p.m.
Drawing: O:\DCS\Projects\ENV\60565355_CHAAP_2018\900_CAD_GIS\910_CAD\2019\5-35.dwg

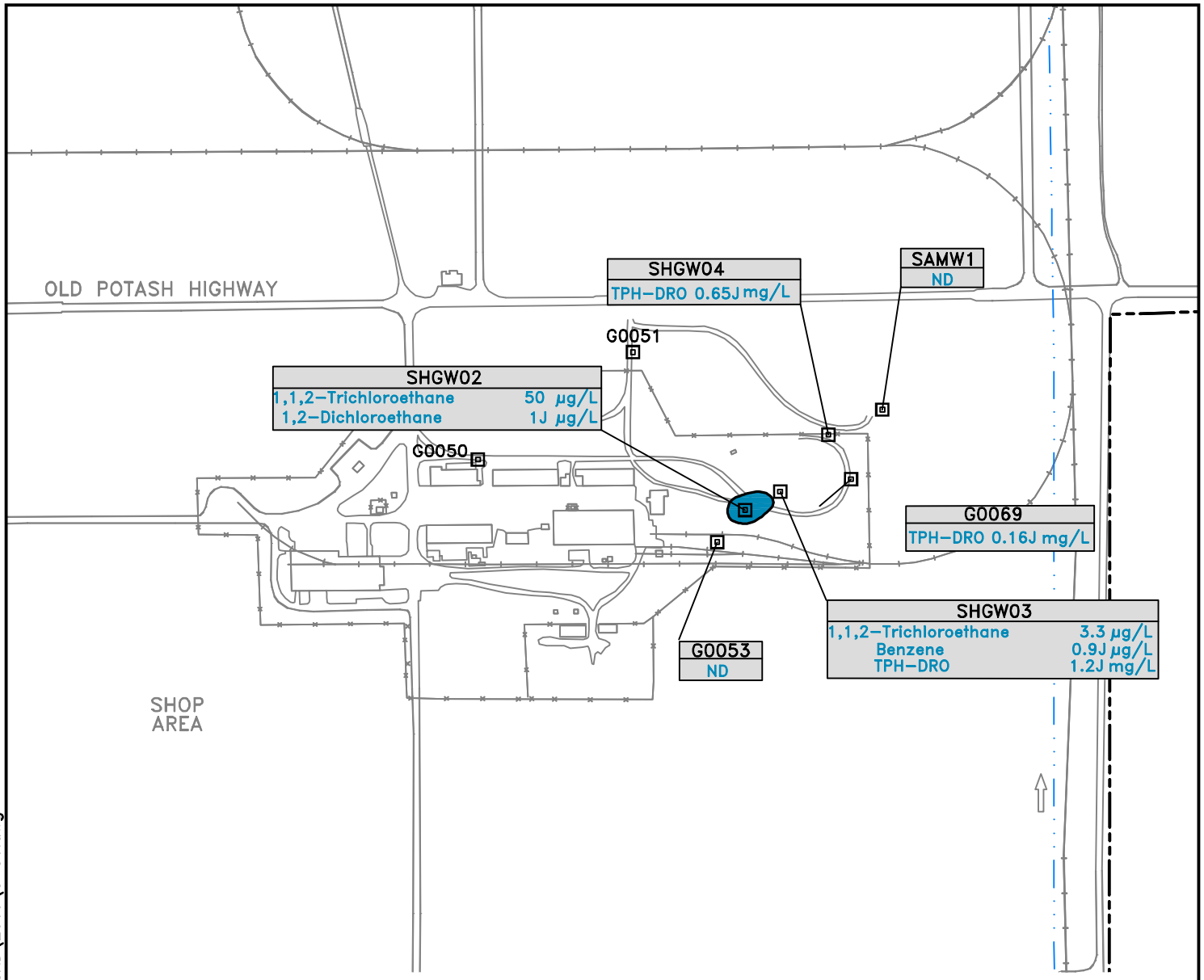

LEGEND:

- ON–POST GROUNDWATER MONITORING WELL
- VOC CONCENTRATION > MAXIMUM CONTAMINANT LEVEL (MCL) (1,1,2–TCA MCL IS 5 µg/L)
- FACILITY BOUNDARY
- DRAINAGE DITCH FLOW DIRECTION

1,1,2–TCA = 1,1,2–TRICHLOROETHANE
J = ESTIMATED QUALIFIER
Mg/L = MILLIGRAMS PER LITER
ND = NONDETECT
OU = OPERABLE UNIT
µg/L = MICROGRAMS PER LITER
VOC = VOLATILE ORGANIC COMPOUND
TPH–DRO = TOTAL PETROLEUM HYDROCARBON–DIESEL RANGE ORGANICS

0 500 1000
SCALE FEET

N

Brice ENGINEERING AECOM

VOC PLUME
SHOP AREA (OU3) MARCH 2006
CORNHUSKER ARMY AMMUNITION PLANT

DRN. BY: DPG	DATE: 01/24/19	PROJECT NO. 60565355	FIG. NO. 5–36
CHK'D. BY: DC	DATE: 01/24/19		

December 23, 2019 1:12:03 p.m.
Drawing: O:\DCS\Projects\ENV\60565355_CHAAP_2018\900_CAD_GIS\910_CAD\2019\5–36.dwg

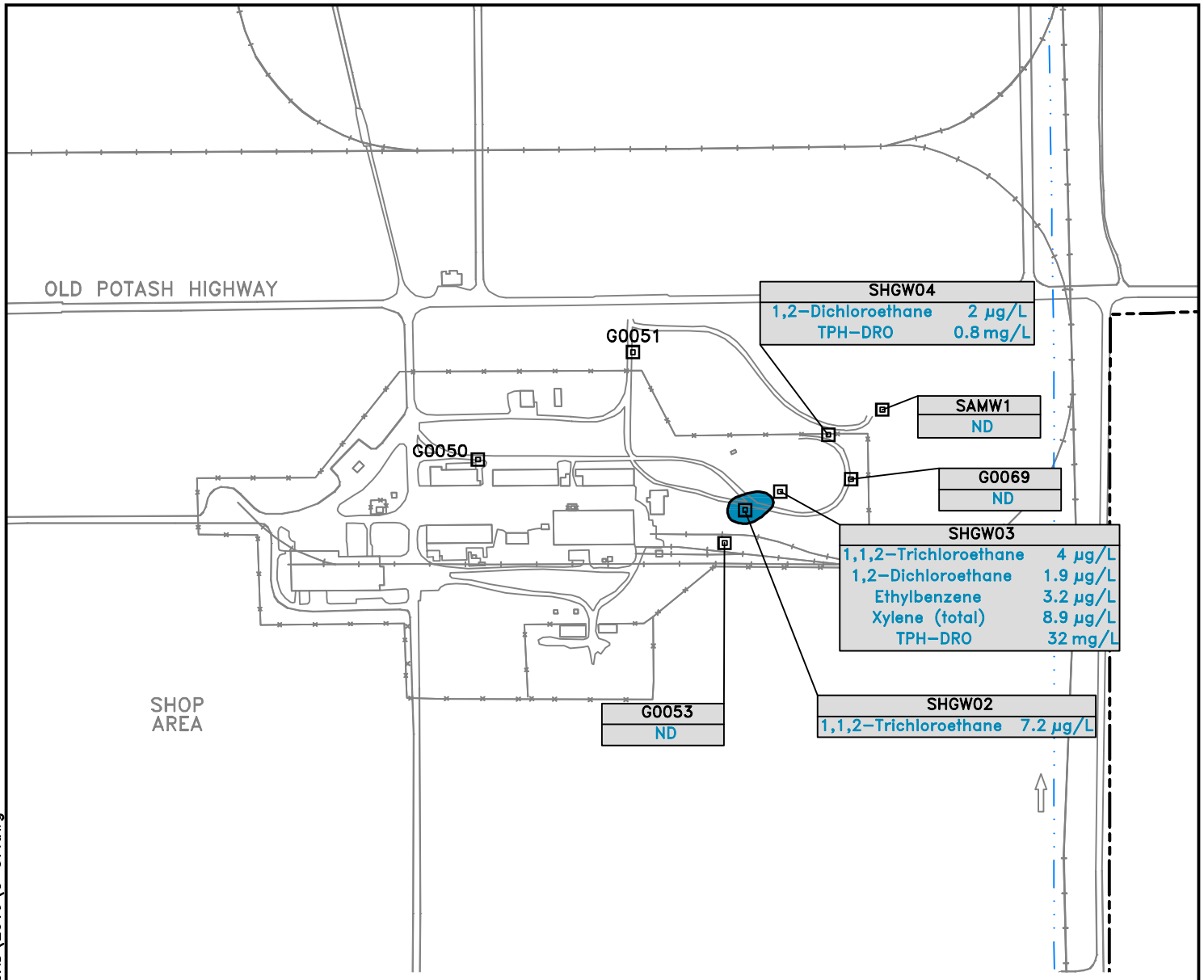

LEGEND:

- ON–POST GROUNDWATER MONITORING WELL
- VOC CONCENTRATION > MAXIMUM CONTAMINANT LEVEL (MCL) (1,1,2–TCA MCL IS 5 µg/L)
- FACILITY BOUNDARY
- DRAINAGE DITCH FLOW DIRECTION

1,1,2–TCA = 1,1,2–TRICHLOROETHANE
Mg/L = MILLIGRAMS PER LITER
ND = NONDETECT
OU = OPERABLE UNIT
µg/L = MICROGRAMS PER LITER
VOC = VOLATILE ORGANIC COMPOUND
TPH–DRO = TOTAL PETROLEUM HYDROCARBON–DIESEL RANGE ORGANICS

0 500 1000
SCALE FEET

N

Brice ENGINEERING AECOM

VOC PLUME
SHOP AREA (OU3) MARCH 2004
CORNHUSKER ARMY AMMUNITION PLANT

DRN. BY: DPG	DATE: 01/24/19	PROJECT NO. 60565355	FIG. NO. 5–37
CHK'D. BY: DC	DATE: 01/24/19		

December 23, 2019 1:12:44 p.m.
Drawing: O:\DCS\Projects\ENV\60565355_CHAAP_2018\900_CAD_GIS\910_CAD\2019\5–37.dwg

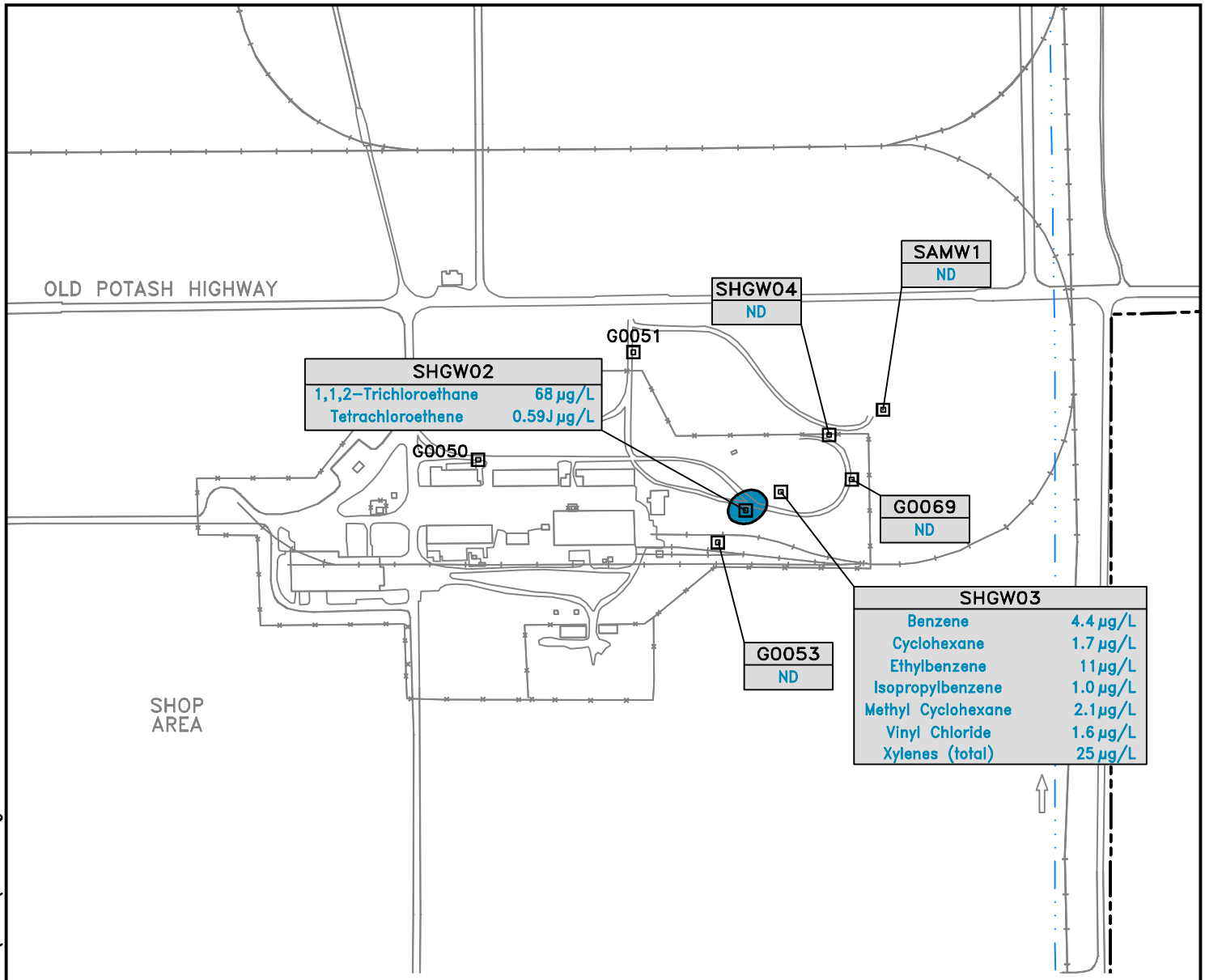

LEGEND:

- ON–POST GROUNDWATER MONITORING WELL
- VOC CONCENTRATION > MAXIMUM CONTAMINANT LEVEL (MCL) (1,1,2–TCA MCL IS 5 µg/L)
- FACILITY BOUNDARY
- DRAINAGE DITCH FLOW DIRECTION

1,1,2–TCA = 1,1,2–TRICHLOROETHANE
J = ESTIMATED QUALIFIER
Mg/L = MILLIGRAMS PER LITER
ND = NONDETECT
OU = OPERABLE UNIT
µg/L = MICROGRAMS PER LITER
VOC = VOLATILE ORGANIC COMPOUND

0 500 1000
SCALE FEET

N

Bruce ENGINEERING AECOM

VOC PLUME
SHOP AREA (OU3) MARCH 2002
CORNHUSKER ARMY AMMUNITION PLANT

DRN. BY: DPG	DATE: 09/19/19	PROJECT NO. 60565355	FIG. NO. 5–38
CHK'D. BY: DC	DATE: 09/19/19		

September 20, 2019 9:39:52 a.m.
Drawing: O:\DCS\Projects\ENV\60565355_CHAAP_2018\900_CAD_GIS\910_CAD\2019\5-38.dwg

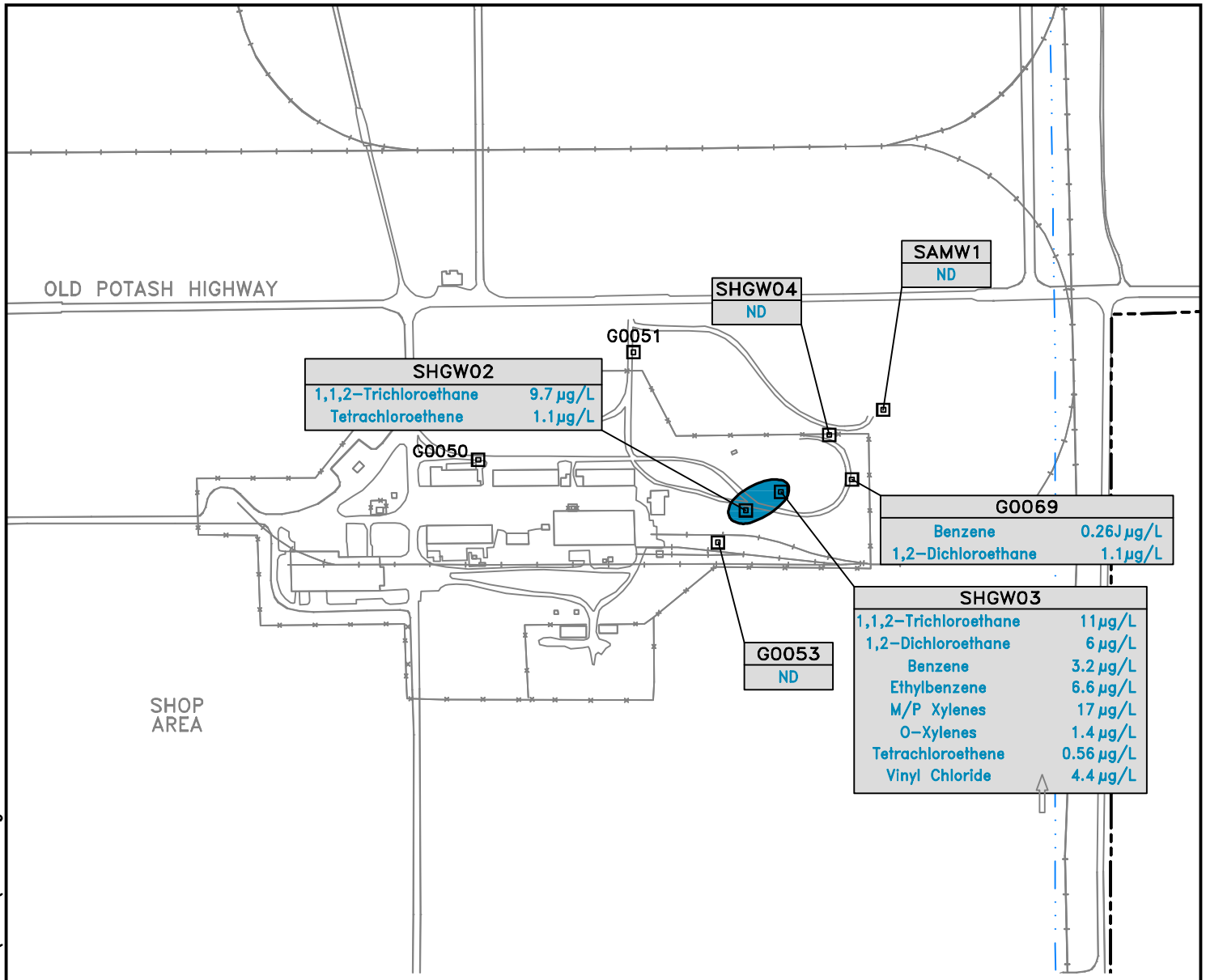

LEGEND:

- ON–POST GROUNDWATER MONITORING WELL
- VOC CONCENTRATION > MAXIMUM CONTAMINANT LEVEL (MCL) (1,1,2–TCA MCL IS 5 µg/L) (VINYL CHLORIDE MCL IS 2 µg/L)
- FACILITY BOUNDARY
- DRAINAGE DITCH FLOW DIRECTION

1,1,2–TCA = 1,1,2–TRICHLOROETHANE
J = ESTIMATED QUALIFIER
Mg/L = MILLIGRAMS PER LITER
ND = NONDETECT
OU = OPERABLE UNIT
µg/L = MICROGRAMS PER LITER
VOC = VOLATILE ORGANIC COMPOUND

0 500 1000
SCALE FEET

N

Brice ENGINEERING AECOM

VOC PLUME
SHOP AREA (OU3) MARCH 2000
CORNHUSKER ARMY AMMUNITION PLANT

DRN. BY: DPG	DATE: 01/24/19	PROJECT NO. 60565355	FIG. NO. 5–39
CHK'D. BY: DC	DATE: 01/24/19		

December 23, 2019 1:14:09 p.m.
Drawing: O:\DCS\Projects\ENV\60565355_CHAAP_2018\900_CAD_GIS\910_CAD\2019\5–39.dwg

TABLES INCLUDED:

Table F-1 Comparison of Measured Groundwater Elevations and Model-Predicted Groundwater Elevations – May 2022
Table F-2 Summary of Flow Model Calibration Statistics – May 2022
Table F-3 Contaminant Fate and Transport Input Parameters
Table F-4 Explosives Mass Estimations and Percent Reductions

FIGURES INCLUDED:

Figure F-1 Water Table Elevation Map – May 2022
Figure F-2 May/June 2021 RDX Input Concentrations
Figure F-3 May/June 2021 Input Concentrations
Figure F-4 May 2022 RDX Input Concentrations
Figure F-5 May 2022 TNT Input Concentrations
Figure F-6 RDX and TNT Residual Source Concentrations
Figure F-7 Injection Treatment Zone Locations and Assigned Half-Life Values
Figure F-8 Model-Predicted RDX Transport Over 1 Year
Figure F-9 Model-Predicted RDX Transport Over 2 Years
Figure F-10 Model-Predicted RDX Transport Over 3 Years
Figure F-11 Model-Predicted RDX Transport Over 4 Years
Figure F-12 Model-Predicted RDX Transport Over 5 Years
Figure F-13 Model-Predicted RDX Transport Over 6 Years
Figure F-14 Model-Predicted RDX Transport Over 7 Years
Figure F-15 Model-Predicted RDX Transport Over 8 Years
Figure F-16 Model-Predicted TNT Transport Over 1 Year
Figure F-17 Model-Predicted TNT Transport Over 2 Years
Figure F-18 Model-Predicted TNT Transport Over 3 Years
Figure F-19 Model-Predicted TNT Transport Over 4 Years
Figure F-20 Model-Predicted TNT Transport Over 5 Years
Figure F-21 Model-Predicted TNT Transport Over 6 Year
Figure F-22 Model-Predicted TNT Transport Over 7 Years
Figure F-23 Model-Predicted TNT Transport Over 8 Years

TABLE F-1
COMPARISON OF MEASURED GROUNDWATER ELEVATIONS AND MODEL-PREDICTED GROUNDWATER ELEVATIONS - MAY 2022
2022 ANNUAL REPORT
CORNHUSKER ARMY AMMUNITION PLANT

Observation Location	Observation Well Name	Groundwater Elevation May 2022 (Feet Above Mean Sea Level)	Model-Predicted Baseline Groundwater Elevation (Feet Above Mean Sea Level)	Model-Predicted Head Difference (Feet)
On-Post Area				
	G0017	1895.46	1895.634	0.174
	G0022	1885.57	1885.574	0.004
	G0023	1887.28	1886.970	-0.310
	G0024	1882.10	1882.154	0.054
	G0044	1900.81	1901.709	0.899
	G0066R	1891.96	1891.992	0.032
	G0067	1888.40	1887.954	-0.446
	G0075	1884.14	1884.205	0.065
	G0080	1883.75	1883.822	0.072
	G0081	1884.60	1884.654	0.054
	G0082	1884.87	1884.940	0.070
	G0083	1885.37	1885.398	0.028
	G0084	1888.67	1888.794	0.124
	G0085	1889.37	1889.342	-0.028
	G0086	1883.04	1883.033	-0.007
	G0087	1883.45	1883.597	0.147
	G0088	1884.53	1884.618	0.088
	G0089	1884.83	1885.037	0.207
	G0090	1885.07	1885.298	0.228
	G0091	1881.92	1881.338	-0.582
	G0093	1887.35	1887.058	-0.292
	G0094	1888.14	1887.793	-0.347
	G0095	1892.74	1892.084	-0.656
	G0096	1888.25	1887.941	-0.309
	G0097	1888.07	1887.810	-0.260
	G0098	1887.92	1887.626	-0.294
	G0099	1888.80	1888.041	-0.759
	G0100	1891.94	1891.989	0.049
	G0101	1891.95	1892.010	0.060
	G0108	1887.63	1887.298	-0.332
	G0109	1888.27	1887.812	-0.458
	G0110	1887.66	1887.418	-0.242

Notes:

[1]For the statistical calibration evaluation, the flow model calibration targets were subdivided by location into 1) On-Post Area, 2) Off-Post Area, and 3) City of Grand Island.

TABLE F-1
COMPARISON OF MEASURED GROUNDWATER ELEVATIONS AND MODEL-PREDICTED GROUNDWATER ELEVATIONS - MAY 2022
2022 ANNUAL REPORT
CORNHUSKER ARMY AMMUNITION PLANT

Observation Location	Observation Well Name	Groundwater Elevation May 2022 (Feet Above Mean Sea Level)	Model-Predicted Baseline Groundwater Elevation (Feet Above Mean Sea Level)	Model-Predicted Head Difference (Feet)
	G0111	1891.81	1891.831	0.021
	G0112	1887.61	1887.345	-0.265
	G0113	1887.72	1887.395	-0.325
	G0114	1888.03	1887.738	-0.292
	G0115	1891.83	1891.786	-0.044
	G0116	1890.35	1890.439	0.089
	G0117	1890.15	1890.801	0.651
	G0118	1887.84	1887.510	-0.330
	G0119	1892.22	1892.277	0.057
	G0121	1892.50	1892.288	-0.212
	PZ001	1900.89	1901.557	0.667
	PZ004	1900.81	1901.371	0.561
	PZ005	1898.69	1899.418	0.728
	PZ007	1894.95	1895.342	0.392
	PZ009	1891.02	1891.207	0.187
	PZ010	1890.99	1891.163	0.173
	PZ011	1891.15	1891.263	0.113
	PZ012	1891.16	1891.365	0.205
	PZ013	1890.78	1890.878	0.098
	PZ014	1890.23	1890.393	0.163
	PZ015	1886.36	1887.075	0.715
	PZ016	1887.60	1887.299	-0.301
	PZ017R	1882.22	1882.317	0.097
	PZ018	1882.28	1882.412	0.132
	PZ019	1882.55	1882.621	0.071
	PZ020	1882.01	1882.014	0.004
	SAMW1	1888.48	1888.092	-0.388
	SHGW02	1888.98	1888.847	-0.133
	SHGW03	1888.85	1888.710	-0.140
	SHGW04	1888.52	1888.375	-0.145
			Absolute Residual Mean	0.248

Notes:

[1]For the statistical calibration evaluation, the flow model calibration targets were subdivided by location into 1) On-Post Area, 2) Off-Post Area, and 3) City of Grand Island.

TABLE F-1
COMPARISON OF MEASURED GROUNDWATER ELEVATIONS AND MODEL-PREDICTED GROUNDWATER ELEVATIONS - MAY 2022
2022 ANNUAL REPORT
CORNHUSKER ARMY AMMUNITION PLANT

Observation Location	Observation Well Name	Groundwater Elevation May 2022 (Feet Above Mean Sea Level)	Model-Predicted Baseline Groundwater Elevation (Feet Above Mean Sea Level)	Model-Predicted Head Difference (Feet)
Off-Post Area	NW020	1881.83	1881.708	-0.122
	NW060	1874.42	1874.459	0.039
	NW070	1873.27	1873.175	-0.095
			Absolute Residual Mean	0.085
City of Grand Island	CA211	1875.34	1875.589	0.249
			Absolute Residual Mean	0.249

Notes:

[1]For the statistical calibration evaluation, the flow model calibration targets were subdivided by location into 1) On-Post Area, 2) Off-Post Area, and 3) City of Grand Island.

TABLE F-2
SUMMARY OF FLOW MODEL CALIBRATION STATISTICS - MAY 2022
2022 ANNUAL REPORT
CORNHUSKER ARMY AMMUNITION PLANT

Observation Location	Number of Calibration Data Points	Absolute Residual Mean (feet)	Total Head Change Within Flow Region (feet)	Absolute Residual Mean as a Percentage of Total Head Change (%)
On-Post Area	62	0.248	18.97	1.307
Off-Post Area	3	0.085	8.56	0.997
City of Grand Island	1	0.249	27.62	0.902
Total Model	66	0.241	27.62	0.871

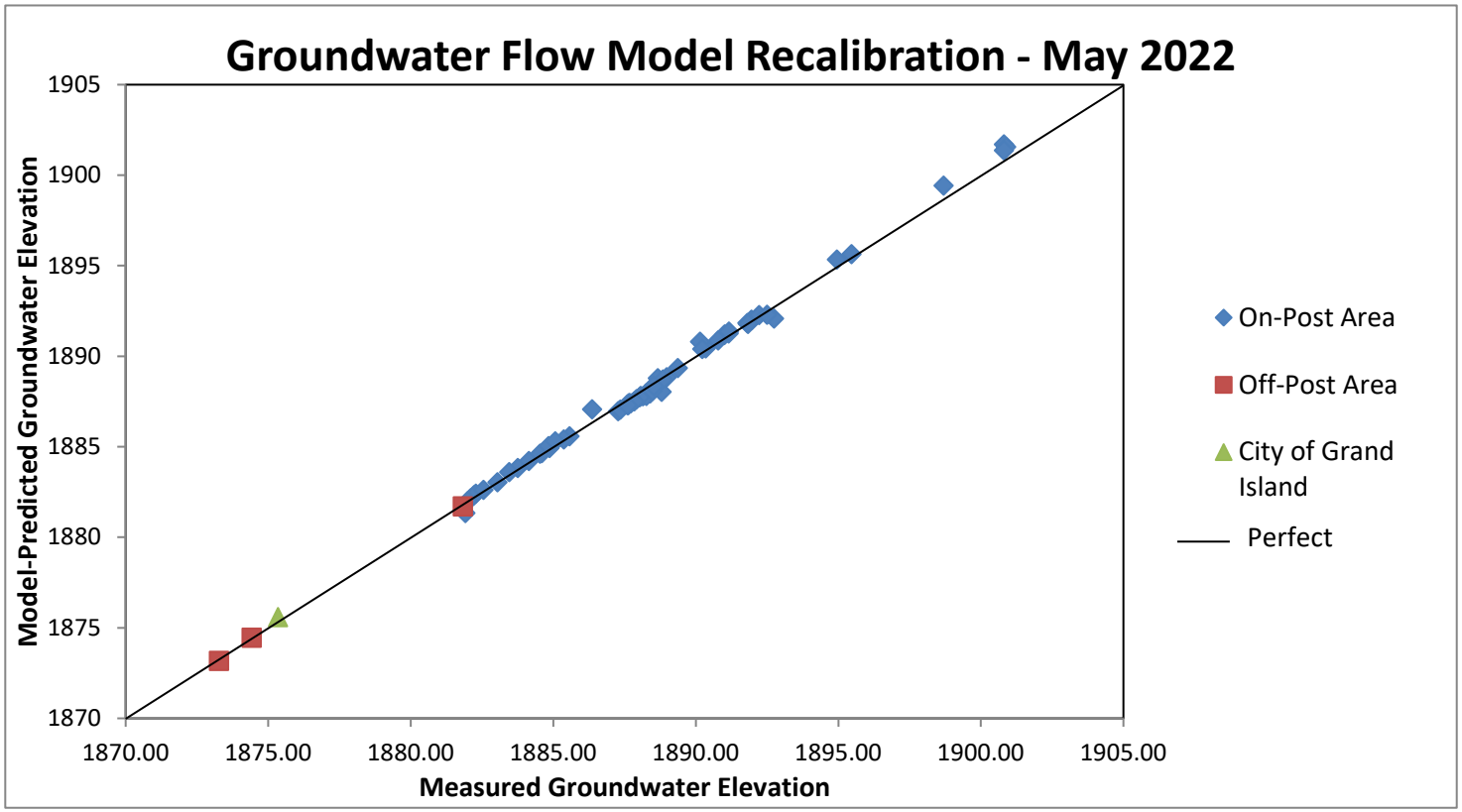

TABLE F-3
CONTAMINANT FATE AND TRANSPORT MODEL INPUT PARAMETERS
2022 ANNUAL REPORT
CORNHUSKER ARMY AMMUNITION PLANT

	Aquifer Parameters		Contaminant Parameters						
Contaminant	Bulk Density	Total Organic Carbon	Half-Life[1] (Natural Attenuation)	Half-Life[1] (Wall[2])	Half-Life[1] (Downgradient)	Half-Life[1] (Continuous Source)	Sorption Coefficient (Kd)	Organic Carbon / Water Partition Coefficient (Koc)	Range of Continuous Source Concentrations[3]
RDX	118 lb/ft^3	0.00089	7.3 years	0.92	5.85	1-2 year(s)	6.5E-10 µg/L	73 mL/g	0 to 37 µg/L
TNT			5.7 years	0.86	2.88	1-2 year(s)	4.7E-10 µg/L	525 mL/g	0 to 39 µg/L

Notes:

The parameters presented here are relevant to the OU1 RAO injection area and were used to calculate the contaminant masses in the OU1 RAO injection area. Aquifer and contaminant parameters not listed here are presented in Groundwater Flow and Contaminant Fate and Transport Modeling (URS 2001).

[1]Half-Life is entered as First-Order Irreversible Decay ($\lambda=t_{1/2}\ln 2$) in VisualMODFLOW 4.0.

[2]The location of each injection wall is shown on **Figure F-7**.

[3]The locations of the continuous source concentrations are shown on **Figure F-6**.

µg = micrograms

n/a = not applicable

ft^3 = cubic feet

g = grams(s)

lb = pound(s)

mL = mililiters

OU1 RAO= Operable Unit 1 Remedial Action Operation

RDX = hexahydro- 1,3,5-trinitro-1,3,5-triazine

TNT = 2,4,6-trinitrotoluene

TABLE F-4
EXPLOSIVES MASS ESTIMATIONS AND PERCENT REDUCTIONS
2022 ANNUAL REPORT
CORNHUSKER ARMY AMMUNITION PLANT

May/June 2021			
Explosives Parameter(s)	**Load Line Treatment Areas (mass in pounds)**	**Between EW6 and EW7 Treatment Area (mass in pounds)**	**Total Area (mass in pounds)**
RDX	1.43	0.12	1.55
TNT	0.56	19.67	20.23
RDX+TNT	1.99	19.79	21.78

May 2022					
Explosive Parameter(s)	**Load Line Treatment Areas (mass in pounds)**	**Between EW6 and EW7 Treatment Area (mass in pounds)**	**Total Area (mass in pounds)**	**Load Line Treatment Areas (percent reduction since 2021)**	**Between EW6 and EW7 Treatment Area (percent reduction since 2021)**
RDX	0.57	0.00	0.57	60.1%	100.0%
TNT	0.44	17.74	18.18	22.3%	9.8%
RDX+TNT	1.01	17.74	18.75	49.2%	10.4%

Notes:

The explosives mass was estimated using the CHAAP groundwater contaminant fate and transport model.

% = percent

CHAAP = Cornhusker Army Ammunition Plant

RDX = hexahydro-1,3,5-trinitro-1,3,5-triazine

TNT = 2,4,6-trinitrotoluene

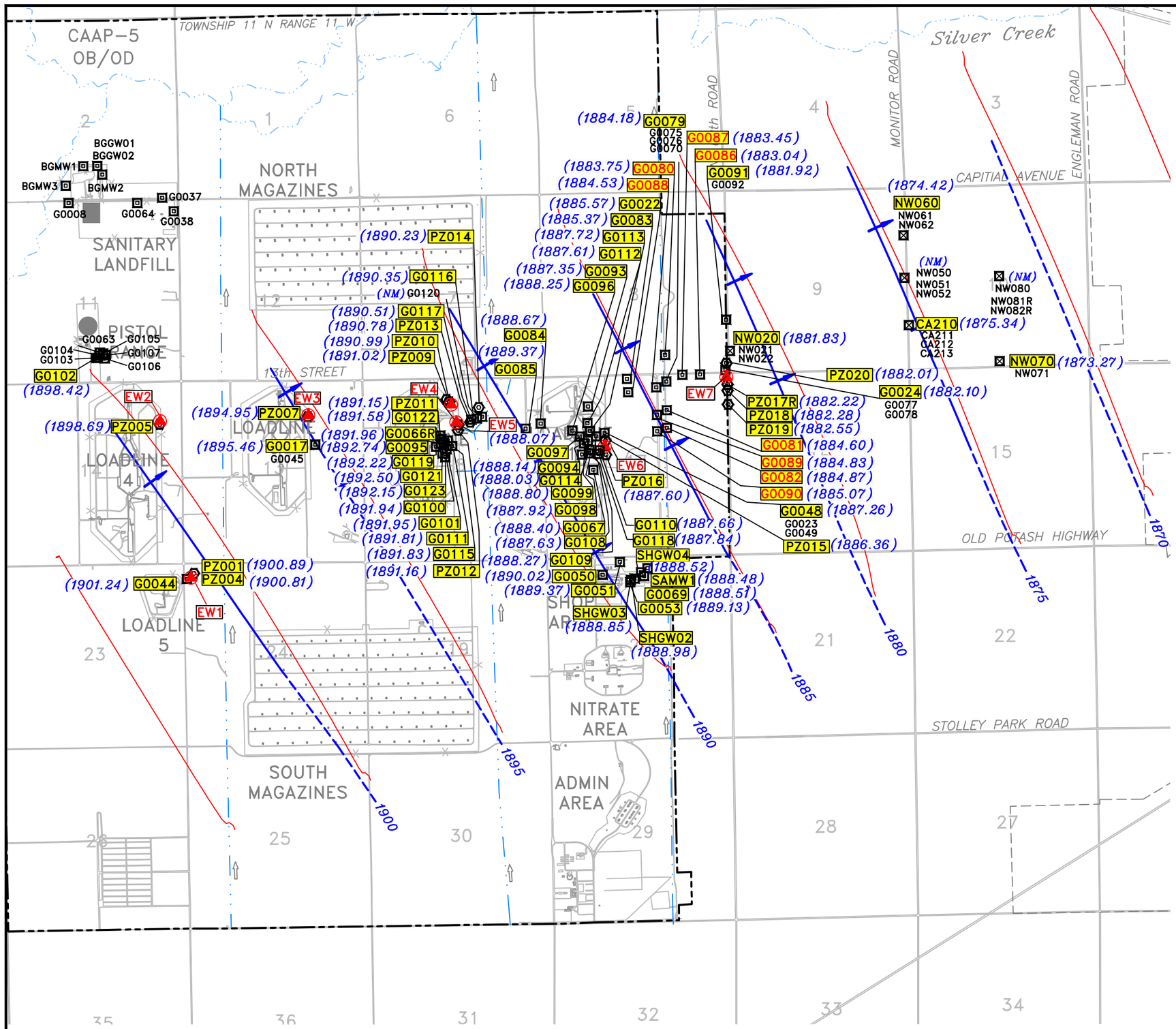

LEGEND:

- ON-POST GROUNDWATER MONITORING WELL
- OFF-POST GROUNDWATER MONITORING WELL
- ON-POST PIEZOMETER
- INACTIVE GROUNDWATER EXTRACTION WELL
- G0029 — SHALLOW WATER TABLE SURFACE WELLS MEASURED TO CONSTRUCT THE MAP (TOP GRAND ISLAND FORMATION)
- G0033 — SHALLOW-INTERMEDIATE WELLS MEASURED TO CONSTRUCT THE MAP (MIDDLE GRAND ISLAND FORMATION)
- ROADS
- FACILITY BOUNDARY
- GRAND ISLAND CITY LIMITS
- SURFACE DRAINAGE
- —1890— WATER TABLE ELEVATION CONTOURS – MAY 2022 (FEET ABOVE MEAN SEA LEVEL)
- INFERRED WATER TABLE ELEVATION CONTOURS – MAY 2022 (FEET ABOVE MEAN SEA LEVEL)
- MODEL-PREDICTED WATER TABLE ELEVATION CONTOURS – MAY 2022
- INTERPRETED GROUNDWATER FLOW DIRECTION
- 1 SECTION NUMBER
- NM NOT MEASURED

N

0 4000 8000

SCALE FEET

Bruce ENGINEERING AECOM

WATER TABLE ELEVATION MAP –
MAY 2022
CORNHUSKER ARMY AMMUNITION PLANT

DRN. BY: DPG	DATE: 08/22/22	PROJECT NO. 60565355	FIG. NO. F-1
CHK'D. BY: KW	DATE: 08/22/22		

August 22, 2022 11:01:24 a.m.
Drawing: O:\DCS\Projects\ENV\60565355_CHAAP_2018\900_CAD_GIS\910_CAD\2022\F-1.dwg



LEGEND

- FACILITY BOUNDARY
- DRAINAGE DITCH FLOW DIRECTION
- SURFACE DRAINAGE
- EW1 GROUNDWATER EXTRACTION WELL

INPUT CONCENTRATIONS

- RDX CONCENTRATIONS >2 µg/L
- RDX CONCENTRATIONS >5 µg/L
- RDX CONCENTRATIONS >10 µg/L
- RDX CONCENTRATIONS >20 µg/L
- RDX CONCENTRATIONS >40 µg/L
- RDX CONCENTRATIONS >70 µg/L

N

1000 500 0 1000

SCALE IN FEET

Bruce ENGINEERING

AECOM

MAY/JUNE 2021 VMODFLOW RDX INPUT CONCENTRATIONS
CORNHUSKER ARMY AMMUNITION PLANT

DRN. BY: DPG	DATE: 08/22/22	PROJECT NO. 60565355	FIG. NO. F-2
CHK'D. BY: KW	REVISION: 0		

August 22, 2022 11:03:37 a.m.
Drawing: O:\DCS\Projects\ENV\60565355_CHAAP_2018\900_CAD_GIS\910_CAD\2022\F-2.dwg

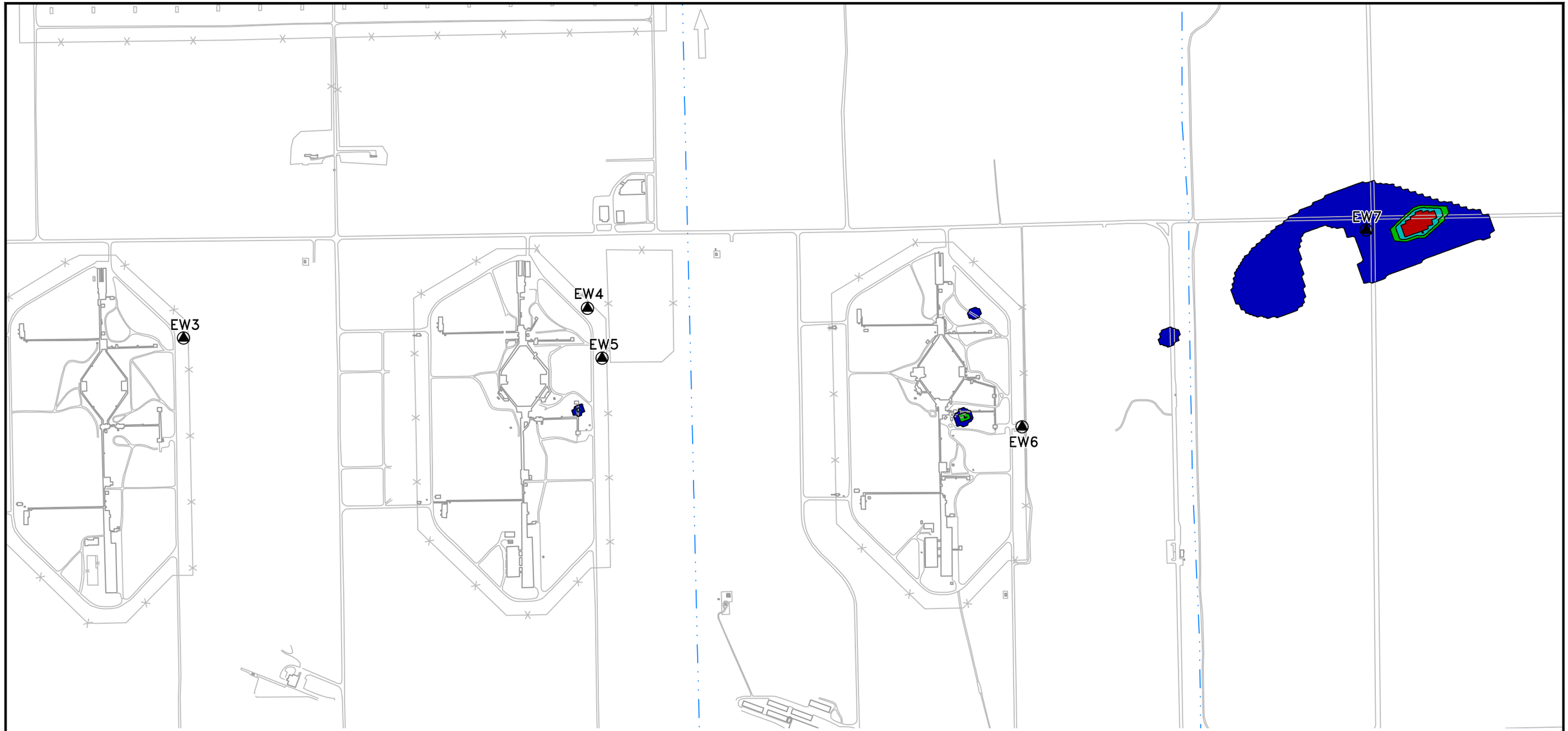

LEGEND

- FACILITY BOUNDARY
- DRAINAGE DITCH FLOW DIRECTION
- SURFACE DRAINAGE
- EW1 GROUNDWATER EXTRACTION WELL

INPUT CONCENTRATIONS

- TNT CONCENTRATIONS >2 µg/L
- TNT CONCENTRATIONS >5 µg/L
- TNT CONCENTRATIONS >10 µg/L
- TNT CONCENTRATIONS >20 µg/L

N

1000 500 0 1000

SCALE IN FEET

Bruce ENGINEERING

AECOM

MAY/JUNE 2021 VMODFLOW TNT INPUT CONCENTRATIONS
CORNHUSKER ARMY AMMUNITION PLANT

DRN. BY: DPG	DATE: 8/22/22	PROJECT NO. 60565355	FIG. NO. F-3
CHK'D. BY: KW	REVISION: 0		

August 22, 2022 11:05:13 a.m.
Drawing: O:\DCS\Projects\ENV\60565355_CHAAP_2018\900_CAD_GIS\910_CAD\2022\F-3.dwg

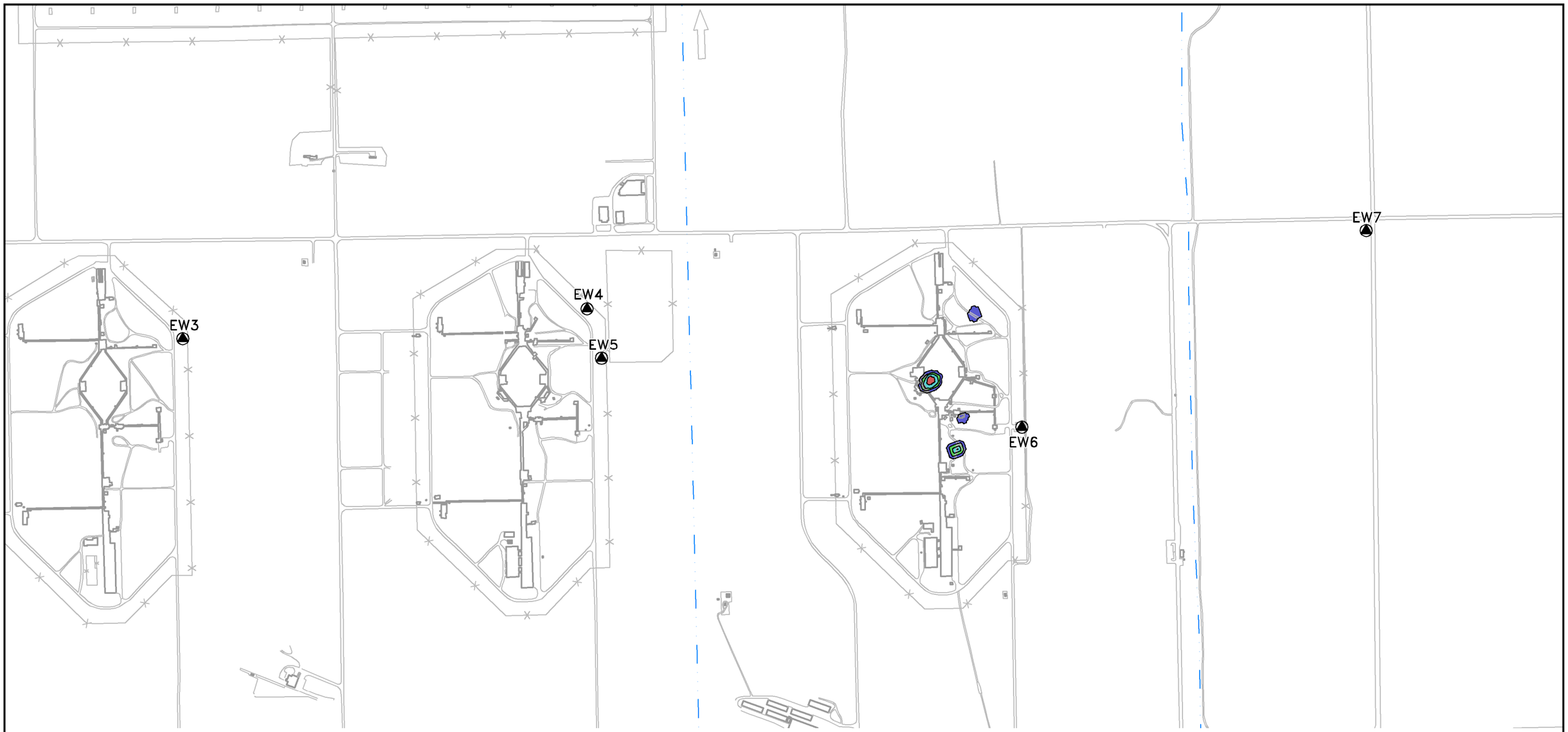

INPUT CONCENTRATIONS

- RDX CONCENTRATIONS >2 µg/L
- RDX CONCENTRATIONS >5 µg/L
- RDX CONCENTRATIONS >10 µg/L
- RDX CONCENTRATIONS >20 µg/L

LEGEND

- FACILITY BOUNDARY
- DRAINAGE DITCH FLOW DIRECTION
- SURFACE DRAINAGE
- EW1 GROUNDWATER EXTRACTION WELL

N

1000 500 0 1000

SCALE IN FEET

Bryce ENGINEERING AECOM

MAY 2022 VMODFLOW RDX INPUT CONCENTRATIONS
CORNHUSKER ARMY AMMUNITION PLANT

DRN. BY: DPG	DATE: 09/06/22	PROJECT NO. 60565355	FIG. NO. F-4
CHK'D. BY: KW	REVISION: 0		

September 06, 2022 11:29:25 a.m.
Drawing: O:\DCS\Projects\ENV\60565355_CHAAP_2018\900_CAD_GIS\910_CAD\2022\F-4.dwg

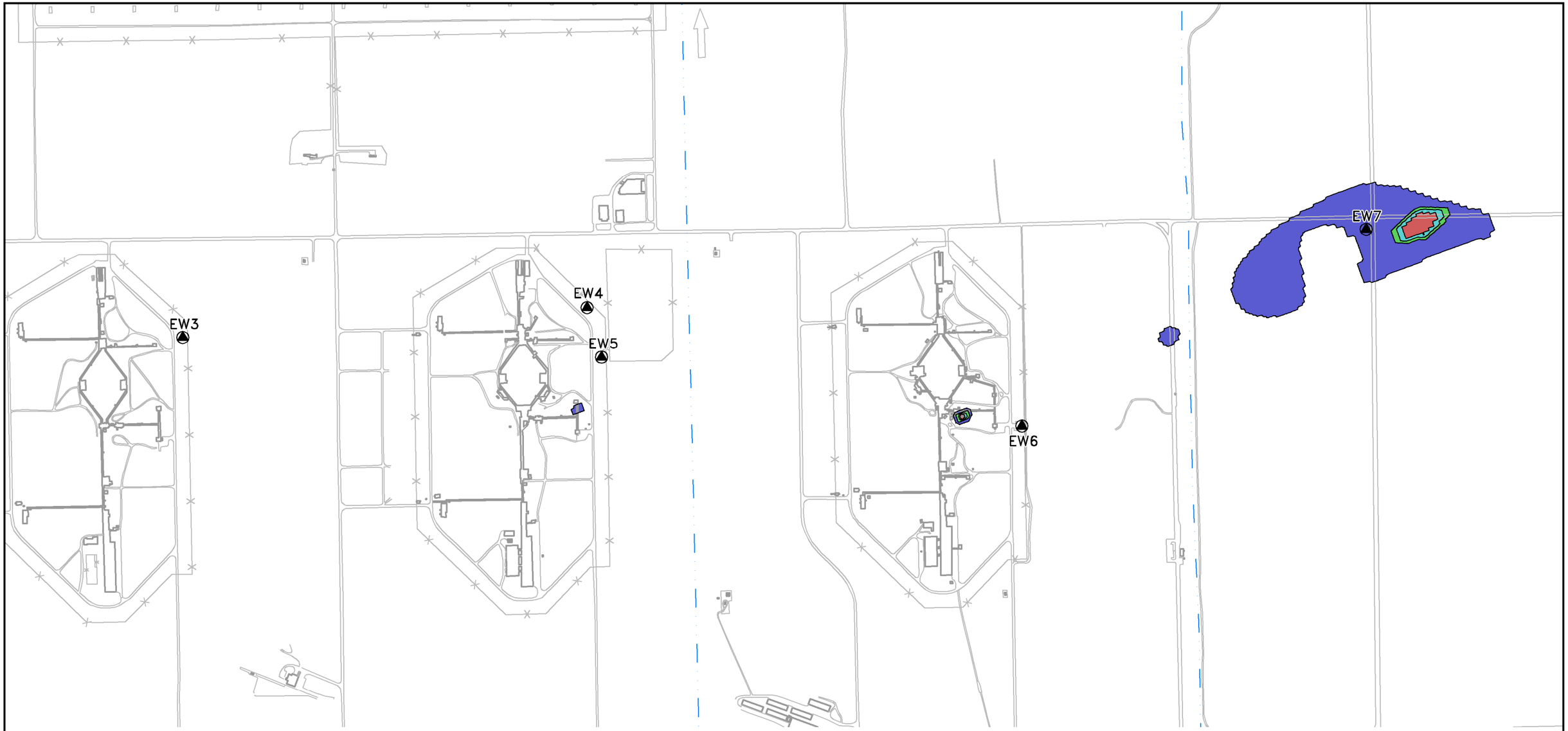

LEGEND

- FACILITY BOUNDARY
- DRAINAGE DITCH FLOW DIRECTION
- SURFACE DRAINAGE
- EW1 GROUNDWATER EXTRACTION WELL

INPUT CONCENTRATIONS

- TNT CONCENTRATIONS >2 µg/L
- TNT CONCENTRATIONS >5 µg/L
- TNT CONCENTRATIONS >10 µg/L
- TNT CONCENTRATIONS >20 µg/L

N

1000 500 0 1000

SCALE IN FEET

Bryce ENGINEERING

AECOM

MAY 2022 VMODFLOW TNT INPUT CONCENTRATIONS
CORNHUSKER ARMY AMMUNITION PLANT

DRN. BY: DPG	DATE: 08/23/22	PROJECT NO. 60565355	FIG. NO. F-5
CHK'D. BY: KW	REVISION: 0		

September 06, 2022 11:26:57 a.m.
Drawing: O:\DCS\Projects\ENV\60565355_CHAAP_2018\900_CAD_GIS\910_CAD\2022\F-5.dwg

EW3

EW4

EW5

TNT 4 µg/L

RDX 4.4 µg/L

RDX 37 µg/L

RDX 3.6 µg/L
TNT 39 µg/L

EW6

RDX 21 µg/L

EW7

LEGEND

- FACILITY BOUNDARY
- DRAINAGE DITCH FLOW DIRECTION
- SURFACE DRAINAGE
- EW1 GROUNDWATER EXTRACTION WELL

CONTINUOUS SOURCE CONCENTRATIONS (µg/L)

	RDX	TNT
	0	4
	4.4	0
	3.6	39
	37	0
	21	0

N

1000 500 0 1000

SCALE IN FEET

Bryce ENGINEERING

AECOM

RDX AND TNT CONTINUOUS SOURCE CONCENTRATIONS
CORNHUSKER ARMY AMMUNITION PLANT

DRN. BY: DPG	DATE: 10/27/21	PROJECT NO. 60565355	FIG. NO. F-6
CHK'D. BY: KW	REVISION: 0		

February 14, 2023 10:44:11 a.m.
Drawing: O:\DCS\Projects\ENV\60565355_CHAAP_2018\900_CAD_GIS\910_CAD\2022\F-6.dwg

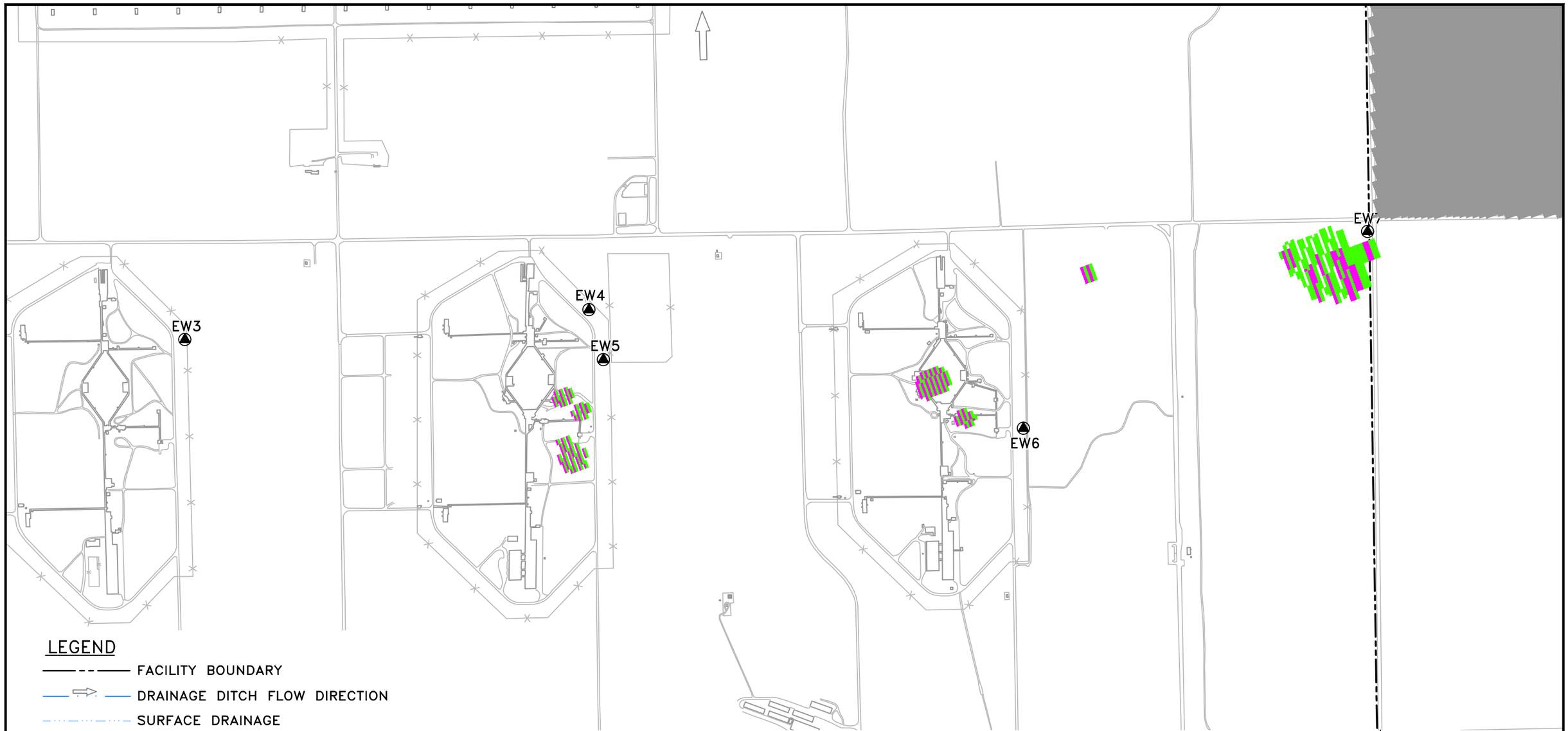

LEGEND

- FACILITY BOUNDARY
- DRAINAGE DITCH FLOW DIRECTION
- SURFACE DRAINAGE
- EW1 GROUNDWATER EXTRACTION WELL

NOTE:

1. TREATMENT ZONES SHOWN ARE IN LAYERS 1 AND 2 OF THE CHAAP MODEL
2. LAYER 3 HAS A NATURAL ATTENUATION HALF-LIFE OF 2.7 YEARS FOR TNT AND 4.3 YEARS FOR RDX
3. FEEDLOT TREATMENT ZONE IS ACTIVE IN ALL THREE LAYERS
4. WESBLEND TREATMENT WALLS INJECTED IN 2016 AND PRIOR ARE SET AT THE NATURAL ATTENUATION RATE IN THE CHAAP MODEL BECAUSE THE WALLS ARE NO LONGER EFFECTIVE (NOT SHOWN).

	HALF-LIFE (IN YEARS)	
	TNT	RDX
2020 TREATMENT WALL	0.86	0.92
2019 TREATMENT WALL AND 2020 DOWNGRADIENT TREATMENT ZONE	2.88	5.85
FEEDLOT TREATMENT ZONE	2.4	3.6
NATURAL ATTENUATION	5.7	7.3

Bruce ENGINEERING AECOM

INJECTION TREATMENT ZONE LOCATIONS AND ASSIGNED HALF-LIFE VALUES
CORNHUSKER ARMY AMMUNITION PLANT

DRN. BY: DPG	DATE: 08/22/22	PROJECT NO. 60565355	FIG. NO. F-7
CHK'D. BY: KW	REVISION: 0		

August 22, 2022 10:50:07 a.m.
Drawing: O:\DCS\Projects\ENV\60565355_CHAAP_2018\900_CAD_GIS\910_CAD\2022\F-7.dwg

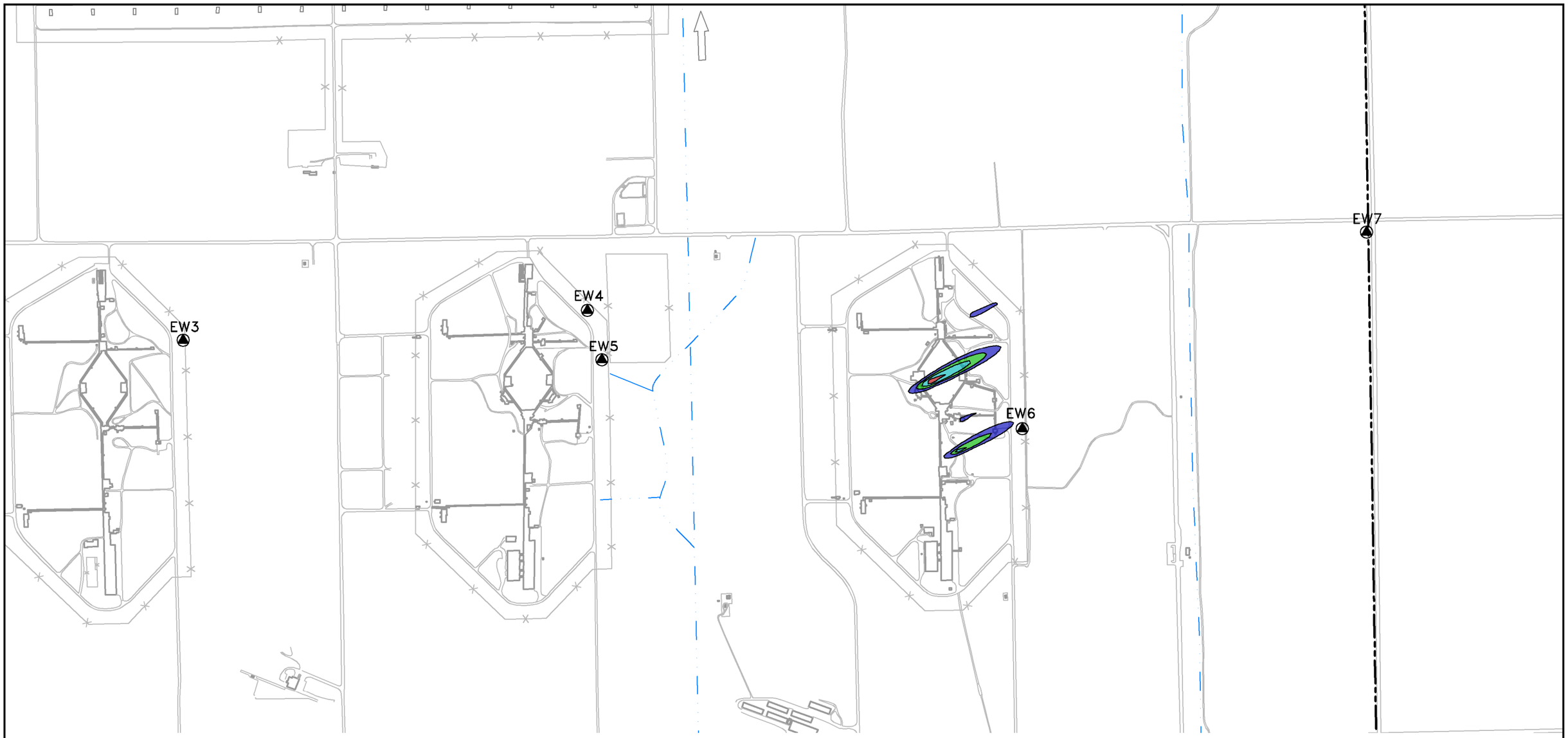

LEGEND

- FACILITY BOUNDARY
- DRAINAGE DITCH FLOW DIRECTION
- SURFACE DRAINAGE
- EW1 GROUNDWATER EXTRACTION WELL

INPUT CONCENTRATIONS

- RDX CONCENTRATIONS >2 µg/L
- RDX CONCENTRATIONS >5 µg/L
- RDX CONCENTRATIONS >10 µg/L
- RDX CONCENTRATIONS >20 µg/L

N

1000 500 0 1000

SCALE IN FEET

Bruce ENGINEERING

AECOM

MODEL–PREDICTED RDX TRANSPORT OVER 1 YEAR
CORNHUSKER ARMY AMMUNITION PLANT

DRN. BY: DPG	DATE: 09/02/22	PROJECT NO. 60565355	FIG. NO. F-8
CHK'D. BY: DW	REVISION: 0		

September 15, 2022 7:53:16 a.m.
Drawing: O:\DCS\Projects\ENV\60565355_CHAAP_2018\900_CAD_GIS\910_CAD\2022\F-8.dwg

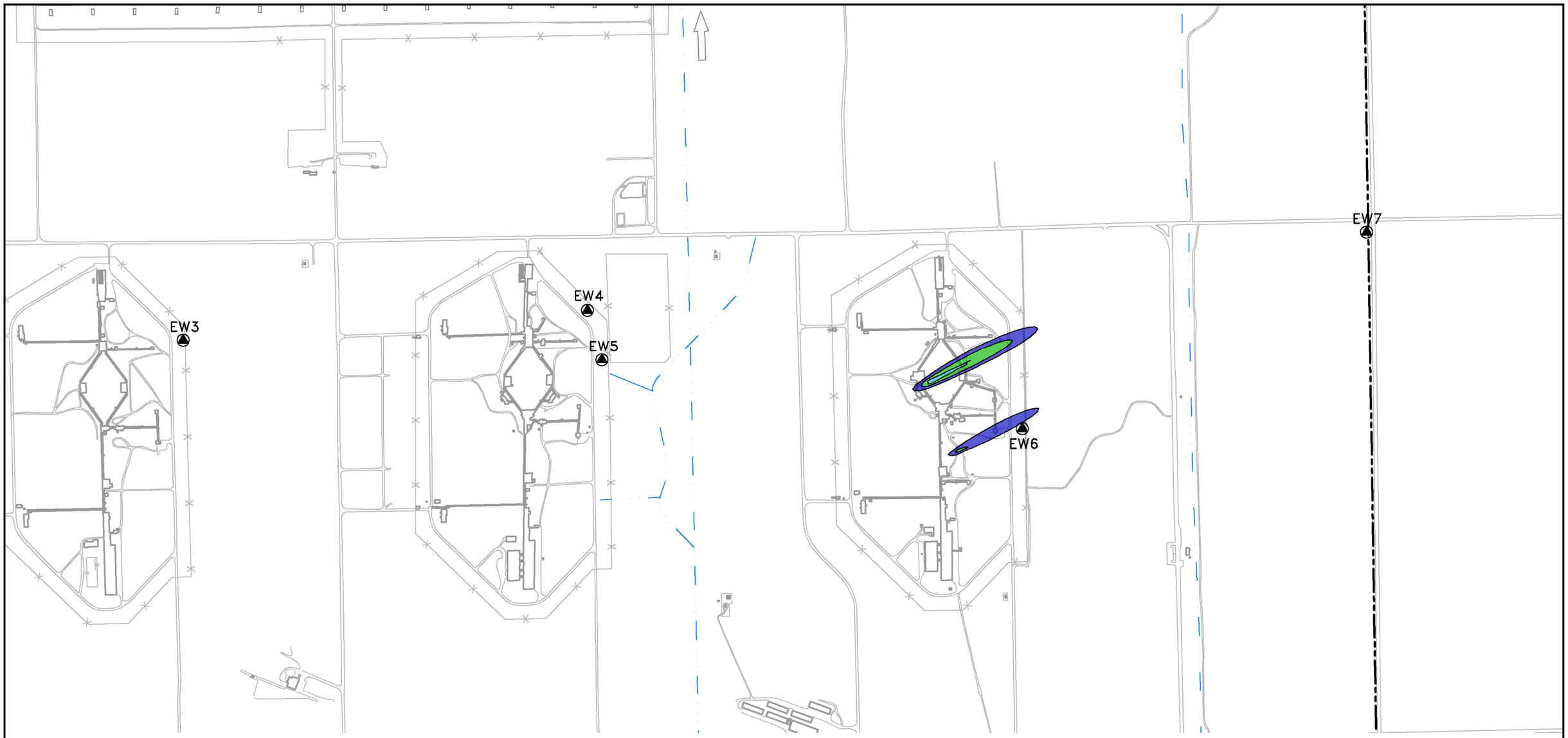

LEGEND

- FACILITY BOUNDARY
- DRAINAGE DITCH FLOW DIRECTION
- SURFACE DRAINAGE
- EW1 GROUNDWATER EXTRACTION WELL

INPUT CONCENTRATIONS

- RDX CONCENTRATIONS >2 µg/L
- RDX CONCENTRATIONS >5 µg/L
- RDX CONCENTRATIONS >10 µg/L

N

1000 500 0 1000

SCALE IN FEET

Bruce ENGINEERING

AECOM

MODEL–PREDICTED RDX TRANSPORT OVER 2 YEARS
CORNHUSKER ARMY AMMUNITION PLANT

DRN. BY: DPG	DATE: 09/02/22	PROJECT NO. 60565355	FIG. NO. F-9
CHK'D. BY: KW	REVISION: 0		

September 15, 2022 7:54:34 a.m.
Drawing: O:\DCS\Projects\ENV\60565355_CHAAP_2018\900_CAD_GIS\910_CAD\2022\F-9.dwg

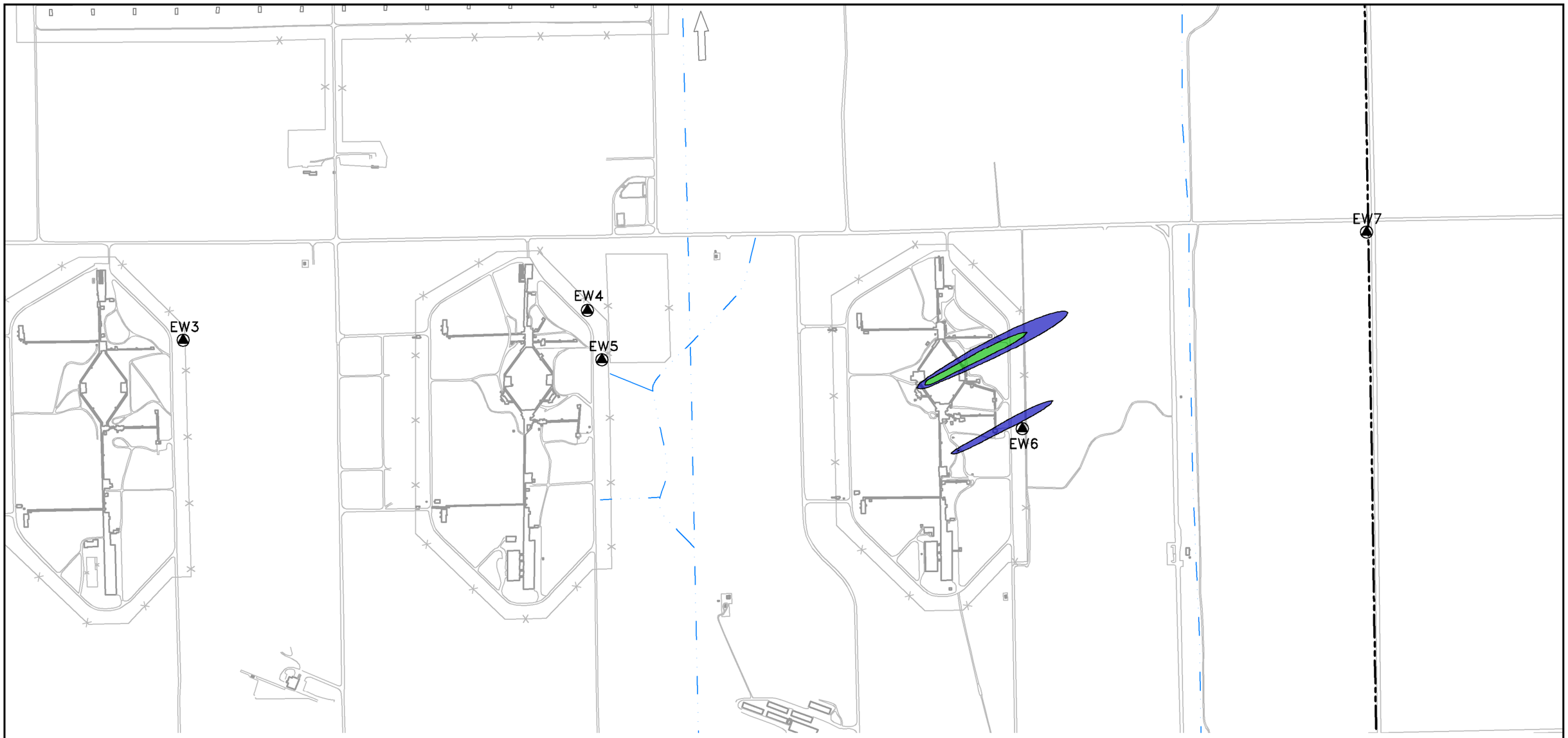

LEGEND

- FACILITY BOUNDARY
- DRAINAGE DITCH FLOW DIRECTION
- SURFACE DRAINAGE
- EW1 GROUNDWATER EXTRACTION WELL

INPUT CONCENTRATIONS

- RDX CONCENTRATIONS >2 µg/L
- RDX CONCENTRATIONS >5 µg/L

N

1000 500 0 1000

SCALE IN FEET

Bruce ENGINEERING

AECOM

MODEL–PREDICTED RDX TRANSPORT OVER 3 YEARS
CORNHUSKER ARMY AMMUNITION PLANT

DRN. BY: DPG	DATE: 09/02/22	PROJECT NO. 60565355	FIG. NO. F-10
CHK'D. BY: KW	REVISION: 0		

September 13, 2022 2:04:54 p.m.
Drawing: O:\DCS\Projects\ENV\60565355_CHAAP_2018\900_CAD_GIS\910_CAD\2022\F-10.dwg

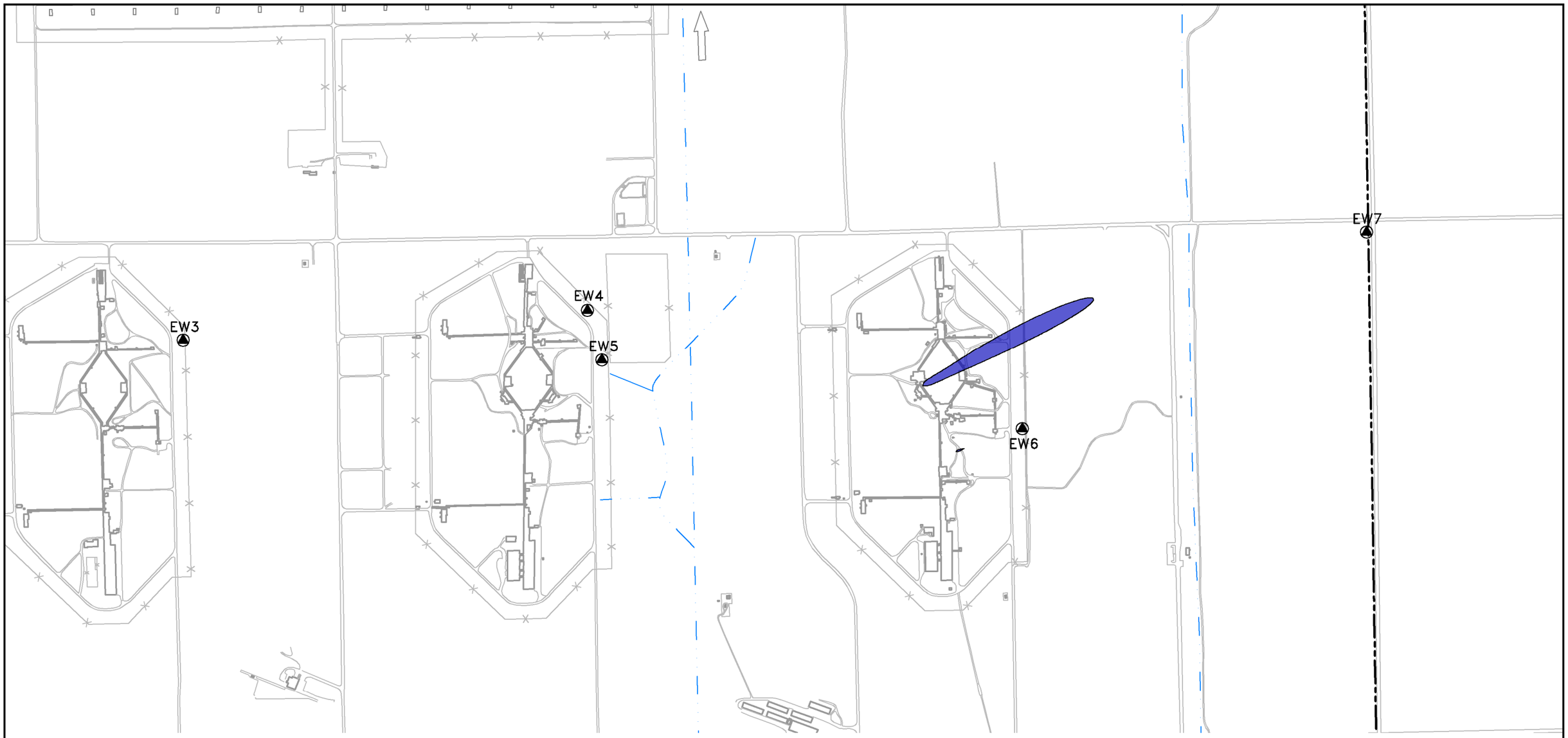

LEGEND

- FACILITY BOUNDARY
- DRAINAGE DITCH FLOW DIRECTION
- SURFACE DRAINAGE
- EW1 GROUNDWATER EXTRACTION WELL

INPUT CONCENTRATIONS

- RDX CONCENTRATIONS >2 µg/L

N

1000 500 0 1000

SCALE IN FEET

September 13, 2022 2:08:26 p.m.
Drawing: O:\DCS\Projects\ENV\60565355_CHAAP_2018\900_CAD_GIS\910_CAD\2022\F-11.dwg

Bruce ENGINEERING

AECOM

MODEL-PREDICTED RDX TRANSPORT OVER 4 YEARS
CORNHUSKER ARMY AMMUNITION PLANT

DRN. BY: DPG	DATE: 09/02/22	PROJECT NO. 60565355	FIG. NO. F-11
CHK'D. BY: KW	REVISION: 0		

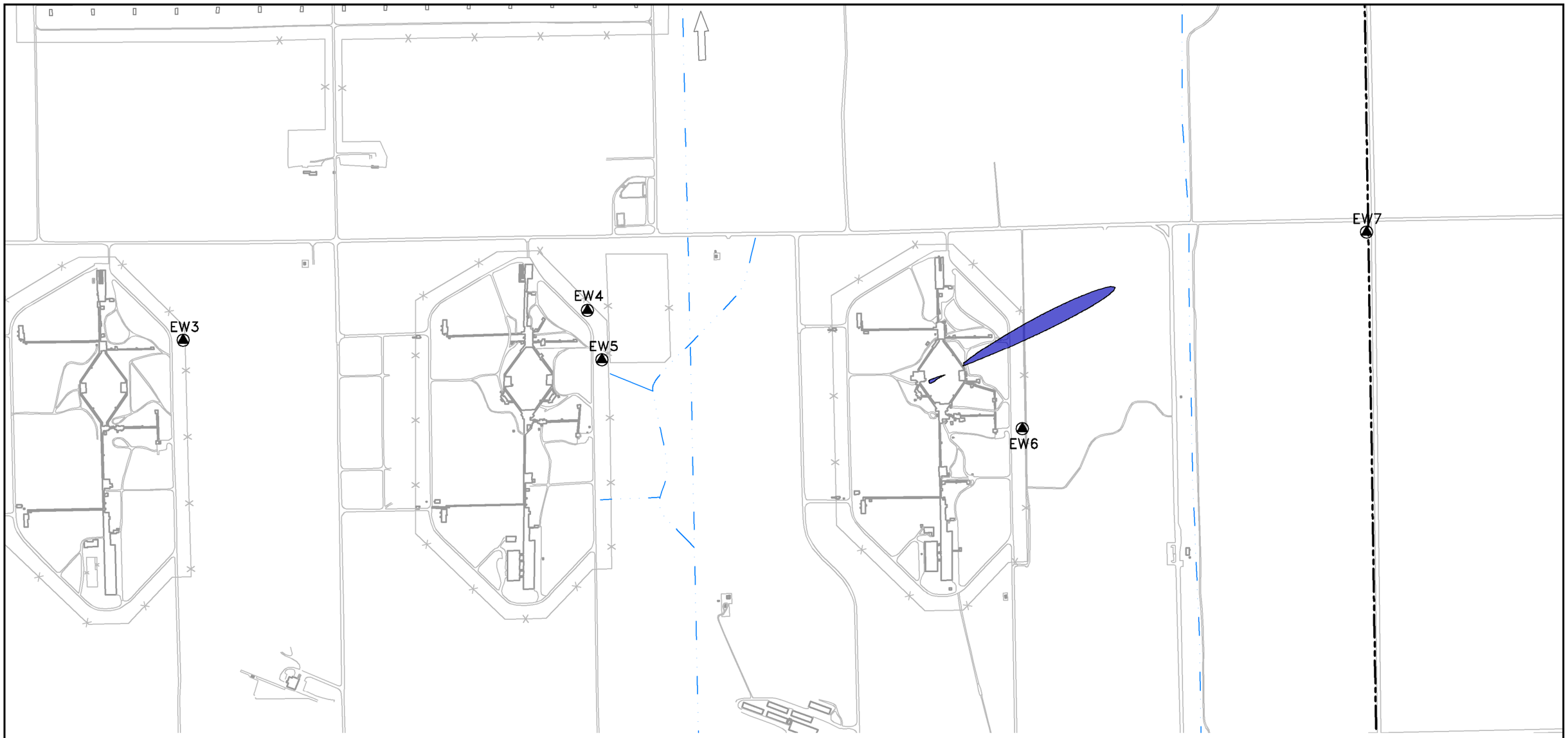

INPUT CONCENTRATIONS

RDX CONCENTRATIONS >2 µg/L

LEGEND

FACILITY BOUNDARY

DRAINAGE DITCH FLOW DIRECTION

SURFACE DRAINAGE

EW1 GROUNDWATER EXTRACTION WELL

N

1000 500 0 1000

SCALE IN FEET

Bruce ENGINEERING

AECOM

MODEL–PREDICTED RDX TRANSPORT OVER 5 YEARS
CORNHUSKER ARMY AMMUNITION PLANT

DRN. BY: DPG	DATE: 09/02/22	PROJECT NO. 60565355	FIG. NO. F-12
CHK'D. BY: KW	REVISION: 0		

September 13, 2022 2:10:54 p.m.
Drawing: O:\DCS\Projects\ENV\60565355_CHAAP_2018\900_CAD_GIS\910_CAD\2022\F-12.dwg

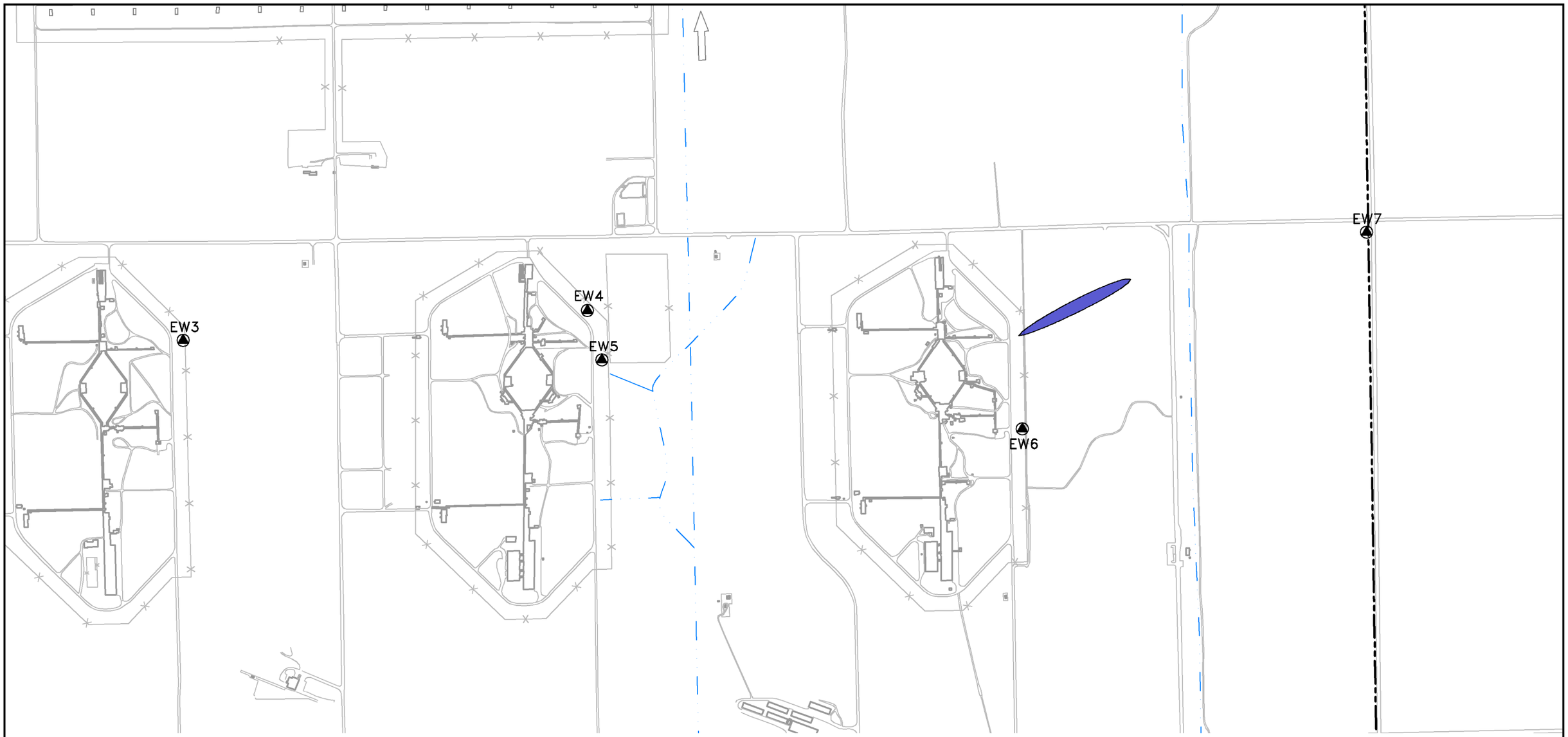

INPUT CONCENTRATIONS

RDX CONCENTRATIONS >2 µg/L

LEGEND

FACILITY BOUNDARY

DRAINAGE DITCH FLOW DIRECTION

SURFACE DRAINAGE

EW1 GROUNDWATER EXTRACTION WELL

N

1000 500 0 1000

SCALE IN FEET

Bruce ENGINEERING

AECOM

MODEL–PREDICTED RDX TRANSPORT OVER 6 YEARS
CORNHUSKER ARMY AMMUNITION PLANT

DRN. BY: DPG	DATE: 09/02/22	PROJECT NO. 60565355	FIG. NO. F-13
CHK'D. BY: KW	REVISION: 0		

September 13, 2022 2:23:08 p.m.
Drawing: O:\DCS\Projects\ENV\60565355_CHAAP_2018\900_CAD_GIS\910_CAD\2022\F-13.dwg

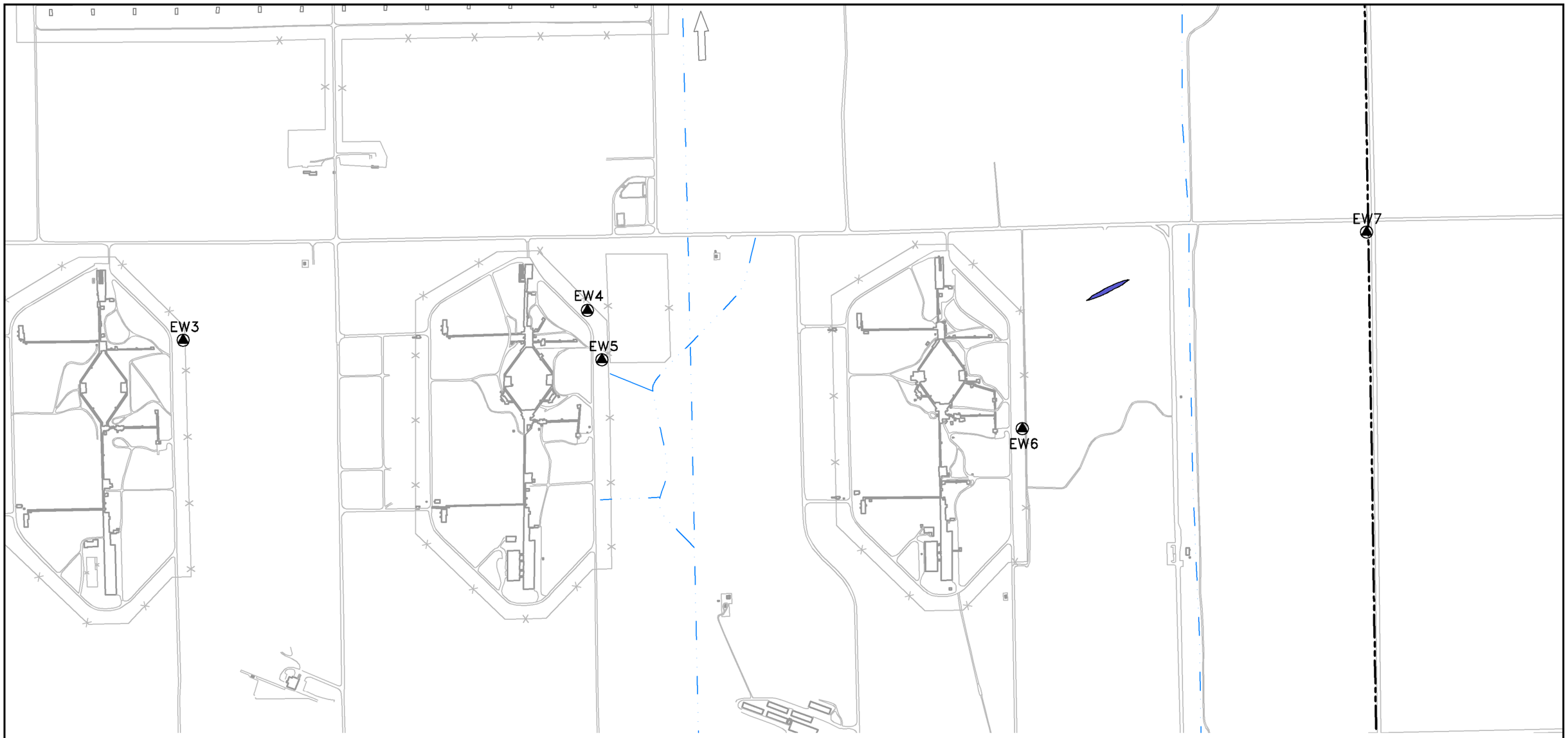

INPUT CONCENTRATIONS

RDX CONCENTRATIONS >2 µg/L

LEGEND

FACILITY BOUNDARY

DRAINAGE DITCH FLOW DIRECTION

SURFACE DRAINAGE

EW1 GROUNDWATER EXTRACTION WELL

N

1000 500 0 1000

SCALE IN FEET

Bruce ENGINEERING

AECOM

MODEL–PREDICTED RDX TRANSPORT OVER 7 YEARS
CORNHUSKER ARMY AMMUNITION PLANT

DRN. BY: DPG	DATE: 09/02/22	PROJECT NO. 60565355	FIG. NO. F-14
CHK'D. BY: KW	REVISION: 0		

September 13, 2022 2:23:42 p.m.
Drawing: O:\DCS\Projects\ENV\60565355_CHAAP_2018\900_CAD_GIS\910_CAD\2022\F-14.dwg

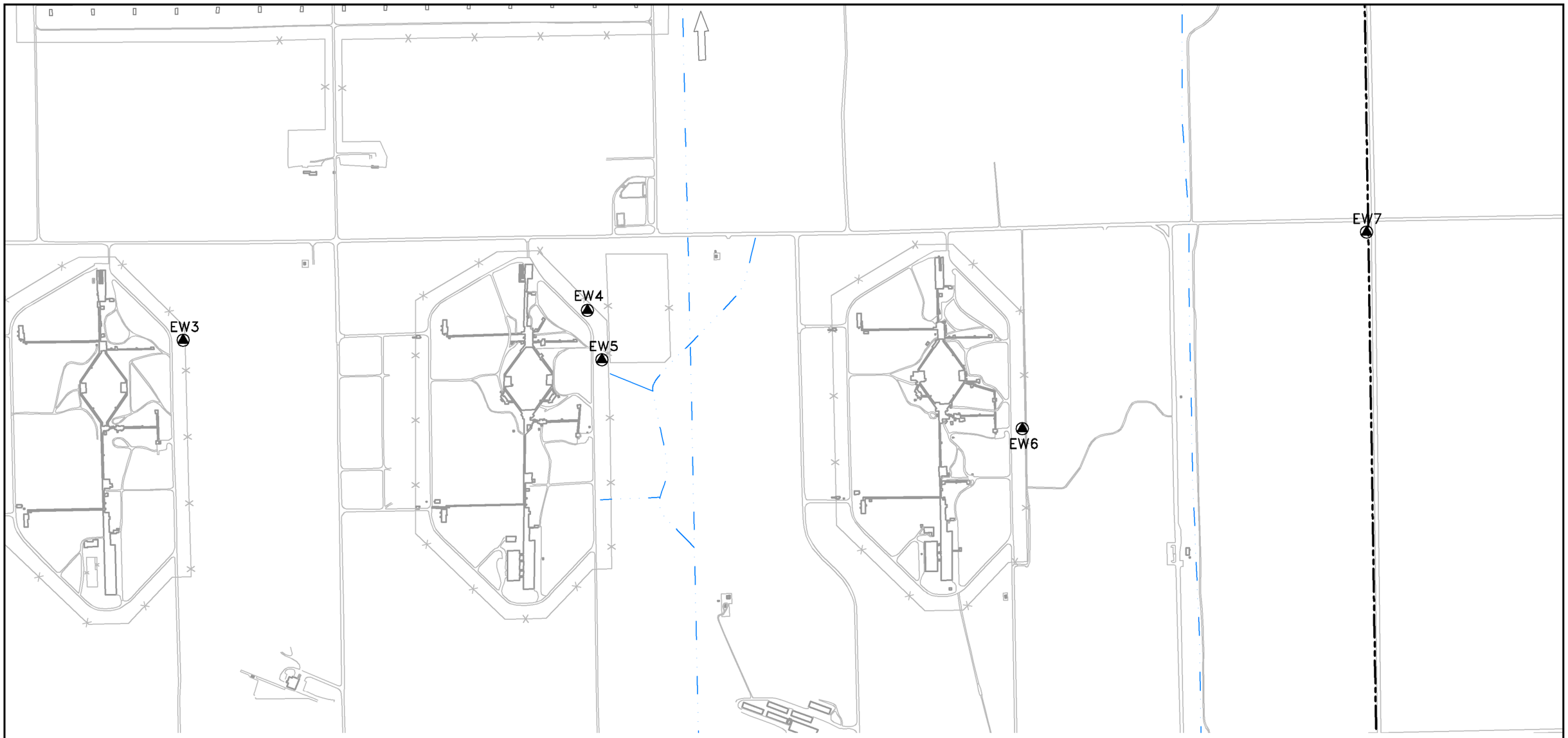

INPUT CONCENTRATIONS

LEGEND

FACILITY BOUNDARY

DRAINAGE DITCH FLOW DIRECTION

SURFACE DRAINAGE

EW1 GROUNDWATER EXTRACTION WELL

N

1000 500 0 1000

SCALE IN FEET

Bruce ENGINEERING

AECOM

MODEL–PREDICTED RDX TRANSPORT OVER 8 YEARS
CORNHUSKER ARMY AMMUNITION PLANT

DRN. BY: DPG	DATE: 09/02/22	PROJECT NO. 60565355	FIG. NO. F–15
CHK'D. BY: KW	REVISION: 0		

September 13, 2022 2:22:00 p.m.
Drawing: O:\DCS\Projects\ENV\60565355_CHAAP_2018\900_CAD_GIS\910_CAD\2022\F-15.dwg

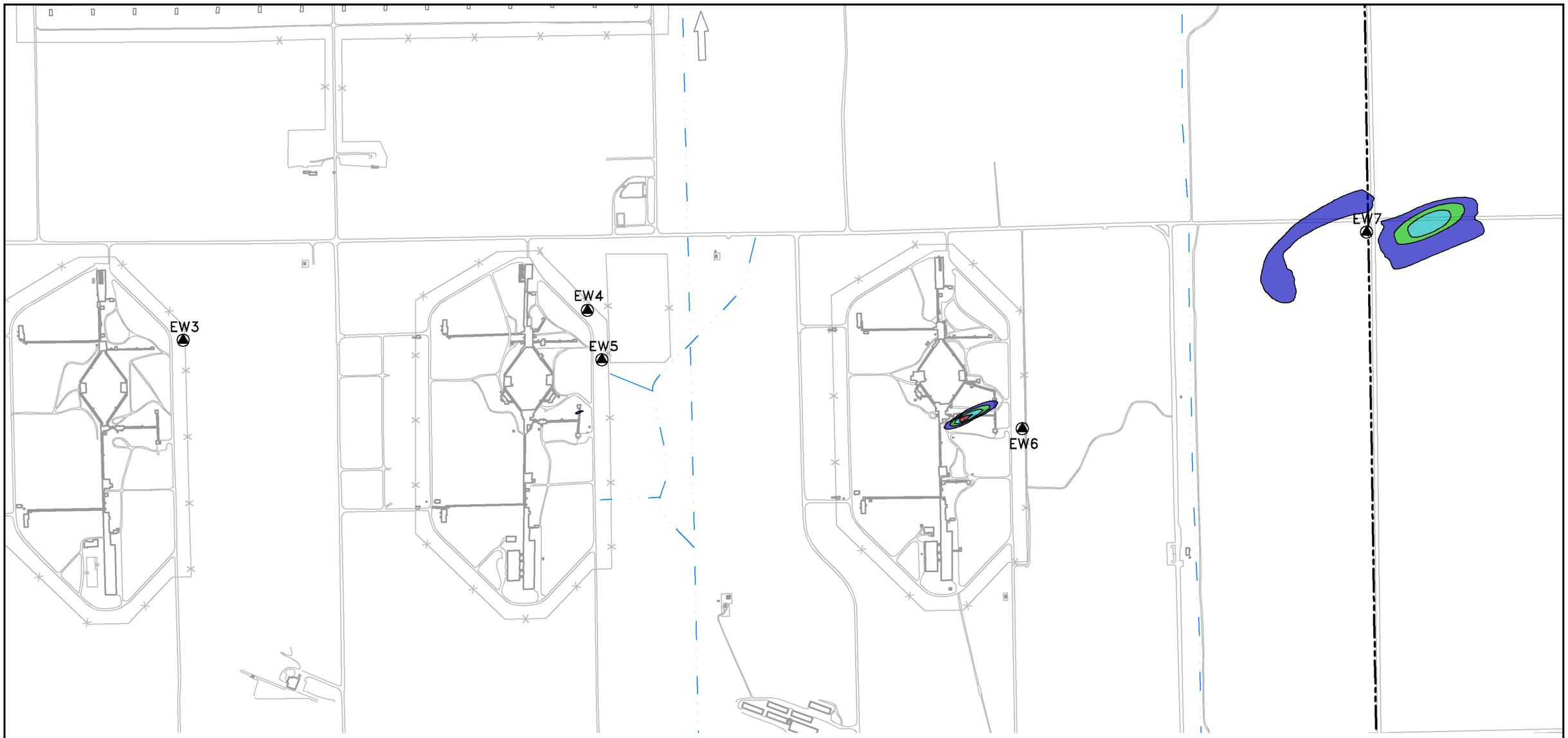

LEGEND

- FACILITY BOUNDARY
- DRAINAGE DITCH FLOW DIRECTION
- SURFACE DRAINAGE
- EW1 GROUNDWATER EXTRACTION WELL

INPUT CONCENTRATIONS

- TNT CONCENTRATIONS >2 µg/L
- TNT CONCENTRATIONS >5 µg/L
- TNT CONCENTRATIONS >10 µg/L
- TNT CONCENTRATIONS >20 µg/L

N

1000 500 0 1000

SCALE IN FEET

Brice ENGINEERING

AECOM

MODEL–PREDICTED TNT TRANSPORT OVER 1 YEAR
CORNHUSKER ARMY AMMUNITION PLANT

DRN. BY: DPG	DATE: 09/02/22	PROJECT NO. 60565355	FIG. NO. F-16
CHK'D. BY: KW	REVISION: 0		

September 13, 2022 3:12:17 p.m.
Drawing: O:\DCS\Projects\ENV\60565355_CHAAP_2018\900_CAD_GIS\910_CAD\2022\F-16.dwg

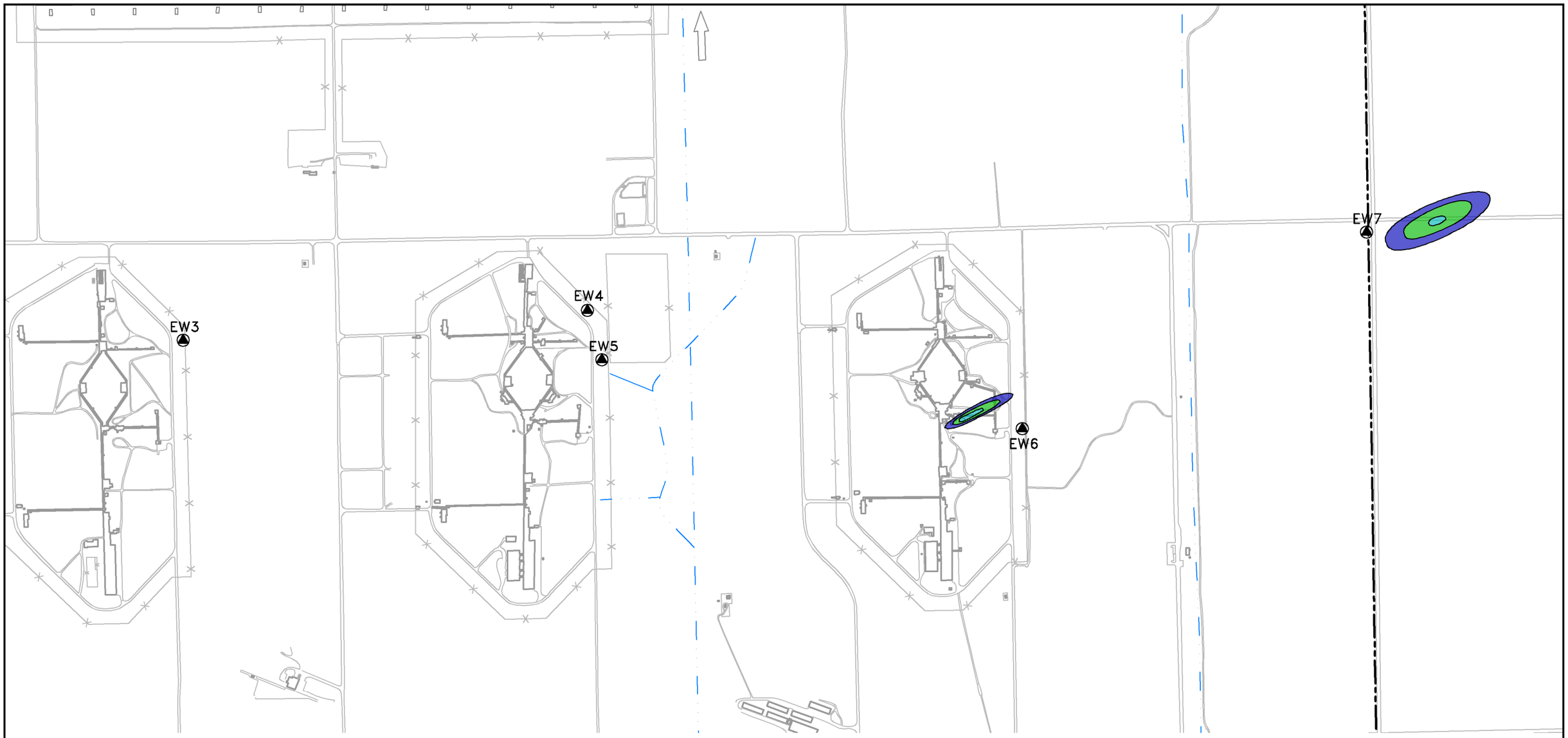

LEGEND

- FACILITY BOUNDARY
- DRAINAGE DITCH FLOW DIRECTION
- SURFACE DRAINAGE
- EW1 GROUNDWATER EXTRACTION WELL

INPUT CONCENTRATIONS

- TNT CONCENTRATIONS >2 µg/L
- TNT CONCENTRATIONS >5 µg/L
- TNT CONCENTRATIONS >10 µg/L

N

1000 500 0 1000

SCALE IN FEET

Bruce ENGINEERING

AECOM

MODEL–PREDICTED TNT TRANSPORT OVER 2 YEARS
CORNHUSKER ARMY AMMUNITION PLANT

DRN. BY: DPG	DATE: 09/02/22	PROJECT NO. 60565355	FIG. NO. F-17
CHK'D. BY: KW	REVISION: 0		

September 13, 2022 3:06:00 p.m.
Drawing: O:\DCS\Projects\ENV\60565355_CHAAP_2018\900_CAD_GIS\910_CAD\2022\F-17.dwg

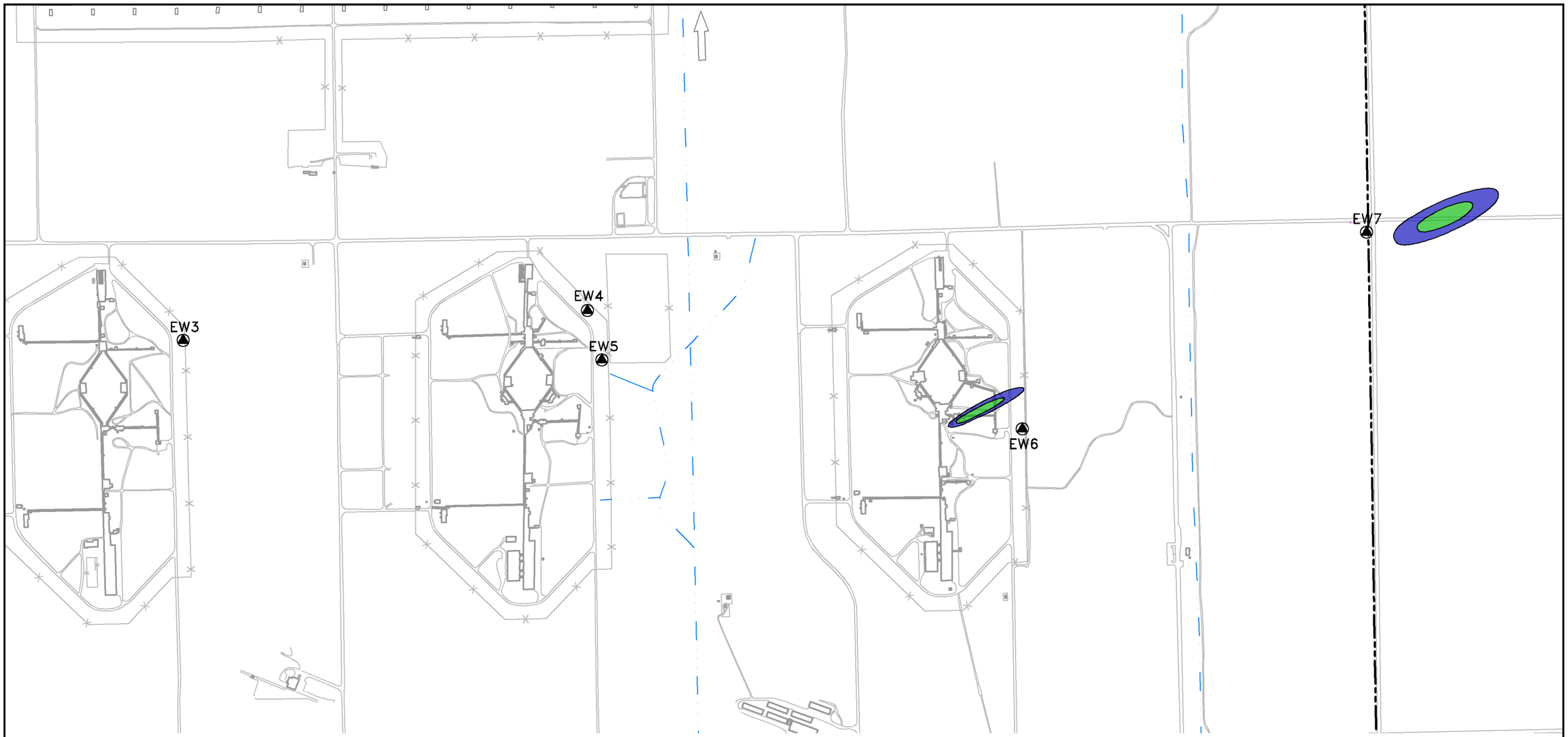

INPUT CONCENTRATIONS

- TNT CONCENTRATIONS >2 µg/L
- TNT CONCENTRATIONS >5 µg/L

LEGEND

- FACILITY BOUNDARY
- DRAINAGE DITCH FLOW DIRECTION
- SURFACE DRAINAGE
- EW1 GROUNDWATER EXTRACTION WELL

N

1000 500 0 1000

SCALE IN FEET

September 13, 2022 3:00:07 p.m.
Drawing: O:\DCS\Projects\ENV\60565355_CHAAP_2018\900_CAD_GIS\910_CAD\2022\F-18.dwg

Bruce ENGINEERING

AECOM

MODEL-PREDICTED TNT TRANSPORT OVER 3 YEARS
CORNHUSKER ARMY AMMUNITION PLANT

DRN. BY: DPG	DATE: 09/02/22	PROJECT NO. 60565355	FIG. NO. F-18
CHK'D. BY: KW	REVISION: 0		

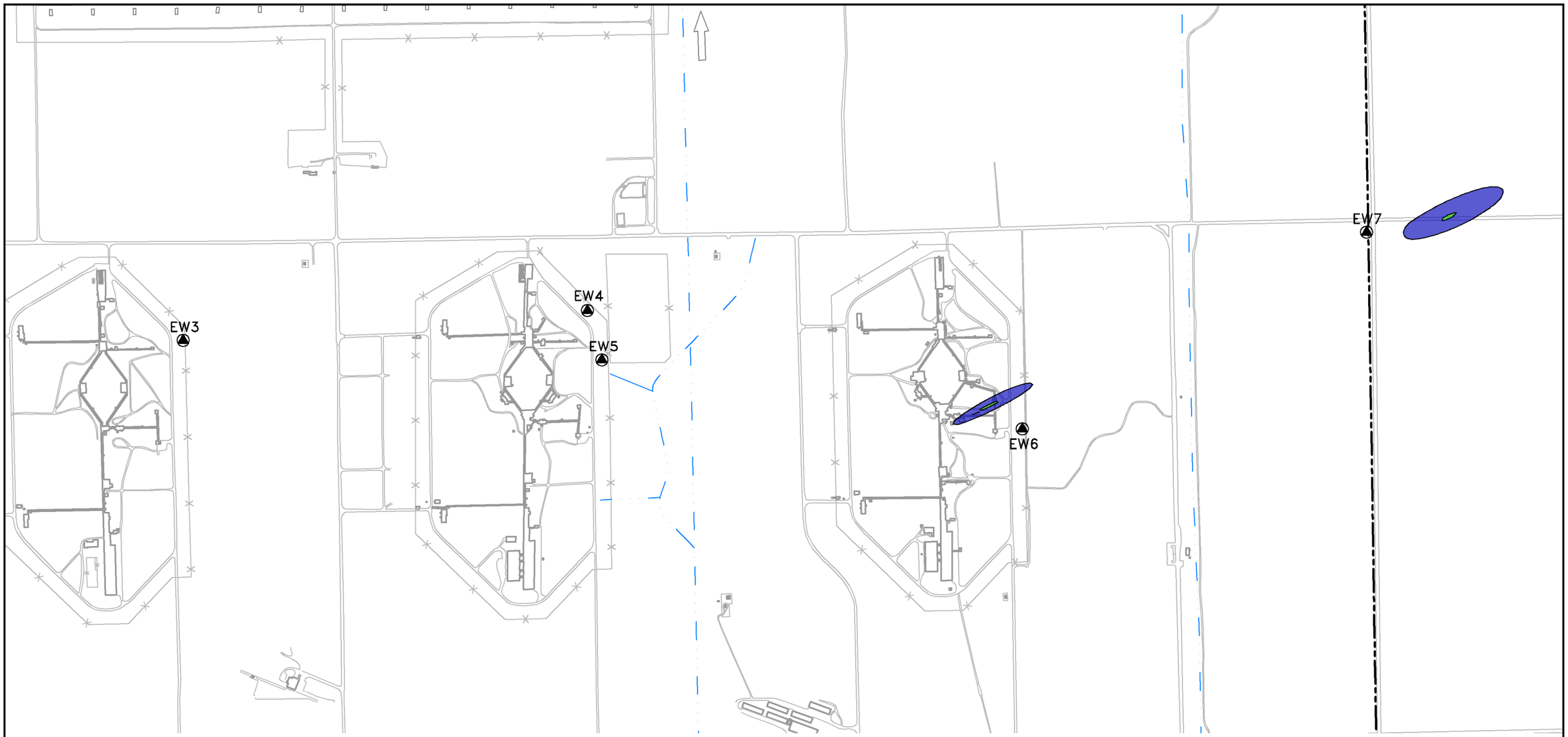

INPUT CONCENTRATIONS

- TNT CONCENTRATIONS >2 µg/L
- TNT CONCENTRATIONS >5 µg/L

LEGEND

- FACILITY BOUNDARY
- DRAINAGE DITCH FLOW DIRECTION
- SURFACE DRAINAGE
- EW1 GROUNDWATER EXTRACTION WELL

N

1000 500 0 1000

SCALE IN FEET

Bryce ENGINEERING

AECOM

MODEL–PREDICTED TNT TRANSPORT OVER 4 YEARS
CORNHUSKER ARMY AMMUNITION PLANT

DRN. BY: DPG	DATE: 09/02/22	PROJECT NO. 60565355	FIG. NO. F-19
CHK'D. BY: KW	REVISION: 0		

September 13, 2022 2:56:32 p.m.
Drawing: O:\DCS\Projects\ENV\60565355_CHAAP_2018\900_CAD_GIS\910_CAD\2022\F-19.dwg

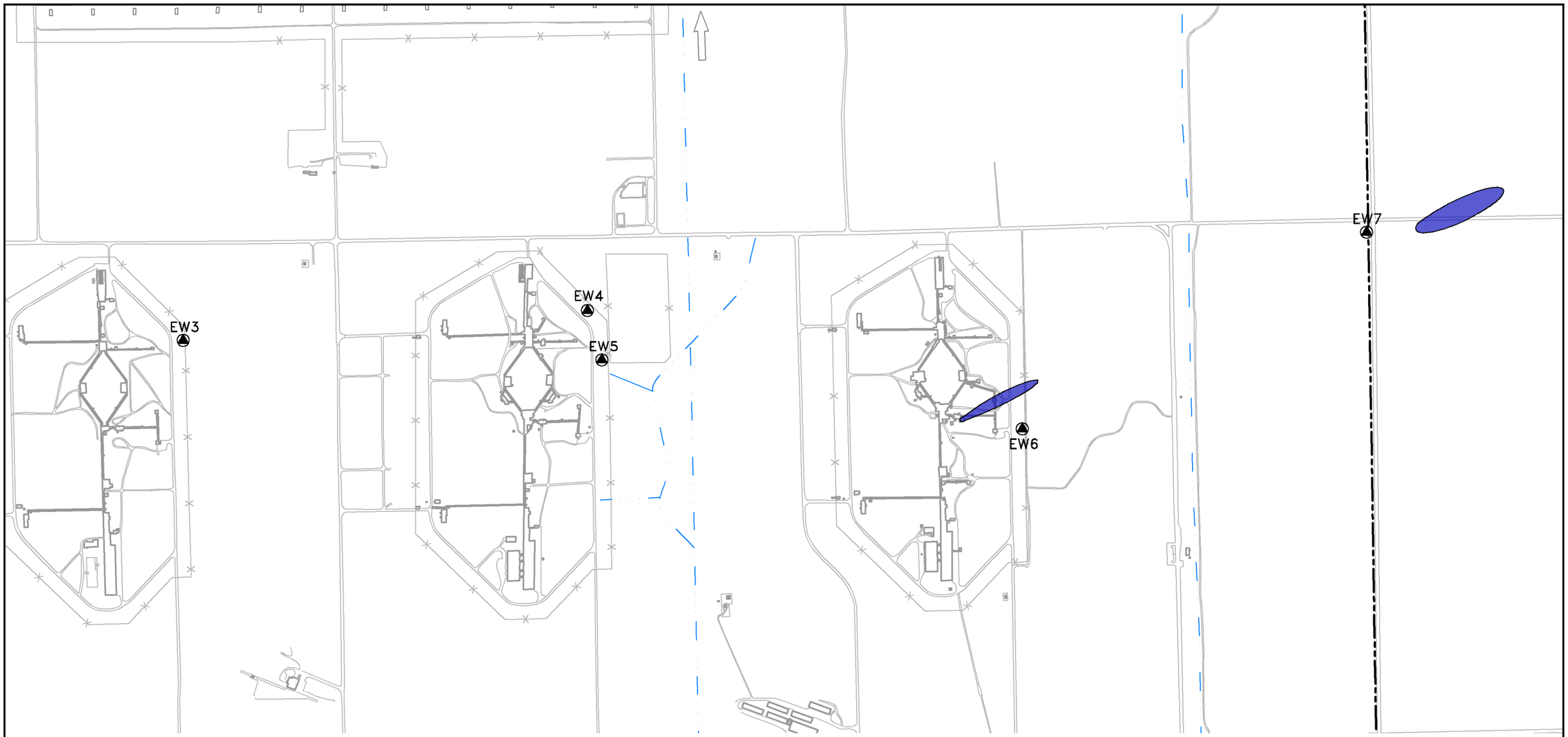

INPUT CONCENTRATIONS

TNT CONCENTRATIONS >2 µg/L

LEGEND

FACILITY BOUNDARY

DRAINAGE DITCH FLOW DIRECTION

SURFACE DRAINAGE

EW1 GROUNDWATER EXTRACTION WELL

N

1000 500 0 1000

SCALE IN FEET

Bruce ENGINEERING

AECOM

MODEL–PREDICTED TNT TRANSPORT OVER 5 YEARS
CORNHUSKER ARMY AMMUNITION PLANT

DRN. BY: DPG	DATE: 09/02/22	PROJECT NO. 60565355	FIG. NO. F-20
CHK'D. BY: KW	REVISION: 0		

September 13, 2022 2:51:27 p.m.
Drawing: O:\DCS\Projects\ENV\60565355_CHAAP_2018\900_CAD_GIS\910_CAD\2022\F-20.dwg

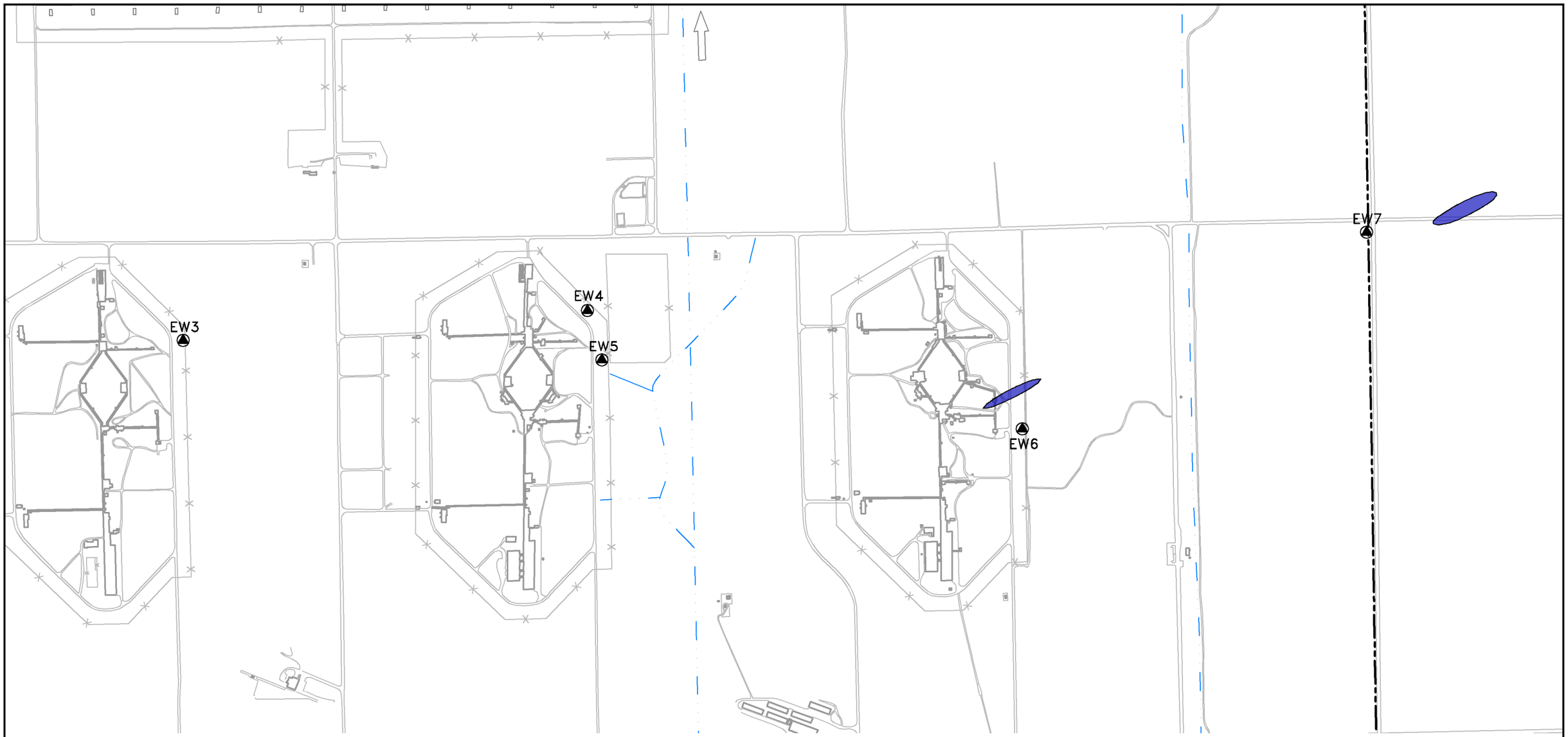

INPUT CONCENTRATIONS

TNT CONCENTRATIONS >2 µg/L

LEGEND

FACILITY BOUNDARY

DRAINAGE DITCH FLOW DIRECTION

SURFACE DRAINAGE

EW1 GROUNDWATER EXTRACTION WELL

N

1000 500 0 1000

SCALE IN FEET

September 13, 2022 2:33:01 p.m.
Drawing: O:\DCS\Projects\ENV\60565355_CHAAP_2018\900_CAD_GIS\910_CAD\2022\F-21.dwg

Bruce ENGINEERING

AECOM

MODEL-PREDICTED TNT TRANSPORT OVER 6 YEARS
CORNHUSKER ARMY AMMUNITION PLANT

DRN. BY: DPG	DATE: 09/02/22	PROJECT NO. 60565355	FIG. NO. F-21
CHK'D. BY: KW	REVISION: 0		

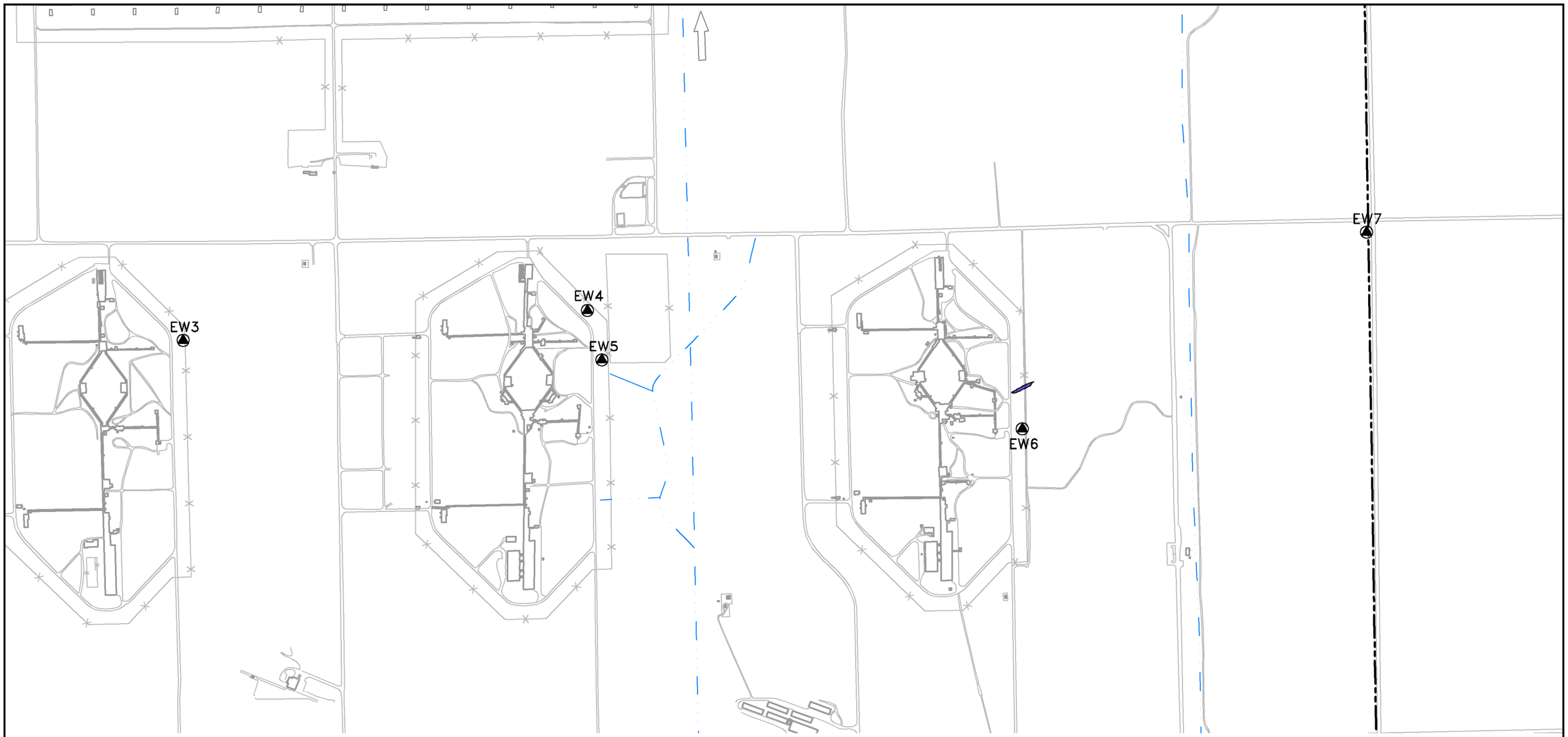

INPUT CONCENTRATIONS

TNT CONCENTRATIONS >2 µg/L

LEGEND

FACILITY BOUNDARY

DRAINAGE DITCH FLOW DIRECTION

SURFACE DRAINAGE

EW1 GROUNDWATER EXTRACTION WELL

N

1000 500 0 1000

SCALE IN FEET

September 13, 2022 2:30:13 p.m.
Drawing: O:\DCS\Projects\ENV\60565355_CHAAP_2018\900_CAD_GIS\910_CAD\2022\F-22.dwg

Bruce ENGINEERING

AECOM

MODEL-PREDICTED TNT TRANSPORT OVER 7 YEARS
CORNHUSKER ARMY AMMUNITION PLANT

DRN. BY: DPG	DATE: 09/02/22	PROJECT NO. 60565355	FIG. NO. F-22
CHK'D. BY: KW	REVISION: 0		

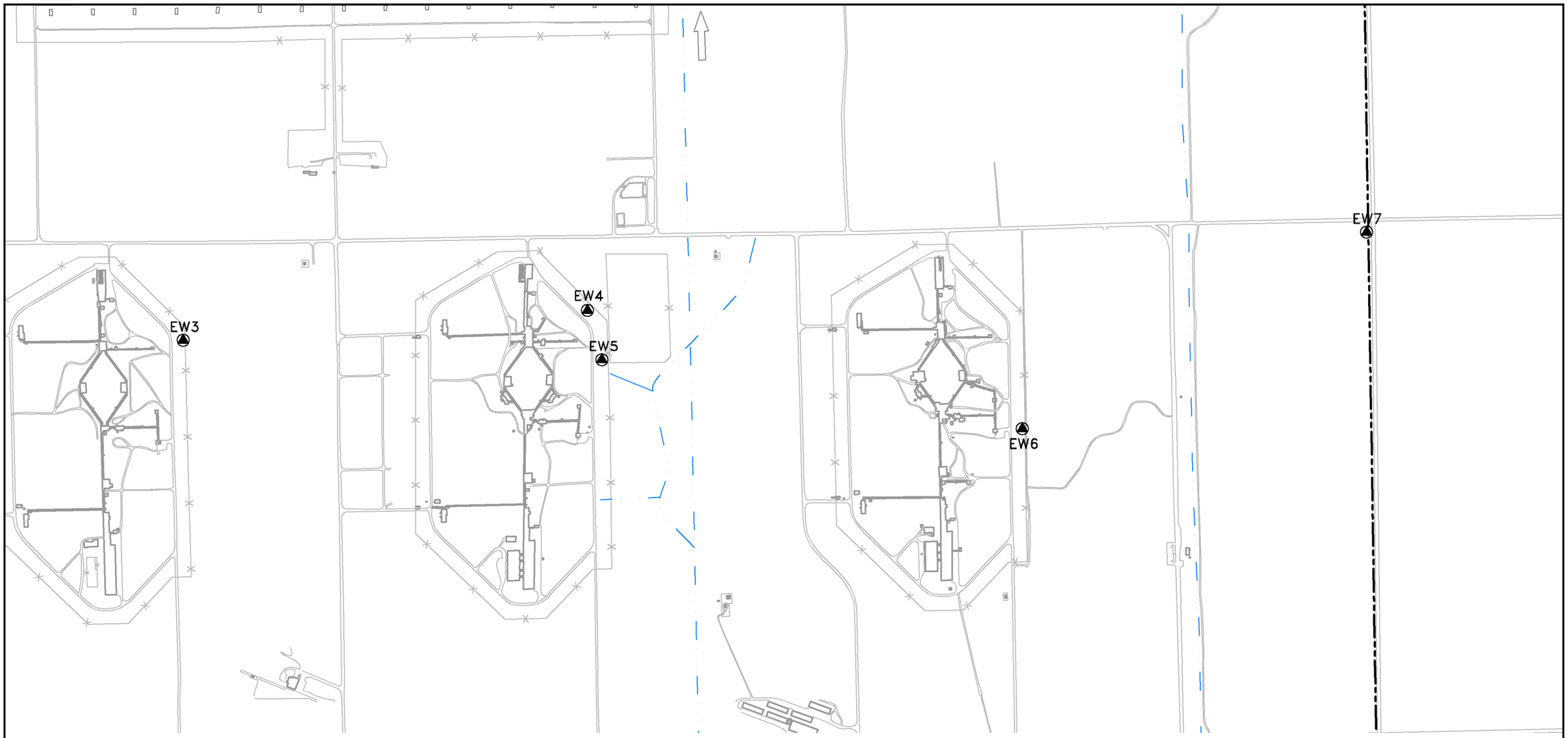

INPUT CONCENTRATIONS

LEGEND

FACILITY BOUNDARY

DRAINAGE DITCH FLOW DIRECTION

SURFACE DRAINAGE

EW1 GROUNDWATER EXTRACTION WELL

N

1000 500 0 1000

SCALE IN FEET

Bruce ENGINEERING

AECOM

MODEL–PREDICTED TNT TRANSPORT OVER 8 YEARS
CORNHUSKER ARMY AMMUNITION PLANT

DRN. BY: DPG	DATE: 09/02/22	PROJECT NO. 60565355	FIG. NO. F-23
CHK'D. BY: KW	REVISION: 0		

September 13, 2022 2:27:18 p.m.
Drawing: O:\DCS\Projects\ENV\60565355_CHAAP_2018\900_CAD_GIS\910_CAD\2022\F-23.dwg

MAROS Mann-Kendall Statistics Summary

Project: CHAAP 2022 LTM
User Name: Dean Converse
Location: Grand Island
State: Nebraska

Time Period: 1/6/1982 to 5/18/2022
Consolidation Period: No Time Consolidation
Consolidation Type: Median
Duplicate Consolidation: Average
ND Values: 1/2 Detection Limit
J Flag Values : Actual Value

Well	Source/ Tail	Number of Samples	Number of Detects	Coefficient of Variation	Mann-Kendall Statistic	Confidence in Trend	All Samples "ND" ?	Concentration Trend
2,4,6-TRINITROTOLUENE								
EW7	T	20	20	0.96	-187	100.0%	No	D
G0024	T	50	42	3.41	-401	100.0%	No	D
G0077	T	25	25	2.21	-267	100.0%	No	D
G0091	T	12	8	0.84	-62	100.0%	No	D
NW020	T	35	34	1.13	-472	100.0%	No	D
NW021	T	35	18	2.03	-445	100.0%	No	D
PZ017R	S	21	21	0.72	-181	100.0%	No	D
PZ018	T	22	21	0.97	-210	100.0%	No	D
PZ020	T	22	22	1.38	-174	100.0%	No	D
HEXAHYDRO-1,3,5-TRINITRO-1,3,5-TRIAZIN								
EW7	T	20	20	1.14	-177	100.0%	No	D
G0024	T	50	41	1.85	-694	100.0%	No	D
G0077	T	25	25	1.47	-260	100.0%	No	D
G0091	T	12	12	0.69	-39	99.7%	No	D
NW020	T	35	34	1.17	-501	100.0%	No	D
NW021	T	35	33	1.36	-426	100.0%	No	D
PZ017R	S	21	21	1.20	-184	100.0%	No	D
PZ018	T	22	21	1.13	-196	100.0%	No	D
PZ020	T	22	20	1.12	-156	100.0%	No	D

Note: Increasing (I); Probably Increasing (PI); Stable (S); Probably Decreasing (PD); Decreasing (D); No Trend (NT); Not Applicable (N/A)-Due to insufficient Data (< 4 sampling events); Source/Tail (S/T)

The Number of Samples and Number of Detects shown above are post-consolidation values.

MAROS Mann-Kendall Statistics Summary

Project: CHAAP 2022 LTM
User Name: Dean Converse
Location: Grand Island
State: Nebraska

Time Period: 6/29/1998 to 5/18/2022
Consolidation Period: No Time Consolidation
Consolidation Type: Median
Duplicate Consolidation: Average
ND Values: 1/2 Detection Limit
J Flag Values : Actual Value

Well	Source/ Tail	Number of Samples	Number of Detects	Coefficient of Variation	Mann-Kendall Statistic	Confidence in Trend	All Samples "ND" ?	Concentration Trend
2,4,6-TRINITROTOLUENE								
G0075	T	25	10	1.86	-224	100.0%	No	D
G0079	T	11	0	0.43	-32	99.4%	Yes	ND
G0080	T	14	0	0.37	-43	99.0%	Yes	ND
G0081	T	14	10	1.32	-83	100.0%	No	D
G0082	T	14	9	0.93	-57	99.9%	No	D
G0086	T	13	12	0.55	-28	95.0%	No	D
G0087	T	13	0	0.38	-41	99.4%	Yes	ND
G0089	S	13	13	0.78	-68	100.0%	No	D
HEXAHYDRO-1,3,5-TRINITRO-1,3,5-TRIAZIN								
G0075	T	25	21	1.11	-217	100.0%	No	D
G0079	T	11	3	2.68	-35	99.7%	No	D
G0080	T	14	10	1.10	-83	100.0%	No	D
G0081	T	14	11	1.02	-80	100.0%	No	D
G0082	T	14	14	1.02	-56	99.9%	No	D
G0086	T	13	13	1.10	-48	99.9%	No	D
G0087	T	13	7	1.46	22	89.8%	No	NT
G0089	S	13	12	0.76	-38	98.9%	No	D

Note: Increasing (I); Probably Increasing (PI); Stable (S); Probably Decreasing (PD); Decreasing (D); No Trend (NT); Not Applicable (N/A)-Due to insufficient Data (< 4 sampling events); Source/Tail (S/T)

The Number of Samples and Number of Detects shown above are post-consolidation values.

TABLE G.2-1
CORNHUSKER ARMY AMMUNITION PLANT
MAROS EXTRACTION WELL DATA INPUTS

WellName	XCoord	YCoord	Constituent	SampleDate	Result	Units	DetLim	Flags
EW7	2,067,242	403,708	2,4,6-TRINITROTOLUENE	7/31/2019	5.7	ug/L	0.16	
EW7	2,067,242	403,708	2,4,6-TRINITROTOLUENE	4/25/2018	6.4	ug/L	0.17	
EW7	2,067,242	403,708	2,4,6-TRINITROTOLUENE	4/26/2017	7.5	ug/L	0.17	
EW7	2,067,242	403,708	2,4,6-TRINITROTOLUENE	7/27/2016	9.0	ug/L	0.17	
EW7	2,067,242	403,708	2,4,6-TRINITROTOLUENE	7/29/2015	9.4	ug/L	0.17	
EW7	2,067,242	403,708	2,4,6-TRINITROTOLUENE	7/30/2014	12	ug/L	0.17	
EW7	2,067,242	403,708	2,4,6-TRINITROTOLUENE	4/24/2013	13.8	ug/L	0.17	
EW7	2,067,242	403,708	2,4,6-TRINITROTOLUENE	4/25/2012	15.7	ug/L	0.17	
EW7	2,067,242	403,708	2,4,6-TRINITROTOLUENE	4/27/2011	20	ug/L	0.17	
EW7	2,067,242	403,708	2,4,6-TRINITROTOLUENE	4/28/2010	23	ug/L	0.17	
EW7	2,067,242	403,708	2,4,6-TRINITROTOLUENE	4/29/2009	34	ug/L	0.17	
EW7	2,067,242	403,708	2,4,6-TRINITROTOLUENE	4/30/2008	31	ug/L	0.17	
EW7	2,067,242	403,708	2,4,6-TRINITROTOLUENE	4/25/2007	41	ug/L	0.17	
EW7	2,067,242	403,708	2,4,6-TRINITROTOLUENE	4/26/2006	45	ug/L	0.17	
EW7	2,067,242	403,708	2,4,6-TRINITROTOLUENE	4/27/2005	59	ug/L	0.17	
EW7	2,067,242	403,708	2,4,6-TRINITROTOLUENE	4/28/2004	66	ug/L	0.17	
EW7	2,067,242	403,708	2,4,6-TRINITROTOLUENE	4/30/2003	79	ug/L	0.17	
EW7	2,067,242	403,708	2,4,6-TRINITROTOLUENE	4/24/2002	79	ug/L	0.17	
EW7	2,067,242	403,708	2,4,6-TRINITROTOLUENE	4/4/2001	130	ug/L	0.17	
EW7	2,067,242	403,708	2,4,6-TRINITROTOLUENE	4/5/2000	137	ug/L	0.17	
EW7	2,067,242	403,708	HEXAHYDRO-1,3,5-TRINITRO-1,3,5-TRIAZINE	7/31/2019	0.45	ug/L	0.16	TR
EW7	2,067,242	403,708	HEXAHYDRO-1,3,5-TRINITRO-1,3,5-TRIAZINE	4/25/2018	0.52	ug/L	0.11	
EW7	2,067,242	403,708	HEXAHYDRO-1,3,5-TRINITRO-1,3,5-TRIAZINE	4/26/2017	0.33	ug/L	0.11	
EW7	2,067,242	403,708	HEXAHYDRO-1,3,5-TRINITRO-1,3,5-TRIAZINE	7/27/2016	0.83	ug/L	0.11	
EW7	2,067,242	403,708	HEXAHYDRO-1,3,5-TRINITRO-1,3,5-TRIAZINE	7/29/2015	0.92	ug/L	0.11	
EW7	2,067,242	403,708	HEXAHYDRO-1,3,5-TRINITRO-1,3,5-TRIAZINE	7/30/2014	1.1	ug/L	0.11	
EW7	2,067,242	403,708	HEXAHYDRO-1,3,5-TRINITRO-1,3,5-TRIAZINE	4/24/2013	1.7	ug/L	0.11	
EW7	2,067,242	403,708	HEXAHYDRO-1,3,5-TRINITRO-1,3,5-TRIAZINE	4/25/2012	1.4	ug/L	0.11	
EW7	2,067,242	403,708	HEXAHYDRO-1,3,5-TRINITRO-1,3,5-TRIAZINE	4/27/2011	2.6	ug/L	0.11	
EW7	2,067,242	403,708	HEXAHYDRO-1,3,5-TRINITRO-1,3,5-TRIAZINE	4/28/2010	4.1	ug/L	0.11	
EW7	2,067,242	403,708	HEXAHYDRO-1,3,5-TRINITRO-1,3,5-TRIAZINE	4/29/2009	7.0	ug/L	0.11	
EW7	2,067,242	403,708	HEXAHYDRO-1,3,5-TRINITRO-1,3,5-TRIAZINE	4/30/2008	9.3	ug/L	0.11	
EW7	2,067,242	403,708	HEXAHYDRO-1,3,5-TRINITRO-1,3,5-TRIAZINE	4/25/2007	10	ug/L	0.11	
EW7	2,067,242	403,708	HEXAHYDRO-1,3,5-TRINITRO-1,3,5-TRIAZINE	4/26/2006	13	ug/L	0.11	
EW7	2,067,242	403,708	HEXAHYDRO-1,3,5-TRINITRO-1,3,5-TRIAZINE	4/27/2005	21	ug/L	0.11	

TABLE G.2-1
CORNHUSKER ARMY AMMUNITION PLANT
MAROS EXTRACTION WELL DATA INPUTS

WellName	XCoord	YCoord	Constituent	SampleDate	Result	Units	DetLim	Flags
EW7	2,067,242	403,708	HEXAHYDRO-1,3,5-TRINITRO-1,3,5-TRIAZINE	4/28/2004	21	ug/L	0.11	
EW7	2,067,242	403,708	HEXAHYDRO-1,3,5-TRINITRO-1,3,5-TRIAZINE	4/30/2003	30	ug/L	0.11	
EW7	2,067,242	403,708	HEXAHYDRO-1,3,5-TRINITRO-1,3,5-TRIAZINE	4/24/2002	36	ug/L	0.11	
EW7	2,067,242	403,708	HEXAHYDRO-1,3,5-TRINITRO-1,3,5-TRIAZINE	4/4/2001	39	ug/L	0.11	
EW7	2,067,242	403,708	HEXAHYDRO-1,3,5-TRINITRO-1,3,5-TRIAZINE	4/5/2000	23.4	ug/L	0.11	
G0024	2,067,195	403,887	2,4,6-TRINITROTOLUENE	5/18/2022	0.18	ug/L	0.047	
G0024	2,067,195	403,887	2,4,6-TRINITROTOLUENE	5/26/2021	0.44	ug/L	0.048	
G0024	2,067,195	403,887	2,4,6-TRINITROTOLUENE	6/15/2020	0.63	ug/L	0.048	TR
G0024	2,067,195	403,887	2,4,6-TRINITROTOLUENE	6/10/2019		ug/L	0.16	ND
G0024	2,067,195	403,887	2,4,6-TRINITROTOLUENE	3/20/2018	1.10	ug/L	0.17	
G0024	2,067,195	403,887	2,4,6-TRINITROTOLUENE	4/1/2017	2.00	ug/L	0.17	
G0024	2,067,195	403,887	2,4,6-TRINITROTOLUENE	8/16/2016		ug/L	0.17	ND
G0024	2,067,195	403,887	2,4,6-TRINITROTOLUENE	8/12/2015	0.98	ug/L	0.17	
G0024	2,067,195	403,887	2,4,6-TRINITROTOLUENE	8/4/2014	0.96	ug/L	0.17	
G0024	2,067,195	403,887	2,4,6-TRINITROTOLUENE	3/13/2013	2.20	ug/L	0.17	TR
G0024	2,067,195	403,887	2,4,6-TRINITROTOLUENE	3/12/2012	2.90	ug/L	0.17	TR
G0024	2,067,195	403,887	2,4,6-TRINITROTOLUENE	3/14/2011	3.00	ug/L	0.17	
G0024	2,067,195	403,887	2,4,6-TRINITROTOLUENE	3/16/2010	0.59	ug/L	0.17	TR
G0024	2,067,195	403,887	2,4,6-TRINITROTOLUENE	3/13/2009	9.60	ug/L	0.17	
G0024	2,067,195	403,887	2,4,6-TRINITROTOLUENE	3/12/2008	16.00	ug/L	0.17	
G0024	2,067,195	403,887	2,4,6-TRINITROTOLUENE	3/12/2007	20.00	ug/L	0.17	
G0024	2,067,195	403,887	2,4,6-TRINITROTOLUENE	3/14/2006		ug/L	0.17	ND
G0024	2,067,195	403,887	2,4,6-TRINITROTOLUENE	3/15/2005	0.93	ug/L	0.17	
G0024	2,067,195	403,887	2,4,6-TRINITROTOLUENE	3/16/2004	1.20	ug/L	0.17	
G0024	2,067,195	403,887	2,4,6-TRINITROTOLUENE	3/18/2003	2.40	ug/L	0.17	
G0024	2,067,195	403,887	2,4,6-TRINITROTOLUENE	3/20/2002	7.6	ug/L	0.17	
G0024	2,067,195	403,887	2,4,6-TRINITROTOLUENE	3/22/2001	6.9	ug/L	0.17	
G0024	2,067,195	403,887	2,4,6-TRINITROTOLUENE	3/23/2000	8	ug/L	0.17	
G0024	2,067,195	403,887	2,4,6-TRINITROTOLUENE	4/1/1999	10	ug/L	0.17	
G0024	2,067,195	403,887	2,4,6-TRINITROTOLUENE	6/30/1998	14.4	ug/L	0.17	
G0024	2,067,195	403,887	2,4,6-TRINITROTOLUENE	10/4/1997	23.4	ug/L	0.17	
G0024	2,067,195	403,887	2,4,6-TRINITROTOLUENE	12/15/1996	18	ug/L	0.17	
G0024	2,067,195	403,887	2,4,6-TRINITROTOLUENE	7/15/1994	11.0	ug/L	0.17	
G0024	2,067,195	403,887	2,4,6-TRINITROTOLUENE	6/15/1994	7.23	ug/L	0.17	
G0024	2,067,195	403,887	2,4,6-TRINITROTOLUENE	8/26/1992	2.69	ug/L	0.17	

TABLE G.2-1
CORNHUSKER ARMY AMMUNITION PLANT
MAROS EXTRACTION WELL DATA INPUTS

WellName	XCoord	YCoord	Constituent	SampleDate	Result	Units	DetLim	Flags
G0024	2,067,195	403,887	2,4,6-TRINITROTOLUENE	5/29/1991	3.27	ug/L	0.17	
G0024	2,067,195	403,887	2,4,6-TRINITROTOLUENE	10/16/1990		ug/L	0.17	ND
G0024	2,067,195	403,887	2,4,6-TRINITROTOLUENE	4/24/1990	4.69	ug/L	0.17	
G0024	2,067,195	403,887	2,4,6-TRINITROTOLUENE	5/15/1989	10.3	ug/L	0.17	
G0024	2,067,195	403,887	2,4,6-TRINITROTOLUENE	11/8/1988	9.82	ug/L	0.17	
G0024	2,067,195	403,887	2,4,6-TRINITROTOLUENE	7/26/1988		ug/L	0.17	ND
G0024	2,067,195	403,887	2,4,6-TRINITROTOLUENE	1/25/1988	27.0	ug/L	0.17	
G0024	2,067,195	403,887	2,4,6-TRINITROTOLUENE	4/15/1987		ug/L	0.17	ND
G0024	2,067,195	403,887	2,4,6-TRINITROTOLUENE	9/24/1986	13.5	ug/L	0.17	
G0024	2,067,195	403,887	2,4,6-TRINITROTOLUENE	3/12/1986	19.6	ug/L	0.17	
G0024	2,067,195	403,887	2,4,6-TRINITROTOLUENE	12/11/1985	14.0	ug/L	0.17	
G0024	2,067,195	403,887	2,4,6-TRINITROTOLUENE	9/11/1985	5.01	ug/L	0.17	
G0024	2,067,195	403,887	2,4,6-TRINITROTOLUENE	6/19/1985	15.0	ug/L	0.17	
G0024	2,067,195	403,887	2,4,6-TRINITROTOLUENE	12/4/1984	13.1	ug/L	0.17	
G0024	2,067,195	403,887	2,4,6-TRINITROTOLUENE	9/19/1984		ug/L	0.17	ND
G0024	2,067,195	403,887	2,4,6-TRINITROTOLUENE	6/15/1984		ug/L	0.17	ND
G0024	2,067,195	403,887	2,4,6-TRINITROTOLUENE	2/10/1984	2.10	ug/L	0.17	
G0024	2,067,195	403,887	2,4,6-TRINITROTOLUENE	11/2/1983	11.7	ug/L	0.17	
G0024	2,067,195	403,887	2,4,6-TRINITROTOLUENE	1/15/1983	16.0	ug/L	0.17	
G0024	2,067,195	403,887	2,4,6-TRINITROTOLUENE	1/6/1982	323	ug/L	0.17	
G0024	2,067,195	403,887	HEXAHYDRO-1,3,5-TRINITRO-1,3,5-TRIAZINE	5/18/2022		ug/L	0.054	ND
G0024	2,067,195	403,887	HEXAHYDRO-1,3,5-TRINITRO-1,3,5-TRIAZINE	5/26/2021		ug/L	0.055	ND
G0024	2,067,195	403,887	HEXAHYDRO-1,3,5-TRINITRO-1,3,5-TRIAZINE	6/15/2020	0.59	ug/L	0.055	
G0024	2,067,195	403,887	HEXAHYDRO-1,3,5-TRINITRO-1,3,5-TRIAZINE	6/10/2019		ug/L	0.16	ND
G0024	2,067,195	403,887	HEXAHYDRO-1,3,5-TRINITRO-1,3,5-TRIAZINE	3/20/2018	0.53	ug/L	0.11	
G0024	2,067,195	403,887	HEXAHYDRO-1,3,5-TRINITRO-1,3,5-TRIAZINE	4/1/2017	0.87	ug/L	0.11	
G0024	2,067,195	403,887	HEXAHYDRO-1,3,5-TRINITRO-1,3,5-TRIAZINE	8/16/2016		ug/L	0.11	ND
G0024	2,067,195	403,887	HEXAHYDRO-1,3,5-TRINITRO-1,3,5-TRIAZINE	8/12/2015	0.40	ug/L	0.11	
G0024	2,067,195	403,887	HEXAHYDRO-1,3,5-TRINITRO-1,3,5-TRIAZINE	8/14/2014	1.2	ug/L	0.11	
G0024	2,067,195	403,887	HEXAHYDRO-1,3,5-TRINITRO-1,3,5-TRIAZINE	3/13/2013	1.4	ug/L	0.11	TR
G0024	2,067,195	403,887	HEXAHYDRO-1,3,5-TRINITRO-1,3,5-TRIAZINE	3/12/2012	0.93	ug/L	0.11	
G0024	2,067,195	403,887	HEXAHYDRO-1,3,5-TRINITRO-1,3,5-TRIAZINE	3/14/2011	1.4	ug/L	0.11	
G0024	2,067,195	403,887	HEXAHYDRO-1,3,5-TRINITRO-1,3,5-TRIAZINE	3/16/2010		ug/L	0.11	ND
G0024	2,067,195	403,887	HEXAHYDRO-1,3,5-TRINITRO-1,3,5-TRIAZINE	3/13/2009	3.1	ug/L	0.11	
G0024	2,067,195	403,887	HEXAHYDRO-1,3,5-TRINITRO-1,3,5-TRIAZINE	3/12/2008	4.4	ug/L	0.11	

TABLE G.2-1
CORNHUSKER ARMY AMMUNITION PLANT
MAROS EXTRACTION WELL DATA INPUTS

WellName	XCoord	YCoord	Constituent	SampleDate	Result	Units	DetLim	Flags
G0024	2,067,195	403,887	HEXAHYDRO-1,3,5-TRINITRO-1,3,5-TRIAZINE	3/12/2007	6.5	ug/L	0.11	
G0024	2,067,195	403,887	HEXAHYDRO-1,3,5-TRINITRO-1,3,5-TRIAZINE	3/14/2006		ug/L	0.11	ND
G0024	2,067,195	403,887	HEXAHYDRO-1,3,5-TRINITRO-1,3,5-TRIAZINE	3/15/2005	4	ug/L	0.11	
G0024	2,067,195	403,887	HEXAHYDRO-1,3,5-TRINITRO-1,3,5-TRIAZINE	3/16/2004	6.4	ug/L	0.11	
G0024	2,067,195	403,887	HEXAHYDRO-1,3,5-TRINITRO-1,3,5-TRIAZINE	3/18/2003	7.8	ug/L	0.11	
G0024	2,067,195	403,887	HEXAHYDRO-1,3,5-TRINITRO-1,3,5-TRIAZINE	3/20/2002	5.4	ug/L	0.11	
G0024	2,067,195	403,887	HEXAHYDRO-1,3,5-TRINITRO-1,3,5-TRIAZINE	3/22/2001	1.2	ug/L	0.11	
G0024	2,067,195	403,887	HEXAHYDRO-1,3,5-TRINITRO-1,3,5-TRIAZINE	3/23/2000	9.3	ug/L	0.11	
G0024	2,067,195	403,887	HEXAHYDRO-1,3,5-TRINITRO-1,3,5-TRIAZINE	4/1/1999	16	ug/L	0.11	
G0024	2,067,195	403,887	HEXAHYDRO-1,3,5-TRINITRO-1,3,5-TRIAZINE	6/30/1998	13.2	ug/L	0.11	
G0024	2,067,195	403,887	HEXAHYDRO-1,3,5-TRINITRO-1,3,5-TRIAZINE	10/4/1997	14.2	ug/L	0.11	
G0024	2,067,195	403,887	HEXAHYDRO-1,3,5-TRINITRO-1,3,5-TRIAZINE	12/15/1996	21.1	ug/L	0.11	
G0024	2,067,195	403,887	HEXAHYDRO-1,3,5-TRINITRO-1,3,5-TRIAZINE	7/15/1994	27.0	ug/L	0.11	
G0024	2,067,195	403,887	HEXAHYDRO-1,3,5-TRINITRO-1,3,5-TRIAZINE	6/15/1994	32.0	ug/L	0.11	
G0024	2,067,195	403,887	HEXAHYDRO-1,3,5-TRINITRO-1,3,5-TRIAZINE	8/26/1992	20.3	ug/L	0.11	
G0024	2,067,195	403,887	HEXAHYDRO-1,3,5-TRINITRO-1,3,5-TRIAZINE	5/29/1991	0.985	ug/L	0.11	
G0024	2,067,195	403,887	HEXAHYDRO-1,3,5-TRINITRO-1,3,5-TRIAZINE	10/16/1990		ug/L	0.11	ND
G0024	2,067,195	403,887	HEXAHYDRO-1,3,5-TRINITRO-1,3,5-TRIAZINE	4/24/1990	11.9	ug/L	0.11	
G0024	2,067,195	403,887	HEXAHYDRO-1,3,5-TRINITRO-1,3,5-TRIAZINE	5/15/1989	37.8	ug/L	0.11	
G0024	2,067,195	403,887	HEXAHYDRO-1,3,5-TRINITRO-1,3,5-TRIAZINE	11/8/1988	18	ug/L	0.11	
G0024	2,067,195	403,887	HEXAHYDRO-1,3,5-TRINITRO-1,3,5-TRIAZINE	7/26/1988	1.36	ug/L	0.11	
G0024	2,067,195	403,887	HEXAHYDRO-1,3,5-TRINITRO-1,3,5-TRIAZINE	1/25/1988	34.7	ug/L	0.11	
G0024	2,067,195	403,887	HEXAHYDRO-1,3,5-TRINITRO-1,3,5-TRIAZINE	4/15/1987	0.89	ug/L	0.11	
G0024	2,067,195	403,887	HEXAHYDRO-1,3,5-TRINITRO-1,3,5-TRIAZINE	9/24/1986	16.9	ug/L	0.11	
G0024	2,067,195	403,887	HEXAHYDRO-1,3,5-TRINITRO-1,3,5-TRIAZINE	3/12/1986	50.0	ug/L	0.11	
G0024	2,067,195	403,887	HEXAHYDRO-1,3,5-TRINITRO-1,3,5-TRIAZINE	12/11/1985	48.6	ug/L	0.11	
G0024	2,067,195	403,887	HEXAHYDRO-1,3,5-TRINITRO-1,3,5-TRIAZINE	9/11/1985	14.1	ug/L	0.11	
G0024	2,067,195	403,887	HEXAHYDRO-1,3,5-TRINITRO-1,3,5-TRIAZINE	6/19/1985	41.2	ug/L	0.11	
G0024	2,067,195	403,887	HEXAHYDRO-1,3,5-TRINITRO-1,3,5-TRIAZINE	12/4/1984		ug/L	0.11	ND
G0024	2,067,195	403,887	HEXAHYDRO-1,3,5-TRINITRO-1,3,5-TRIAZINE	9/19/1984	80.1	ug/L	0.11	
G0024	2,067,195	403,887	HEXAHYDRO-1,3,5-TRINITRO-1,3,5-TRIAZINE	6/15/1984	54.8	ug/L	0.11	
G0024	2,067,195	403,887	HEXAHYDRO-1,3,5-TRINITRO-1,3,5-TRIAZINE	2/10/1984		ug/L	0.11	ND
G0024	2,067,195	403,887	HEXAHYDRO-1,3,5-TRINITRO-1,3,5-TRIAZINE	11/2/1983	171	ug/L	0.11	
G0024	2,067,195	403,887	HEXAHYDRO-1,3,5-TRINITRO-1,3,5-TRIAZINE	1/15/1983	180	ug/L	0.11	
G0024	2,067,195	403,887	HEXAHYDRO-1,3,5-TRINITRO-1,3,5-TRIAZINE	1/6/1982	150	ug/L	0.11	

TABLE G.2-1
CORNHUSKER ARMY AMMUNITION PLANT
MAROS EXTRACTION WELL DATA INPUTS

WellName	XCoord	YCoord	Constituent	SampleDate	Result	Units	DetLim	Flags
G0077	2,067,218	403,894	2,4,6-TRINITROTOLUENE	5/18/2022	7.7	ug/L	0.048	
G0077	2,067,218	403,894	2,4,6-TRINITROTOLUENE	5/26/2021	4.3	ug/L	0.046	
G0077	2,067,218	403,894	2,4,6-TRINITROTOLUENE	6/15/2020	3.3	ug/L	0.047	
G0077	2,067,218	403,894	2,4,6-TRINITROTOLUENE	6/10/2019	2.2	ug/L	0.15	
G0077	2,067,218	403,894	2,4,6-TRINITROTOLUENE	3/20/2018	5.3	ug/L	0.17	
G0077	2,067,218	403,894	2,4,6-TRINITROTOLUENE	4/1/2017	5.5	ug/L	0.17	
G0077	2,067,218	403,894	2,4,6-TRINITROTOLUENE	8/9/2016	5.3	ug/L	0.17	
G0077	2,067,218	403,894	2,4,6-TRINITROTOLUENE	8/12/2015	6	ug/L	0.17	
G0077	2,067,218	403,894	2,4,6-TRINITROTOLUENE	8/14/2014	6.1	ug/L	0.17	
G0077	2,067,218	403,894	2,4,6-TRINITROTOLUENE	3/13/2013	7.10	ug/L	0.17	TR
G0077	2,067,218	403,894	2,4,6-TRINITROTOLUENE	3/12/2012	7.30	ug/L	0.17	
G0077	2,067,218	403,894	2,4,6-TRINITROTOLUENE	3/15/2011	9.60	ug/L	0.17	
G0077	2,067,218	403,894	2,4,6-TRINITROTOLUENE	3/16/2010	13.00	ug/L	0.17	
G0077	2,067,218	403,894	2,4,6-TRINITROTOLUENE	3/13/2009	15.00	ug/L	0.17	
G0077	2,067,218	403,894	2,4,6-TRINITROTOLUENE	3/12/2008	18.00	ug/L	0.17	
G0077	2,067,218	403,894	2,4,6-TRINITROTOLUENE	3/12/2007	21.00	ug/L	0.17	
G0077	2,067,218	403,894	2,4,6-TRINITROTOLUENE	3/14/2006	23.00	ug/L	0.17	
G0077	2,067,218	403,894	2,4,6-TRINITROTOLUENE	3/15/2005	27.00	ug/L	0.17	
G0077	2,067,218	403,894	2,4,6-TRINITROTOLUENE	3/15/2004	45.00	ug/L	0.17	
G0077	2,067,218	403,894	2,4,6-TRINITROTOLUENE	3/18/2003	55.00	ug/L	0.17	TR
G0077	2,067,218	403,894	2,4,6-TRINITROTOLUENE	3/20/2002	60.00	ug/L	0.17	
G0077	2,067,218	403,894	2,4,6-TRINITROTOLUENE	3/23/2001	130.00	ug/L	0.17	
G0077	2,067,218	403,894	2,4,6-TRINITROTOLUENE	3/23/2000	540.00	ug/L	0.17	
G0077	2,067,218	403,894	2,4,6-TRINITROTOLUENE	3/23/1999	800.00	ug/L	0.17	
G0077	2,067,218	403,894	2,4,6-TRINITROTOLUENE	6/30/1998	418.00	ug/L	0.17	
G0077	2,067,218	403,894	HEXAHYDRO-1,3,5-TRINITRO-1,3,5-TRIAZINE	5/18/2022	1.20	ug/L	0.055	TR
G0077	2,067,218	403,894	HEXAHYDRO-1,3,5-TRINITRO-1,3,5-TRIAZINE	5/26/2021	1.20	ug/L	0.053	TR
G0077	2,067,218	403,894	HEXAHYDRO-1,3,5-TRINITRO-1,3,5-TRIAZINE	6/15/2020	0.46	ug/L	0.054	
G0077	2,067,218	403,894	HEXAHYDRO-1,3,5-TRINITRO-1,3,5-TRIAZINE	6/10/2019	0.53	ug/L	0.15	TR
G0077	2,067,218	403,894	HEXAHYDRO-1,3,5-TRINITRO-1,3,5-TRIAZINE	3/20/2018	1.30	ug/L	0.11	
G0077	2,067,218	403,894	HEXAHYDRO-1,3,5-TRINITRO-1,3,5-TRIAZINE	4/1/2017	1.50	ug/L	0.11	
G0077	2,067,218	403,894	HEXAHYDRO-1,3,5-TRINITRO-1,3,5-TRIAZINE	8/9/2016	1.30	ug/L	0.11	
G0077	2,067,218	403,894	HEXAHYDRO-1,3,5-TRINITRO-1,3,5-TRIAZINE	8/12/2015	1.40	ug/L	0.11	
G0077	2,067,218	403,894	HEXAHYDRO-1,3,5-TRINITRO-1,3,5-TRIAZINE	8/14/2014	2.30	ug/L	0.11	
G0077	2,067,218	403,894	HEXAHYDRO-1,3,5-TRINITRO-1,3,5-TRIAZINE	3/13/2013	2.40	ug/L	0.11	TR

TABLE G.2-1
CORNHUSKER ARMY AMMUNITION PLANT
MAROS EXTRACTION WELL DATA INPUTS

WellName	XCoord	YCoord	Constituent	SampleDate	Result	Units	DetLim	Flags
G0077	2,067,218	403,894	HEXAHYDRO-1,3,5-TRINITRO-1,3,5-TRIAZINE	3/12/2012	3.00	ug/L	0.11	
G0077	2,067,218	403,894	HEXAHYDRO-1,3,5-TRINITRO-1,3,5-TRIAZINE	3/15/2011	3.50	ug/L	0.11	
G0077	2,067,218	403,894	HEXAHYDRO-1,3,5-TRINITRO-1,3,5-TRIAZINE	3/16/2010	2.60	ug/L	0.11	TR
G0077	2,067,218	403,894	HEXAHYDRO-1,3,5-TRINITRO-1,3,5-TRIAZINE	3/13/2009	4.80	ug/L	0.11	
G0077	2,067,218	403,894	HEXAHYDRO-1,3,5-TRINITRO-1,3,5-TRIAZINE	3/12/2008	4.70	ug/L	0.11	
G0077	2,067,218	403,894	HEXAHYDRO-1,3,5-TRINITRO-1,3,5-TRIAZINE	3/12/2007	5.70	ug/L	0.11	
G0077	2,067,218	403,894	HEXAHYDRO-1,3,5-TRINITRO-1,3,5-TRIAZINE	3/14/2006	7.50	ug/L	0.11	
G0077	2,067,218	403,894	HEXAHYDRO-1,3,5-TRINITRO-1,3,5-TRIAZINE	3/15/2005	15.00	ug/L	0.11	
G0077	2,067,218	403,894	HEXAHYDRO-1,3,5-TRINITRO-1,3,5-TRIAZINE	3/15/2004	13.00	ug/L	0.11	
G0077	2,067,218	403,894	HEXAHYDRO-1,3,5-TRINITRO-1,3,5-TRIAZINE	3/18/2003	9.90	ug/L	0.11	TR
G0077	2,067,218	403,894	HEXAHYDRO-1,3,5-TRINITRO-1,3,5-TRIAZINE	3/20/2002	12.00	ug/L	0.11	
G0077	2,067,218	403,894	HEXAHYDRO-1,3,5-TRINITRO-1,3,5-TRIAZINE	3/23/2001	14.00	ug/L	0.11	
G0077	2,067,218	403,894	HEXAHYDRO-1,3,5-TRINITRO-1,3,5-TRIAZINE	3/23/2000	40.00	ug/L	0.11	TR
G0077	2,067,218	403,894	HEXAHYDRO-1,3,5-TRINITRO-1,3,5-TRIAZINE	3/23/1999	55.00	ug/L	0.11	
G0077	2,067,218	403,894	HEXAHYDRO-1,3,5-TRINITRO-1,3,5-TRIAZINE	6/30/1998	13.90	ug/L	0.11	
G0091	2,067,214	405,348	2,4,6-TRINITROTOLUENE	5/12/2022		ug/L	0.048	ND
G0091	2,067,214	405,348	2,4,6-TRINITROTOLUENE	5/24/2021		ug/L	0.044	ND
G0091	2,067,214	405,348	2,4,6-TRINITROTOLUENE	6/16/2020		ug/L	0.089	ND
G0091	2,067,214	405,348	2,4,6-TRINITROTOLUENE	6/11/2019		ug/L	0.16	ND
G0091	2,067,214	405,348	2,4,6-TRINITROTOLUENE	3/15/2018	0.12	ug/L	0.17	TR
G0091	2,067,214	405,348	2,4,6-TRINITROTOLUENE	4/1/2017	0.17	ug/L	0.17	
G0091	2,067,214	405,348	2,4,6-TRINITROTOLUENE	8/16/2016	0.13	ug/L	0.17	TR
G0091	2,067,214	405,348	2,4,6-TRINITROTOLUENE	8/12/2015	0.19	ug/L	0.17	TR
G0091	2,067,214	405,348	2,4,6-TRINITROTOLUENE	8/13/2014	0.23	ug/L	0.17	TR
G0091	2,067,214	405,348	2,4,6-TRINITROTOLUENE	3/13/2013	0.38	ug/L	0.17	TR
G0091	2,067,214	405,348	2,4,6-TRINITROTOLUENE	3/7/2012	0.4	ug/L	0.17	TR
G0091	2,067,214	405,348	2,4,6-TRINITROTOLUENE	3/9/2011	0.51	ug/L	0.17	TR
G0091	2,067,214	405,348	HEXAHYDRO-1,3,5-TRINITRO-1,3,5-TRIAZINE	5/12/2022	0.15	ug/L	0.055	TR
G0091	2,067,214	405,348	HEXAHYDRO-1,3,5-TRINITRO-1,3,5-TRIAZINE	5/24/2021	0.31	ug/L	0.05	
G0091	2,067,214	405,348	HEXAHYDRO-1,3,5-TRINITRO-1,3,5-TRIAZINE	6/16/2020	0.59	ug/L	0.055	
G0091	2,067,214	405,348	HEXAHYDRO-1,3,5-TRINITRO-1,3,5-TRIAZINE	6/11/2019	1.2	ug/L	0.15	TR
G0091	2,067,214	405,348	HEXAHYDRO-1,3,5-TRINITRO-1,3,5-TRIAZINE	3/15/2018	1.1	ug/L	0.11	TR
G0091	2,067,214	405,348	HEXAHYDRO-1,3,5-TRINITRO-1,3,5-TRIAZINE	4/1/2017	1.1	ug/L	0.11	
G0091	2,067,214	405,348	HEXAHYDRO-1,3,5-TRINITRO-1,3,5-TRIAZINE	8/16/2016	0.82	ug/L	0.11	
G0091	2,067,214	405,348	HEXAHYDRO-1,3,5-TRINITRO-1,3,5-TRIAZINE	8/12/2015	0.98	ug/L	0.11	

TABLE G.2-1
CORNHUSKER ARMY AMMUNITION PLANT
MAROS EXTRACTION WELL DATA INPUTS

WellName	XCoord	YCoord	Constituent	SampleDate	Result	Units	DetLim	Flags
G0091	2,067,214	405,348	HEXAHYDRO-1,3,5-TRINITRO-1,3,5-TRIAZINE	8/13/2014	0.81	ug/L	0.11	
G0091	2,067,214	405,348	HEXAHYDRO-1,3,5-TRINITRO-1,3,5-TRIAZINE	3/13/2013	1.5	ug/L	0.11	TR
G0091	2,067,214	405,348	HEXAHYDRO-1,3,5-TRINITRO-1,3,5-TRIAZINE	3/7/2012	2.5	ug/L	0.11	TR
G0091	2,067,214	405,348	HEXAHYDRO-1,3,5-TRINITRO-1,3,5-TRIAZINE	3/9/2011	2.8	ug/L	0.11	
NW020	2,067,328	404,441	2,4,6-TRINITROTOLUENE	5/16/2022		ug/L	0.047	ND
NW020	2,067,328	404,441	2,4,6-TRINITROTOLUENE	5/25/2021	0.93	ug/L	0.046	TR
NW020	2,067,328	404,441	2,4,6-TRINITROTOLUENE	6/15/2020	0.59	ug/L	0.09	
NW020	2,067,328	404,441	2,4,6-TRINITROTOLUENE	6/10/2019	0.33	ug/L	0.16	TR
NW020	2,067,328	404,441	2,4,6-TRINITROTOLUENE	3/19/2018	0.34	ug/L	0.17	
NW020	2,067,328	404,441	2,4,6-TRINITROTOLUENE	3/28/2017	0.33	ug/L	0.17	
NW020	2,067,328	404,441	2,4,6-TRINITROTOLUENE	8/5/2016	0.36	ug/L	0.17	TR
NW020	2,067,328	404,441	2,4,6-TRINITROTOLUENE	8/11/2015	0.29	ug/L	0.17	TR
NW020	2,067,328	404,441	2,4,6-TRINITROTOLUENE	8/13/2014	0.41	ug/L	0.17	
NW020	2,067,328	404,441	2,4,6-TRINITROTOLUENE	3/20/2013	0.70	ug/L	0.17	TR
NW020	2,067,328	404,441	2,4,6-TRINITROTOLUENE	3/6/2012	0.88	ug/L	0.17	
NW020	2,067,328	404,441	2,4,6-TRINITROTOLUENE	3/8/2011	1.10	ug/L	0.17	
NW020	2,067,328	404,441	2,4,6-TRINITROTOLUENE	3/9/2010	1.70	ug/L	0.17	
NW020	2,067,328	404,441	2,4,6-TRINITROTOLUENE	3/10/2009	3.10	ug/L	0.17	
NW020	2,067,328	404,441	2,4,6-TRINITROTOLUENE	3/10/2008	4.10	ug/L	0.17	
NW020	2,067,328	404,441	2,4,6-TRINITROTOLUENE	3/19/2007	3.30	ug/L	0.17	
NW020	2,067,328	404,441	2,4,6-TRINITROTOLUENE	3/14/2006	5.00	ug/L	0.17	
NW020	2,067,328	404,441	2,4,6-TRINITROTOLUENE	3/14/2005	5.80	ug/L	0.17	
NW020	2,067,328	404,441	2,4,6-TRINITROTOLUENE	3/15/2004	6.80	ug/L	0.17	
NW020	2,067,328	404,441	2,4,6-TRINITROTOLUENE	3/17/2003	11.00	ug/L	0.17	
NW020	2,067,328	404,441	2,4,6-TRINITROTOLUENE	3/19/2002	13.00	ug/L	0.17	
NW020	2,067,328	404,441	2,4,6-TRINITROTOLUENE	3/21/2001	19.00	ug/L	0.17	
NW020	2,067,328	404,441	2,4,6-TRINITROTOLUENE	3/14/2000	25.00	ug/L	0.17	TR
NW020	2,067,328	404,441	2,4,6-TRINITROTOLUENE	3/25/1999	34.90	ug/L	0.17	
NW020	2,067,328	404,441	2,4,6-TRINITROTOLUENE	6/16/1998	22.30	ug/L	0.17	
NW020	2,067,328	404,441	2,4,6-TRINITROTOLUENE	10/2/1997	22.80	ug/L	0.17	
NW020	2,067,328	404,441	2,4,6-TRINITROTOLUENE	12/9/1996	30.00	ug/L	0.17	
NW020	2,067,328	404,441	2,4,6-TRINITROTOLUENE	7/17/1994	23.00	ug/L	0.17	
NW020	2,067,328	404,441	2,4,6-TRINITROTOLUENE	6/14/1994	25.00	ug/L	0.17	
NW020	2,067,328	404,441	2,4,6-TRINITROTOLUENE	8/26/1992	25.50	ug/L	0.17	
NW020	2,067,328	404,441	2,4,6-TRINITROTOLUENE	5/31/1991	10.10	ug/L	0.17	

TABLE G.2-1
CORNHUSKER ARMY AMMUNITION PLANT
MAROS EXTRACTION WELL DATA INPUTS

WellName	XCoord	YCoord	Constituent	SampleDate	Result	Units	DetLim	Flags
NW020	2,067,328	404,441	2,4,6-TRINITROTOLUENE	9/10/1985	53.00	ug/L	0.17	
NW020	2,067,328	404,441	2,4,6-TRINITROTOLUENE	4/16/1985	44.00	ug/L	0.17	
NW020	2,067,328	404,441	2,4,6-TRINITROTOLUENE	3/15/1985	32.00	ug/L	0.17	
NW020	2,067,328	404,441	2,4,6-TRINITROTOLUENE	11/29/1984	13.00	ug/L	0.17	
NW020	2,067,328	404,441	HEXAHYDRO-1,3,5-TRINITRO-1,3,5-TRIAZINE	5/16/2022	0.29	ug/L	0.054	TR
NW020	2,067,328	404,441	HEXAHYDRO-1,3,5-TRINITRO-1,3,5-TRIAZINE	5/25/2021	1.00	ug/L	0.053	
NW020	2,067,328	404,441	HEXAHYDRO-1,3,5-TRINITRO-1,3,5-TRIAZINE	6/15/2020	1.50	ug/L	0.05	
NW020	2,067,328	404,441	HEXAHYDRO-1,3,5-TRINITRO-1,3,5-TRIAZINE	6/10/2019	0.17	ug/L	0.15	TR
NW020	2,067,328	404,441	HEXAHYDRO-1,3,5-TRINITRO-1,3,5-TRIAZINE	3/19/2018	0.33	ug/L	0.11	
NW020	2,067,328	404,441	HEXAHYDRO-1,3,5-TRINITRO-1,3,5-TRIAZINE	3/28/2017	0.17	ug/L	0.11	
NW020	2,067,328	404,441	HEXAHYDRO-1,3,5-TRINITRO-1,3,5-TRIAZINE	8/5/2016		ug/L	0.11	ND
NW020	2,067,328	404,441	HEXAHYDRO-1,3,5-TRINITRO-1,3,5-TRIAZINE	8/11/2015	0.31	ug/L	0.11	TR
NW020	2,067,328	404,441	HEXAHYDRO-1,3,5-TRINITRO-1,3,5-TRIAZINE	8/13/2014	0.29	ug/L	0.11	TR
NW020	2,067,328	404,441	HEXAHYDRO-1,3,5-TRINITRO-1,3,5-TRIAZINE	3/20/2013	1.60	ug/L	0.11	TR
NW020	2,067,328	404,441	HEXAHYDRO-1,3,5-TRINITRO-1,3,5-TRIAZINE	3/6/2012	2.20	ug/L	0.11	
NW020	2,067,328	404,441	HEXAHYDRO-1,3,5-TRINITRO-1,3,5-TRIAZINE	3/8/2011	2.40	ug/L	0.11	
NW020	2,067,328	404,441	HEXAHYDRO-1,3,5-TRINITRO-1,3,5-TRIAZINE	3/9/2010	1.70	ug/L	0.11	
NW020	2,067,328	404,441	HEXAHYDRO-1,3,5-TRINITRO-1,3,5-TRIAZINE	3/10/2009	3.30	ug/L	0.11	
NW020	2,067,328	404,441	HEXAHYDRO-1,3,5-TRINITRO-1,3,5-TRIAZINE	3/10/2008	3.20	ug/L	0.11	
NW020	2,067,328	404,441	HEXAHYDRO-1,3,5-TRINITRO-1,3,5-TRIAZINE	3/19/2007	2.90	ug/L	0.11	
NW020	2,067,328	404,441	HEXAHYDRO-1,3,5-TRINITRO-1,3,5-TRIAZINE	3/14/2006	4.30	ug/L	0.11	
NW020	2,067,328	404,441	HEXAHYDRO-1,3,5-TRINITRO-1,3,5-TRIAZINE	3/14/2005	6.20	ug/L	0.11	
NW020	2,067,328	404,441	HEXAHYDRO-1,3,5-TRINITRO-1,3,5-TRIAZINE	3/15/2004	7.10	ug/L	0.11	
NW020	2,067,328	404,441	HEXAHYDRO-1,3,5-TRINITRO-1,3,5-TRIAZINE	3/17/2003	7.10	ug/L	0.11	
NW020	2,067,328	404,441	HEXAHYDRO-1,3,5-TRINITRO-1,3,5-TRIAZINE	3/19/2002	9.50	ug/L	0.11	
NW020	2,067,328	404,441	HEXAHYDRO-1,3,5-TRINITRO-1,3,5-TRIAZINE	3/21/2001	8.30	ug/L	0.11	
NW020	2,067,328	404,441	HEXAHYDRO-1,3,5-TRINITRO-1,3,5-TRIAZINE	3/14/2000	12.00	ug/L	0.11	
NW020	2,067,328	404,441	HEXAHYDRO-1,3,5-TRINITRO-1,3,5-TRIAZINE	3/25/1999	12.40	ug/L	0.11	
NW020	2,067,328	404,441	HEXAHYDRO-1,3,5-TRINITRO-1,3,5-TRIAZINE	6/16/1998	10.70	ug/L	0.11	
NW020	2,067,328	404,441	HEXAHYDRO-1,3,5-TRINITRO-1,3,5-TRIAZINE	10/2/1997	10.10	ug/L	0.11	
NW020	2,067,328	404,441	HEXAHYDRO-1,3,5-TRINITRO-1,3,5-TRIAZINE	12/9/1996	12.00	ug/L	0.11	
NW020	2,067,328	404,441	HEXAHYDRO-1,3,5-TRINITRO-1,3,5-TRIAZINE	7/17/1994	26.00	ug/L	0.11	
NW020	2,067,328	404,441	HEXAHYDRO-1,3,5-TRINITRO-1,3,5-TRIAZINE	6/14/1994	24.00	ug/L	0.11	
NW020	2,067,328	404,441	HEXAHYDRO-1,3,5-TRINITRO-1,3,5-TRIAZINE	8/26/1992	25.40	ug/L	0.11	
NW020	2,067,328	404,441	HEXAHYDRO-1,3,5-TRINITRO-1,3,5-TRIAZINE	5/31/1991	28.00	ug/L	0.11	

TABLE G.2-1
CORNHUSKER ARMY AMMUNITION PLANT
MAROS EXTRACTION WELL DATA INPUTS

WellName	XCoord	YCoord	Constituent	SampleDate	Result	Units	DetLim	Flags
NW020	2,067,328	404,441	HEXAHYDRO-1,3,5-TRINITRO-1,3,5-TRIAZINE	9/10/1985	41.70	ug/L	0.11	
NW020	2,067,328	404,441	HEXAHYDRO-1,3,5-TRINITRO-1,3,5-TRIAZINE	4/16/1985	43.00	ug/L	0.11	
NW020	2,067,328	404,441	HEXAHYDRO-1,3,5-TRINITRO-1,3,5-TRIAZINE	3/15/1985	30.00	ug/L	0.11	
NW020	2,067,328	404,441	HEXAHYDRO-1,3,5-TRINITRO-1,3,5-TRIAZINE	11/29/1984	17.00	ug/L	0.11	
NW021	2,067,301	404,393	2,4,6-TRINITROTOLUENE	5/16/2022		ug/L	0.045	ND
NW021	2,067,301	404,393	2,4,6-TRINITROTOLUENE	5/25/2021		ug/L	0.047	ND
NW021	2,067,301	404,393	2,4,6-TRINITROTOLUENE	6/15/2020		ug/L	0.05	ND
NW021	2,067,301	404,393	2,4,6-TRINITROTOLUENE	6/10/2019		ug/L	0.15	ND
NW021	2,067,301	404,393	2,4,6-TRINITROTOLUENE	3/19/2018	0.08	ug/L	0.17	TR
NW021	2,067,301	404,393	2,4,6-TRINITROTOLUENE	3/28/2017		ug/L	0.17	ND
NW021	2,067,301	404,393	2,4,6-TRINITROTOLUENE	8/5/2016		ug/L	0.17	ND
NW021	2,067,301	404,393	2,4,6-TRINITROTOLUENE	8/11/2015		ug/L	0.17	ND
NW021	2,067,301	404,393	2,4,6-TRINITROTOLUENE	8/14/2014		ug/L	0.17	ND
NW021	2,067,301	404,393	2,4,6-TRINITROTOLUENE	3/20/2013		ug/L	0.17	ND
NW021	2,067,301	404,393	2,4,6-TRINITROTOLUENE	3/6/2012		ug/L	0.17	ND
NW021	2,067,301	404,393	2,4,6-TRINITROTOLUENE	3/8/2011		ug/L	0.17	ND
NW021	2,067,301	404,393	2,4,6-TRINITROTOLUENE	3/9/2010	0.19	ug/L	0.17	
NW021	2,067,301	404,393	2,4,6-TRINITROTOLUENE	3/10/2009		ug/L	0.17	ND
NW021	2,067,301	404,393	2,4,6-TRINITROTOLUENE	3/10/2008		ug/L	0.17	ND
NW021	2,067,301	404,393	2,4,6-TRINITROTOLUENE	3/9/2007		ug/L	0.17	ND
NW021	2,067,301	404,393	2,4,6-TRINITROTOLUENE	3/14/2006		ug/L	0.17	ND
NW021	2,067,301	404,393	2,4,6-TRINITROTOLUENE	3/14/2005		ug/L	0.17	ND
NW021	2,067,301	404,393	2,4,6-TRINITROTOLUENE	3/15/2004		ug/L	0.17	ND
NW021	2,067,301	404,393	2,4,6-TRINITROTOLUENE	3/17/2003	0.11	ug/L	0.17	TR
NW021	2,067,301	404,393	2,4,6-TRINITROTOLUENE	3/19/2002	0.31	ug/L	0.17	
NW021	2,067,301	404,393	2,4,6-TRINITROTOLUENE	3/21/2001	2.8	ug/L	0.17	
NW021	2,067,301	404,393	2,4,6-TRINITROTOLUENE	3/14/2000	3.10	ug/L	0.17	
NW021	2,067,301	404,393	2,4,6-TRINITROTOLUENE	3/25/1999	4.78	ug/L	0.17	
NW021	2,067,301	404,393	2,4,6-TRINITROTOLUENE	6/16/1998	1.71	ug/L	0.17	
NW021	2,067,301	404,393	2,4,6-TRINITROTOLUENE	10/2/1997	3.21	ug/L	0.17	
NW021	2,067,301	404,393	2,4,6-TRINITROTOLUENE	12/9/1996	3.80	ug/L	0.17	
NW021	2,067,301	404,393	2,4,6-TRINITROTOLUENE	7/17/1994	3.09	ug/L	0.17	
NW021	2,067,301	404,393	2,4,6-TRINITROTOLUENE	6/14/1994	3.04	ug/L	0.17	
NW021	2,067,301	404,393	2,4,6-TRINITROTOLUENE	8/26/1992	3.82	ug/L	0.17	
NW021	2,067,301	404,393	2,4,6-TRINITROTOLUENE	6/2/1991	1.60	ug/L	0.17	

TABLE G.2-1
CORNHUSKER ARMY AMMUNITION PLANT
MAROS EXTRACTION WELL DATA INPUTS

WellName	XCoord	YCoord	Constituent	SampleDate	Result	Units	DetLim	Flags
NW021	2,067,301	404,393	2,4,6-TRINITROTOLUENE	9/10/1985	27.40	ug/L	0.17	
NW021	2,067,301	404,393	2,4,6-TRINITROTOLUENE	4/16/1985	19.00	ug/L	0.17	
NW021	2,067,301	404,393	2,4,6-TRINITROTOLUENE	3/15/1985	10.00	ug/L	0.17	
NW021	2,067,301	404,393	2,4,6-TRINITROTOLUENE	11/29/1984	11.00	ug/L	0.17	
NW021	2,067,301	404,393	HEXAHYDRO-1,3,5-TRINITRO-1,3,5-TRIAZINE	5/16/2022	0.22	ug/L	0.052	
NW021	2,067,301	404,393	HEXAHYDRO-1,3,5-TRINITRO-1,3,5-TRIAZINE	5/25/2021	0.13	ug/L	0.053	TR
NW021	2,067,301	404,393	HEXAHYDRO-1,3,5-TRINITRO-1,3,5-TRIAZINE	6/15/2020		ug/L	0.06	ND
NW021	2,067,301	404,393	HEXAHYDRO-1,3,5-TRINITRO-1,3,5-TRIAZINE	6/10/2019		ug/L	0.15	ND
NW021	2,067,301	404,393	HEXAHYDRO-1,3,5-TRINITRO-1,3,5-TRIAZINE	3/19/2018	0.21	ug/L	0.11	TR
NW021	2,067,301	404,393	HEXAHYDRO-1,3,5-TRINITRO-1,3,5-TRIAZINE	3/28/2017	0.24	ug/L	0.11	
NW021	2,067,301	404,393	HEXAHYDRO-1,3,5-TRINITRO-1,3,5-TRIAZINE	8/5/2016	0.35	ug/L	0.11	
NW021	2,067,301	404,393	HEXAHYDRO-1,3,5-TRINITRO-1,3,5-TRIAZINE	8/11/2015	0.22	ug/L	0.11	TR
NW021	2,067,301	404,393	HEXAHYDRO-1,3,5-TRINITRO-1,3,5-TRIAZINE	8/14/2014	0.50	ug/L	0.11	TR
NW021	2,067,301	404,393	HEXAHYDRO-1,3,5-TRINITRO-1,3,5-TRIAZINE	3/20/2013	0.95	ug/L	0.11	
NW021	2,067,301	404,393	HEXAHYDRO-1,3,5-TRINITRO-1,3,5-TRIAZINE	3/6/2012	1.30	ug/L	0.11	TR
NW021	2,067,301	404,393	HEXAHYDRO-1,3,5-TRINITRO-1,3,5-TRIAZINE	3/8/2011	1.50	ug/L	0.11	
NW021	2,067,301	404,393	HEXAHYDRO-1,3,5-TRINITRO-1,3,5-TRIAZINE	3/9/2010	1.90	ug/L	0.11	
NW021	2,067,301	404,393	HEXAHYDRO-1,3,5-TRINITRO-1,3,5-TRIAZINE	3/10/2009	2.60	ug/L	0.11	
NW021	2,067,301	404,393	HEXAHYDRO-1,3,5-TRINITRO-1,3,5-TRIAZINE	3/10/2008	4.30	ug/L	0.11	
NW021	2,067,301	404,393	HEXAHYDRO-1,3,5-TRINITRO-1,3,5-TRIAZINE	3/9/2007	4.30	ug/L	0.11	
NW021	2,067,301	404,393	HEXAHYDRO-1,3,5-TRINITRO-1,3,5-TRIAZINE	3/14/2006	6.30	ug/L	0.11	
NW021	2,067,301	404,393	HEXAHYDRO-1,3,5-TRINITRO-1,3,5-TRIAZINE	3/14/2005	5.70	ug/L	0.11	
NW021	2,067,301	404,393	HEXAHYDRO-1,3,5-TRINITRO-1,3,5-TRIAZINE	3/15/2004	4.60	ug/L	0.11	
NW021	2,067,301	404,393	HEXAHYDRO-1,3,5-TRINITRO-1,3,5-TRIAZINE	3/17/2003	2.00	ug/L	0.11	
NW021	2,067,301	404,393	HEXAHYDRO-1,3,5-TRINITRO-1,3,5-TRIAZINE	3/19/2002	3.7	ug/L	0.11	
NW021	2,067,301	404,393	HEXAHYDRO-1,3,5-TRINITRO-1,3,5-TRIAZINE	3/21/2001	7.1	ug/L	0.11	
NW021	2,067,301	404,393	HEXAHYDRO-1,3,5-TRINITRO-1,3,5-TRIAZINE	3/14/2000	5.00	ug/L	0.11	
NW021	2,067,301	404,393	HEXAHYDRO-1,3,5-TRINITRO-1,3,5-TRIAZINE	3/25/1999	6.09	ug/L	0.11	
NW021	2,067,301	404,393	HEXAHYDRO-1,3,5-TRINITRO-1,3,5-TRIAZINE	6/16/1998	3.44	ug/L	0.11	
NW021	2,067,301	404,393	HEXAHYDRO-1,3,5-TRINITRO-1,3,5-TRIAZINE	10/2/1997	4.02	ug/L	0.11	
NW021	2,067,301	404,393	HEXAHYDRO-1,3,5-TRINITRO-1,3,5-TRIAZINE	12/9/1996	4.60	ug/L	0.11	
NW021	2,067,301	404,393	HEXAHYDRO-1,3,5-TRINITRO-1,3,5-TRIAZINE	7/17/1994	5.66	ug/L	0.11	
NW021	2,067,301	404,393	HEXAHYDRO-1,3,5-TRINITRO-1,3,5-TRIAZINE	6/14/1994	4.34	ug/L	0.11	
NW021	2,067,301	404,393	HEXAHYDRO-1,3,5-TRINITRO-1,3,5-TRIAZINE	8/26/1992	5.43	ug/L	0.11	
NW021	2,067,301	404,393	HEXAHYDRO-1,3,5-TRINITRO-1,3,5-TRIAZINE	6/2/1991	4.01	ug/L	0.11	

TABLE G.2-1
CORNHUSKER ARMY AMMUNITION PLANT
MAROS EXTRACTION WELL DATA INPUTS

WellName	XCoord	YCoord	Constituent	SampleDate	Result	Units	DetLim	Flags
NW021	2,067,301	404,393	HEXAHYDRO-1,3,5-TRINITRO-1,3,5-TRIAZINE	9/10/1985	26.00	ug/L	0.11	
NW021	2,067,301	404,393	HEXAHYDRO-1,3,5-TRINITRO-1,3,5-TRIAZINE	4/16/1985	30.00	ug/L	0.11	
NW021	2,067,301	404,393	HEXAHYDRO-1,3,5-TRINITRO-1,3,5-TRIAZINE	3/15/1985	19.00	ug/L	0.11	
NW021	2,067,301	404,393	HEXAHYDRO-1,3,5-TRINITRO-1,3,5-TRIAZINE	11/29/1984	21.00	ug/L	0.11	
PZ017R	2,067,255	403,469	2,4,6-TRINITROTOLUENE	5/18/2022	3.90	ug/L	0.048	
PZ017R	2,067,255	403,469	2,4,6-TRINITROTOLUENE	5/26/2021	10.00	ug/L	0.047	
PZ017R	2,067,255	403,469	2,4,6-TRINITROTOLUENE	6/16/2020	11.00	ug/L	0.048	
PZ017R	2,067,255	403,469	2,4,6-TRINITROTOLUENE	6/11/2019	19.00	ug/L	0.16	
PZ017R	2,067,255	403,469	2,4,6-TRINITROTOLUENE	3/20/2018	17	ug/L	0.17	TR
PZ017R	2,067,255	403,469	2,4,6-TRINITROTOLUENE	4/1/2017	25	ug/L	0.17	TR
PZ017R	2,067,255	403,469	2,4,6-TRINITROTOLUENE	8/9/2016	22	ug/L	0.17	
PZ017R	2,067,255	403,469	2,4,6-TRINITROTOLUENE	8/13/2015	24	ug/L	0.17	
PZ017R	2,067,255	403,469	2,4,6-TRINITROTOLUENE	8/15/2014	29	ug/L	0.17	
PZ017R	2,067,255	403,469	2,4,6-TRINITROTOLUENE	3/13/2013	30.90	ug/L	0.17	TR
PZ017R	2,067,255	403,469	2,4,6-TRINITROTOLUENE	3/12/2012	23.50	ug/L	0.17	
PZ017R	2,067,255	403,469	2,4,6-TRINITROTOLUENE	3/14/2011	33.80	ug/L	0.17	
PZ017R	2,067,255	403,469	2,4,6-TRINITROTOLUENE	3/16/2010	41.00	ug/L	0.17	TR
PZ017R	2,067,255	403,469	2,4,6-TRINITROTOLUENE	3/12/2008	70.00	ug/L	0.17	
PZ017R	2,067,255	403,469	2,4,6-TRINITROTOLUENE	3/12/2007	79.00	ug/L	0.17	
PZ017R	2,067,255	403,469	2,4,6-TRINITROTOLUENE	3/14/2006	91.00	ug/L	0.17	
PZ017R	2,067,255	403,469	2,4,6-TRINITROTOLUENE	3/15/2005	84.00	ug/L	0.17	
PZ017R	2,067,255	403,469	2,4,6-TRINITROTOLUENE	3/16/2004	100.00	ug/L	0.17	
PZ017R	2,067,255	403,469	2,4,6-TRINITROTOLUENE	3/19/2003	100.00	ug/L	0.17	TR
PZ017R	2,067,255	403,469	2,4,6-TRINITROTOLUENE	3/19/2002	78.00	ug/L	0.17	TR
PZ017R	2,067,255	403,469	2,4,6-TRINITROTOLUENE	3/22/2001	100.00	ug/L	0.17	
PZ017R	2,067,255	403,469	HEXAHYDRO-1,3,5-TRINITRO-1,3,5-TRIAZINE	5/18/2022	1.20	ug/L	0.054	
PZ017R	2,067,255	403,469	HEXAHYDRO-1,3,5-TRINITRO-1,3,5-TRIAZINE	5/26/2021	2.10	ug/L	0.054	
PZ017R	2,067,255	403,469	HEXAHYDRO-1,3,5-TRINITRO-1,3,5-TRIAZINE	6/16/2020	1.40	ug/L	0.055	
PZ017R	2,067,255	403,469	HEXAHYDRO-1,3,5-TRINITRO-1,3,5-TRIAZINE	6/11/2019	1.00	ug/L	0.16	TR
PZ017R	2,067,255	403,469	HEXAHYDRO-1,3,5-TRINITRO-1,3,5-TRIAZINE	3/20/2018	1.80	ug/L	0.11	TR
PZ017R	2,067,255	403,469	HEXAHYDRO-1,3,5-TRINITRO-1,3,5-TRIAZINE	4/1/2017	3.00	ug/L	0.11	TR
PZ017R	2,067,255	403,469	HEXAHYDRO-1,3,5-TRINITRO-1,3,5-TRIAZINE	8/9/2016	3.40	ug/L	0.11	
PZ017R	2,067,255	403,469	HEXAHYDRO-1,3,5-TRINITRO-1,3,5-TRIAZINE	8/13/2015	6.00	ug/L	0.11	
PZ017R	2,067,255	403,469	HEXAHYDRO-1,3,5-TRINITRO-1,3,5-TRIAZINE	8/15/2014	6.80	ug/L	0.11	
PZ017R	2,067,255	403,469	HEXAHYDRO-1,3,5-TRINITRO-1,3,5-TRIAZINE	3/13/2013	9.30	ug/L	0.11	TR

TABLE G.2-1
CORNHUSKER ARMY AMMUNITION PLANT
MAROS EXTRACTION WELL DATA INPUTS

WellName	XCoord	YCoord	Constituent	SampleDate	Result	Units	DetLim	Flags
PZ017R	2,067,255	403,469	HEXAHYDRO-1,3,5-TRINITRO-1,3,5-TRIAZINE	3/12/2012	8.00	ug/L	0.11	
PZ017R	2,067,255	403,469	HEXAHYDRO-1,3,5-TRINITRO-1,3,5-TRIAZINE	3/14/2011	10.20	ug/L	0.11	
PZ017R	2,067,255	403,469	HEXAHYDRO-1,3,5-TRINITRO-1,3,5-TRIAZINE	3/16/2010	10.00	ug/L	0.11	TR
PZ017R	2,067,255	403,469	HEXAHYDRO-1,3,5-TRINITRO-1,3,5-TRIAZINE	3/12/2008	50.00	ug/L	0.11	
PZ017R	2,067,255	403,469	HEXAHYDRO-1,3,5-TRINITRO-1,3,5-TRIAZINE	3/12/2007	59.00	ug/L	0.11	
PZ017R	2,067,255	403,469	HEXAHYDRO-1,3,5-TRINITRO-1,3,5-TRIAZINE	3/14/2006	71.00	ug/L	0.11	
PZ017R	2,067,255	403,469	HEXAHYDRO-1,3,5-TRINITRO-1,3,5-TRIAZINE	3/15/2005	85.00	ug/L	0.11	
PZ017R	2,067,255	403,469	HEXAHYDRO-1,3,5-TRINITRO-1,3,5-TRIAZINE	3/16/2004	110.00	ug/L	0.11	
PZ017R	2,067,255	403,469	HEXAHYDRO-1,3,5-TRINITRO-1,3,5-TRIAZINE	3/19/2003	120.00	ug/L	0.11	TR
PZ017R	2,067,255	403,469	HEXAHYDRO-1,3,5-TRINITRO-1,3,5-TRIAZINE	3/19/2002	70.00	ug/L	0.11	TR
PZ017R	2,067,255	403,469	HEXAHYDRO-1,3,5-TRINITRO-1,3,5-TRIAZINE	3/22/2001	93.00	ug/L	0.11	
PZ018	2,067,257	403,293	2,4,6-TRINITROTOLUENE	5/18/2022	3.30	ug/L	0.049	
PZ018	2,067,257	403,293	2,4,6-TRINITROTOLUENE	5/25/2021	4.60	ug/L	0.049	
PZ018	2,067,257	403,293	2,4,6-TRINITROTOLUENE	6/16/2020		ug/L	0.049	ND
PZ018	2,067,257	403,293	2,4,6-TRINITROTOLUENE	6/11/2019	6.30	ug/L	0.16	
PZ018	2,067,257	403,293	2,4,6-TRINITROTOLUENE	3/20/2018	6.80	ug/L	0.17	
PZ018	2,067,257	403,293	2,4,6-TRINITROTOLUENE	3/30/2017	10.00	ug/L	0.17	TR
PZ018	2,067,257	403,293	2,4,6-TRINITROTOLUENE	8/9/2016	0.47	ug/L	0.17	TR
PZ018	2,067,257	403,293	2,4,6-TRINITROTOLUENE	8/12/2015	14.00	ug/L	0.17	
PZ018	2,067,257	403,293	2,4,6-TRINITROTOLUENE	8/15/2014	11.00	ug/L	0.17	
PZ018	2,067,257	403,293	2,4,6-TRINITROTOLUENE	3/13/2013	14.10	ug/L	0.17	
PZ018	2,067,257	403,293	2,4,6-TRINITROTOLUENE	3/12/2012	16.80	ug/L	0.17	
PZ018	2,067,257	403,293	2,4,6-TRINITROTOLUENE	3/14/2011	19.30	ug/L	0.17	
PZ018	2,067,257	403,293	2,4,6-TRINITROTOLUENE	3/16/2010	25.00	ug/L	0.17	
PZ018	2,067,257	403,293	2,4,6-TRINITROTOLUENE	3/17/2009	32.00	ug/L	0.17	
PZ018	2,067,257	403,293	2,4,6-TRINITROTOLUENE	3/11/2008	32.00	ug/L	0.17	
PZ018	2,067,257	403,293	2,4,6-TRINITROTOLUENE	3/12/2007	40.00	ug/L	0.17	
PZ018	2,067,257	403,293	2,4,6-TRINITROTOLUENE	3/14/2006	52.00	ug/L	0.17	
PZ018	2,067,257	403,293	2,4,6-TRINITROTOLUENE	3/15/2005	58.00	ug/L	0.17	
PZ018	2,067,257	403,293	2,4,6-TRINITROTOLUENE	3/15/2004	74.00	ug/L	0.17	
PZ018	2,067,257	403,293	2,4,6-TRINITROTOLUENE	3/19/2003	85.00	ug/L	0.17	TR
PZ018	2,067,257	403,293	2,4,6-TRINITROTOLUENE	3/19/2002	66.00	ug/L	0.17	
PZ018	2,067,257	403,293	2,4,6-TRINITROTOLUENE	3/22/2001	100.00	ug/L	0.17	
PZ018	2,067,257	403,293	HEXAHYDRO-1,3,5-TRINITRO-1,3,5-TRIAZINE	5/18/2022	0.68	ug/L	0.056	
PZ018	2,067,257	403,293	HEXAHYDRO-1,3,5-TRINITRO-1,3,5-TRIAZINE	5/25/2021		ug/L	0.056	ND

TABLE G.2-1
CORNHUSKER ARMY AMMUNITION PLANT
MAROS EXTRACTION WELL DATA INPUTS

WellName	XCoord	YCoord	Constituent	SampleDate	Result	Units	DetLim	Flags
PZ018	2,067,257	403,293	HEXAHYDRO-1,3,5-TRINITRO-1,3,5-TRIAZINE	6/16/2020	1.00	ug/L	0.056	
PZ018	2,067,257	403,293	HEXAHYDRO-1,3,5-TRINITRO-1,3,5-TRIAZINE	6/11/2019	1.10	ug/L	0.16	
PZ018	2,067,257	403,293	HEXAHYDRO-1,3,5-TRINITRO-1,3,5-TRIAZINE	3/20/2018	1.60	ug/L	0.11	
PZ018	2,067,257	403,293	HEXAHYDRO-1,3,5-TRINITRO-1,3,5-TRIAZINE	3/30/2017	2.60	ug/L	0.11	TR
PZ018	2,067,257	403,293	HEXAHYDRO-1,3,5-TRINITRO-1,3,5-TRIAZINE	8/9/2016	0.10	ug/L	0.11	
PZ018	2,067,257	403,293	HEXAHYDRO-1,3,5-TRINITRO-1,3,5-TRIAZINE	8/12/2015	2.50	ug/L	0.11	
PZ018	2,067,257	403,293	HEXAHYDRO-1,3,5-TRINITRO-1,3,5-TRIAZINE	8/15/2014	4.80	ug/L	0.11	
PZ018	2,067,257	403,293	HEXAHYDRO-1,3,5-TRINITRO-1,3,5-TRIAZINE	3/13/2013	4.20	ug/L	0.11	
PZ018	2,067,257	403,293	HEXAHYDRO-1,3,5-TRINITRO-1,3,5-TRIAZINE	3/12/2012	5.50	ug/L	0.11	
PZ018	2,067,257	403,293	HEXAHYDRO-1,3,5-TRINITRO-1,3,5-TRIAZINE	3/14/2011	6.20	ug/L	0.11	
PZ018	2,067,257	403,293	HEXAHYDRO-1,3,5-TRINITRO-1,3,5-TRIAZINE	3/16/2010	16.00	ug/L	0.11	
PZ018	2,067,257	403,293	HEXAHYDRO-1,3,5-TRINITRO-1,3,5-TRIAZINE	3/17/2009	23.00	ug/L	0.11	
PZ018	2,067,257	403,293	HEXAHYDRO-1,3,5-TRINITRO-1,3,5-TRIAZINE	3/11/2008	33.00	ug/L	0.11	
PZ018	2,067,257	403,293	HEXAHYDRO-1,3,5-TRINITRO-1,3,5-TRIAZINE	3/12/2007	46.00	ug/L	0.11	
PZ018	2,067,257	403,293	HEXAHYDRO-1,3,5-TRINITRO-1,3,5-TRIAZINE	3/14/2006	50.00	ug/L	0.11	
PZ018	2,067,257	403,293	HEXAHYDRO-1,3,5-TRINITRO-1,3,5-TRIAZINE	3/15/2005	69.00	ug/L	0.11	
PZ018	2,067,257	403,293	HEXAHYDRO-1,3,5-TRINITRO-1,3,5-TRIAZINE	3/15/2004	68.00	ug/L	0.11	
PZ018	2,067,257	403,293	HEXAHYDRO-1,3,5-TRINITRO-1,3,5-TRIAZINE	3/19/2003	60.00	ug/L	0.11	TR
PZ018	2,067,257	403,293	HEXAHYDRO-1,3,5-TRINITRO-1,3,5-TRIAZINE	3/19/2002	54.00	ug/L	0.11	
PZ018	2,067,257	403,293	HEXAHYDRO-1,3,5-TRINITRO-1,3,5-TRIAZINE	3/22/2001	54.00	ug/L	0.11	
PZ020	2,067,224	404,088	2,4,6-TRINITROTOLUENE	5/18/2022	5.00	ug/L	0.048	
PZ020	2,067,224	404,088	2,4,6-TRINITROTOLUENE	5/26/2021	3.80	ug/L	0.047	
PZ020	2,067,224	404,088	2,4,6-TRINITROTOLUENE	6/15/2020	2.20	ug/L	0.047	
PZ020	2,067,224	404,088	2,4,6-TRINITROTOLUENE	6/10/2019	3.00	ug/L	0.16	
PZ020	2,067,224	404,088	2,4,6-TRINITROTOLUENE	3/20/2018	5.90	ug/L	0.17	
PZ020	2,067,224	404,088	2,4,6-TRINITROTOLUENE	3/31/2017	5.00	ug/L	0.17	
PZ020	2,067,224	404,088	2,4,6-TRINITROTOLUENE	8/17/2016	4.30	ug/L	0.17	
PZ020	2,067,224	404,088	2,4,6-TRINITROTOLUENE	8/17/2015	3.90	ug/L	0.17	TR
PZ020	2,067,224	404,088	2,4,6-TRINITROTOLUENE	8/8/2014	3.00	ug/L	0.17	TR
PZ020	2,067,224	404,088	2,4,6-TRINITROTOLUENE	3/13/2013	4.40	ug/L	0.17	
PZ020	2,067,224	404,088	2,4,6-TRINITROTOLUENE	3/12/2012	4.70	ug/L	0.17	
PZ020	2,067,224	404,088	2,4,6-TRINITROTOLUENE	3/15/2011	5.90	ug/L	0.17	
PZ020	2,067,224	404,088	2,4,6-TRINITROTOLUENE	3/16/2010	8.00	ug/L	0.17	
PZ020	2,067,224	404,088	2,4,6-TRINITROTOLUENE	3/13/2009	8.60	ug/L	0.17	
PZ020	2,067,224	404,088	2,4,6-TRINITROTOLUENE	3/13/2008	10.00	ug/L	0.17	

TABLE G.2-1
CORNHUSKER ARMY AMMUNITION PLANT
MAROS EXTRACTION WELL DATA INPUTS

WellName	XCoord	YCoord	Constituent	SampleDate	Result	Units	DetLim	Flags
PZ020	2,067,224	404,088	2,4,6-TRINITROTOLUENE	3/12/2007	13.00	ug/L	0.17	
PZ020	2,067,224	404,088	2,4,6-TRINITROTOLUENE	3/14/2006	17.00	ug/L	0.17	
PZ020	2,067,224	404,088	2,4,6-TRINITROTOLUENE	3/15/2005	16.00	ug/L	0.17	
PZ020	2,067,224	404,088	2,4,6-TRINITROTOLUENE	3/16/2004	23.00	ug/L	0.17	
PZ020	2,067,224	404,088	2,4,6-TRINITROTOLUENE	3/18/2003	22.00	ug/L	0.17	TR
PZ020	2,067,224	404,088	2,4,6-TRINITROTOLUENE	3/20/2002	42.00	ug/L	0.17	TR
PZ020	2,067,224	404,088	2,4,6-TRINITROTOLUENE	3/22/2001	85.00	ug/L	0.17	
PZ020	2,067,224	404,088	HEXAHYDRO-1,3,5-TRINITRO-1,3,5-TRIAZINE	5/18/2022	0.45	ug/L	0.055	TR
PZ020	2,067,224	404,088	HEXAHYDRO-1,3,5-TRINITRO-1,3,5-TRIAZINE	5/26/2021	0.68	ug/L	0.053	TR
PZ020	2,067,224	404,088	HEXAHYDRO-1,3,5-TRINITRO-1,3,5-TRIAZINE	6/15/2020	0.58	ug/L	0.054	
PZ020	2,067,224	404,088	HEXAHYDRO-1,3,5-TRINITRO-1,3,5-TRIAZINE	6/10/2019	0.37	ug/L	0.15	TR
PZ020	2,067,224	404,088	HEXAHYDRO-1,3,5-TRINITRO-1,3,5-TRIAZINE	3/20/2018	0.62	ug/L	0.11	
PZ020	2,067,224	404,088	HEXAHYDRO-1,3,5-TRINITRO-1,3,5-TRIAZINE	3/31/2017	0.62	ug/L	0.11	
PZ020	2,067,224	404,088	HEXAHYDRO-1,3,5-TRINITRO-1,3,5-TRIAZINE	8/17/2016	0.52	ug/L	0.11	
PZ020	2,067,224	404,088	HEXAHYDRO-1,3,5-TRINITRO-1,3,5-TRIAZINE	8/17/2015	1.10	ug/L	0.11	
PZ020	2,067,224	404,088	HEXAHYDRO-1,3,5-TRINITRO-1,3,5-TRIAZINE	8/8/2014	1.10	ug/L	0.11	TR
PZ020	2,067,224	404,088	HEXAHYDRO-1,3,5-TRINITRO-1,3,5-TRIAZINE	3/13/2013		ug/L	0.11	ND
PZ020	2,067,224	404,088	HEXAHYDRO-1,3,5-TRINITRO-1,3,5-TRIAZINE	3/12/2012	2.50	ug/L	0.11	TR
PZ020	2,067,224	404,088	HEXAHYDRO-1,3,5-TRINITRO-1,3,5-TRIAZINE	3/15/2011	2.40	ug/L	0.11	
PZ020	2,067,224	404,088	HEXAHYDRO-1,3,5-TRINITRO-1,3,5-TRIAZINE	3/16/2010	2.30	ug/L	0.11	
PZ020	2,067,224	404,088	HEXAHYDRO-1,3,5-TRINITRO-1,3,5-TRIAZINE	3/13/2009		ug/L	0.11	ND
PZ020	2,067,224	404,088	HEXAHYDRO-1,3,5-TRINITRO-1,3,5-TRIAZINE	3/13/2008	4.10	ug/L	0.11	
PZ020	2,067,224	404,088	HEXAHYDRO-1,3,5-TRINITRO-1,3,5-TRIAZINE	3/12/2007	4.80	ug/L	0.11	
PZ020	2,067,224	404,088	HEXAHYDRO-1,3,5-TRINITRO-1,3,5-TRIAZINE	3/14/2006	4.50	ug/L	0.11	
PZ020	2,067,224	404,088	HEXAHYDRO-1,3,5-TRINITRO-1,3,5-TRIAZINE	3/15/2005	4.60	ug/L	0.11	
PZ020	2,067,224	404,088	HEXAHYDRO-1,3,5-TRINITRO-1,3,5-TRIAZINE	3/16/2004	7.70	ug/L	0.11	
PZ020	2,067,224	404,088	HEXAHYDRO-1,3,5-TRINITRO-1,3,5-TRIAZINE	3/18/2003	8.80	ug/L	0.11	TR
PZ020	2,067,224	404,088	HEXAHYDRO-1,3,5-TRINITRO-1,3,5-TRIAZINE	3/20/2002	8.90	ug/L	0.11	TR
PZ020	2,067,224	404,088	HEXAHYDRO-1,3,5-TRINITRO-1,3,5-TRIAZINE	3/22/2001	13.00	ug/L	0.11	

TABLE G.2-2
CORNHUSKER ARMY AMMUNITION PLANT
MAROS UPGRADIENT WELL DATA INPUTS

WellName	XCoord	YCoord	Constituent	SampleDate	Result	Units	DetLim	Flags
G0075	2,065,479	403,559	2,4,6-TRINITROTOLUENE	5/12/2022		ug/L	0.045	ND
G0075	2,065,479	403,559	2,4,6-TRINITROTOLUENE	5/20/2021		ug/L	0.043	ND
G0075	2,065,479	403,559	2,4,6-TRINITROTOLUENE	6/1/2020		ug/L	0.048	ND
G0075	2,065,479	403,559	2,4,6-TRINITROTOLUENE	6/9/2019		ug/L	0.16	ND
G0075	2,065,479	403,559	2,4,6-TRINITROTOLUENE	3/21/2018		ug/L	0.17	ND
G0075	2,065,479	403,559	2,4,6-TRINITROTOLUENE	4/1/2017		ug/L	0.17	ND
G0075	2,065,479	403,559	2,4,6-TRINITROTOLUENE	8/10/2016		ug/L	0.17	ND
G0075	2,065,479	403,559	2,4,6-TRINITROTOLUENE	8/13/2015		ug/L	0.17	ND
G0075	2,065,479	403,559	2,4,6-TRINITROTOLUENE	8/19/2014		ug/L	0.17	ND
G0075	2,065,479	403,559	2,4,6-TRINITROTOLUENE	3/14/2013		ug/L	0.17	ND
G0075	2,065,479	403,559	2,4,6-TRINITROTOLUENE	3/12/2012		ug/L	0.17	ND
G0075	2,065,479	403,559	2,4,6-TRINITROTOLUENE	3/15/2011		ug/L	0.17	ND
G0075	2,065,479	403,559	2,4,6-TRINITROTOLUENE	3/15/2010		ug/L	0.17	ND
G0075	2,065,479	403,559	2,4,6-TRINITROTOLUENE	3/16/2009		ug/L	0.17	ND
G0075	2,065,479	403,559	2,4,6-TRINITROTOLUENE	3/12/2008		ug/L	0.17	ND
G0075	2,065,479	403,559	2,4,6-TRINITROTOLUENE	3/12/2007	1.30	ug/L	0.17	
G0075	2,065,479	403,559	2,4,6-TRINITROTOLUENE	3/15/2006	1.40	ug/L	0.17	
G0075	2,065,479	403,559	2,4,6-TRINITROTOLUENE	3/15/2005	1.40	ug/L	0.17	
G0075	2,065,479	403,559	2,4,6-TRINITROTOLUENE	3/13/2004	1.40	ug/L	0.17	
G0075	2,065,479	403,559	2,4,6-TRINITROTOLUENE	3/18/2003	1.20	ug/L	0.17	
G0075	2,065,479	403,559	2,4,6-TRINITROTOLUENE	3/21/2002	2.00	ug/L	0.17	TR
G0075	2,065,479	403,559	2,4,6-TRINITROTOLUENE	3/22/2001	8.50	ug/L	0.17	
G0075	2,065,479	403,559	2,4,6-TRINITROTOLUENE	3/23/2000	12.00	ug/L	0.17	
G0075	2,065,479	403,559	2,4,6-TRINITROTOLUENE	4/1/1999	11.00	ug/L	0.17	
G0075	2,065,479	403,559	2,4,6-TRINITROTOLUENE	6/29/1998	6.33	ug/L	0.17	
G0075	2,065,479	403,559	HEXAHYDRO-1,3,5-TRINITRO-1,3,5-TRIAZINE	5/12/2022	0.16	ug/L	0.052	TR
G0075	2,065,479	403,559	HEXAHYDRO-1,3,5-TRINITRO-1,3,5-TRIAZINE	5/20/2021		ug/L	0.049	ND
G0075	2,065,479	403,559	HEXAHYDRO-1,3,5-TRINITRO-1,3,5-TRIAZINE	6/1/2020		ug/L	0.054	ND
G0075	2,065,479	403,559	HEXAHYDRO-1,3,5-TRINITRO-1,3,5-TRIAZINE	6/9/2019		ug/L	0.16	ND
G0075	2,065,479	403,559	HEXAHYDRO-1,3,5-TRINITRO-1,3,5-TRIAZINE	3/21/2018	0.25	ug/L	0.11	
G0075	2,065,479	403,559	HEXAHYDRO-1,3,5-TRINITRO-1,3,5-TRIAZINE	4/1/2017	0.16	ug/L	0.11	
G0075	2,065,479	403,559	HEXAHYDRO-1,3,5-TRINITRO-1,3,5-TRIAZINE	8/10/2016	0.20	ug/L	0.11	TR
G0075	2,065,479	403,559	HEXAHYDRO-1,3,5-TRINITRO-1,3,5-TRIAZINE	8/13/2015	0.06	ug/L	0.11	
G0075	2,065,479	403,559	HEXAHYDRO-1,3,5-TRINITRO-1,3,5-TRIAZINE	8/19/2014	0.84	ug/L	0.11	
G0075	2,065,479	403,559	HEXAHYDRO-1,3,5-TRINITRO-1,3,5-TRIAZINE	3/14/2013	0.70	ug/L	0.11	

TABLE G.2-2
CORNHUSKER ARMY AMMUNITION PLANT
MAROS UPGRADIENT WELL DATA INPUTS

WellName	XCoord	YCoord	Constituent	SampleDate	Result	Units	DetLim	Flags
G0075	2,065,479	403,559	HEXAHYDRO-1,3,5-TRINITRO-1,3,5-TRIAZINE	3/12/2012	0.57	ug/L	0.11	
G0075	2,065,479	403,559	HEXAHYDRO-1,3,5-TRINITRO-1,3,5-TRIAZINE	3/15/2011	2.30	ug/L	0.11	
G0075	2,065,479	403,559	HEXAHYDRO-1,3,5-TRINITRO-1,3,5-TRIAZINE	3/15/2010	1.80	ug/L	0.11	
G0075	2,065,479	403,559	HEXAHYDRO-1,3,5-TRINITRO-1,3,5-TRIAZINE	3/16/2009		ug/L	0.11	ND
G0075	2,065,479	403,559	HEXAHYDRO-1,3,5-TRINITRO-1,3,5-TRIAZINE	3/12/2008	3.10	ug/L	0.11	
G0075	2,065,479	403,559	HEXAHYDRO-1,3,5-TRINITRO-1,3,5-TRIAZINE	3/12/2007	11.00	ug/L	0.11	
G0075	2,065,479	403,559	HEXAHYDRO-1,3,5-TRINITRO-1,3,5-TRIAZINE	3/15/2006	7.90	ug/L	0.11	
G0075	2,065,479	403,559	HEXAHYDRO-1,3,5-TRINITRO-1,3,5-TRIAZINE	3/15/2005	9.00	ug/L	0.11	
G0075	2,065,479	403,559	HEXAHYDRO-1,3,5-TRINITRO-1,3,5-TRIAZINE	3/13/2004	9.20	ug/L	0.11	
G0075	2,065,479	403,559	HEXAHYDRO-1,3,5-TRINITRO-1,3,5-TRIAZINE	3/18/2003	8.30	ug/L	0.11	
G0075	2,065,479	403,559	HEXAHYDRO-1,3,5-TRINITRO-1,3,5-TRIAZINE	3/21/2002	10.00	ug/L	0.11	
G0075	2,065,479	403,559	HEXAHYDRO-1,3,5-TRINITRO-1,3,5-TRIAZINE	3/22/2001	11.00	ug/L	0.11	
G0075	2,065,479	403,559	HEXAHYDRO-1,3,5-TRINITRO-1,3,5-TRIAZINE	3/23/2000	14.00	ug/L	0.11	
G0075	2,065,479	403,559	HEXAHYDRO-1,3,5-TRINITRO-1,3,5-TRIAZINE	4/1/1999	14.00	ug/L	0.11	
G0075	2,065,479	403,559	HEXAHYDRO-1,3,5-TRINITRO-1,3,5-TRIAZINE	6/29/1998	8.06	ug/L	0.11	
G0079	2,065,479	403,553	2,4,6-TRINITROTOLUENE	5/12/2022		ug/L	0.046	ND
G0079	2,065,479	403,553	2,4,6-TRINITROTOLUENE	5/20/2021		ug/L	0.042	ND
G0079	2,065,479	403,553	2,4,6-TRINITROTOLUENE	6/1/2020		ug/L	0.048	ND
G0079	2,065,479	403,553	2,4,6-TRINITROTOLUENE	6/9/2019		ug/L	0.16	ND
G0079	2,065,479	403,553	2,4,6-TRINITROTOLUENE	3/12/2012		ug/L	0.17	ND
G0079	2,065,479	403,553	2,4,6-TRINITROTOLUENE	3/15/2011		ug/L	0.17	ND
G0079	2,065,479	403,553	2,4,6-TRINITROTOLUENE	3/15/2010		ug/L	0.17	ND
G0079	2,065,479	403,553	2,4,6-TRINITROTOLUENE	3/16/2009		ug/L	0.17	ND
G0079	2,065,479	403,553	2,4,6-TRINITROTOLUENE	3/21/2002		ug/L	0.17	ND
G0079	2,065,479	403,553	2,4,6-TRINITROTOLUENE	3/22/2001		ug/L	0.17	ND
G0079	2,065,479	403,553	2,4,6-TRINITROTOLUENE	3/23/2000		ug/L	0.17	ND
G0079	2,065,479	403,553	HEXAHYDRO-1,3,5-TRINITRO-1,3,5-TRIAZINE	5/12/2022		ug/L	0.053	ND
G0079	2,065,479	403,553	HEXAHYDRO-1,3,5-TRINITRO-1,3,5-TRIAZINE	5/20/2021		ug/L	0.048	ND
G0079	2,065,479	403,553	HEXAHYDRO-1,3,5-TRINITRO-1,3,5-TRIAZINE	6/1/2020		ug/L	0.055	ND
G0079	2,065,479	403,553	HEXAHYDRO-1,3,5-TRINITRO-1,3,5-TRIAZINE	6/9/2019		ug/L	0.15	ND
G0079	2,065,479	403,553	HEXAHYDRO-1,3,5-TRINITRO-1,3,5-TRIAZINE	3/12/2012		ug/L	0.11	ND
G0079	2,065,479	403,553	HEXAHYDRO-1,3,5-TRINITRO-1,3,5-TRIAZINE	3/15/2011		ug/L	0.11	ND
G0079	2,065,479	403,553	HEXAHYDRO-1,3,5-TRINITRO-1,3,5-TRIAZINE	3/15/2010		ug/L	0.11	ND
G0079	2,065,479	403,553	HEXAHYDRO-1,3,5-TRINITRO-1,3,5-TRIAZINE	3/16/2009		ug/L	0.11	ND
G0079	2,065,479	403,553	HEXAHYDRO-1,3,5-TRINITRO-1,3,5-TRIAZINE	3/21/2002	1.50	ug/L	0.11	

TABLE G.2-2
CORNHUSKER ARMY AMMUNITION PLANT
MAROS UPGRADIENT WELL DATA INPUTS

WellName	XCoord	YCoord	Constituent	SampleDate	Result	Units	DetLim	Flags
G0079	2,065,479	403,553	HEXAHYDRO-1,3,5-TRINITRO-1,3,5-TRIAZINE	3/22/2001	15.00	ug/L	0.11	
G0079	2,065,479	403,553	HEXAHYDRO-1,3,5-TRINITRO-1,3,5-TRIAZINE	3/23/2000	1.40	ug/L	0.11	
G0080	2,065,443	404,329	2,4,6-TRINITROTOLUENE	5/11/2022		ug/L	0.047	ND
G0080	2,065,443	404,329	2,4,6-TRINITROTOLUENE	5/20/2021		ug/L	0.046	ND
G0080	2,065,443	404,329	2,4,6-TRINITROTOLUENE	6/11/2020		ug/L	0.047	ND
G0080	2,065,443	404,329	2,4,6-TRINITROTOLUENE	6/9/2019		ug/L	0.16	ND
G0080	2,065,443	404,329	2,4,6-TRINITROTOLUENE	3/20/2018		ug/L	0.17	ND
G0080	2,065,443	404,329	2,4,6-TRINITROTOLUENE	3/30/2017		ug/L	0.17	ND
G0080	2,065,443	404,329	2,4,6-TRINITROTOLUENE	8/16/2016		ug/L	0.17	ND
G0080	2,065,443	404,329	2,4,6-TRINITROTOLUENE	8/5/2015		ug/L	0.17	ND
G0080	2,065,443	404,329	2,4,6-TRINITROTOLUENE	8/19/2014		ug/L	0.17	ND
G0080	2,065,443	404,329	2,4,6-TRINITROTOLUENE	3/13/2013		ug/L	0.17	ND
G0080	2,065,443	404,329	2,4,6-TRINITROTOLUENE	3/12/2012		ug/L	0.17	ND
G0080	2,065,443	404,329	2,4,6-TRINITROTOLUENE	3/15/2011		ug/L	0.17	ND
G0080	2,065,443	404,329	2,4,6-TRINITROTOLUENE	3/15/2010		ug/L	0.17	ND
G0080	2,065,443	404,329	2,4,6-TRINITROTOLUENE	3/17/2009		ug/L	0.17	ND
G0080	2,065,443	404,329	HEXAHYDRO-1,3,5-TRINITRO-1,3,5-TRIAZINE	5/11/2022		ug/L	0.053	ND
G0080	2,065,443	404,329	HEXAHYDRO-1,3,5-TRINITRO-1,3,5-TRIAZINE	5/20/2021		ug/L	0.053	ND
G0080	2,065,443	404,329	HEXAHYDRO-1,3,5-TRINITRO-1,3,5-TRIAZINE	6/11/2020		ug/L	0.054	ND
G0080	2,065,443	404,329	HEXAHYDRO-1,3,5-TRINITRO-1,3,5-TRIAZINE	6/9/2019		ug/L	0.16	ND
G0080	2,065,443	404,329	HEXAHYDRO-1,3,5-TRINITRO-1,3,5-TRIAZINE	3/20/2018	0.28	ug/L	0.11	
G0080	2,065,443	404,329	HEXAHYDRO-1,3,5-TRINITRO-1,3,5-TRIAZINE	3/30/2017	0.23	ug/L	0.11	
G0080	2,065,443	404,329	HEXAHYDRO-1,3,5-TRINITRO-1,3,5-TRIAZINE	8/16/2016	0.26	ug/L	0.11	TR
G0080	2,065,443	404,329	HEXAHYDRO-1,3,5-TRINITRO-1,3,5-TRIAZINE	8/5/2015	0.29	ug/L	0.11	
G0080	2,065,443	404,329	HEXAHYDRO-1,3,5-TRINITRO-1,3,5-TRIAZINE	8/19/2014	0.45	ug/L	0.11	
G0080	2,065,443	404,329	HEXAHYDRO-1,3,5-TRINITRO-1,3,5-TRIAZINE	3/13/2013	1.00	ug/L	0.11	
G0080	2,065,443	404,329	HEXAHYDRO-1,3,5-TRINITRO-1,3,5-TRIAZINE	3/12/2012	1.60	ug/L	0.11	
G0080	2,065,443	404,329	HEXAHYDRO-1,3,5-TRINITRO-1,3,5-TRIAZINE	3/15/2011	1.90	ug/L	0.11	
G0080	2,065,443	404,329	HEXAHYDRO-1,3,5-TRINITRO-1,3,5-TRIAZINE	3/15/2010	1.60	ug/L	0.11	
G0080	2,065,443	404,329	HEXAHYDRO-1,3,5-TRINITRO-1,3,5-TRIAZINE	3/17/2009	2.20	ug/L	0.11	
G0081	2,065,490	402,722	2,4,6-TRINITROTOLUENE	5/13/2022		ug/L	0.046	ND
G0081	2,065,490	402,722	2,4,6-TRINITROTOLUENE	5/20/2021		ug/L	0.043	ND
G0081	2,065,490	402,722	2,4,6-TRINITROTOLUENE	6/2/2020		ug/L	0.047	ND
G0081	2,065,490	402,722	2,4,6-TRINITROTOLUENE	6/9/2019	0.59	ug/L	0.16	TR
G0081	2,065,490	402,722	2,4,6-TRINITROTOLUENE	3/21/2018	1.00	ug/L	0.17	

TABLE G.2-2
CORNHUSKER ARMY AMMUNITION PLANT
MAROS UPGRADIENT WELL DATA INPUTS

WellName	XCoord	YCoord	Constituent	SampleDate	Result	Units	DetLim	Flags
G0081	2,065,490	402,722	2,4,6-TRINITROTOLUENE	3/30/2017	2.40	ug/L	0.17	TR
G0081	2,065,490	402,722	2,4,6-TRINITROTOLUENE	8/16/2016		ug/L	0.17	ND
G0081	2,065,490	402,722	2,4,6-TRINITROTOLUENE	8/17/2015	5.60	ug/L	0.17	
G0081	2,065,490	402,722	2,4,6-TRINITROTOLUENE	8/19/2014	9.90	ug/L	0.17	TR
G0081	2,065,490	402,722	2,4,6-TRINITROTOLUENE	3/14/2013	12.70	ug/L	0.17	TR
G0081	2,065,490	402,722	2,4,6-TRINITROTOLUENE	3/12/2012	16.90	ug/L	0.17	TR
G0081	2,065,490	402,722	2,4,6-TRINITROTOLUENE	3/15/2011	20.70	ug/L	0.17	
G0081	2,065,490	402,722	2,4,6-TRINITROTOLUENE	3/15/2010	36.00	ug/L	0.17	TR
G0081	2,065,490	402,722	2,4,6-TRINITROTOLUENE	3/17/2009	43.00	ug/L	0.17	
G0081	2,065,490	402,722	HEXAHYDRO-1,3,5-TRINITRO-1,3,5-TRIAZINE	5/13/2022		ug/L	0.053	ND
G0081	2,065,490	402,722	HEXAHYDRO-1,3,5-TRINITRO-1,3,5-TRIAZINE	5/20/2021	0.30	ug/L	0.049	
G0081	2,065,490	402,722	HEXAHYDRO-1,3,5-TRINITRO-1,3,5-TRIAZINE	6/2/2020		ug/L	0.054	ND
G0081	2,065,490	402,722	HEXAHYDRO-1,3,5-TRINITRO-1,3,5-TRIAZINE	6/9/2019		ug/L	0.16	ND
G0081	2,065,490	402,722	HEXAHYDRO-1,3,5-TRINITRO-1,3,5-TRIAZINE	3/21/2018	0.29	ug/L	0.11	TR
G0081	2,065,490	402,722	HEXAHYDRO-1,3,5-TRINITRO-1,3,5-TRIAZINE	3/30/2017	0.42	ug/L	0.11	TR
G0081	2,065,490	402,722	HEXAHYDRO-1,3,5-TRINITRO-1,3,5-TRIAZINE	8/16/2016	0.50	ug/L	0.11	TR
G0081	2,065,490	402,722	HEXAHYDRO-1,3,5-TRINITRO-1,3,5-TRIAZINE	8/17/2015	0.83	ug/L	0.11	
G0081	2,065,490	402,722	HEXAHYDRO-1,3,5-TRINITRO-1,3,5-TRIAZINE	8/19/2014	1.20	ug/L	0.11	TR
G0081	2,065,490	402,722	HEXAHYDRO-1,3,5-TRINITRO-1,3,5-TRIAZINE	3/14/2013	0.94	ug/L	0.11	TR
G0081	2,065,490	402,722	HEXAHYDRO-1,3,5-TRINITRO-1,3,5-TRIAZINE	3/12/2012	1.20	ug/L	0.11	
G0081	2,065,490	402,722	HEXAHYDRO-1,3,5-TRINITRO-1,3,5-TRIAZINE	3/15/2011	1.40	ug/L	0.11	
G0081	2,065,490	402,722	HEXAHYDRO-1,3,5-TRINITRO-1,3,5-TRIAZINE	3/15/2010	1.30	ug/L	0.11	TR
G0081	2,065,490	402,722	HEXAHYDRO-1,3,5-TRINITRO-1,3,5-TRIAZINE	3/17/2009	3.30	ug/L	0.11	
G0082	2,065,493	402,207	2,4,6-TRINITROTOLUENE	5/11/2022		ug/L	0.046	ND
G0082	2,065,493	402,207	2,4,6-TRINITROTOLUENE	5/20/2021	0.73	ug/L	0.043	
G0082	2,065,493	402,207	2,4,6-TRINITROTOLUENE	6/2/2020		ug/L	0.052	ND
G0082	2,065,493	402,207	2,4,6-TRINITROTOLUENE	6/9/2019		ug/L	0.16	ND
G0082	2,065,493	402,207	2,4,6-TRINITROTOLUENE	3/22/2018		ug/L	0.17	ND
G0082	2,065,493	402,207	2,4,6-TRINITROTOLUENE	3/31/2017	0.11	ug/L	0.17	TR
G0082	2,065,493	402,207	2,4,6-TRINITROTOLUENE	8/12/2016		ug/L	0.17	ND
G0082	2,065,493	402,207	2,4,6-TRINITROTOLUENE	8/17/2015	0.50	ug/L	0.17	TR
G0082	2,065,493	402,207	2,4,6-TRINITROTOLUENE	8/19/2014	0.47	ug/L	0.17	
G0082	2,065,493	402,207	2,4,6-TRINITROTOLUENE	3/14/2013	0.64	ug/L	0.17	TR
G0082	2,065,493	402,207	2,4,6-TRINITROTOLUENE	3/12/2012	1.10	ug/L	0.17	TR
G0082	2,065,493	402,207	2,4,6-TRINITROTOLUENE	3/15/2011	1.40	ug/L	0.17	

TABLE G.2-2
CORNHUSKER ARMY AMMUNITION PLANT
MAROS UPGRADIENT WELL DATA INPUTS

WellName	XCoord	YCoord	Constituent	SampleDate	Result	Units	DetLim	Flags
G0082	2,065,493	402,207	2,4,6-TRINITROTOLUENE	3/15/2010	1.10	ug/L	0.17	TR
G0082	2,065,493	402,207	2,4,6-TRINITROTOLUENE	3/17/2009	0.58	ug/L	0.17	
G0082	2,065,493	402,207	HEXAHYDRO-1,3,5-TRINITRO-1,3,5-TRIAZINE	5/11/2022	0.45	ug/L	0.052	
G0082	2,065,493	402,207	HEXAHYDRO-1,3,5-TRINITRO-1,3,5-TRIAZINE	5/20/2021	0.43	ug/L	0.049	TR
G0082	2,065,493	402,207	HEXAHYDRO-1,3,5-TRINITRO-1,3,5-TRIAZINE	6/2/2020	0.68	ug/L	0.059	TR
G0082	2,065,493	402,207	HEXAHYDRO-1,3,5-TRINITRO-1,3,5-TRIAZINE	6/9/2019	0.34	ug/L	0.15	TR
G0082	2,065,493	402,207	HEXAHYDRO-1,3,5-TRINITRO-1,3,5-TRIAZINE	3/22/2018	1.70	ug/L	0.11	
G0082	2,065,493	402,207	HEXAHYDRO-1,3,5-TRINITRO-1,3,5-TRIAZINE	3/31/2017	5.40	ug/L	0.11	
G0082	2,065,493	402,207	HEXAHYDRO-1,3,5-TRINITRO-1,3,5-TRIAZINE	8/12/2016	2.70	ug/L	0.11	
G0082	2,065,493	402,207	HEXAHYDRO-1,3,5-TRINITRO-1,3,5-TRIAZINE	8/17/2015	4.50	ug/L	0.11	TR
G0082	2,065,493	402,207	HEXAHYDRO-1,3,5-TRINITRO-1,3,5-TRIAZINE	8/19/2014	4.50	ug/L	0.11	
G0082	2,065,493	402,207	HEXAHYDRO-1,3,5-TRINITRO-1,3,5-TRIAZINE	3/14/2013	7.60	ug/L	0.11	TR
G0082	2,065,493	402,207	HEXAHYDRO-1,3,5-TRINITRO-1,3,5-TRIAZINE	3/12/2012	3.30	ug/L	0.11	
G0082	2,065,493	402,207	HEXAHYDRO-1,3,5-TRINITRO-1,3,5-TRIAZINE	3/15/2011	3.10	ug/L	0.11	
G0082	2,065,493	402,207	HEXAHYDRO-1,3,5-TRINITRO-1,3,5-TRIAZINE	3/15/2010	6.00	ug/L	0.11	TR
G0082	2,065,493	402,207	HEXAHYDRO-1,3,5-TRINITRO-1,3,5-TRIAZINE	3/17/2009	16.00	ug/L	0.11	
G0086	2,066,457	403,759	2,4,6-TRINITROTOLUENE	5/18/2022	5.50	ug/L	0.047	
G0086	2,066,457	403,759	2,4,6-TRINITROTOLUENE	5/26/2021	4.90	ug/L	0.048	TR
G0086	2,066,457	403,759	2,4,6-TRINITROTOLUENE	6/16/2020	3.60	ug/L	0.047	TR
G0086	2,066,457	403,759	2,4,6-TRINITROTOLUENE	6/9/2019	2.50	ug/L	0.16	
G0086	2,066,457	403,759	2,4,6-TRINITROTOLUENE	3/19/2018	2.70	ug/L	0.17	
G0086	2,066,457	403,759	2,4,6-TRINITROTOLUENE	3/29/2017	2.70	ug/L	0.17	TR
G0086	2,066,457	403,759	2,4,6-TRINITROTOLUENE	8/11/2016		ug/L	0.17	ND
G0086	2,066,457	403,759	2,4,6-TRINITROTOLUENE	8/13/2015	3.90	ug/L	0.17	
G0086	2,066,457	403,759	2,4,6-TRINITROTOLUENE	8/15/2014	4.20	ug/L	0.17	
G0086	2,066,457	403,759	2,4,6-TRINITROTOLUENE	3/13/2013	4.20	ug/L	0.17	TR
G0086	2,066,457	403,759	2,4,6-TRINITROTOLUENE	3/13/2012	6.20	ug/L	0.17	
G0086	2,066,457	403,759	2,4,6-TRINITROTOLUENE	3/16/2011	6.60	ug/L	0.17	
G0086	2,066,457	403,759	2,4,6-TRINITROTOLUENE	3/17/2010	10.00	ug/L	0.17	TR
G0086	2,066,457	403,759	HEXAHYDRO-1,3,5-TRINITRO-1,3,5-TRIAZINE	5/18/2022	1.40	ug/L	0.054	TR
G0086	2,066,457	403,759	HEXAHYDRO-1,3,5-TRINITRO-1,3,5-TRIAZINE	5/26/2021	0.84	ug/L	0.054	TR
G0086	2,066,457	403,759	HEXAHYDRO-1,3,5-TRINITRO-1,3,5-TRIAZINE	6/16/2020	0.21	ug/L	0.054	TR
G0086	2,066,457	403,759	HEXAHYDRO-1,3,5-TRINITRO-1,3,5-TRIAZINE	6/9/2019	0.18	ug/L	0.16	TR
G0086	2,066,457	403,759	HEXAHYDRO-1,3,5-TRINITRO-1,3,5-TRIAZINE	3/19/2018	0.26	ug/L	0.11	
G0086	2,066,457	403,759	HEXAHYDRO-1,3,5-TRINITRO-1,3,5-TRIAZINE	3/29/2017	0.41	ug/L	0.11	TR

TABLE G.2-2
CORNHUSKER ARMY AMMUNITION PLANT
MAROS UPGRADIENT WELL DATA INPUTS

WellName	XCoord	YCoord	Constituent	SampleDate	Result	Units	DetLim	Flags
G0086	2,066,457	403,759	HEXAHYDRO-1,3,5-TRINITRO-1,3,5-TRIAZINE	8/11/2016	0.66	ug/L	0.11	
G0086	2,066,457	403,759	HEXAHYDRO-1,3,5-TRINITRO-1,3,5-TRIAZINE	8/13/2015	0.76	ug/L	0.11	
G0086	2,066,457	403,759	HEXAHYDRO-1,3,5-TRINITRO-1,3,5-TRIAZINE	8/15/2014	1.20	ug/L	0.11	
G0086	2,066,457	403,759	HEXAHYDRO-1,3,5-TRINITRO-1,3,5-TRIAZINE	3/13/2013	2.50	ug/L	0.11	TR
G0086	2,066,457	403,759	HEXAHYDRO-1,3,5-TRINITRO-1,3,5-TRIAZINE	3/13/2012	4.00	ug/L	0.11	TR
G0086	2,066,457	403,759	HEXAHYDRO-1,3,5-TRINITRO-1,3,5-TRIAZINE	3/16/2011	4.60	ug/L	0.11	
G0086	2,066,457	403,759	HEXAHYDRO-1,3,5-TRINITRO-1,3,5-TRIAZINE	3/17/2010	6.30	ug/L	0.11	TR
G0087	2,065,944	403,749	2,4,6-TRINITROTOLUENE	5/13/2022		ug/L	0.045	ND
G0087	2,065,944	403,749	2,4,6-TRINITROTOLUENE	5/25/2021		ug/L	0.045	ND
G0087	2,065,944	403,749	2,4,6-TRINITROTOLUENE	6/15/2020		ug/L	0.048	ND
G0087	2,065,944	403,749	2,4,6-TRINITROTOLUENE	6/9/2019		ug/L	0.16	ND
G0087	2,065,944	403,749	2,4,6-TRINITROTOLUENE	3/19/2018		ug/L	0.17	ND
G0087	2,065,944	403,749	2,4,6-TRINITROTOLUENE	4/1/2017		ug/L	0.17	ND
G0087	2,065,944	403,749	2,4,6-TRINITROTOLUENE	8/9/2016		ug/L	0.17	ND
G0087	2,065,944	403,749	2,4,6-TRINITROTOLUENE	8/13/2015		ug/L	0.17	ND
G0087	2,065,944	403,749	2,4,6-TRINITROTOLUENE	8/19/2014		ug/L	0.17	ND
G0087	2,065,944	403,749	2,4,6-TRINITROTOLUENE	3/13/2013		ug/L	0.17	ND
G0087	2,065,944	403,749	2,4,6-TRINITROTOLUENE	3/13/2012		ug/L	0.17	ND
G0087	2,065,944	403,749	2,4,6-TRINITROTOLUENE	3/16/2011		ug/L	0.17	ND
G0087	2,065,944	403,749	2,4,6-TRINITROTOLUENE	3/17/2010		ug/L	0.17	ND
G0087	2,065,944	403,749	HEXAHYDRO-1,3,5-TRINITRO-1,3,5-TRIAZINE	5/13/2022	0.19	ug/L	0.051	TR
G0087	2,065,944	403,749	HEXAHYDRO-1,3,5-TRINITRO-1,3,5-TRIAZINE	5/25/2021	0.23	ug/L	0.052	
G0087	2,065,944	403,749	HEXAHYDRO-1,3,5-TRINITRO-1,3,5-TRIAZINE	6/15/2020	0.15	ug/L	0.055	TR
G0087	2,065,944	403,749	HEXAHYDRO-1,3,5-TRINITRO-1,3,5-TRIAZINE	6/9/2019		ug/L	0.16	ND
G0087	2,065,944	403,749	HEXAHYDRO-1,3,5-TRINITRO-1,3,5-TRIAZINE	3/19/2018	0.07	ug/L	0.11	TR
G0087	2,065,944	403,749	HEXAHYDRO-1,3,5-TRINITRO-1,3,5-TRIAZINE	4/1/2017	0.06	ug/L	0.11	TR
G0087	2,065,944	403,749	HEXAHYDRO-1,3,5-TRINITRO-1,3,5-TRIAZINE	8/9/2016		ug/L	0.11	ND
G0087	2,065,944	403,749	HEXAHYDRO-1,3,5-TRINITRO-1,3,5-TRIAZINE	8/13/2015		ug/L	0.11	ND
G0087	2,065,944	403,749	HEXAHYDRO-1,3,5-TRINITRO-1,3,5-TRIAZINE	8/19/2014		ug/L	0.11	ND
G0087	2,065,944	403,749	HEXAHYDRO-1,3,5-TRINITRO-1,3,5-TRIAZINE	3/13/2013		ug/L	0.11	ND
G0087	2,065,944	403,749	HEXAHYDRO-1,3,5-TRINITRO-1,3,5-TRIAZINE	3/13/2012	0.83	ug/L	0.11	TR
G0087	2,065,944	403,749	HEXAHYDRO-1,3,5-TRINITRO-1,3,5-TRIAZINE	3/16/2011		ug/L	0.11	ND
G0087	2,065,944	403,749	HEXAHYDRO-1,3,5-TRINITRO-1,3,5-TRIAZINE	3/17/2010	1.10	ug/L	0.11	
G0089	2,065,206	402,589	2,4,6-TRINITROTOLUENE	5/16/2022	2.60	ug/L	0.047	
G0089	2,065,206	402,589	2,4,6-TRINITROTOLUENE	5/20/2021	2.30	ug/L	0.054	

TABLE G.2-2
CORNHUSKER ARMY AMMUNITION PLANT
MAROS UPGRADIENT WELL DATA INPUTS

WellName	XCoord	YCoord	Constituent	SampleDate	Result	Units	DetLim	Flags
G0089	2,065,206	402,589	2,4,6-TRINITROTOLUENE	6/15/2020	1.70	ug/L	0.047	
G0089	2,065,206	402,589	2,4,6-TRINITROTOLUENE	6/11/2019	3.50	ug/L	0.16	TR
G0089	2,065,206	402,589	2,4,6-TRINITROTOLUENE	3/22/2018	5.50	ug/L	0.17	
G0089	2,065,206	402,589	2,4,6-TRINITROTOLUENE	3/31/2017	9.90	ug/L	0.17	TR
G0089	2,065,206	402,589	2,4,6-TRINITROTOLUENE	8/8/2016	8.60	ug/L	0.17	
G0089	2,065,206	402,589	2,4,6-TRINITROTOLUENE	8/17/2015	12.00	ug/L	0.17	TR
G0089	2,065,206	402,589	2,4,6-TRINITROTOLUENE	8/19/2014	14.00	ug/L	0.17	
G0089	2,065,206	402,589	2,4,6-TRINITROTOLUENE	3/14/2013	18.20	ug/L	0.17	TR
G0089	2,065,206	402,589	2,4,6-TRINITROTOLUENE	3/13/2012	17.90	ug/L	0.17	TR
G0089	2,065,206	402,589	2,4,6-TRINITROTOLUENE	3/14/2011	25.80	ug/L	0.17	
G0089	2,065,206	402,589	2,4,6-TRINITROTOLUENE	3/19/2010	30.00	ug/L	0.17	TR
G0089	2,065,206	402,589	HEXAHYDRO-1,3,5-TRINITRO-1,3,5-TRIAZINE	5/16/2022	0.89	ug/L	0.054	
G0089	2,065,206	402,589	HEXAHYDRO-1,3,5-TRINITRO-1,3,5-TRIAZINE	5/20/2021	0.23	ug/L	0.061	TR
G0089	2,065,206	402,589	HEXAHYDRO-1,3,5-TRINITRO-1,3,5-TRIAZINE	6/15/2020		ug/L	0.054	ND
G0089	2,065,206	402,589	HEXAHYDRO-1,3,5-TRINITRO-1,3,5-TRIAZINE	6/11/2019	0.32	ug/L	0.16	TR
G0089	2,065,206	402,589	HEXAHYDRO-1,3,5-TRINITRO-1,3,5-TRIAZINE	3/22/2018	2.10	ug/L	0.11	
G0089	2,065,206	402,589	HEXAHYDRO-1,3,5-TRINITRO-1,3,5-TRIAZINE	3/31/2017	2.70	ug/L	0.11	TR
G0089	2,065,206	402,589	HEXAHYDRO-1,3,5-TRINITRO-1,3,5-TRIAZINE	8/8/2016	1.40	ug/L	0.11	
G0089	2,065,206	402,589	HEXAHYDRO-1,3,5-TRINITRO-1,3,5-TRIAZINE	8/17/2015	0.54	ug/L	0.11	TR
G0089	2,065,206	402,589	HEXAHYDRO-1,3,5-TRINITRO-1,3,5-TRIAZINE	8/19/2014	0.51	ug/L	0.11	
G0089	2,065,206	402,589	HEXAHYDRO-1,3,5-TRINITRO-1,3,5-TRIAZINE	3/14/2013	1.40	ug/L	0.11	TR
G0089	2,065,206	402,589	HEXAHYDRO-1,3,5-TRINITRO-1,3,5-TRIAZINE	3/13/2012	2.60	ug/L	0.11	TR
G0089	2,065,206	402,589	HEXAHYDRO-1,3,5-TRINITRO-1,3,5-TRIAZINE	3/14/2011	3.00	ug/L	0.11	
G0089	2,065,206	402,589	HEXAHYDRO-1,3,5-TRINITRO-1,3,5-TRIAZINE	3/19/2010	2.70	ug/L	0.11	